



ENVISIONING BRIGHTER TOMORROWS NOW

GOODLAND GROUP LIMITED
ANNUAL REPORT 2024



Artist Impression

CONTENTS

01 Introduction

02 Financial Highlights

04 Message from Chief Executive Officer
and Group Managing Director

09 Projects Completed

10 Ongoing Project

11 Upcoming Projects

12 Leasing and Management

14 Board of Directors

17 Key Management

18 Corporate Information

Artist Impression

GOODLAND A NAME YOU CAN TRUST

Goodland is a publicly-listed property developer in Singapore with prestigious projects to its name.

Goodland currently has over 30 subsidiaries & associates spread across 3 of Southeast Asia's most vibrant economies; and have an ever-growing presence across the region.

Goodland seeks to constantly protect long-term shareholder value and enhance the returns for long-term growth.

We are keen on expanding the capabilities of the group beyond the shores of Singapore. To this end, we are working in close alliance with regional business partners to acquire and develop properties in prime locations throughout Malaysia and Cambodia.

The group is dedicated to upholding integrity and honesty in all its operations and thus endeavours to continuously enhance and improve our system of internal controls and risk management policies.

Goodland is highly committed to sustainability and strives for continuous improvements in environmental, social, and governance factors to safeguard the interests of all its stakeholders.

Goodland actively contributes towards supporting the communities within which we operate. We keenly embrace community events and have contributed to the committee development and welfare fund that benefit the Sengkang East residents. We also participated in several fund raisers, such as for Ren Ci Hospital to provide affordable medical, nursing, and rehabilitative care services for the elderly; and participating in the Sustainability Walk 2024 organized by Huttons Asia Pte Ltd.



● **CAMBODIA**

● **MALAYSIA**

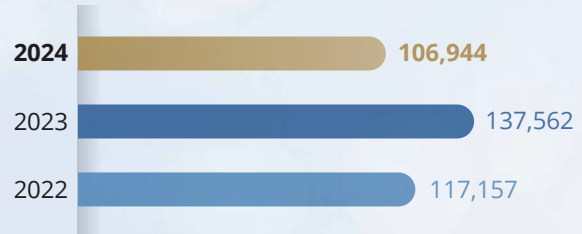
● **SINGAPORE**

Financial Highlights


Total Assets (\$'000)



Total Liabilities (\$'000)



Shareholders' Equity (\$'000)



NAV per Share (Cents)



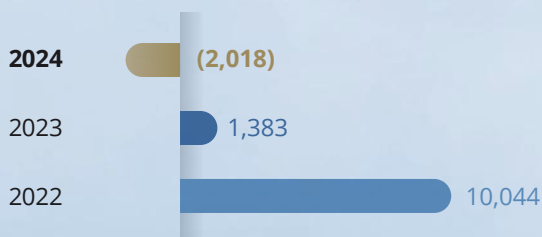
Cash & Bank Balance (\$'000)



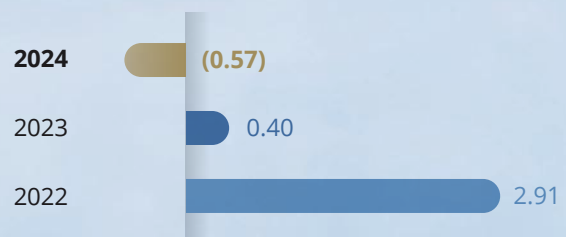
Revenue (\$'000)



Profit After Tax (\$'000)



Earnings per Share – Basic & Diluted (Cents)



Residential



Artist Impression



Artist Impression



Artist Impression

We will continue to build on our success of developing prestigious residential projects, delivering sustainable value to stakeholders.

Message from Chief Executive Officer and Group Managing Director

Dear Valued Stakeholders

On behalf of the Board of Directors of Goodland Group Ltd, I present the annual report for the financial year ended 30 September 2024 ("FY2024").

Resilience Amidst Ongoing Challenges

The Group continued to face similar challenges in FY2024 as previous financial year ("FY2023"). Although activity in the construction sector has fully resumed, the industry continues to grapple with rising material prices, operating costs increase and supply chain disruptions, all exacerbated by geopolitical tensions and fluctuating interest rates. Moreover, regulatory changes such as the latest set of property cooling measures introduced in April 2023 have had a moderate influence on demand. While the market is under pressure from higher interest rates and inflationary pressures, demand for residential and commercial properties remains fairly steady. The Group's sales and leasing activities across residential, commercial and industrial properties have remained resilient throughout the financial year.

Financial Highlights

The Group's top line in FY2024 was mostly generated from rental income and sale of residential development properties, with revenue posted at \$10.7 million. The Group turned in a loss after tax of \$2.0 million for FY2024 as compared to a profit after tax of \$1.4 million in the previous year, mainly due to a higher share of results of associates last year and an increase in other operating expenses, partially offset by (i) an increase in other operating income as a result of higher fair value gain in investment properties; and (ii) a decrease in both administrative expenses as well as finance costs.

For 2024, The Group registered a loss per share of 0.57 Singapore cents on a basic and diluted basis compared to an earnings per share of 0.40 Singapore cents for FY2023.

As at 30 September 2024, the Group's net assets stood at \$243.3 million, with cash and cash equivalents amounting to \$9.1 million. The corresponding figures as at 30 September 2023 were \$234.9 million and \$11.5 million respectively. The net asset value per share attributable to shareholders was 53.74 cents as at 30 September 2024 compared to 52.25 Singapore cents for the prior year.

The Group stays committed to ensuring a strong and consistent project pipeline, providing stability and growth opportunities to drive sustainable revenue growth.

Operating Review

During the year, we continued the sales of terrace houses and industrial units in the Group's portfolio while building up a strong project pipeline for sustained future revenue streams. Construction works for the redevelopment of a freehold commercial property, Piccadilly Serangoon at 1377 Serangoon Road is ongoing, with an expected completion date of FY2025. Leasing activities continue to contribute as a diversified and steady source of income for the Group.

The Group stays committed to ensuring a strong and consistent project pipeline, providing stability and growth opportunities to drive sustainable revenue growth. We have a robust pipeline of six development projects that are currently in the planning stage.

These include a mixed development project at Opal Crescent; redevelopments of landed properties at Cambridge Road, Jalan Tanjong and Starlight Road.

Notwithstanding that there is still growth opportunities present in the construction and real estate sectors in Singapore, we are mindful of the challenges that persist in the current environment that are impacting project timeline and costs. Rising construction material prices, labour shortages, tighter regulatory requirements have increased operational complexities. Our commitment to delivering high-quality developments while managing risks effectively will ensure that we continue to move forward with resilience and strategic foresight.

Corporate Social Responsibility, Governance and Sustainability

Being a responsible corporate citizen is a core part of our company ethos. Goodland is resolute in our commitment to making active and meaningful contributions to the community and society. During FY2024, we participated in the Sustainability Walk 2024, organised by Huttons Asia Pte Ltd; in which, over S\$18,000 was raised for the Plant-A-Tree programme under the Garden City Fund.

We hold ourselves to the highest standards and remain steadfast in our commitment to upholding strong governance. Having in place a comprehensive governance framework ensures that the Group and all its employees have and will continue to uphold the highest standards of ethical practices, regulatory compliance and integrity in all business dealings.

Message from Chief Executive Officer and Group Managing Director

Sustainability also plays a significant role in our corporate values. In our line of work, it is especially important that we remain committed to minimising the environmental impact of our projects. Sustainability practices have long been incorporated into our operations and we will continue to work towards reducing energy and water consumption, cutting down construction waste, enhancing safety and advocating for equal work opportunities. These standards also apply to our project development stakeholders, ensuring that our entire supply chain aligns with our sustainability goals. We believe that fostering these principles throughout our network not only enhances the long-term success of our projects but also contributes positively to the communities in which we operate.

Outlook for 2025

The global economic outlook remains uncertain, stemming from the effects of the recent US presidential elections, escalating geopolitical tensions, as well as China's economic slowdown. As these global risks continue to evolve, fluctuations in economic conditions, interest rate shifts, and local government policies create headwinds that threaten stability in the Singapore property market. Meanwhile, the real estate markets in Malaysia and Cambodia continue to face challenges due to persistently weak market sentiment.

The group anticipates a challenging twelve months ahead. We will continue to exercise prudence, focusing on necessary measures to mitigate the impact of rising interest rates and material costs. We will continue to leverage on our core expertise and exercise caution in exploring development and investment opportunities, both locally and regionally.

Dividend

The Group is dedicated to delivering value through tangible and consistent returns to our shareholders. To this end the Board has decided to propose a final tax-exempt cash dividend of 0.005 Singapore dollar per ordinary share and a special tax-exempt cash dividend of 0.00075 Singapore dollar per ordinary share, subject to shareholders' approval at the upcoming Annual General Meeting. The final and special dividends will be paid to shareholders on or around 14 February 2025 and 1 April 2025 respectively. Including the interim dividend paid earlier, the total dividend for FY2024 is 0.0065 Singapore dollar per share.


Acknowledgement

As the saying goes, “it takes a village”, and at Goodland, we are truly grateful for the collective efforts and shared contributions of all those who have played a role in supporting the Group over the years. Our sincere gratitude to the Board of Directors for their invaluable stewardship and advice in leading the Group through another challenging year. To our customers, partners, and business associates, thank you for their steadfast support and trust. We would also like to express our deepest appreciation to our staff and management for their dedication and hard work, and to our shareholders for their continued patience and confidence in our Group.


Dr Alvin Tan
Chee Tiong

*Chief Executive Officer and
Group Managing Director*

January 2025



**We will continue to leverage on
our core expertise and exercise
caution in exploring development
and investment opportunities, both
locally and regionally**



Commercial



We will stay diversified in our investments, enhancing the Group's revenue streams.

Citrine Foodland @ 33 Kim Chuan
Kim Chuan Drive



Artist Impression

One Meyer
Meyer Place



Artist Impression

Coastline Residences
Amber Road



Artist Impression

Projects Completed

Ongoing Project

Piccadilly Serangoon
Serangoon Road



Artist Impression

Upcoming Projects

1

Cambridge Road

2

Jalan Tanjong

3

Opal Crescent

4

Starlight Road (1)

5

Starlight Road (2)

Leasing and Management



Goodland Group Building
Kim Chuan Lane



Goodland Building
Roberts Lane

Jalan Dr Lim Chwee Leong
Georgetown, Penang, Malaysia



Industrial



The Group integrates sustainable innovation in our design.

Board of Directors

Ben Tan Chee Beng

Executive Chairman

Mr Ben Tan is primarily responsible for overseeing the strategic direction and investment of the Group. Prior to joining the Group, Mr Tan worked as a civil engineer with the Housing and Development Board, Singapore.

In July 1994, he was appointed as a director of Goodland Development Pte Ltd, which commenced operations as a building and civil engineering company undertaking both private projects and public infrastructure works. Together with co-founder Dr Alvin Tan, they have expanded the company's business operations to include property development.

Mr Tan was appointed as the Director of Citrine Capital Pte Ltd, an investment holding company and a substantial shareholder of the Group, on 1 April 2020.

Mr Tan holds a Bachelor of Engineering (Civil) degree from the National University of Singapore.

Alvin Tan Chee Tiong

*Chief Executive Officer
and Group Managing Director*

Dr Alvin Tan is responsible for the overall management, performance as well as the formulation of corporate strategies for the group. Dr Tan possesses more than 30 years of industry experience in both the construction and property development businesses. In January 1993, he became a cofounder and a director of Goodland Development Pte Ltd, which started as a building and civil engineering firm undertaking both private and public work projects. Together with the other cofounder, Mr Ben Tan, he continued growing the business of the company to include property development in 1994.

Apart from his commitment to the Group, Dr Alvin Tan participates in community work. He serves as a grassroots leader in Sengkang East Citizens' Consultative Committee and Braddell Heights Community Club Management Committee. He was conferred the Public Service Medal (PBM) by the President of Singapore in the 2016 National Day Awards. He also serves as the Chairman of Meridian Primary School Advisory Committee (SAC).

Dr Tan holds a First Class (Honours) Degree in Construction Management and a Doctorate in Business Administration. He is a Licensed Builder registered with the Building and Construction Authority of Singapore.

Melanie Tan Bee Bee

Executive Director

With a background in accounting and prior experience as Financial Controller at Goodland Group, Ms Melanie Tan oversees the finances of the Group including strategic investments, acquisitions and finance. Ms Tan also oversees the Group's Human Resource and Administration, driving service innovation within the Group.

Charles Chong You Fook
Lead Independent Director

Mr Chong was engaged as a Consultant at SIA Engineering Company from August 2015 to June 2018. Prior to that, he served as the Vice President, Quality and Safety at SIA Engineering Company from July 2004 to July 2015. Over the years, he advised several companies in his capacity as board member, including International Engine Component Overhaul Pte Ltd from April 2006 to October 2016, Messier Services Asia Pte Ltd from January 2010 to May 2016 and Pan Asia Pacific Aviation Services Ltd from February 2012 to June 2016. Mr Chong studied aircraft engineering at Sydney Technical College in Australia on a Qantas Airways Scholarship. He is a qualified aircraft maintenance engineer and served overseas postings with SIA in Dubai, Bahrain, Seattle and Toulouse.

Mr Chong served seven terms as a Member of Parliament from 1988 until 2020. He was the Deputy Speaker of Parliament from 2011 to 2020.

Dr Wu Chiaw Ching
Independent Director

Dr Wu Chiaw Ching is the Partner of Wu Ching & Company.

Dr Wu is a fellow member of the Institute of Singapore Chartered Accountants, the Association of Chartered Certified Accountants, United Kingdom, and CPA Australia. In addition, Dr Wu is a member of the Singapore Institute of Directors.

Board of Directors

Raymond Lye Hoong Yip

Independent Director

Mr Raymond Lye holds a Bachelor of Laws (Hons) from the National University of Singapore (Rodyk and Davidson scholar) and has been in legal practice since 1990. In January 2014, he founded Union Law LLP and become its Managing Partner. He was an Executive Director of CitiLegal LLC from April 2010 to December 2013. Prior to that, Mr Lye served as a Magistrate and Deputy Registrar of the State Courts before going into private practice. His areas of expertise are civil and criminal litigation, commercial work, business disputes including shareholder/director/partner/employment law, building and construction law, family law and intellectual property rights.

Mr Lye is currently serving as Independent Director of mainboard listed Serial System Ltd as well as Wee Hur Holdings Ltd, and has served as an Independent Director of the SK Jewellery Group Limited as well as 800 Super Holdings Ltd, companies previously listed on the SGX-Catalist.

He is also active in community and public service. Mr Lye is currently the Deputy President of the Strata Titles Board as well as a member of the Broadcast, Publication and Arts Appeal Committee (MDDI), Medifund Committee (MOH) and school boards (MOE). He is the Honorary Chairman of the Sengkang East Citizens Consultative Committee. He was also conferred the Public Service Medal (PBM) and the Public Service Star (BBM) by the President of Singapore in the 1998 and 2008 National Day Awards, the Grand Award for Community Service in 2017 and 2022, the Dedicated Service Award (MND) in 2017 and 2023 as well as the Meritorious Service Medal by the People's Action Party in 2022.

Danny Yeo Eng Ching

Independent Director

Mr Yeo entered the Real Estate Industry in 1980. At the Housing and Development Board of Singapore, he was appointed as an Estate Officer. He then went on to join Richard Ellis (now CBRE) as a Real Estate Executive. In 1985, Mr Yeo ventured out to set up his own Real Estate Services firm. In 1990, he joined Knight Frank to head their Capital Market Team. He led several other business units through his years in Knight Frank Singapore. In 2009, he was appointed Group Managing Director of Knight Frank Pte Ltd, before assuming the role of Executive Chairman in 2017 till today.

He graduated with a degree in Estate Management from the University of Singapore and obtained a Master of Science in Property and Maintenance Management from the National University of Singapore.

Besides being a real-estate veteran and a well-respected industry leader, Mr Yeo has been actively giving his time to non-profit organization for over 30 years.

Key Management

Kenneth Hor Swee Liang

Chief Financial Officer and Company Secretary

Mr Kenneth Hor has more than 25 years of experience in the financial and accounting profession. Prior to joining the Goodland Group in 2012, Mr Hor worked at an international public accounting firm; at both local as well as foreign financial institutions in Singapore and Hong Kong; at a leading aviation communications, engineering and systems integration US multinational company covering the Asia-Pacific region, including China, India, Korea, Japan, Southeast Asia and Australia; and at a public listed manufacturing company in Singapore with Indonesian operations.

Mr Hor holds a Bachelor of Accountancy degree from the Nanyang Technological University and is a Fellow Chartered Accountant of Singapore.

Mindy Tan

Director (Property)

With more than 25 years of real estate experience, Ms Mindy Tan has been successful in conceptualising the design, sales and marketing, leasing and managing of the Group's portfolio of properties.

Ms Tan is a registered appraiser in Lands and Buildings, licensed by the Inland Revenue Authority of Singapore and a Certified Property and Facility Manager registered with Association of Property & Facility Managers. She holds a Bachelor of Science (Honours) in Estate Management from the University of Reading, United Kingdom and is also a Member of Singapore Institute of Surveyors and Valuers (SISV) and a Member of Association of Property & Facility Managers (APFM).

Corporate Information

Board of Directors

Ben Tan Chee Beng
Executive Chairman

Dr Alvin Tan Chee Tiong
*Chief Executive Officer
and Group Managing Director*

Melanie Tan Bee Bee
Executive Director

Charles Chong You Fook
Lead Independent Director

Dr Wu Chiaw Ching
Independent Director

Raymond Lye Hoong Yip
Independent Director

Danny Yeo Eng Ching
Independent Director

Audit Committee

Dr Wu Chiaw Ching (*Chairman*)

Charles Chong You Fook

Raymond Lye Hoong Yip

Danny Yeo Eng Ching

Nominating Committee

Charles Chong You Fook (*Chairman*)

Raymond Lye Hoong Yip

Dr Wu Chiaw Ching

Danny Yeo Eng Ching

Alvin Tan Chee Tiong

Remuneration Committee

Raymond Lye Hoong Yip (*Chairman*)

Charles Chong You Fook

Dr Wu Chiaw Ching

Danny Yeo Eng Ching

Company Secretaries

Kenneth Hor Swee Liang
FCA

Seow Han Chiang Winston

Registered Office

3 Kim Chuan Lane
#07-01 Goodland Group Building
Singapore 537069
Tel: +65 6289 0003
Fax: +65 6289 3818
www.goodlandgroup.com.sg

Share Registrar

B.A.C.S. Private Limited
77 Robinson Road
#06-03 Robinson 77
Singapore 068896

Corporate Secretarial Agent

BR Corporate Services Pte Ltd
9 Raffles Place
#08-03 Republic Plaza
Singapore 048619

Auditors

Foo Kon Tan LLP
Public Accountants and Chartered Accountants
1 Raffles Place
#04-61 One Raffles Place Tower 2
Singapore 048616

Partner-in-charge
Ong Soo Ann
(with effect from the financial year ended
30 September 2022)

FINANCIAL CONTENTS

20 Corporate
Governance Report

37 Sustainability
Overview

39 Directors' Statement

43 Independent
Auditors' Report

47 Statements of
Financial Position

48 Consolidated
Statement of
Comprehensive
Income

49 Consolidated Statements
of Changes in Equity

51 Consolidated Statement
of Cash Flows

53 Notes to The
Financial Statements

137 Statistics of
Shareholdings

139 Notice of Annual
General Meeting

146 Disclosure of
Information on
Directors Seeking
Re-Election

Proxy Form

Corporate Governance Report

The Board of Directors (the “**Board**”) of Goodland Group Limited (the “**Company**” and together with its subsidiaries, the “**Group**”) and the management (the “**Management**”) of the Company are committed to upholding high standards of corporate governance, to promote corporate transparency and to protect and enhance shareholders’ interests, and is guided by the principles and guidelines of the Singapore Code of Corporate Governance 2018 (the “**Code**”) issued by the Singapore Council on Corporate Disclosure and Governance.

This corporate governance report (the “**Report**”) outlines the Group’s corporate governance practices and activities that are in place during the financial year ended 30 September 2024 (“**FY2024**”), with specific references made to the principles and guidelines of the Code.

The Board confirms that, for FY2024, the Company has generally adhered to the principles and guidelines set out in the Code, except where otherwise stated. Where there have been deviations from the Code, the Company has sought to provide an appropriate explanation for each deviation in this Report.

BOARD MATTERS

The Board’s Conduct of Affairs

Principle 1: The Company is headed by an effective Board which is collectively responsible and works with Management for the long-term success of the Company.

The Board oversees the business affairs of the Group, works with Management and is accountable to shareholders for the long-term performance and financial soundness of the Group.

In this regard, the Board provides oversight, strategic direction and entrepreneurial leadership. It reviews the Group’s financial performance, establishes the corporate strategies, sets overall business direction and goals and monitors the performance of these goals to enhance shareholders’ value. The Board also has separate and independent access to the Company’s senior management and reviews the performance of the Management. In addition, the principal functions of the Board also include, inter alia, the following:

- identifying the key stakeholder groups and recognising that their perceptions affect the Group’s reputation;
- setting the Group’s values and standards (including ethical standards) and ensuring that obligations to shareholder and other stakeholders are understood and met; and
- considering sustainability issues relating to the environment and social factors as part of the strategic formulation of the Group.

The fiduciary responsibilities of the Board include:

- to conduct itself with proper due diligence and care;
- to act in good faith;
- to comply with applicable laws; and
- to act in the best interests of the Company and its shareholders at all times.

The Board is also responsible for the overall corporate governance of the Group. The Board has formed three committees, namely: (i) the Audit Committee (“**AC**”), (ii) the Remuneration Committee (the “**RC**”) and (iii) the Nominating Committee (the “**NC**”) (collectively, the “**Board Committees**”), to assist in the execution of its responsibility. The Board delegates specific responsibilities to the Board Committees. The Board Committees function within clearly defined terms of references (“**TORs**”) and operating procedures, which are reviewed on a regular basis. The TORs are reviewed on a regular basis, along with the Board Committee structures and memberships, to ensure their continued relevance.

Corporate Governance Report

Please refer to the relevant sections in this Corporate Governance Report, for further information on the activities of the AC, RC and NC.

Every director is expected, in the course of carrying out his duties, to act in good faith to provide insights and objectively take decisions in the interest of the Company. Any director facing a conflict of interests will recuse himself from discussions and decisions involving the issue of conflict.

The Board will meet at least twice every year to coincide with the announcement of the Group's half year and full year financial results, with optional meetings scheduled as and when necessary. In between Board meetings, other important matters will be tabled for the Board's approval by way of circulating resolutions in writing. Board approval is specifically required for the below matters:

- the appointment of CEO, Directors, appointments on board committees and Board succession;
- the appointment of key Management personnel and succession planning as an on-going process;
- approving broad policies, strategies and objectives.
- approving annual budgets, major funding proposals, investments and divestment proposals, material acquisition and disposal of assets, corporate or financial restructuring and any investment expenditures
- the adequacy of internal controls, risk management, financial reporting and compliance;
- the assessment of Management performance;
- the assumption of corporate governance responsibilities;
- matters involving a conflict of interest for a substantial shareholder or a Director;
- share issuances, interim and final dividends and other returns to shareholders; and
- matters which require the Board's approval relating to interested persons transactions.

The Company's Constitution allows the Board meetings to be conducted in the form of telephone conferencing or other methods of simultaneous communication by electronic or telegraphic means without a member being in the physical presence of another member or members.

During FY2024, the number of Board and Board Committee meetings held and the attendance of each Board member were as follows:-

Name of Director	Board		Audit Committee		Nominating Committee		Remuneration Committee	
	No. of Meetings Held	No. of Meetings Attended	No. of Meetings Held	No. of Meetings Attended	No. of Meetings Held	No. of Meetings Attended	No. of Meetings Held	No. of Meetings Attended
Ben Tan Chee Beng	4	4	NA	NA	NA	NA	NA	NA
Dr Alvin Tan Chee Tiong	4	4	NA	NA	1	1	NA	NA
Melanie Tan Bee Bee	4	4	NA	NA	NA	NA	NA	NA
Charles Chong You Fook	4	4	4	4	1	1	1	1
Dr Wu Chiaw Ching	4	4	4	4	1	1	1	1
Raymond Lye Hoong Yip	4	4	4	4	1	1	1	1
Danny Yeo Eng Ching	4	4	4	4	1	1	1	1

Corporate Governance Report

All Board members are provided with regular updates on the changes in the relevant laws and regulations and financial reporting standards to enable them to make well-informed decisions and to ensure they are competent in carrying out their expected roles and responsibilities. In addition, members of the Board are encouraged to attend relevant courses and seminars so as to keep themselves updated on developments and changes in financial and regulatory requirements, and the business environment and outlook.

Newly appointed Directors will be provided a formal letter setting out their duties and obligations and given an orientation program with materials provided to familiarise themselves with the profile of the Group and the Management, business and organisational structure of the Group, and strategic plans and mission of the Company.

In addition, the newly-appointed Directors will undergo relevant training to enhance their skills and knowledge, particularly on new laws, regulations and changing risks affecting the Group's operations including disclosure of interests in securities, disclosure of conflicts of interest in transactions involving the Company, restriction on dealings in the Company's securities and disclosure of price-sensitive and trade-sensitive information. First-time Directors will be required to attend training in areas such as accounting, legal and industry-specific knowledge as appropriate.

Directors are provided with opportunities to develop and maintain their skills and knowledge at the Company's expense. Directors can also request for further information on any aspect of the Group's operations or business from Management.

In addition, the Board of Directors have attended the sustainability training course organized by SID.

On an on-going basis, Management provides the Board with complete, adequate and timely information and Board papers prior to Board meetings. Requests for information from the Board are dealt with promptly by the Management. The Management is also involved in preparing the Board papers and can provide additional insight into the matters to be discussed. As such, the Management is invited to attend the Board meetings at the request of the Board.

The Board also receives regular updates on the Group's performance and business activities. Where a decision has to be made, the necessary information is provided to the Directors to enable them to make informed decisions.

The Board has separate and independent access to senior management and the Company Secretary at all times. The Company Secretary or authorised designate is present at all Board meetings to ensure that Board's procedures are followed and the relevant rules and regulations are complied with. The Management deals with requests for information from the Board promptly and consults the Board members regularly whenever necessary and appropriate. The appointment and removal of the Company Secretary is a decision of the Board as a whole.

Should the Directors, whether individually or as a group, require independent advice on specific issues, they may engage independent professionals at the Company's expense to enable them to discharge their duties with adequate knowledge on the matters being deliberated.

Board Composition and Guidance

Principle 2: The Board has an appropriate level of independence and diversity of thought and background in its composition to enable it to make decisions in the best interests of the Company.

Currently, the Board comprises seven Directors, of whom four are independent Directors. The independent Directors, namely Mr. Charles Chong You Fook, Dr. Wu Chiaw Ching, Mr. Raymond Lye Hoong Yip and Mr. Danny Yeo Eng Ching have confirmed that they do not have any relationship with the Company, its related companies or its officers that could interfere, or be reasonably perceived to interfere, with the exercise of the directors' independent judgment of the Group's affairs with a view to the best interest of the Company. The independence of the independent Directors will be reviewed annually by the NC based on the guidelines set forth in the Code. The NC has reviewed and determined that the said Directors are independent.

Corporate Governance Report

The Board comprises the following members:

Ben Tan Chee Beng	Executive Chairman
Dr. Alvin Tan Chee Tiong	Chief Executive Officer and Group Managing Director
Melanie Tan Bee Bee	Executive Director
Charles Chong You Fook	Lead Independent Director
Dr. Wu Chiaw Ching	Independent Director
Raymond Lye Hoong Yip	Independent Director
Danny Yeo Eng Ching	Independent Director

In FY2024, 4 out of 7 Directors were considered independent, based on the criteria for independence under the Listing Manual and the Code and the Independent Directors make up a majority of the Board.

The Board members possess core competencies such as financial, accounting, legal, management experiences and industry knowledge. The current composition enables the Management to benefit from a diverse and objective external perspective on issues raised before the Board. The Board considers that its Directors possess the necessary competencies to lead and govern the Company effectively.

The Board is of the opinion that, given the scope and nature of the Group's operations, the present size of the Board is appropriate in facilitating effective decision making.

The NC is of the view that the present Board comprises persons who as a group provide capabilities required for the Board to be effective. Key information regarding the Directors is set out on pages 14 to 16 of the Annual Report.

Non-executive Directors review the performance of Management in meeting agreed goals and objectives. They bring independent judgment to Management's proposals or decisions on business activities and transactions involving conflicts of interest and other complexities.

The Board reviewed independence of Directors annually based on Rule 210(5)(d) of the Listing Manual which sets out the specific circumstances in which a director should be deemed non-independent. These circumstances include:

- (a) a director who is being employed by the Company or any of its related corporations for the current or any of the past three financial years;
- (b) a director who has an immediate family member who is, or has been in any of the past three financial years, employed by the Company or any of its related corporations and whose remuneration is determined by the RC; or
- (c) if he has been a director for an aggregate period of more than nine years (whether before or after listing) which such director may continue to be considered independent until the conclusion of the next annual general meeting for the financial year ending 31 December 2023 (effective 11 January 2023).

The NC also reviewed the declaration of independence of each director and was satisfied that all Independent Directors were considered independent for the purpose of Provision 2.1 of the 2018 Code and Rule 210(5)(d) of the Listing Manual. The Independent Directors do not have any relationship with the Company, related corporations, its substantial shareholders or officers. The Independent Directors are not employees of any company within the Group and they bring diverse experience to the Company's decision-making process. Apart from receiving Director's fees, they do not have any other material pecuniary relationship or transactions with companies within the Group or the management, which in the judgement of the Board may affect their independence of judgement.

Corporate Governance Report

The NC and the Board have determined that Dr Wu Chiaw Ching, Mr. Raymond Lye Hoong Yip, Mr. Charles Chong You Fook and Mr. Danny Yeo Eng Ching remained objective and independent-minded in Board deliberations during FY2024. Their vast experience enabled them to provide the Board and the various Board Committees on which he serves, with pertinent experience and competence to facilitate sound decision-making and that their length of service do not in any way interfere with his exercise of independent judgement nor hinder his ability to act in the best interest of the Company. More importantly, the Board trusts that they are able to continue to discharge their duties independently with integrity and competency. The Board is of the view that all Independent Directors remain independent in the exercise of their judgement on Board matters.

Board renewal is carried out progressively with the addition of carefully selected new members. The Board, with guidance of the NC is proposing the appointment of a new Director at the forthcoming Annual General Meeting (“AGM”). The Board is still actively engaged in a search for highly qualified and experienced individuals to serve as independent director and Chairman of the Audit Committee.

As part of the Board renewal process and to comply with Rule 210(5)(d)(iv) of the Listing Manual of the SGX-ST, both Dr. Wu and Mr. Lye had indicated to the Board that they will retire as independent directors at the conclusion of the forthcoming AGM to be held on 22 January 2025.

Led by the Lead Independent Director, the independent and non-executive Directors meet regularly without the presence of Management, and the Lead Independent Director provides feedback to the Board and Executive Chairman after such meetings.

The Company has in place a board diversity policy that sets out the approach for the Board to set its objectives for achieving diversity in terms of age, gender, skills, experience and other relevant aspects of diversity that support the Board in the pursuit of its strategic and business objectives, and its sustainable development. The policy seeks to promote the inclusion of different perspectives, ideas and insights to ensure the Company can benefit from all available sources of talent. The Company has a female director on the Board since it was listed on the SGX-ST in 2009 and aims to maintain or further improve gender diversity as and when the opportunity arises.

In determining the optimum composition and size of the Board and each Board committee, the Board Diversity Policy provides for the NC to consider a combination of factors such as skills, knowledge, professional experience, educational background, gender, age, and length of service. The skills, knowledge and experience to be considered include finance, accounting, business acumen, management experience, technology expertise, familiarity with regulatory requirements and knowledge of risk management, audit and internal controls. A skills matrix is used to help identify the gaps. The skills matrix classifies the skills, knowledge and professional experience of existing Directors into several broad categories such as industry knowledge; financial markets; regulation, compliance and/or government relations; leadership; cybersecurity and technology; environmental, social and governance (ESG), and also where such skills, knowledge and professional experience were acquired or utilised geographically.

Chairman and Chief Executive Officer

Principle 3: There is a clear division of responsibilities between the leadership of the Board and Management, and no one individual has unfettered powers of decision-making.

The roles of the Chairman of the Board and CEO are separate to ensure a clear division of responsibilities and an appropriate balance of power, increased accountability, and greater capacity of the Board for independent decision-making.

The chairman of the Board (“**Executive Chairman**”) and the chief executive officer (“**CEO**”) of the Company are separate persons. Mr. Ben Tan Chee Beng is the Executive Chairman and Dr. Alvin Tan Chee Tiong, brother of Mr. Ben Tan Chee Beng, is the CEO.

Corporate Governance Report

The Executive Chairman is responsible for:

- leading Board discussions and deliberation;
- ensuring Board meetings are held when necessary;
- setting meeting agendas;
- ensuring that directors receive complete, and timely information;
- ensuring effective communication with shareholders; and
- promoting high standards of corporate governance and ensuring compliance with the Group's guidelines on corporate governance.

The CEO is responsible for:

- the day-to-day management of the business;
- setting business directions and ensuring operating efficiency of the Group;
- overseeing the execution of the Group's corporate and business strategy set out by the Board; and
- ensuring that the Directors are kept updated and informed of the Group's business.

Although the Executive Chairman and the CEO are siblings, the Board is of the view that the process of decision making by the Board is independent and is based on collective decisions without any individual or group of individuals exercising any considerable concentration of power or influence. With the establishment of the various Board Committees which are chaired by Independent Directors, the Board is of the view that there are adequate accountability safeguards to ensure an appropriate balance of power and authority for good corporate governance.

For good corporate governance, the Board has appointed Mr. Charles Chong You Fook as the Lead Independent Director of the Company to address the concerns of the shareholders and employees in the event the normal interactions with the Executive Chairman and the CEO or the Chief Financial Officer ("CFO") of the Company could not satisfactorily resolve their concerns or where such channel of communications is considered inappropriate.

BOARD COMMITTEES

Nominating Committee

Board membership

Principle 4: The Board has a formal and transparent process for the appointment and re-appointment of directors, taking into account the need for progressive renewal of the Board.

The NC comprises Mr. Charles Chong You Fook, Dr. Wu Chiaw Ching, Mr. Raymond Lye Hoong Yip, Mr. Danny Yeo Eng Ching and Dr. Alvin Tan Chee Tiong where the majority, including the chairman of the NC, is independent. The chairman of the NC is Mr. Charles Chong You Fook, the Lead Independent Director.

The NC is responsible for:

- making recommendation to the Board on the appointment of new directors with the appropriate profile having regards to their expertise, experiences, industry background, track record and competencies;

Corporate Governance Report

- reviewing the Board structure, size and composition and making recommendation to the Board;
- re-nomination and re-election of the Directors having regard to the Director's contribution and performance;
- determining on an annual basis whether or not a Director is independent;
- conducting annual assessment of the effectiveness of the Board and individual director;
- reviewing the succession plans for directors, in particular the appointment and/or replacement of the Chairman, the CEO and the key personnel; and
- deciding whether or not a Director is able to and has been adequately carrying out his duties as a Director.

The NC decides on how the Board's performance is to be evaluated and proposes objective performance criteria, subject to the approval of the Board, which address how the Board has enhanced long-term shareholders' value.

The NC establishes the process for assessing the effectiveness of the Board and for assessing the contribution by each individual Director to the effectiveness of the Board. Each member of the NC shall abstain from voting on any resolutions and making any recommendations or participating in any deliberations in respect of the assessment of his performance or re-nomination as Director.

Where a vacancy arises under any circumstances, or where it is considered that the Board would benefit from the services of a new Director with particular skills, the NC in consultation with the Board, determines the selection criteria and selects candidates with appropriate expertise and experience. The search and nomination process for new Directors, if any, will be through contacts and recommendations that go through the normal selection process for the right candidate. Upon the review and recommendations of the NC to the Board, the new Directors will be appointed by way of a board resolution.

All Directors are subject to re-nomination and re-election at regular intervals of at least once every three years. Regulation 98 of the Company's Constitution requires one third (or the number nearest to a third) of the Directors to retire from office and to submit themselves for re-election at each annual general meeting ("**AGM**") of the Company. However, a retiring Director is eligible for re-election at the meeting at which he retires.

The NC recommended to the Board that the following Directors be nominated for re-election at the forthcoming AGM:

Mr. Tan Chee Beng
Ms. Tan Bee Bee
Mr. Chong You Fook

In making the recommendation, the NC had considered the said Directors' overall contributions and performance.

There is no alternate Director appointed on the Board.

The Board believes that each individual director is best placed to determine and ensure that he is able to devote sufficient time and attention to discharge his duties and responsibilities as directors of the Company, bearing in mind his other commitments. In considering, the nomination of directors for re-election and re-appointment, the NC will take into account, amongst others, the competing time commitments faced by the directors with multiple board memberships.

When a Director has multiple board representations, the NC also considers whether or not the Director is able to and has adequately carried out his/her duties as a Director of the Company. The NC noted that Board and Board Committee meetings are scheduled in advance to facilitate the Directors' scheduling of their commitments. There was full attendance at the Board and Board Committee meetings during FY2024.

Corporate Governance Report

Given the above, the NC is of the view that such multiple board representations do not hinder them from carrying out their duties as Directors. Instead, the NC considers these Directors would widen the expertise and experience of the Board and give it a broader perspective. As such, the NC does not presently consider it necessary to determine the maximum number of listed company board representations which any of the Directors may hold, and is satisfied that sufficient time and attention are being given by the Directors to the affairs of the Company.

The NC meets at least once a year. Meetings of the NC can also be in the form of telephone conferencing or other methods of simultaneous communication by electronic or telegraphic means without a member being in the physical presence of another member or members and participation in a meeting.

Board performance

Principle 5: The Board undertakes a formal annual assessment of its effectiveness as a whole, and that of each of its board committees and individual directors.

The NC evaluates the performance of the Board, the Board committees and individual Directors based on performance criteria set by the Board.

The criteria for assessing the Board's and individual Director's performance include Board composition and size, board processes, accountability, standard of conduct and performance of its principle functions and fiduciary duties, and guidance to and communication with the Management. The level of contribution to Board meetings and other deliberations are also considered.

The NC is responsible for assessing the effectiveness of the Board as a whole and for assessing the contribution of each individual Director. The NC proposes objective performance criteria which are approved by the Board. The performance criteria include comparison with industry peers, how the Board has enhanced long-term shareholders' value and the Company's share price performance vis-à-vis the Singapore Straits Times Index or a benchmark index of its industry peers. Other performance criteria may include return on equity. These performance criteria will not be changed from year to year and where circumstances deem it necessary for any of the criteria to be changed, the onus will be on the Board to justify such changes.

Review of the Board's performance is undertaken collectively and individually by the Board annually. The evaluation exercise is carried out annually by way of performance evaluation checklists which are circulated to the Board members for completion and thereafter, for the NC to review and determine the actions required to improve the corporate governance of the Company and effectiveness of the Board and Board Committees as a whole.

The evaluation of individual directors aims to assess whether each director continues to contribute effectively and demonstrate commitment to the role (including commitment of time for Board and Board Committee meetings, and any other duties). The Executive Chairman will act on the results of the performance evaluation, and where appropriate, propose new members be appointed to the Board or seek the resignation of directors, in consultation with the NC.

The NC has assessed the current Board's performance to-date and is of the view that the performance of the Board as a whole was satisfactory. Although some of the Board members have multiple board representations, the NC is satisfied that sufficient time and attention have been given by the Directors to the Group.

No external facilitator was engaged for the evaluation process in FY2024.

Remuneration Committee

Procedures For Developing Remuneration Policies

Principle 6: The Board has a formal and transparent procedure for developing policies on director and executive remuneration, and for fixing the remuneration packages of individual directors and key management personnel. No director is involved in deciding his or her own remuneration.

Corporate Governance Report

The RC comprises Mr. Raymond Lye Hoong Yip, Mr. Charles Chong You Fook, Dr. Wu Chiaw Ching and Mr. Danny Yeo Eng Ching. All members of the RC are independent and non-executive. The Chairman of the RC is Mr. Raymond Lye Hoong Yip, an independent Director. Mr. Charles Chong You Fook is the Lead Independent Director.

The RC is responsible for:

- reviewing and recommending to the Board a framework of remuneration for the Board and Senior Management;
- considering the various disclosure requirements for directors' remuneration; and
- reviewing and recommending to the Board for approval by shareholders, the remuneration of non-executive directors.

The RC reviews the Company's obligations arising in the event of termination of an executive Director's and key management personnel's service contracts, to ensure that such contracts contain fair and reasonable termination clauses that are not overly generous. The RC also aims to be fair and avoid rewarding poor performance.

The RC recommends to the Board a framework of remuneration for the Directors and executive officers, and determines specific remuneration packages for the Executive Chairman and each Executive Director. The RC submits its recommendations to the Board for endorsement. All aspects of remuneration, including but not limited to directors' fees, salaries, allowances, bonuses, options and benefits-in-kind are covered by the RC. Each member of the RC shall abstain from voting on any resolutions and making recommendations or participating in any deliberations in respect of his remuneration package.

During FY2024, the RC did not require the service of an external remuneration consultant.

Level and mix of remuneration

Principle 7: The level and structure of remuneration of the Board and key management personnel are appropriate and proportionate to the sustained performance and value creation of the Company, taking into account the strategic objectives of the Company.

The RC performs an annual review and ensures that the remuneration packages are comparable within the industry and with similar companies and will also take into consideration the Group's relative performance and the contributions and responsibilities of the individual Directors.

The Company's Executive Directors do not receive directors' fees. Instead, the Executive Directors are paid a basic salary and a variable component which is the performance-related bonus, based on the performance of the Group as a whole and their individual performance. There are no clawback clauses for malfeasance as the RC is of the view that it is not advisable to prescribe the circumstances where such clauses may be activated. Rather, the RC is of the view that the Executive Directors owe wide fiduciary and other common law duties to the Company. The Company should be able to avail itself to remedies against the Executive Directors in the event of such breach of such duties

The non-executive Director and Independent Directors are compensated based on fixed directors' fees taking into consideration their contributions, responsibilities and time spent, and they are not over-compensated to the extent where their independence may be compromised. Their fees are recommended by the RC and endorsed by the Board for approval by the shareholders of the Company at the AGM and paid after the necessary approval has been obtained. The Company does not have any share-based compensation schemes or any long-term scheme involving the offer of shares in place to encourage the non-executive Director and Independent Directors to hold shares in the Company.

Corporate Governance Report

On 24 September 2009, the Company entered into separate service agreements with Mr. Ben Tan Chee Beng, Dr. Alvin Tan Chee Tiong and Ms. Melanie Tan Bee Bee in relation to their appointment as Executive Chairman, CEO and Executive Director respectively. The service agreements were valid for an initial period of three years from the date the Company was admitted to the Official List of Catalist, being 8 October 2009, and thereafter shall be renewed annually on such terms and conditions as may be mutually agreed between the parties.

While the Company does not have any share-based compensation scheme or any long-term scheme involving the offer of shares or options in place, the RC recognises that long-term incentive schemes are generally encouraged for Executive Directors and key management personnel, and will evaluate the costs and benefits of long-term incentive schemes and consider implementing such schemes in future.

Disclosure on Remuneration

Principle 8: The Company is transparent on its remuneration policies, level and mix of remuneration, the procedure for setting remuneration, and the relationships between remuneration, performance and value creation.

The details of the remuneration packages of the Directors, the CEO and top five key management personnel for FY2024 are as follows:

Remuneration of Directors and CEO

	Salary	Variable or Performance-related Income/Bonus	Fees	Other Benefits	Total
Remuneration Bands	%	%	%	%	%
\$500,000 to below S\$750,000					
Ben Tan Chee Beng	93	7	-	-	100
Dr. Alvin Tan Chee Tiong	93	7	-	-	100
\$250,000 to below \$500,000					
Melanie Tan Bee Bee	92	8	-	-	100
Below S\$250,000					
Charles Chong You Fook	-	-	100	-	100
Dr. Wu Chiaw Ching	-	-	100	-	100
Raymond Lye Hoong Yip	-	-	100	-	100
Danny Yeo Eng Ching	-	-	100	-	100

Remuneration of top three key management personnel

The top three key management personnel of the Group (excluding CEO in the above table) in each remuneration band are:

	Salary	Variable or Performance-related Income/Bonus	Fees	Other Benefits	Total
Remuneration Bands	%	%	%	%	%
Below S\$250,000					
Koh Chin Kim	86	14	-	-	100
Mindy Tan Bee Leng	66	34	-	-	100
Kenneth Hor Swee Liang	83	17	-	-	100

In the above table, Mdm. Koh Chin Kim is the mother, and Ms. Mindy Tan Bee Leng is the sister, of the Executive Directors, Mr. Ben Tan Chee Beng, Dr. Alvin Tan Chee Tiong and Ms. Melanie Tan Bee Bee.

Corporate Governance Report

As of FY2024, our company has three key members in its management team, who are responsible for overseeing and executing our strategic objectives. The aggregate remuneration paid to the key management personnel of the Group in FY2024 amounted to \$0.6 million.

In view of the confidentiality and commercial sensitivity attached to remuneration matters, as well as the competitive environment and the nature of the industry which may adversely affect the Group's ability to retain talent, the Board is of the view that full disclosure of the actual remuneration of each Director, the CEO and top five key management personnel pursuant to Provision 8.1 of the Code would not be in the interests of the Company, and can be exploited by competitors. The Board is also of the view that a disclosure of the aggregate total remuneration paid to the top five key management personnel (who are not Directors or the CEO) would not be in the interests of the Company, for the same reasons. The remuneration of its Directors, the CEO and its top five key management personnel (who are not Directors or the CEO) of the Company are disclosed in bands of S\$250,000. The Board believes that the disclosure of remuneration in bands of \$250,000 fulfils the intent of Principal 8 of the Code, with the commercial interests of the Group in mind.

Save for the above-mentioned, none of the employees who are immediate family members of a Director or the CEO received remuneration exceeding S\$100,000 during FY2024.

While the Company currently does not have any employee share option scheme, the RC recognises the benefits of long-term incentive schemes and will evaluate the costs of such schemes and consider implementing such schemes in future.

Remuneration of the Executive Directors and key management personnel commensurate with their performance and that of the Company, giving due regard to the financial and commercial health and business needs of the Group. In structuring the compensation framework, the RC also takes into account the risk policies of the Group, the need for the compensation to be symmetric with the risk outcomes and the time horizon of risks.

ACCOUNTABILITY AND AUDIT

Risk Management and Internal Controls

Principle 9: The Board is responsible for the governance of risk and ensures that Management maintains a sound system of risk management and internal controls, to safeguard the interests of the Company and its shareholders.

The Board is responsible for overseeing risk management in the Group, amongst other matters. The AC will ensure that a review of the effectiveness of the Group's material internal controls, including financial, operational, compliance controls and risk management is conducted annually. The AC will review the audit plans, and the findings of the auditors and will ensure that the Group follows up on auditors' recommendations raised, if any, during the audit process. In its review of the external auditors' examination and evaluation of the system of internal controls to the extent as reviewed by them to form an opinion on the financial statements, no significant weakness in the system has come to the attention of the AC to cause to believe that the system of internal controls is inadequate.

The Company believes that the system of internal controls and risk management maintained by the Management and that was in place throughout FY2024 and up to the date of this Report provides reasonable, but not absolute assurance against material financial misstatements or loss, and includes the safeguarding of assets, the maintenance of proper accounting records, the reliability of financial information, compliance with relevant legislation, regulations and best practices, and the identification and containment of business risk.

The Board reviews, at least annually, the overall adequacy and effectiveness of the Group's risk management and internal control systems, including financial, operational, compliance and information technology controls, with the assistance of the Management and the internal and external auditors. The Board will evaluate the need for establishment of separate board risk committee to specifically address this, if appropriate.

Corporate Governance Report

For FY2024, the Board has received assurance from:

- the CEO and the CFO that the financial records of the Group have been properly maintained and the financial statements give a true and fair view of the Group's operations and finances; and
- the CEO and other key management personnel who are responsible, regarding the adequacy and effectiveness of the Group's risk management and internal control systems to address financial, operational, compliance and information technology risk which the Group considers relevant and material to its operations.

Board opinion on internal controls and risk management systems

Based on the internal controls established and maintained by the Group, work performed by the internal and external auditors, and reviews performed by the Management, various Board Committees and the Board, the Board, in concurrence with the AC, is of the opinion that the Group's internal controls addressing financial, operational, compliance and information technology risks, and risk management systems were adequate and effective as at 30 September 2024. These controls are and will be continually assessed for improvement.

The Board acknowledges that it is responsible for the governance of risks and the overall internal control framework, but recognises that no cost effective internal control system will preclude all errors and irregularities, as the system is designed to manage rather than eliminate the risk of failure to achieve business objectives, and can provide only reasonable and not absolute assurance against the occurrence of material errors, poor judgment in decision-making, human errors, losses, fraud or other irregularities. The Board will, on a continuing basis, endeavour to further enhance and improve the Group's system of internal controls and risk management policies.

Risk Management and Processes

Pursuant to the SGX-ST Listing Manual Rule 1207(4)(b)(iv), the Group is continually reviewing and improving its business and operational activities to take into account the risk management perspective. This includes reviewing management and manpower resources and updating work flows, processes and procedures to meet the current and future market conditions. The Group has also considered the various financial risks and management, details of which can be found in the Annual Report.

Information relating to financial risk management, objective and policies is set out on pages 121 to 130 of the Annual Report.

Audit Committee

Principle 10: The Board has an Audit Committee ("AC") which discharges its duties objectively.

The AC comprises Dr. Wu Chiaw Ching, Mr. Charles Chong You Fook, Mr. Raymond Lye Hoong Yip and Mr. Danny Yeo Eng Ching. All members of the AC are independent and non-executive. The Chairman of the AC is Dr. Wu Chiaw Ching, an Independent Director. Mr. Charles Chong You Fook is the Lead Independent Director.

The AC members bring with them many years of managerial and professional experience in the areas of finance and business management to sufficiently discharge the AC's functions. The Board is satisfied that the members of the AC, collectively, have relevant accounting and related financial management expertise or experience and are appropriately qualified to discharge their responsibilities. The AC carried out its functions in accordance with the Companies Act 1967 of Singapore ("**Companies Act**") and its terms of reference.

None of the AC members were previous partners or directors of the Company's existing auditing firm or auditing corporation within a period of two years commencing on the date of their ceasing to be a partner of the auditing firm or director of the auditing corporation and none of the AC members hold any financial interest in the auditing firm or auditing corporation.

Corporate Governance Report

The AC assists the Board in discharging its responsibility to safeguard the Group's assets, maintain adequate accounting records, and develop and maintain effective systems of internal control, with the overall objective of ensuring that the Management creates and maintains an effective control environment in the Group. The AC provides a channel of communication between the Board, Management and external auditors on matters relating to audit.

The AC meets at least twice a year. In FY2024, the AC shall meet on a quarterly basis to discuss and review the following where applicable:

- Reviews with the external auditors, the audit plan, the evaluation of the system of internal accounting controls, the audit report, the assistance given by the company's officers to the external auditors and the scope and results of the internal audit procedures;
- Reviews with the internal auditors the internal audit plan, the evaluation of the adequacy of internal accounting controls and the internal audit report before submission of such report to the Board;
- Reviews effectiveness of the Company's and the Group's material internal controls, including financial, operational and compliance controls, information technology controls and risk management systems via reviews carried out by the internal auditors;
- Reviews the annual consolidated financial statements of the Group before submission to the Board for approval, focusing in particular on changes in accounting policies and practices, major risk areas, significant adjustments resulting from the audit, compliance with accounting standards and compliance with the Listing Manual and any other relevant statutory or regulatory requirements;
- Reviews the internal control procedures and ensures co-ordination between the external auditors and the Management, reviews the assistance given by the Management to the auditors, and discuss problems and concerns, if any, arising from the interim and final audits, and any matters which the auditors may wish to discuss (in the absence of the Management, where necessary);
- Reviews and discuss with the external and internal auditors any suspected fraud or irregularity, or suspected infringement of any relevant laws, rules or regulations, which has or is likely to have a material impact on the Group's operating results or financial position, and the Management's response;
- Considers the appointment or re-appointment of the external and internal auditors and matters relating to the resignation or dismissal of the auditors;
- Reviews the assurance from the CEO and the CFO on the financial records and financial statements;
- Reviews interested person transactions (if any) and potential conflicts of interest (if any) falling within the scope of Chapter 9 of the Listing Manual;
- Undertakes such other reviews and projects as may be requested by the Board, and report to the Board its findings from time to time on matters arising and requiring the attention of the AC;
- reviewing the policy and arrangements for concerns about possible improprieties in financial reporting or other matters to be safely raised, independently investigated and appropriately followed up on. The Company publicly discloses and clearly communicates to employees, the existence of a whistle-blowing policy and procedures for raising such concerns.
- Generally undertakes such other functions and duties as may be required by statute or the Listing Manual, or by such amendments as may be made thereto from time to time; and

Corporate Governance Report

- Reviews the Group's key financial risk areas, with a view to provide independent oversight on the Group's financial reporting, the outcome of such review to be disclosed in the annual reports or, where the findings are material, announced immediately via SGXNET.

In addition, all transactions with related parties shall comply with the requirements of the Listing Manual. The Directors shall abstain from voting in any contract or arrangement or proposed contract or proposed arrangement in which he has a personal material interest.

Apart from the duties listed above, the AC shall commission and review the findings of internal investigations into matters where there is any suspected fraud or irregularity, or failure of internal controls or infringement of any Singapore law, rule or regulation which has or is likely to have a material impact on the Group's operating results or financial position or both.

The AC also has the power to investigate any matter brought to its attention, within its terms of reference, with the power to obtain professional advice at the Company's expense.

The AC has full access to and co-operation of the Management, has full discretion to invite any Director or executive officer to attend the meetings and has been given reasonable resources to enable it to discharge its functions.

The AC meets with the external auditors and internal auditors, without the presence of the Management, at least once a year.

The Company has appointed a suitable auditing firm to meet its audit obligations, having regard to the adequacy of the resources and experience of the auditing firm and the audit engagement partner assigned to the audit. Foo Kon Tan LLP was appointed as the Company's external auditors on 26 October 2015. Mr. Ong Soo Ann is the audit engagement partner-in-charge of the audit of the Company from the reporting year ended 30 September 2022. The Company confirms that Rule 712 of the Listing Manual is complied with.

The AC is satisfied with the independence and objectivity of the external auditor and recommends to the Board the nomination of Foo Kon Tan LLP for re-appointment at the forthcoming AGM. The AC is also satisfied with the level of co-operation rendered by the Management to the external auditors and the adequacy of the scope and quality of their audits.

For FY2024, the amount of audit fees payable by the Group to the external auditors, Foo Kon Tan LLP would be approximately S\$130,000. There was non-audit service fee amounting to \$2,000.

The auditors of the Company's subsidiaries and associated companies are disclosed in notes 7 and 8 to the financial statements in the Annual Report. The Company confirms that Rules 712, 715 and 716 of the Listing Manual have been complied with.

The Group has put in place a whistleblowing policy where employees of the Group may, in confidence, raise concerns regarding possible corporate improprieties in matters of financial reporting and other matters. The policy establishes a confidential line of communication for the report of issues/concerns to any one of the AC members and/ or the Company Secretary and provides for the protection of those who raise a concern in good faith against harassment or victimization. The complainant's identity shall also be kept confidential to the extent reasonably practical within the limits of the law.

The AC is the custodian of the policy and responsible for the overall oversight and monitoring of the policy and its implementation. The policy sets out the procedures and processes by which the AC assesses and reviews (in consultation with the Board of Directors and/or Management where appropriate or necessary) the nature of the complaint, the appropriate independent investigation to be conducted, the outcome of such investigation and the followed-up action to be taken. There was no reported incident pertaining to the whistleblowing policy in FY2024.

Corporate Governance Report

The whistleblowing policy is communicated to all employees of the Group.

The AC takes measures to keep abreast of the changes to accounting standards and issues which have impact on financial statements with updates provided or training conducted by professionals or external consultants.

The Board, with concurrence of the AC, is satisfied with the adequacy of the Company's internal controls, including financial, operational and compliance controls, risk management system as at 30 September 2024.

The AC is aware of the need to establish a system of internal controls within the Group to safeguard the shareholders' interests and the Group's assets, and to manage risk. The size of the operations of the Group does not warrant the Group having an in-house internal audit function.

The internal audit function is outsourced to a professional consultancy firm, Crowe Horwath First Trust Risk Advisory Pte. Ltd. The AC decides on the timing of the commissioning of the internal audit function from time to time and ensures that adequate resources are directed to carry out those plans. The internal auditor has unfettered access to all of the Group's documents, records, properties and personnel, including access to the AC. During FY2024, the internal auditor had carried out its function according to the Standards for the Professional Practice of Internal Auditing set by The Institute of Internal Auditors.

The internal auditors have conducted an annual review in accordance with their audit plans, of the effectiveness of the Company's material internal controls, including financial, operational and compliance controls, and risk management. Any material non-compliance or failures in internal controls and recommendations for improvements are reported to the AC. The AC has also reviewed the effectiveness of actions taken by the Management on the recommendations made by the internal auditor in this respect. The AC is satisfied that the internal auditor is effective, adequately resourced and has the appropriate standing within the Group. The AC is also satisfied that the internal audit function is independent and staffed by suitably qualified and experienced professionals with the relevant experience.

SHAREHOLDERS RIGHTS AND ENGAGEMENT

Shareholder Rights and Conduct of General Meetings

Principle 11: The Company treats all shareholders fairly and equitably in order to enable them to exercise shareholders' rights and have the opportunity to communicate their views on matters affecting the Company. The Company gives shareholders a balanced and understandable assessment of its performance, position and prospects.

In line with the continuing obligations of the Group pursuant to the Listing Manual and the Companies Act, the Board's policy is that all shareholders should be equally informed of all major developments impacting the Group.

Shareholders are entitled to and encouraged to attend all general meetings to stay informed of the Company's goals and strategies and to ensure a high level of accountability. The Board is satisfied that shareholders have been given the opportunity to participate effectively in and vote at general meetings of shareholders. Shareholders are informed of shareholders' meetings through notices contained in annual reports or circulars sent to all shareholders. These notices are also published in the newspapers and posted onto the SGXNET. The shareholders are informed of the rules, including voting procedures, which govern general meetings of shareholders.

Resolutions are, as far as possible, structured separately and may be voted on independently. All resolutions are also voted by poll and the detailed results of the poll voting on each resolution tabled at the AGM, including the total number of votes cast for or against each resolution tabled, would be announced immediately at the AGMs and via SGXNET thereafter. The Company is of the view that manual poll voting is currently sufficient for the purpose of obtaining shareholders' approval at general meetings. The Company will continue to assess the costs and benefits of employing the electronic poll voting system in future.

Corporate Governance Report

All shareholders of the Company will receive the notice of the AGM and the notice will also be advertised in the newspaper. The Executive Chairman and the other Directors will attend the AGM and are available to answer questions from the shareholders. The external auditors will also be present to assist the Directors in addressing any relevant queries from shareholders. The Board considers the AGM as the main forum where dialogue with shareholders can be effectively conducted.

The Constitution of the Company allows a shareholder to appoint one or two proxies to attend and vote on behalf of the shareholder. The Constitution of the Company currently does not allow a shareholder to vote in absentia. Shareholders who hold shares through nominees are allowed, upon prior request through their nominees, to attend the general meetings of shareholders as observers without being constrained by the two-proxy rule.

The Company has not amended the Constitution to provide for other methods of voting in absentia due to security and integrity concerns. The Company noted that provision for such other methods of voting in absentia would also require a costly system of authentication to ensure the integrity of information and the identity of shareholders in telephonic and electronic media.

The Company Secretary prepares the minutes of all general meetings which record questions and comments from shareholders together with the responses of the Board and Management. The minutes that record substantial and relevant comments or queries from the shareholders relating to the agenda of the general meeting, and responses from the Board and Management, will be published on our corporate website as soon as practicable.

The Company does not have a formal dividend policy. Any declaration and payment of dividends will depend on, inter alia, the Group's operating results, business and financial conditions, cash flow, capital requirements and other factors deemed relevant by the Board. There can be no assurance that dividends will be paid in the future or of the amount or timing of any dividends that will be paid in the future.

The Board has proposed, for Shareholders' approval at the AGM, a tax exempt (one-tier) final cash dividend of 0.005 Singapore dollar and a tax exempt (one-tier) special cash dividend of 0.00075 Singapore dollar for FY2024.

Engagement with Shareholders

Principle 12: The Company communicates regularly with its shareholders and facilitates the participation of shareholders during general meetings and other dialogues to allow shareholders to communicate their views on various matters affecting the Company.

The Company's general meetings are the principal forum for dialogues with its shareholders where the Board and Management address shareholders' concerns, if any. The Company may also solicit views or inputs of shareholders during general meetings.

The Company recognises the importance of regular, effective and timely communication with the shareholders. The Board is mindful of its obligation to provide timely and fair disclosure of material information to shareholders. Shareholders are kept abreast of results and other material information concerning the Group through regular and timely dissemination of information via SGXNET announcements, annual reports, and various other announcements made during the year. The Company does not practice selective disclosure but in the event where there is inadvertent disclosure made to a select group, the Company endeavours to make the same disclosure publicly to all others as promptly as possible.

All materials on the half-yearly and full year financial results are available on the Company's website – www.goodlandgroup.com.sg. The comprehensive website, which is updated regularly, also contains various other investor related information on the Company which serves as an important resource for investors.

The Company also provides Company's email address on the corporate website through which shareholders may contact the Company with their questions.

Corporate Governance Report

MANAGING STAKEHOLDERS RELATIONSHIPS

Engagement with Stakeholders

Principle 13: The Board adopts an inclusive approach by considering and balancing the needs and interests of material stakeholders, as part of its overall responsibility to ensure that the best interests of the company are served.

The Company has identified stakeholders as those who are impacted by the Group's business and operations as well as those who have a material impact on the Group's business and operations. Such stakeholders include property buyers, tenants, employees, contractors and suppliers, government and regulators, community and shareholders and investors. The Company engages its stakeholders through various channels to ensure that the business interests of the Group are balanced against the needs and interests of its stakeholders. For more information on the Company's stakeholder engagement, please refer to the Company's Sustainability Report 2024.

The Company maintains a corporate website at <https://goodlandgroup.listedcompany.com/#> to communicate and engage with stakeholders.

DEALING IN COMPANY'S SECURITIES

In line with Rule 1207(19) of the Listing Manual on Dealing in Securities, the Group has adopted an internal code of conduct to provide guidance to its Directors, and employees with regard to dealings in the Company's securities. Directors and employees of the Company should not deal in Company's securities on short term considerations or when they are in possession of unpublished price sensitive information. They are also not allowed to deal in the Company's securities during the period commencing one month before the announcement of the company's full year financial results. The Directors and employees are also required to adhere to the provisions of the Companies Act, and any other relevant regulations with regard to their securities transactions.

The Company has complied with Rule 1207(19) of the Listing Manual.

INTERESTED PERSON TRANSACTIONS

The Company has established procedures to ensure that all transactions with interested persons are reported to the AC which will review, at least twice a year, to ensure that they are carried out at arm's length, not prejudicial to the interest of the Group and its minority interests and in accordance with the established procedures. When a potential conflict of interest arises, the Director concerned will not participate in discussions and will refrain from exercising any influence over other members of the Board.

The Group does not have a general mandate for recurrent interested person transactions.

During the year under review, there were no interested person transaction which exceeded S\$100,000 in value.

MATERIAL CONTRACTS

There was no material contract or loan entered into between the Company and any of its subsidiaries involving interests of the CEO, Director or controlling shareholder, either still subsisting at the end of FY2024 or if not then subsisting, entered into since the end of the previous financial year.

Sustainability Overview

The Board of Directors (the “**Board**”) of Goodland Group Limited and together with its subsidiaries (“**Goodland**” or the “**Group**”) reaffirms our commitment to sustainability and recognises the important role that sustainability has played in helping achieve our mission of “Goodland, Good Living”. The Board considers sustainability issues in our long-term strategy formulation. Managing sustainability allows us to safeguard the well-being of and deliver long-term value to our stakeholders.

The Board and the key management team are directly involved in identifying the Group’s Economic, Environmental, Social and Governance (“**EESG**”) factors, planning and strategising the sustainability initiatives to minimise EESG risks.

This sustainability report describes the Goodland’s commitment towards sustainability in its business practices. It is to be read in conjunction with its financial statements for FY2024.

The availability of EESG data enables sustainability reporting to gain a greater significance to investors.

It is widely recognised that good EESG practices do contribute to the overall long-term success of the Group and play an important part in the competition for talent and investment.

SUSTAINABILITY GOVERNANCE STRUCTURE

The Group’s Sustainability Committee (“**SC**”), formed by the senior management, led by the Group’s Chief Executive Officer (“**CEO**”), is tasked to develop the sustainability strategy, and drive sustainability efforts across the whole Group via the following process:

1. Reviewing the EESG factors identified as material to our business;
2. Identify the stakeholder concerns and expectations through consultation and cooperation between management, employees and stakeholders;
3. Identify potential EESG risks and opportunities arising from the business activities;
4. Setting goals and targets;
5. Measurement performance data; and
6. Monitoring and reviewing performance on a regular basis.

The Board maintains oversight of the sustainability performance of the Group as well as the EESG topics for FY2024.

In defining our reporting content, we took reference from the principles of the Global Reporting Initiative (“**GRI**”)’s principles by considering the Group’s activities, impact and substantive expectations and interests of its stakeholders. We observed a total of four principles, namely materiality, stakeholder inclusiveness, sustainability index and completeness. For reporting quality, we observed the principles of balance, comparability, accuracy, timeliness, clarity and reliability.

ALIGNING WITH INTERNATIONAL STANDARDS

Goodland strived, where applicable, to align its policies and practices to international standards. In reporting on sustainability, care is taken to give an accurate and balanced view. For this purpose, the Group has obtained independent assessment by external professionals to obtain the following certifications:

- ISO 9001 - Quality Management Systems

Sustainability Overview

- ISO 14001 - Environmental Management Systems
- ISO 45001 - Occupational Health and Safety Management

REPORTING PERIOD AND SCOPE

This report is set out on a “comply or explain” basis in accordance with Practice Note 7.6 of the Singapore Exchange Securities Trading Ltd. (“SGX-ST”) Listing Manual on Continuing Listing Obligations.

Corresponding to GRI’s emphasis on materiality, this report highlights the key EESG related initiatives that were carried out throughout a 12-month period, from 1 October 2023 to 30 September 2024. In this report, we compare our sustainability performance with the financial year ended 30 September 2023 (“FY2023”) and set our target for the financial year ended 30 September 2024 (“FY2024”).

In this report, we will be covering our construction projects undertaken by GPM Builders Pte Ltd in Singapore.

We are currently in the process of implementing mandatory climate reporting based on the recommendations of the Task Force on Climate-related Financial Disclosures (“TCFD”) and will report on our progress in the financial year ending 30 September 2025.

REPORTING FRAMEWORK

This Sustainability Report has been prepared with reference to the GRI Universal Standards (“GRI Standards”) 2021. GRI Standards is an internationally recognised sustainability reporting framework and covers a comprehensive range of sustainability disclosures to measure, understand and communicate their critical sustainability issues on environmental, economic and social impacts to stakeholders. We have chosen GRI reporting standards and principles to ensure stakeholder inclusiveness, accuracy, clarity, reliability and comparability of the information presented in this report.

EXTERNAL ASSURANCE

Our current practice is to rely on internal verification to ensure the accuracy of EESG data. We have not obtained external assurance for this sustainability report. However, our sustainability report has been internally reviewed by independent Internal Auditors to ensure its reliability.

FEEDBACK AND ACCESS

We welcome your feedback to help us improve our performance in sustainability and meet stakeholder’s expectations. Please send your feedback to the Sustainability Committee at goodland@goodlandgroup.com.sg.

FULL SUSTAINABILITY REPORT

The Sustainability Report FY2024 is available for download at the website of SGX-ST or our company website at goodlandgroup.listedcompany.com.

NO HARD COPY

As part of our efforts to promote environmental conservation, no hard copies of this Sustainability Report FY2024 have been printed.

Directors' Statement

The directors are pleased to submit this statement to the members of Goodland Group Limited (the "Company") and its subsidiaries (collectively the "Group") together with the audited financial statements for the financial year ended 30 September 2024.

In our opinion:

- (a) the accompanying financial statements of the Group and the Company are drawn up so as to give a true and fair view of the financial position of the Group and of the Company as at 30 September 2024 and of the financial performance, changes in equity and cash flows of the Group for the financial year ended on that date in accordance with the provisions of the Singapore Companies Act 1967 (the "Act") and Singapore Financial Reporting Standards (International); and
- (b) at the date of this statement, there are reasonable grounds to believe that the Company will be able to pay its debts as and when they fall due.

The Board of Directors has, on the date of this statement, authorised these financial statements for issue.

Names of directors

The directors of the Company in office at the date of this statement are:

Ben Tan Chee Beng
Dr Alvin Tan Chee Tiong
Melanie Tan Bee Bee
Charles Chong You Fook
Dr Wu Chiaw Ching
Raymond Lye Hoong Yip
Yeo Eng Ching Danny

Arrangements to acquire shares, debentures, warrants or options

During and at the end of the financial year, neither the Company nor any of its subsidiaries was a party to any arrangement of which the object was to enable the directors to acquire benefits through the acquisition of shares, debentures, warrants or options of the Company or any other corporate body, other than as disclosed in this report.

The remainder of this page has been intentionally left blank.

Directors' Statement

Directors' interest in shares, debentures, warrants or options

According to the Register of Directors' Shareholdings kept by the Company under Section 164 of the Act, none of the directors who held office at the end of the financial year had any interest in the shares, debentures, warrants or options of the Company or its related corporations, except as follows:

Name of director	Holdings registered in the name of directors		Holdings in which directors are deemed to have an interest	
	As at 1.10.2023	As at 30.9.2024	As at 1.10.2023	As at 30.9.2024
The Company - Goodland Group Limited				
			Number of ordinary shares	
Ben Tan Chee Beng ^{(1), (2)}	27,795,000	27,795,000	259,954,694	260,749,894
Alvin Tan Chee Tiong ⁽¹⁾	39,744,500	40,254,800	248,005,194	248,290,094
Melanie Tan Bee Bee ⁽¹⁾	21,840,700	22,075,600	265,908,994	266,469,294

Notes:

- Mr Ben Tan Chee Beng, Dr Alvin Tan Chee Tiong and Ms Melanie Tan Bee Bee are siblings. Their mother is Mdm Koh Chin Kim. Each of Mr Ben Tan Chee Beng, Dr Alvin Tan Chee Tiong and Ms Melanie Tan Bee Bee is deemed to have an interest in all the shares held by their family members.
- Mr Ben Tan Chee Beng is deemed to have an interest in 14,000,000 ordinary shares held in the name of DB Nominees (S) Pte Ltd, 2,809,200 ordinary shares held in the name of United Overseas Bank Nominees Pte Ltd, 79,330,294 shares held in the name of Citrine Capital Pte Ltd and 56,500,000 shares held in the name of Hong Leong Finance Nominees Pte Ltd through Citrine Capital Pte Ltd.

There was no change in the above-mentioned interests between the end of the current financial year and 21 October 2024.

Mr Ben Tan Chee Beng, Dr Alvin Tan Chee Tiong and Ms Melanie Tan Bee Bee, who by virtue of their interest in not less than 20% of the issued share capital of the Company, are deemed to have an interest in the shares of the wholly-owned subsidiaries held by the Company and in the following subsidiaries that are not wholly-owned by the Group.

Interest of shares of non-wholly owned subsidiaries	As at 1.10.2023	As at 30.9.2024
	No. of shares	No. of shares
Citrine Asia Capital Pte. Ltd.	102,000	102,000
Goodland Da-Qiao Pte. Ltd.	510,000	510,000
T City (Ipoh) Sdn. Bhd.	350,000	350,000
Banyan Housing Development Sdn. Bhd.	72,000	72,000
GLG Global Sdn.Bhd.	1,446	1,446
Mastron Capital Pte. Ltd.	51,000	51,000

There are no changes to the above shareholdings as at 21 October 2024.

Except as disclosed in this statement, no directors who held office at the end of the financial year had an interest in the shares, warrants or debentures of the Company, or of related corporations, either at the beginning or at the end of the financial year.

Share options

There were no options granted during the financial year to subscribe for unissued shares of the Company or of its subsidiaries.

There were no shares issued during the financial year to which this statement related by virtue of the exercise of options to take up unissued shares of the Company or of its subsidiaries.

There were no unissued shares of the Company or its subsidiaries under option at the end of the financial year.

Audit committee

The audit committee ("AC") at the end of the financial year comprises the following members:

Dr Wu Chiaw Ching (Chairman)
Charles Chong You Fook
Raymond Lye Hoong Yip
Yeo Eng Ching Danny

The AC performs the functions in accordance with Section 201B(5) of the Act, the Singapore Exchange Securities Trading Limited ("SGX-ST") Listing Manual and the Code of Corporate Governance. The AC has met four times since the last Annual General Meeting and has reviewed the following, where relevant, with the executive directors, external and internal auditors of the Company:

- (i) overall scope of both the internal and external audits and the assistance given by the Company's officers to the auditors. It met with the Company's internal and external auditors to discuss the results of their respective examinations and their evaluation of the Company's system of internal accounting controls;
- (ii) the audit plan of the Company's independent auditor and any recommendations on internal accounting controls arising from the statutory audit;
- (iii) the quarterly financial information and the statement of financial position of the Company and the consolidated financial statements of the Group for the financial year ended 30 September 2024 as well as the auditor's report thereon;
- (iv) effectiveness of the Company's internal controls, including financial, operational and compliance controls and information technology controls and risk management systems via reviews carried out by the internal auditors;
- (v) the auditors confirmed during the Audit Committee meeting that there was no significant disagreement with management and non-compliance with accounting standards and internal controls during the audit;
- (vi) legal and regulatory matters that may have a material impact on the financial statements, related compliance policies and programmes and any reports received from regulators;
- (vii) the cost effectiveness and the independence and objectivity of the external auditor;
- (viii) the nature and extent of non-audit services provided by the external auditor;
- (ix) recommended to the Board of Directors the external auditor and internal auditor to be nominated, approved the compensation of the external auditor and internal auditor, and reviewed the scope and results of the audits;

Directors' Statement

Audit committee (Cont'd)

- (x) reported actions and minutes of the Audit Committee to the Board of Directors with such recommendations as the Audit Committee considered appropriate; and
- (xi) interested person transactions (as defined in Chapter 9 of the Listing Manual of the Singapore Exchange).

The Audit Committee has full access to management and is given the resources required for it to discharge its functions. It has full authority and discretion to invite any director or executive officer, and the internal and external auditors, to attend its meetings.

The Audit Committee also recommends on the appointment of the external auditor and reviews the level of audit and non-audit fees. It is satisfied with the independence and objectivity of the external auditor and has recommended to the Board of Directors that the external auditor, Foo Kon Tan LLP, is to be nominated for re-appointment at the forthcoming Annual General Meeting of the Company.

Full details regarding the Audit Committee are provided in the Report on Corporate Governance.

In appointing the auditors for the Company, the subsidiaries and the significant associated companies, Rules 712, 715 and 716 of the SGX Listing Manual have been complied.

Independent auditor

The independent auditor, Foo Kon Tan LLP, Public Accountants and Chartered Accountants, has expressed its willingness to accept re-appointment.

On behalf of the Directors

BEN TAN CHEE BENG

ALVIN TAN CHEE TIONG

Dated: 26 December 2024

Independent Auditor's Report

To the Members of GDS Global Limited

Report on the Audit of the Financial Statements

Opinion

We have audited the financial statements of Goodland Group Limited (the "Company") and its subsidiaries (the "Group"), which comprise the consolidated statement of financial position of the Group and the statement of financial position of the Company as at 30 September 2024, and the consolidated statement of comprehensive income, consolidated statement of changes in equity and consolidated statement of cash flows of the Group for the year then ended, and notes to the financial statements, including material accounting policy information.

In our opinion, the accompanying consolidated financial statements of the Group and the statement of financial position of the Company are properly drawn up in accordance with the provisions of the Singapore Companies Act 1967 (the "Act") and Singapore Financial Reporting Standards (International) ("SFRS(I)s") so as to give a true and fair view of the consolidated financial position of the Group and the financial position of the Company as at 30 September 2024 and of the consolidated financial performance, consolidated changes in equity and consolidated cash flows of the Group for the year ended on that date.

Basis for Opinion

We conducted our audit in accordance with Singapore Standards on Auditing ("SSAs"). Our responsibilities under those standards are further described in the Auditor's Responsibilities for the Audit of the Financial Statements section of our report. We are independent of the Group in accordance with the Accounting and Corporate Regulatory Authority ("ACRA") Code of Professional Conduct and Ethics for Public Accountants and Accounting Entities ("ACRA Code") together with the ethical requirements that are relevant to our audit of the financial statements in Singapore, and we have fulfilled our other ethical responsibilities in accordance with these requirements and the ACRA Code. We believe that the audit evidence we have obtained is sufficient and appropriate to provide a basis for our opinion.

Key Audit Matters

Key audit matters are those matters that, in our professional judgement, were of most significance in our audit of the financial statements of the current period. These matters were addressed in the context of our audit of the financial statements as a whole, and in forming our opinion thereon, and we do not provide a separate opinion on these matters.

Valuation of investment properties (Refer to Note 6 to the financial statements)

Risk:

As of 30 September 2024, the carrying amount of investment properties amounted to \$98,342,594 representing 28.1% of total assets. The Group's investment properties are stated at their fair values based on independent external valuations.

The valuation process involves significant judgement and estimation in determining the appropriate valuation methodology to be used, and in evaluating the underlying assumptions to be applied. These key assumptions used include floor level, size, location, price per square meter and discount rates.

Independent Auditor's Report

To the Members of GDS Global Limited

Report on the Audit of the Financial Statements (Cont'd)

Key Audit Matters (Cont'd)

Valuation of investment properties (Refer to Note 6 to the financial statements) (Cont'd)

Our response:

We have evaluated the competence, qualification and objectivity of management's external valuers, obtained an understanding of the work of management's external valuers; and evaluated the appropriateness of management's external valuers' work as audit evidence for the relevant assertion. We also read the terms of engagement of the external valuers with the Group to determine whether there were any matters that might have affected their objectivity or limited the scope of their work. Through our appointed auditor's expert, we considered the valuation methodologies used against those applied by the external valuers for similar property types. We have evaluated whether the auditor's expert has the necessary competence, capabilities and objectivity for our purposes.

We also considered the adequacy of the disclosure in the financial statements regarding the inherent degree of subjectivity and key assumptions used in the estimates. This includes the relationships between the key unobservable inputs to fair values.

Net realisable value of development properties (Refer to Note 13 to the financial statements)

Risk:

As of 30 September 2024, the carrying amount of development properties amounted to \$216,340,360, representing 61.8% of total assets. Development properties are stated at the lower of cost and net realisable value. Net realisable value represents the estimated selling price, less estimated costs of completion and selling expenses.

The determination of the estimated net realisable value of these development properties is critically dependent upon the Group's expectation of future selling prices which are affected by, amongst other things, demand and supply factors, interest rates, government policies and economic conditions. There is a risk that the estimate of net realisable values exceeds future selling prices, resulting in a loss when these properties are sold.

Our response:

We assessed the Group's forecast selling prices by comparing these forecast selling prices to, where available, recently transacted sales prices of units in the same project as well as comparable properties.

We also evaluated the Group's estimated total development costs, taking into consideration costs incurred to date, estimated costs to completion, construction progress and any deviation in project cost components which could lead to cost overruns. We focused our work on development projects with low margins.

We assessed the adequacy and appropriateness of the disclosures made in the financial statements.

Other Information

Management is responsible for the other information. The other information comprises the information included in the Annual Report, but does not include the financial statements and our auditor's report thereon.

Our opinion on the financial statements does not cover the other information and we do not express any form of assurance conclusion thereon.

Independent Auditor's Report

To the Members of GDS Global Limited

Report on the Audit of the Financial Statements (Cont'd)

Other Information (Cont'd)

In connection with our audit of the financial statements, our responsibility is to read the other information and, in doing so, consider whether the other information is materially inconsistent with the financial statements or our knowledge obtained in the audit or otherwise appears to be materially misstated.

If, based on the work we have performed, we conclude that there is a material misstatement of this other information, we are required to report that fact. We have nothing to report in this regard.

Responsibilities of Management and Directors for the Financial Statements

Management is responsible for the preparation of financial statements that give a true and fair view in accordance with the provisions of the Act and SFRS(I), and for devising and maintaining a system of internal accounting controls sufficient to provide a reasonable assurance that assets are safeguarded against loss from unauthorised use or disposition; and transactions are properly authorised and that they are recorded as necessary to permit the preparation of true and fair financial statements and to maintain accountability of assets.

In preparing the financial statements, management is responsible for assessing the Group's ability to continue as a going concern, disclosing, as applicable, matters related to going concern and using the going concern basis of accounting unless management either intends to liquidate the Group or to cease operations, or has no realistic alternative but to do so.

The directors' responsibilities include overseeing the Group's financial reporting process.

Auditor's Responsibilities for the Audit of the Financial Statements

Our objectives are to obtain reasonable assurance about whether the financial statements as a whole are free from material misstatement, whether due to fraud or error, and to issue an auditor's report that includes our opinion. Reasonable assurance is a high level of assurance, but is not a guarantee that an audit conducted in accordance with SSAs will always detect a material misstatement when it exists. Misstatements can arise from fraud or error and are considered material if, individually or in the aggregate, they could reasonably be expected to influence the economic decisions of users taken on the basis of these financial statements.

As part of an audit in accordance with SSAs, we exercise professional judgement and maintain professional scepticism throughout the audit. We also:

- Identify and assess the risks of material misstatement of the financial statements, whether due to fraud or error, design and perform audit procedures responsive to those risks, and obtain audit evidence that is sufficient and appropriate to provide a basis for our opinion. The risk of not detecting a material misstatement resulting from fraud is higher than for one resulting from error, as fraud may involve collusion, forgery, intentional omissions, misrepresentations, or the override of internal control.
- Obtain an understanding of internal control relevant to the audit in order to design audit procedures that are appropriate in the circumstances, but not for the purpose of expressing an opinion on the effectiveness of the Group's internal control.
- Evaluate the appropriateness of accounting policies used and the reasonableness of accounting estimates and related disclosures made by management.

Independent Auditor's Report

To the Members of GDS Global Limited

Report on the Audit of the Financial Statements (Cont'd)

Auditor's Responsibilities for the Audit of the Financial Statements (Cont'd)

- Conclude on the appropriateness of management's use of the going concern basis of accounting and, based on the audit evidence obtained, whether a material uncertainty exists related to events or conditions that may cast significant doubt on the Group's ability to continue as a going concern. If we conclude that a material uncertainty exists, we are required to draw attention in our auditor's report to the related disclosures in the financial statements or, if such disclosures are inadequate, to modify our opinion. Our conclusions are based on the audit evidence obtained up to the date of our auditor's report. However, future events or conditions may cause the Group to cease to continue as a going concern.
- Evaluate the overall presentation, structure and content of the financial statements, including the disclosures, and whether the financial statements represent the underlying transactions and events in a manner that achieves fair presentation.
- Obtain sufficient appropriate audit evidence regarding the financial information of the entities or business activities within the Group to express an opinion on the consolidated financial statements. We are responsible for the direction, supervision and performance of the group audit. We remain solely responsible for our audit opinion.

We communicate with the directors regarding, among other matters, the planned scope and timing of the audit and significant audit findings, including any significant deficiencies in internal control that we identify during our audit.

We also provide the directors with a statement that we have complied with relevant ethical requirements regarding independence, and to communicate with them all relationships and other matters that may reasonably be thought to bear on our independence, and where applicable, actions taken to eliminate threats or safeguards applied.

From the matters communicated with the directors, we determine those matters that were of most significance in the audit of the financial statements of the current period and are therefore the key audit matters. We describe these matters in our auditor's report unless law or regulation precludes public disclosure about the matter or when, in extremely rare circumstances, we determine that a matter should not be communicated in our report because the adverse consequences of doing so would reasonably be expected to outweigh the public interest benefits of such communication.

Report on Other Legal and Regulatory Requirements

In our opinion, the accounting and other records required by the Act to be kept by the Company and by those subsidiary corporations incorporated in Singapore of which we are the auditors have been properly kept in accordance with the provisions of the Act.

The engagement partner on the audit resulting in this independent auditor's report is Ong Soo Ann.

Foo Kon Tan LLP
Public Accountants and
Chartered Accountants

Singapore, 26 December 2024

Statements of Financial Position

As at 30 September 2024

	Note	The Group		The Company	
		30 September 2024	30 September 2023	30 September 2024	30 September 2023
		\$	\$	\$	\$
ASSETS					
Non-Current Assets					
Property, plant and equipment	4	1,950,667	2,002,302	-	-
Right-of-use assets	5	238,818	353,209	-	-
Investment properties	6	98,342,594	94,385,435	-	-
Subsidiaries	7	-	-	9,879,248	8,880,248
Associates	8	6,103,251	13,250,581	-	-
Financial assets, at fair value through other comprehensive income ("FVOCI")	9	9,009,000	7,968,000	-	-
Deferred tax assets	10	465,905	205,631	-	-
		116,110,235	118,165,158	9,879,248	8,880,248
Current Assets					
Trade and other receivables	11	5,728,206	22,219,864	69,186,809	69,515,973
Contract assets	12	129,828	17,919,286	-	-
Development properties	13	216,340,360	202,470,749	-	-
Financial assets, at fair value through profit or loss ("FVTPL")	14	1,617,691	104,800	-	-
Cash and cash equivalents	15	9,112,402	11,542,613	5,272,138	551,696
		232,928,487	254,257,312	74,458,947	70,067,669
Asset held-for-sale	16	1,180,000	-	-	-
		234,108,487	254,257,312	74,458,947	70,067,669
Total Assets		350,218,722	372,422,470	84,338,195	78,947,917
EQUITY AND LIABILITIES					
Capital and Reserves					
Share capital	17	63,280,416	63,280,416	63,280,416	63,280,416
Treasury shares	18	(9,609,538)	(9,562,616)	(9,609,538)	(9,562,616)
Reserves	19	139,299,271	134,104,191	14,848,082	16,571,141
Equity attributable to owners of the Company		192,970,149	187,821,991	68,518,960	70,288,941
Non-controlling interests		50,304,523	47,038,935	-	-
Total Equity		243,274,672	234,860,926	68,518,960	70,288,941
Non-Current Liabilities					
Lease liabilities	20	155,817	260,987	-	-
Bank borrowings	21	13,462,849	14,018,864	-	-
Deferred tax liabilities	10	9,939,538	9,423,244	-	-
		23,558,204	23,703,095	-	-
Current Liabilities					
Lease liabilities	20	59,772	81,741	-	-
Trade and other payables	22	5,831,805	15,990,670	15,819,235	8,658,976
Contract liabilities	12	42,826	21,172	-	-
Bank borrowings	21	77,451,443	97,764,866	-	-
		83,385,846	113,858,449	15,819,235	8,658,976
Total Liabilities		106,944,050	137,561,544	15,819,235	8,658,976
Total Equity and Liabilities		350,218,722	372,422,470	84,338,195	78,947,917

The annexed notes form an integral part of and should be read in conjunction with these financial statements.

Consolidated Statement of Comprehensive Income

For the financial year ended 30 September 2024

	Note	Year ended 30 September 2024 \$	Year ended 30 September 2023 \$
Revenue	3	10,650,035	21,292,924
Cost of sales		(9,951,169)	(14,765,119)
Gross profit		698,866	6,527,805
Other operating income	23	4,139,583	2,777,394
Finance income	24	41,100	5,683
Administrative expenses		(4,012,041)	(4,982,725)
Finance costs	25	(2,777,388)	(4,078,022)
Other operating expenses		(324,716)	-
Share of associates' results (net of tax)	8	(27,419)	1,484,703
(Loss)/profit before taxation	26	(2,262,015)	1,734,838
Income tax	28	243,276	(351,902)
(Loss)/profit after taxation		(2,018,739)	1,382,936
Other comprehensive income/(loss) after tax:			
Items that may be reclassified subsequently to profit or loss			
Exchange differences on translation of the financial statements of foreign entities		7,547,104	(6,961,521)
		7,547,104	(6,961,521)
Items that will not be reclassified subsequently to profit or loss			
Exchange differences on translation of the financial statements of foreign entities		3,237,813	(2,992,953)
Fair value gain on financial assets, at FVOCI	9	1,041,000	516,000
Other comprehensive income/(loss) for the year, net of tax		4,278,813	(2,476,953)
Total comprehensive income/(loss) for the year		9,807,178	(8,055,538)
(Loss)/profit attributable to:			
Equity holders of the Company		(2,046,514)	1,453,124
Non-controlling interests		27,775	(70,188)
		(2,018,739)	1,382,936
Total comprehensive income/(loss) attributable to:			
Equity holders of the Company		6,541,590	(4,992,397)
Non-controlling interests		3,265,588	(3,063,141)
		9,807,178	(8,055,538)
(Loss)/earnings per share			
- Basic (loss)/earnings per share (cents)	29	(0.57)	0.40
- Diluted (loss)/earnings per share (cents)	29	(0.57)	0.40

The annexed notes form an integral part of and should be read in conjunction with these financial statements.

Consolidated Statement of Changes in Equity

For the financial year ended 30 September 2024

The Group	Attributable to equity holders of the Company											
	Share capital	Treasury shares	Acquisition reserve	Currency translation reserve	Equity reserve	Fair value reserve	Revaluation surplus	Merger reserve	Retained earnings	Subtotal	Non-controlling interests	Total equity
	\$	\$	\$	\$	\$	\$	\$	\$	\$	\$	\$	\$
At 1 October 2023	63,280,416	(9,562,616)	78,743,302	(12,120,032)	228,811	(2,510,315)	3,224,151	(485,076)	67,023,350	187,821,991	47,038,935	234,860,926
Total comprehensive income/(loss) for the year	-	-	-	-	-	-	-	-	(2,046,514)	(2,046,514)	27,775	(2,018,739)
Other comprehensive income	-	-	-	-	-	-	-	-	-	-	-	-
Fair value gain on financial asset, at FVOCI	-	-	-	-	-	1,041,000	-	-	-	1,041,000	-	1,041,000
Exchange differences arising from translation	-	-	-	7,547,104	-	-	-	-	-	7,547,104	3,237,813	10,784,917
Other comprehensive income for the year	-	-	-	7,547,104	-	1,041,000	-	-	-	8,588,104	3,237,813	11,825,917
Total comprehensive income/(loss) for the year	-	-	-	7,547,104	-	1,041,000	-	-	(2,046,514)	6,541,590	3,265,588	9,807,178
Transactions with owners, recognised directly in equity	-	(46,922)	-	-	-	-	-	-	-	(46,922)	-	(46,922)
Contributions by and distributions to owners	-	-	-	-	-	-	-	-	(1,346,510)	(1,346,510)	-	(1,346,510)
Purchase of treasury shares (Note 18)	-	(46,922)	-	-	-	-	-	-	-	-	-	-
Dividends paid (Note 38)	-	(46,922)	-	-	-	-	-	-	-	-	-	-
Total contributions by and distributions to owners	-	(46,922)	-	-	-	-	-	-	(1,346,510)	(1,393,432)	-	(1,393,432)
Total transactions with owners	-	(46,922)	-	-	-	-	-	-	(1,346,510)	(1,393,432)	-	(1,393,432)
At 30 September 2024	63,280,416	(9,609,538)	78,743,302	(4,572,928)	228,811	(1,469,315)	3,224,151	(485,076)	63,630,326	192,970,149	50,304,523	243,274,672

The annexed notes form an integral part of and should be read in conjunction with these financial statements.

Consolidated Statement of Changes in Equity (cont'd)

For the financial year ended 30 September 2024

The Group	Attributable to equity holders of the Company											
	Share capital	Treasury shares	Acquisition reserve	Currency translation reserve	Equity reserve	Fair value reserve	Revaluation surplus	Merger reserve	Retained earnings	Subtotal	Non-controlling interests	Total equity
	\$	\$	\$	\$	\$	\$	\$	\$	\$	\$	\$	\$
At 1 October 2022	63,280,416	(9,562,616)	78,743,302	(5,158,511)	228,811	(3,026,315)	3,224,151	(485,076)	67,839,829	195,083,991	50,102,076	245,186,067
Total comprehensive income/(loss) for the year	-	-	-	-	-	-	-	-	1,453,124	1,453,124	(70,188)	1,382,936
Other comprehensive (loss)/income	-	-	-	-	-	-	-	-	-	-	-	-
Fair value gain on financial asset, at FVOCI	-	-	-	-	-	516,000	-	-	-	516,000	-	516,000
Exchange differences arising from translation	-	-	-	(6,961,521)	-	-	-	-	-	(6,961,521)	(2,992,953)	(9,954,474)
Other comprehensive (loss)/income for the year	-	-	-	(6,961,521)	-	516,000	-	-	-	(6,445,521)	(2,992,953)	(9,438,474)
Total comprehensive (loss)/income for the year	-	-	-	(6,961,521)	-	516,000	-	-	1,453,124	(4,992,397)	(3,063,141)	(8,055,538)
<i>Transactions with owners, recognised directly in equity</i>	-	-	-	-	-	-	-	-	-	-	-	-
Contributions by and distributions to owners	-	-	-	-	-	-	-	-	(2,269,603)	(2,269,603)	-	(2,269,603)
Dividends paid (Note 38)	-	-	-	-	-	-	-	-	-	-	-	-
Total contributions by and distributions to owners	-	-	-	-	-	-	-	-	(2,269,603)	(2,269,603)	-	(2,269,603)
Total transactions with owners	-	-	-	-	-	-	-	-	(2,269,603)	(2,269,603)	-	(2,269,603)
At 30 September 2023	63,280,416	(9,562,616)	78,743,302	(12,120,032)	228,811	(2,510,315)	3,224,151	(485,076)	67,023,350	187,821,991	47,038,935	234,860,926

The annexed notes form an integral part of and should be read in conjunction with these financial statements.

Consolidated Statement of Cash Flows

For the financial year ended 30 September 2024

	Note	Year ended 30 September 2024 \$	Year ended 30 September 2023 \$
Cash Flows from Operating Activities			
(Loss)/profit before taxation		(2,262,015)	1,734,838
Adjustments for:			
Depreciation of property, plant and equipment	4	140,398	178,839
Depreciation of right-of-use assets	5	86,632	79,106
Fair value gain on investment properties	6, 26	(3,910,000)	(2,540,000)
Fair value gain on financial assets, at fair value through profit or loss	26	(16,537)	(16,228)
Finance costs	25	2,777,388	4,078,022
Interest income	24	(41,100)	(5,683)
Dividend income from financial assets, at FVTPL	23	(6,991)	(1,729)
Share of associates' results	8	27,419	(1,484,703)
Operating cash flows before working capital changes		(3,204,806)	2,022,462
Change in trade and other receivables and contract assets		25,341,732	(5,115,590)
Change in trade and other payables		(2,914,736)	2,212,277
Change in inventories		-	26,245
Change in development properties		(2,451,490)	(10,372,398)
Cash generated from/(used in) operations		16,770,700	(11,227,004)
Interest received		41,100	5,683
Income tax paid		-	(53,283)
Net cash generated from/(used in) operating activities		16,811,800	(11,274,604)
Cash Flows from Investing Activities			
Purchase of property, plant and equipment (Note A)	4	(60,869)	(36,863)
Purchase of financial assets, at fair value through profit or loss		(1,496,354)	(8,066)
Proceeds from disposal of financial assets, at fair value through profit or loss		-	5,664
Proceeds from disposal of property, plant and equipment		-	32,014
Advances to related parties		(313,459)	(345,175)
Repayment of advances from non-controlling interests		1,035	2,033
Repayment of advances from associates		9,251,808	3,638,872
Dividend received		6,991	1,729
Net cash generated from investing activities		7,389,152	3,290,208
Cash Flows from Financing Activities			
Purchases of treasury shares	18	(46,922)	-
Proceeds from bank loans (Note B)		6,491,972	27,657,600
Repayment of bank loans (Note B)		(27,361,410)	(9,408,486)
Principal repayment of lease liabilities (Note B)		(127,139)	(98,522)
(Repayment of advances)/advances from related parties (Note B)		(328,684)	328,212
Repayment of associates (Note B)		-	(340,000)
Advances to non-controlling interests (Note B)		141,414	-
Advances/(repayment of advances) from directors (Note B)		14,158	(54,037)
Interest paid (Note B)		(4,063,978)	(5,385,720)
Dividend paid	38	(1,346,510)	(2,269,603)
Net cash (used in)/generated from financing activities		(26,627,099)	10,429,444
Net (decrease)/increase in cash and cash equivalents		(2,426,147)	2,445,048
Cash and cash equivalents at beginning of year		11,542,613	9,087,193
Effect of exchange rate changes on balances held in foreign currencies		(4,064)	10,372
Cash and cash equivalents at end of year	15	9,112,402	11,542,613

The annexed notes form an integral part of and should be read in conjunction with these financial statements.

Consolidated Statement of Cash Flows (cont'd)

For the financial year ended 30 September 2024

Notes:

- A. During the financial year, the Group acquired property, plant and equipment with an aggregate cost of \$60,869 (2023 - \$36,863) and cash payments of \$60,869 (2023 - \$36,863) were made to purchase property, plant and equipment.
- B. Reconciliation of movements of liabilities to cash flows arising from financing activities, excluding equity item:

	As at	Cash flows			Non-cash changes				As at
	1	Proceeds	Principal	Interest	Finance	Interest	Dividend	Interest	30
	October	received	repayment	Paid	costs	capitalised	received	accrued	September
	2023								2024
	\$	\$	\$	\$	\$	\$	\$	\$	\$
Lease liabilities (Note 20)	342,728	-	(127,139)	(16,503)	16,503	-	-	-	215,589
Bank borrowings (Note 21)	111,783,730	6,491,972	(27,361,410)	(4,047,475)	2,760,885	1,243,801	-	42,789	90,914,292
Other payables (Note 22)									
- Non-controlling interests	1,025,877	141,414	-	-	-	-	-	-	1,167,291
- Related parties	333,846	-	(328,684)	-	-	-	-	-	5,162
- Directors	174,583	14,158	-	-	-	-	-	-	188,741
- Associates	7,119,911	-	-	-	-	-	(7,119,911)	-	-
	<u>120,780,675</u>	<u>6,647,544</u>	<u>(27,817,233)</u>	<u>(4,063,978)</u>	<u>2,777,388</u>	<u>1,243,801</u>	<u>(7,119,911)</u>	<u>42,789</u>	<u>92,491,075</u>

	As at	Cash flows			Non-cash changes				As at
	1	Proceeds	Principal	Interest	Finance	Interest	Addition of	Interest	30
	October	received	repayment	paid	costs	capitalised	New lease	accrued	September
	2022								2023
	\$	\$	\$	\$	\$	\$	\$	\$	\$
Lease liabilities (Note 20)	173,603	-	(98,522)	(11,955)	11,955	-	267,647	-	342,728
Bank borrowings (Note 21)	93,534,616	27,657,600	(9,408,486)	(5,373,765)	4,066,067	1,229,845	-	77,853	111,783,730
Other payables (Note 22)									
- Non-controlling interests	1,025,877	-	-	-	-	-	-	-	1,025,877
- Related parties	5,634	328,212	-	-	-	-	-	-	333,846
- Directors	228,620	-	(54,037)	-	-	-	-	-	174,583
- Associates	7,459,911	-	(340,000)	-	-	-	-	-	7,119,911
	<u>102,428,261</u>	<u>27,985,812</u>	<u>(9,901,045)</u>	<u>(5,385,720)</u>	<u>4,078,022</u>	<u>1,229,845</u>	<u>267,647</u>	<u>77,853</u>	<u>120,780,675</u>

The remainder of this page has been intentionally left blank.

The annexed notes form an integral part of and should be read in conjunction with these financial statements.

Notes to The Financial Statements

For the financial year ended 30 September 2024

1 General information

The consolidated financial statements of the Group and the statement of financial position of the Company for the financial year ended 30 September 2024 were authorised for issue in accordance with a resolution of the directors on the date of the Directors' Statement.

The Company is incorporated as a public limited company and domiciled in the Republic of Singapore. The Company was listed on 8 October 2009 in the Catalist Board of the Singapore Exchange Securities Trading Limited ("SGX-ST") and transferred to the Mainboard of SGX-ST effective from 25 June 2013.

The registered office of the Company is located at 3 Kim Chuan Lane, #07-01 Goodland Group Building, Singapore 537069.

The principal activity of the Company is that of an investment holding company. The principal activities of the subsidiaries and associates are disclosed in Notes 7 and 8 respectively.

2(a) Basis of preparation

The financial statements are drawn up in accordance with the provisions of the Singapore Companies Act 1967 (the "Act") and Singapore Financial Reporting Standards (International) ("SFRS(I)") have been prepared under the historical cost convention, except as otherwise described in the notes below.

The accounting policies set out below have been applied consistently to all periods presented in these financial statements.

The preparation of financial statements in conformity with SFRS(I) requires the use of certain critical accounting estimates. It also requires management to exercise its judgement in the process of applying the Group's accounting policies. The areas involving a higher degree of judgement or complexity, or areas where assumptions and estimates are significant to the financial statements, are disclosed in Note 2(d).

The financial statements are presented in Singapore Dollar which is the Company's functional currency. All financial information is presented in Singapore Dollar, unless otherwise stated.

Going concern

The Group's incurred a loss before taxation of \$2,262,015 for the financial year ended 30 September 2024. The financial statements have been prepared on a going concern basis as the Group is able to meet its current liabilities obligation for the next twelve months through raising funds through bank borrowings. As of reporting date, the Group is in a net current asset position of \$150,722,641, has bank balances of \$9,112,402 and unutilised bank credit facilities of \$15.1 million.

2(b) Adoption of new and revised SFRS(I) effective for the current financial year

On 1 October 2023, the Group has adopted all the new and revised SFRS(I), SFRS(I) interpretations ("SFRS(I) INT") and amendments to SFRS(I), effective for the current financial year that are relevant to them. The adoption of these new and revised SFRS(I) pronouncements does not result in significant changes to the Group's accounting policies and has no material effect on the amounts or the disclosures reported for the current or prior reporting periods.

Notes to The Financial Statements

For the financial year ended 30 September 2024

2(c) New and revised SFRS(I) in issue but not yet effective

At the date of authorisation of these financial statements, the Group has not adopted the new and revised SFRS(I), SFRS(I) INT and amendments to SFRS(I) that have been issued but are not yet effective to them. Management anticipates that the adoption of these new and revised SFRS(I) pronouncements in future periods will not have a material impact on the Group's accounting policies in the period of their initial application:

Reference	Description	Effective date (Annual periods beginning on or after)
SFRS(I) 1-1	<i>Amendments to SFRS(I) 1-1: Classification of Liabilities as Current or Non-current</i>	1 January 2024
Various	<i>Amendments to SFRS(I) 1-1: Non-current Liabilities with Covenants</i>	1 January 2024
SFRS(I) 16	<i>Amendments to SFRS(I) 16: Lease Liability in a Sale and Leaseback</i>	1 January 2024
SFRS(I) 1-7 and SFRS(I) 7	<i>Amendments to SFRS(I) 1-7 and SFRS(I) 7: Supplier Finance Arrangements</i>	1 January 2024
SFRS(I) 1-21, SFRS(I) 1	<i>Amendments to SFRS(I) 1-21: Lack of Exchangeability</i>	1 January 2025
SFRS(I) 9 and SFRS(I) 7	<i>Amendments to SFRS(I) 9 and SFRS(I) 7: Amendments to the Classification and Measurement of Financial Instruments</i>	1 January 2026
Various	<i>Annual Improvements to IFRS</i>	1 January 2026
SFRS(I) 18	<i>Presentation and Disclosure in Financial Statements</i>	1 January 2027
SFRS(I) 19	<i>Subsidiaries without Public Accountability: Disclosures</i>	1 January 2027
SFRS(I) 10 and SFRS(I) 1-28	<i>Amendments to SFRS(I) 10 and SFRS(I) 1-28: Sale or Contribution of Assets between an Investor and its Associate or Joint Venture</i>	Yet to be determined

2(d) Significant accounting estimates and judgements

The preparation of the financial statements in conformity with SFRS(I) requires the use of judgements, estimates and assumptions that affect the reported amounts of assets and liabilities and disclosure of contingent assets and liabilities at the date of the financial statements and the reported amounts of revenues and expenses during the financial year. Although these estimates are based on management's best knowledge of current events and actions, actual results may differ from those estimates.

Estimates and underlying assumptions are reviewed on an ongoing basis. Revision to accounting estimates are recognised in the period in which the estimate is revised and in any future periods affected.

Notes to The Financial Statements

For the financial year ended 30 September 2024

2(d) Significant accounting estimates and judgements (Cont'd)

Critical accounting judgement used in applying accounting policies

Consolidation

Entities are included within the financial statements of the Group where the Group has control over the entities. Control arises from exposure, or rights, to variable returns from involvement with an entity, where the Group has the ability to affect those returns through its power over the entity. Judgement is applied by management in assessing whether control exists. Judgement is applied in determining the relevant activities of each entity and determining whether the Group has power over these activities. This involves assessment of the purpose and design of the entity, identification of the activities which significantly affect that entity's returns and how decisions are made about those activities. In assessing how decisions are made, management considers voting and veto rights, contractual arrangements with the entity or other parties, and any rights or ability to appoint, remove or direct key management personnel or entities that have the ability to direct the relevant activities of the entity. Consideration is also given to the practical ability of other parties to exercise their rights. The Company considers Chon Hua Pte Ltd ("Chon Hua"), an entity in which it holds 50% equity interest in the company as a subsidiary of the Group, as it can exercise control over the relevant business activities and is exposed to the returns from its involvement with Chon Hua, via more than 50% of the Company's representatives on the board of directors.

Sale of development properties (Note 3)

For the sale of development properties, the Group is required to assess each of its contracts with customers to determine whether performance obligations are satisfied over time or at a point in time in order to determine the appropriate method for recognising revenue. In making the assessment, the Group considered the terms of the contracts entered into with customers and the provisions of relevant laws and regulations applicable to the contracts. The assessment of whether the Group has an enforceable right to payment for performance completed to date involves judgement made in determining the enforceability of the right to payment under the legal environment of the jurisdictions where the contracts are subject to.

Significant influence over associates (Note 8)

Note 8 describes that SL Capital (1) Pte Ltd, SL Capital (3) Pte Ltd, and SL Capital (5) Pte Ltd are associates of the Group although the Group only owns 17% ownership interest in these investees. The Group has significant influences, being the power to participate in the financial and operating policies decisions of these investees, but not control or joint control based on board composition.

Deferred taxation on investment properties

The Group has assessed that its investment properties are not held under the business model whose objective is to consume substantially all of the economic benefits embodied in the investment properties over time, but rather through sale. Based on the above assessment, the presumption that the carrying amounts of investment properties measured using the fair value model are recovered entirely through sale is not rebutted. As a result, the Group has recognised deferred taxes on changes in the fair value of investment properties located in Malaysia which are subject to real property gains tax, but has not recognised any deferred taxes on changes in fair value of investment properties located in Singapore as the Group is not subject to any income taxes on the disposal of the investment properties in Singapore.

Notes to The Financial Statements

For the financial year ended 30 September 2024

2(d) Significant accounting estimates and judgements (Cont'd)

Critical accounting judgement used in applying accounting policies (Cont'd)

Income tax (Note 28)

The assessment of the amount of current and deferred tax involves estimates and assumptions and may involve a series of judgements about future events. Judgement is applied based on the interpretation of country specific tax legislation and the likelihood of settlement. The Group recognises liabilities for expected tax issues based on estimates of whether additional taxes will be due. Where the final tax outcome of these matters is different from the amounts that were initially recognised, such differences will impact the income tax and deferred tax provisions in the period in which such determination is made.

Determination of functional currency

The Group measures foreign currency transactions in the respective functional currencies of the Company and its subsidiaries. In determining the functional currencies of the entities in the Group, judgement is required to determine the currency that mainly influences sales prices for goods and services and of the country whose competitive forces and regulations mainly determines the sales prices of its goods and services. The functional currencies of the entities in the Group are determined based on management's assessment of the economic environment in which the entities operate and the entities' process of determining sales prices.

Determination of operating segments (Note 34)

Management will first identify the Chief Operating Decision Maker ("CODM"). Then it should identify their business activities (which may not necessarily earn revenue or incur expenses). Management will further determine whether discrete financial information is available for the business activities and whether that information is regularly reviewed by the CODM. Judgment is applied by management of the aggregation criteria to operating segments.

Classification of properties (Notes 4, 6 and 13)

The Group determines whether a property is classified as development property, investment property, or owner-occupied property as follows:

- Development properties comprise completed properties for sale, properties for development and properties in the course of development in the ordinary course of business. Principally, these are residential, offices and retail properties that the Group develops and intends to sell before or on completion of construction.
- Investment properties comprise offices and retail units which are not occupied substantially for use by, or in the operations of, the Group, nor for sale in the ordinary course of business, but are held primarily to earn rental income and capital appreciation.
- Owner-occupied properties comprise properties that are used by the Group in the production or supply of goods and services or for administrative services.

Notes to The Financial Statements

For the financial year ended 30 September 2024

2(d) Significant accounting estimates and judgements (Cont'd)

Key source of estimation uncertainty

Impairment of non-financial assets (Notes 4, 5 and 8)

Non-financial assets are tested for impairment whenever there is any objective evidence or indication that they may be impaired.

The recoverable amounts have been determined based on value-in-use calculations and fair value less cost of disposal. These calculations require the use of estimates. Estimating the value-in-use requires the management to make an estimate of the expected future cash flows from the cash-generating-unit (or group of cash-generating-units) and also to use many estimates and assumptions such as future market growth, forecast revenue and costs, useful lives of utilisation of the assets, discount rates and other factors.

For the fair value less costs of disposal method, the fair values of the underlying assets are estimated based on their expected selling prices and the fair values of the underlying liabilities are based on the estimated cash outflows to settle the obligations.

A decrease of 5% in the market comparable prices in deriving the recoverable amounts of the Group's and Company's non-financial assets such as property plant and equipment, right-of-use assets will not increase any impairment losses that had been provided on the Group's and the Company's non-financial assets.

Valuation of investment properties (Note 6)

The Group's investment properties and properties, plant and equipment transferred to investment properties are stated at estimated fair value based on the valuation performed by independent professional valuers using various valuation methods including the direct comparison method and residual method. The estimated fair value may differ from the price at which the Group's assets could be sold at a particular time, since actual selling prices are negotiated between willing buyers and sellers.

Information about the valuation techniques and unobservable inputs used in determining the fair value of the investment properties and properties, plant and equipment transferred to investment properties is disclosed in Note 37.

The carrying amounts of the Group's investment properties at the reporting date are disclosed in Note 6. If changes in the market comparable prices in estimating fair value of the investment properties decreases/increases by 5% from management's estimates, the Group's profit or loss before tax will decrease/increase by \$4,917,130 (2023 - \$4,719,272).

Estimation of the fair value of financial assets, at FVOCI (Note 9)

Information about the valuation techniques and unobservable inputs used in determining the fair value of the financial assets, at FVOCI is disclosed in Note 37.

The carrying amount of the Group's financial assets, at FVOCI at the reporting date is disclosed in Note 9. A 3% change in the market comparable prices in estimating fair value of this asset from management's assessment would result in the Group's other comprehensive income for the financial year to decrease/increase by \$270,270 (2023 - \$239,040).

Notes to The Financial Statements

For the financial year ended 30 September 2024

2(d) Significant accounting estimates and judgements (Cont'd)

Key source of estimation uncertainty (Cont'd)

Allowance for expected credit loss ("ECL") of trade and other receivables and contract assets (Notes 11 and 12)

Impairment of trade and other receivables and contract assets are based on an assessment of the recoverability of trade and other receivables and contract assets which mainly comprise receivable from sale of property, amounts due from associates and amounts due from subsidiaries at the Company level. The impairment provisions for trade and other receivables and contract assets are based on assumptions about risk of default and expected loss rates. The Group uses judgement in making these assumptions and selecting the inputs to the impairment calculation. The Group assesses at the end of each reporting period whether there is any expected credit loss. To determine whether there is expected credit loss, the Group considers factors such as current credit standing, payment history, probability of insolvency or significant financial difficulties of the debtor and default or significant delay in payments.

Where there is expected credit loss, the amount and timing of future cash flows are estimated based on historical loss experience for assets with similar credit risk characteristics.

The Group's and the Company's carrying amounts of trade and other receivables and contract assets at the reporting date are disclosed in Notes 11 and 12 respectively.

The Group's and the Company's credit risk exposure for trade and other receivables and contract assets are set out in Note 35.

Net realisable value of development properties (Note 13)

Development properties in the course of development and completed properties are stated at lower of cost and estimated net realisable value. When it is probable that the total development costs will exceed the total projected revenue, the amount in excess of net realisable value is recognised as an expense immediately. The process of evaluating the net realisable value of each property is subject to management judgement and the effect of assumptions in respect of development plans, timing of sale and the prevailing market conditions. Management performs cost studies for each development property, taking into account the costs incurred to date, the development status and costs to complete. Any future variation in plans, assumptions and estimates can potentially impact the carrying amounts of the respective properties.

The Group's carrying amounts of development properties are disclosed in Note 13. An increase of 5% (2023 - 5%) in the cost of the Group's development property would not lead to any diminution in value required for the Group's development properties.

Impairment of investment in subsidiaries (Note 7)

Determining whether investment in subsidiaries is impaired requires an estimation of the recoverable amount of that investment, which is higher of its fair value less cost to sell ("FVLCTS") and its value-in-use. The FVLCTS calculation is based on available data from binding sales transactions in an arm's length transaction of similar assets or observable market prices less incremental costs for disposing the asset. The value-in-use calculation requires the Company to estimate the future cash flows expected from the cash-generating units and an appropriate discount rate in order to calculate the present value of the future cash flows. Management has evaluated the recoverability of the investment based on such estimates. The carrying amounts of the Company's investment in subsidiaries at the reporting date are disclosed in Note 7. In 2024 and 2023, a decrease of 5% in the recoverable amounts will not increase any impairment losses that had been provided on the Company's investment in subsidiaries.

Notes to The Financial Statements

For the financial year ended 30 September 2024

2(d) Significant accounting estimates and judgements (Cont'd)

Key source of estimation uncertainty (Cont'd)

Revenue recognition for development properties (Note 3)

The Group recognises contract revenue based on the stage of completion for the sale of development properties where the Group has enforceable rights to payment for performance completed to date. The stage of completion is measured by reference to certifications of the value of work performed to date, physical surveys of construction work completed, and compared to the estimated total construction costs of the development projects. The Group is required to estimate the total construction costs which include estimation for variation works and any other claims from contractors. In making these estimates, the Group relies on past experience and the work of specialists. The amount of revenue recognised from development properties by the Group is therefore subject to uncertainty in respect of variation works and estimation of future costs.

The Group's revenue recognised from development properties for the year is disclosed in Note 3. If the estimated costs for variation works increase/decrease by 10% (2023 - 10%), the Group's revenue for the year will decrease/increase by \$NIL (2023 - \$2,007,109).

2(e) Material accounting policy information

Consolidation

(i) Basis of consolidation

The consolidated financial statements incorporate the financial statements of the Company and investees (including structured entities) controlled by the Company and its subsidiaries. Control is achieved when the Company or its subsidiary:

- has power over the investee;
- is exposed, or has rights, to variable returns from its involvement with the investee; and
- has the ability to use its power to affect its returns.

The Company or its subsidiary re-assesses whether or not it controls an investee if facts and circumstances indicate that there are changes to one or more of the three elements of control listed above.

When the Company or its subsidiary has less than a majority of the voting rights of an investee, it has power over the investee when the voting rights are sufficient to give it the practical ability to direct the relevant activities of the investee unilaterally. The Company or its subsidiary considers all relevant facts and circumstances in assessing whether or not the Company's or its subsidiary's voting rights in an investee are sufficient to give it power, including:

- size of the Company's or its subsidiary's holding of voting rights relative to the size and dispersion of holdings of the other vote holders;
- potential voting rights held by the Company or its subsidiary, other vote holders or other parties;
- rights arising from other contractual arrangements; and
- any additional facts and circumstances which indicate that the Company or its subsidiary has, or does not have, the current ability to direct the relevant activities at the time that decisions need to be made, including voting patterns at previous shareholders' meetings.

Notes to The Financial Statements

For the financial year ended 30 September 2024

2(e) Material accounting policy information (Cont'd)

Consolidation (Cont'd)

(i) Basis of consolidation (Cont'd)

Consolidation of a subsidiary begins when the Company or its subsidiary obtains control over the subsidiary or investee and ceases when the Company or its subsidiary loses control of the subsidiary or investee. Specifically, income and expenses of a subsidiary or an investee acquired or disposed during the year are included in the consolidated statement of profit or loss and other comprehensive income from the date the Company or its subsidiary gains control until the date when the Company or its subsidiary ceases to control the subsidiary or investee.

Profit or loss and each component of other comprehensive income are attributed to the owners of the Company and to the non-controlling interests. Total comprehensive income of subsidiaries and investees are attributed to the owners of the Company and to the non-controlling interests even if this results in the non-controlling interests having a deficit balance.

When necessary, adjustments are made to the financial statements of subsidiaries or investees to bring their accounting policies in line with the Group's accounting policies.

(ii) Changes in the Group's ownership interests in existing subsidiaries

Changes in the Group's ownership interests in subsidiaries that do not result in the Group losing control over the subsidiaries are accounted for as equity transactions. The carrying amounts of the Group's interests and the non-controlling interests are adjusted to reflect the changes in their relative interests in the subsidiaries. Any difference between the amount by which the non-controlling interests are adjusted and the fair value of the consideration paid or received is recognised directly in equity and attributed to the owners of the Company.

When the Group loses control of a subsidiary, a gain or loss is recognised in profit or loss and is calculated as the difference between (i) the aggregate of the fair value of the consideration received and the fair value of any retained interest and (ii) the previous carrying amount of the assets (including goodwill) and liabilities of the subsidiary, and any non-controlling interests. All amounts previously recognised in other comprehensive income in relation to that subsidiary are accounted for as if the Group had directly disposed of the related assets or liabilities of the subsidiary (i.e. reclassified to profit or loss or transferred to another category of equity as specified/permitted by applicable SFRS(I)). The fair value of any investment retained in the former subsidiary at the date when control is lost is regarded as the fair value on initial recognition for subsequent accounting under SFRS(I) 9, or when applicable, the cost on initial recognition of an investment in an associate.

In the Company's separate financial statements, investments in subsidiaries are carried at cost less impairment in net recoverable value that has been recognised in profit or loss. On disposal of such investments, the difference between disposal proceeds and the carrying amounts of the investments are recognised in profit or loss.

Notes to The Financial Statements

For the financial year ended 30 September 2024

2(e) Material accounting policy information (Cont'd)

Investment in associates

An associate is defined as a company, not being a subsidiary or jointly controlled entity, in which the Group has significant influence, but not control, over its financial and operating policies. Significant influence is presumed to exist when the Group holds between 20% and 50% of the voting power of another entity.

The Group accounts for its investments in associates using the equity method from the date on which it becomes an associate.

On acquisition of the investment, any excess of the cost of the investment over the Group's share of the net fair value of the investee's identifiable assets and liabilities is accounted as goodwill and is included in the carrying amount of the investment. Any excess of the Group's share of the net fair value of the investee's identifiable assets and liabilities over the cost of the investment is included as income in the determination of the entity's share of the associate's profit or loss in the period in which the investment is acquired.

Under the equity method, the investment in associates are carried in the statement of financial position at cost plus post-acquisition changes in the Group's share of net assets of the associates. The profit or loss reflects the share of results of operations of the associates. Distributions received from associates reduce the carrying amount of the investment. Where there has been a change recognised in other comprehensive income by the associates, the Group recognises its share of such changes in other comprehensive income. Unrealised gains and loss resulting from transaction between the Group and the associate are eliminated to the extent of the interest in the associates.

When the Group's share of losses in an associate equals or exceeds its interest in the associate, the Group does not recognise further losses, unless it has incurred obligations or made payments on behalf of the associate.

After application of the equity method, the Group determines whether it is necessary to recognise an additional impairment loss, on the Group's investment in associate. The Group determines at the end of each reporting period whether there is any objective evidence that the investment in the associate is impaired.

If this is the case, the Group calculates the amount of impairment as the difference between the recoverable amount of the associate and its carrying value and recognises the amount in profit or loss.

The financial statements of the associates are prepared as the same reporting date as the Company. Where necessary, adjustments are made to bring the accounting policies in line with those of the Group.

Upon loss of significant influence over the associate, the Group measures the retained interest at fair value. Any difference between the fair value of the aggregate of the retained interest and proceeds from disposal and the carrying amount of the investment at the date the equity method was discontinued is recognised in profit or loss.

The Group accounts for all amounts previously recognised in other comprehensive income in relation to that associate on the same basis as would have been required if that associate had directly disposed of the related assets or liabilities.

When an investment in an associate becomes an investment in a joint venture, the Group continues to apply the equity method and does not remeasure the retained interest.

Notes to The Financial Statements

For the financial year ended 30 September 2024

2(e) Material accounting policy information (Cont'd)

Investment in associates (Cont'd)

If the Group's ownership interest in an associate is reduced, but the Group continues to apply the equity method, the Group reclassifies to profit or loss the proportion of the gain or loss that had previously been recognised in other comprehensive income relating to that reduction in ownership interest if that gain or loss would be required to be reclassified to profit or loss on the disposal of the related assets or liabilities.

Property, plant and equipment and depreciation

All items of property, plant and equipment are initially recorded at cost. Subsequent to initial recognition, property, plant and equipment are stated at cost less accumulated depreciation and any accumulated impairment losses. Depreciation is computed utilising the straight-line method to write off the depreciable amount of these assets over their estimated useful lives as follows:

Freehold building	50 years
Renovations	5 years
Plant and equipment	3 to 5 years
Motor vehicles	5 years

No depreciation is charged on freehold land.

Depreciation of property under construction commences when the asset is ready for its intended use.

The cost of property, plant and equipment includes expenditure that is directly attributable to the acquisition of the items. Dismantlement, removal or restoration costs are included as part of the cost of property, plant and equipment if the obligation for dismantlement, removal or restoration is incurred as a consequence of acquiring or using the asset.

Subsequent expenditure relating to property, plant and equipment that have been recognised is added to the carrying amount of the asset when it is probable that future economic benefits, in excess of the standard of performance of the asset before the expenditure was made, will flow to the Group and the cost can be reliably measured. Other subsequent expenditure is recognised as an expense during the financial year in which it is incurred.

Depreciation is recognised from the date that the property, plant and equipment are installed and are ready to use, or in respect of informally constructed assets, from the date that the asset is completed and ready for use.

Depreciation methods, useful lives and residual values are reviewed, and adjusted as appropriate, at the end of each reporting period as a change in estimates.

On disposal of an item of property, plant and equipment, the difference between the disposal proceeds and its carrying amount is recognised in the profit or loss.

Notes to The Financial Statements

For the financial year ended 30 September 2024

2(e) Material accounting policy information (Cont'd)

Investment properties

Investment properties include those portions of office and industrial buildings that are held for long-term rental yields and/or for capital appreciation and land under operating leases that are held for long-term capital appreciation or for a currently indeterminate use, and where an insignificant portion is held for the Group's own occupation. Investment properties comprise completed investment properties and properties under construction or development for future use as investment properties.

Investment properties are initially recognised at cost, including transaction costs and subsequently measured at fair value, based on valuations performed by an independent professional valuer. Changes in fair values are recognised in profit or loss.

Investment properties are subject to renovations or improvements at regular intervals. The cost of major renovations and improvements is capitalised as an addition and the carrying amounts of the replaced components are written off to profit or loss. The cost of maintenance, repairs and minor improvements is charged to profit or loss when incurred.

Investment properties are de-recognised when either they have been disposed of or when the investment property is permanently withdrawn from use and no future economic benefit is expected from its disposal. On disposal or retirement of an investment property, the difference between any disposal proceeds and the carrying amount is recognised in profit or loss.

Transfers

Transfers to or from investment properties are made when there is a change in use evidenced by:

- Commencement of owner's occupation, for a transfer from investment properties to property, plant and equipment;
- Commencement of development with a view to sell, for a transfer from investment properties to development properties; or
- End of owner occupation, for a transfer from property, plant and equipment to investment properties.
- Inception of operating lease to another party, for a transfer from development properties to investment properties.

For transfer to investment property from development properties for sale, the deemed cost for subsequent accounting is the fair value at the date of change in use. For a transfer from owner occupied property to investment property, the property is measured at revalued amount and accounted for in accordance with the accounting policy for property, plant and equipment up to the date of change in use.

For transfer from development properties to investment properties, any difference between the fair value of the properties at that date and its previous carrying amount shall be recognised in profit or loss.

Notes to The Financial Statements

For the financial year ended 30 September 2024

2(e) Material accounting policy information (Cont'd)

Leases

(i) The Group as lessee

The Group assesses whether a contract is or contains a lease at inception of the contract. The Group recognises a right-of-use asset and a corresponding lease liability with respect to all lease arrangements in which it is the lessee, except for short-term leases (defined as leases with a lease term of twelve months or less) and leases of low value assets. For these leases, the Group recognises the lease payments as an operating expense on a straight-line basis over the term of the lease unless another systematic basis is more representative of the time pattern in which economic benefits from the leased assets are consumed.

(a) Lease liability

The lease liability is initially measured at the present value of the lease payments that are not paid at the commencement date, discounted by using the rate implicit in the lease. If this rate cannot be readily determined, the Group uses the incremental borrowing rate specific to the lessee. The incremental borrowing rate is defined as the rate of interest that the lessee would have to pay to borrow over a similar term and with a similar security the funds necessary to obtain an asset of a similar value to the right-of-use asset in a similar economic environment.

Lease payments included in the measurement of the lease liability comprise:

- fixed lease payments (including in-substance fixed payments), less any lease incentives;
- variable lease payments that depend on an index or rate, initially measured using the index or rate at the commencement date;
- the amount expected to be payable by the lessee under residual value guarantee;
- exercise price of purchase options, if the lessee is reasonably certain to exercise the options; and
- payments of penalties for terminating the lease, if the lease term reflects the exercise of an option to terminate the lease.

Variable lease payments that are not based on an index or a rate are not included as part of the measurement and initial recognition of the lease liability. The Group shall recognise those lease payments in profit or loss in the periods that trigger those lease payments.

For all contracts that contain both lease and non-lease components, the Group has elected to not separate lease and non-lease components and account these as one single lease component.

The lease liabilities are presented as a separate line item in the consolidated statement of financial position.

The lease liability is subsequently measured at amortised cost, by increasing the carrying amount to reflect interest on the lease liability (using the effective interest method) and by reducing the carrying amount to reflect the lease payments made.

Notes to The Financial Statements

For the financial year ended 30 September 2024

2(e) Material accounting policy information (Cont'd)

Leases (Cont'd)

(i) The Group as lessee (Cont'd)

(a) Lease liability (Cont'd)

The Group re-measures the lease liability (with a corresponding adjustment to the related right-of-use asset or to profit or loss if the carrying amount of the right-of-use asset has already been reduced to Nil) whenever:

- the lease term has changed or there is a significant event or change in circumstances resulting in a change in the assessment of exercise of a purchase option, in which case the lease liability is re-measured by discounting the revised lease payments using a revised discount rate;
- the lease payments change due to changes in an index or rate or a change in expected payment under a guaranteed residual value, in which cases the lease liability is re-measured by discounting the revised lease payments using the initial discount rate (unless the lease payments change is due to a change in a floating interest rate, in which case a revised discount rate is used); or
- a lease contract is modified and the lease modification is not accounted for as a separate lease, in which case the lease liability is re-measured by discounting the revised lease payments using a revised discount rate at the effective date of the modification.

Lease liability is re-measured with a corresponding adjustment to the right-of-use asset, or is recorded in profit or loss if the carrying amount of the right-of-use asset has been reduced to zero.

(b) Right-of-use asset

The right-of-use asset comprises the initial measurement of the corresponding lease liability, lease payments made at or before the commencement date, less any lease incentives received and any initial direct costs. They are subsequently measured at cost less accumulated depreciation and any accumulated impairment losses.

Whenever the Group incurs an obligation for costs to dismantle and remove a leased asset, restore the site on which it is located or restore the underlying asset to the condition required by the terms and conditions of the lease, a provision is recognised and measured under SFRS(I) 1-37. To the extent that the costs relate to a right-of-use asset, the costs are included in the related right-of-use asset, unless those costs are incurred to produce inventories.

Depreciation on right-of-use assets is calculated using the straight-line method to allocate their depreciable amounts over the shorter period of lease term and useful life of the underlying asset, as follows:

Motor vehicles	5 years
Plant and equipment	3 years

If a lease transfers ownership of the underlying asset or the cost of the right-of-use asset reflects that the Group expects to exercise a purchase option, the related right-of-use asset is depreciated over the useful life of the underlying asset. The depreciation starts at the commencement date of the lease.

Notes to The Financial Statements

For the financial year ended 30 September 2024

2(e) Material accounting policy information (Cont'd)

Leases (Cont'd)

(i) The Group as lessee (Cont'd)

(b) Right-of-use asset (Cont'd)

The right-of-use assets (except for those which meet the definition of investment property) are presented as a separate line item in the consolidated statement of financial position.

The Group applies SFRS(I) 1-36 to determine whether a right-of-use asset is impaired and accounts for any identified impairment loss.

(c) Short-term leases and leases of low-value assets

The Group applies the short-term lease recognition exemption to its short-term leases of staff accommodation (i.e., those leases that have a lease term of 12 months or less from the commencement date and do not contain a purchase option). Lease payments on short-term leases and leases of low value assets are recognised as expense on a straight-line basis over the lease term.

(ii) The Group as lessor

When the Group acts as a lessor, it determines at lease inception whether each lease is a finance lease or an operating lease.

To classify each lease, the Group makes an overall assessment of whether the lease transfers substantially all of the risks and rewards incidental to ownership of the underlying asset. If this is the case, then the lease is a finance lease; if not, then it is an operating lease. As part of this assessment, the Group considers certain indicators such as whether the lease is for the major part of the economic life of the asset.

At inception or on modification of a contract that contains a lease component, the Group allocates the consideration in the contract to each lease component on the basis of their relative stand-alone prices. If an arrangement contains lease and non-lease components, then the Group applies SFRS(I) 15 to allocate the consideration in the contract.

The Group recognises lease payments received from investment properties under operating leases as income on a straight-line basis over the lease term within "revenue" in profit or loss.

Any change in the scope or the consideration for a lease that is not part of the original terms and conditions of the lease is accounted for as lease modification:

- For operating leases: The Group accounts for a modification to an operating lease as a new lease from the effective date of the modification, recognising the remaining lease payments as income on either straight-line basis or another systematic basis over the remaining lease term.
- For finance leases: The Group applies the de-recognition requirements under SFRS(I) 9 to recognise the modification or de-recognition gain or loss on the net investment in the finance lease.

Notes to The Financial Statements

For the financial year ended 30 September 2024

2(e) Material accounting policy information (Cont'd)

Development properties

Development properties comprise properties under construction and completed properties for sale in the ordinary course of business, rather than for own use, rental or capital appreciation. Development properties are measured at the lower of cost and estimated net realisable value ("NRV").

Cost of development properties include:

- land cost;
- amounts paid to contractors for construction works; and
- borrowing costs, planning and design costs, costs of site preparation, professional fees, property sale taxes, development overheads and other related costs.

Lands held for future development and costs incurred for future development where no significant development has been undertaken are stated at cost less impairment loss (if any).

NRV in respect of development property under construction is assessed with reference to recently transacted sales prices at the reporting date for similar completed property, less estimated costs to complete the development property and the estimated costs necessary to make the sale, taking into account the time value of money, if material.

NRV for completed development properties for sale is assessed by reference to market conditions and prices existing at the reporting date and is determined based on comparable transactions identified for property in the same geographical market serving the same real estate segment.

Cost of sale of development properties recognised in profit or loss are determined with reference to the specific costs incurred on the property sold and an allocation of any non-specific costs based on the relative size of the property sold.

Development properties are initially stated at cost plus attributable profit less progress billings. Where costs incurred and recognised profits (less recognised losses) exceed progress billings, the balance is shown as an asset. Where progress billings exceed costs incurred plus recognised profits (less recognised losses), the balance is shown as a liability.

Financial instruments

A financial instrument is any contract that gives rise to a financial asset of one entity and a financial liability or equity instrument of another entity.

(a) Financial assets

Initial recognition and measurement

Financial assets are recognised when, only when the entity becomes party to the contractual provisions of the instruments.

Notes to The Financial Statements

For the financial year ended 30 September 2024

2(e) Material accounting policy information (Cont'd)

Financial instruments (Cont'd)

(a) Financial assets (Cont'd)

Initial recognition and measurement (Cont'd)

The classification of financial assets, at initial recognition depends on the financial asset's contractual cash flow characteristics and the Group's business model for managing them. With the exception of financial assets that do not contain a significant financing component or for which the Group has applied the practical expedient, the Group initially measures a financial asset at its fair value plus, in the case of financial asset not at fair value through profit or loss, transaction costs. Financial assets are measured at the amount of consideration to which the Group expects to be entitled in exchange for transferring promised goods or services to a customer, excluding amounts collected on behalf of third party if the financial assets do not contain a significant financing component at initial recognition.

In order for a financial asset to be classified and measured at amortised cost or fair value through OCI, it needs to give rise to cash flows that are solely payments of principal and interest ("SPPI") on the principal amount outstanding. This assessment is referred to as the SPPI test and is performed at an instrument level.

The Group's business model for managing financial assets refers to how it manages its financial assets in order to generate cash flows. The business model determines whether cash flows will result from collecting contractual cash flows, selling the financial assets, or both.

Purchase or sales of financial assets that required delivery of assets within a time frame established by regulation or convention in the market place (regular way trades) are recognised on the trade date, i.e. the date that the Group commits to purchase or sell the asset.

Subsequent measurement

For purposes of subsequent measurement, financial assets are classified in four categories:

- Financial assets at amortised cost (debt instruments)
- Financial assets at fair value through OCI with recycling of cumulative gains and losses (debt instruments)
- Financial assets designated at fair value through OCI with no recycling of cumulative gains and losses upon de-recognition (equity instruments)
- Financial assets at fair value through profit or loss

Financial assets at amortised cost (debt instruments)

Subsequent measurement of debt instruments depends on the Group's business model with the objective to hold financial assets in order to collect contractual cash flows and the contractual cash terms of the financial asset give rise on specified dates to cash flows that are solely payments of principal and interest on the principal amount outstanding on the asset.

Notes to The Financial Statements

For the financial year ended 30 September 2024

2(e) Material accounting policy information (Cont'd)

Financial instruments (Cont'd)

(a) Financial assets (Cont'd)

Financial assets at amortised cost (debt instruments) (Cont'd)

Financial assets that are held for the collection of contractual cash flows where those cash flows represent solely payments of principal and interest are measured at amortised cost. Financial assets are measured at amortised cost using the effective interest method, less impairment. Gains and losses are recognised in profit or loss when the assets are de-recognised or impaired, and through amortisation process.

The Group's financial assets at amortised cost include (i) cash and cash equivalents and (ii) trade and other receivables, excluding prepayments.

Fair value through other comprehensive income (debt instruments)

The Group and the Company do not have any investments in fair value through other comprehensive income (debt instruments).

Financial assets designated at fair value through OCI (equity instruments)

The Group subsequently measures all equity instruments at fair value. On initial recognition of an equity instrument that is not held for trading, the Group may irrevocably elect to present subsequent changes in fair value in OCI. The classification is determined on an instrument-by-instrument basis. Dividends from such investments are to be recognised in profit or loss when the Group's right to receive payments is established.

Changes in fair value of financial assets at fair value through profit or loss are recognised in profit or loss. Changes in fair value of financial assets at FVOCI are recognised in OCI are never recycled to profit or loss. Dividends are recognised as other income in the statement of profit and loss when the right of payment has been established, except when the Group benefits from such proceeds as a recovery of part of the cost of the financial asset, in which case, such gains are recorded in OCI. Equity instruments designated at fair value through OCI are not subject to impairment assessment.

The Group elected to classify irrevocably its equity investments under this category.

Financial assets at fair value through profit and loss

Assets that do not meet the criteria for amortised cost or FVOCI are measured at fair value through profit or loss. Financial assets at fair value through profit or loss include financial assets held for trading, financial assets designated upon initial recognition at fair value through profit or loss, or financial assets mandatorily required to be measured at fair value. Financial assets are classified as held for trading if they are acquired for the purpose of selling or repurchasing in the near term. Derivatives, including separated embedded derivatives, are also classified as held for trading unless they are designated as effective hedging instruments. Financial assets with cash flows that are not solely payments of principal and interest are classified and measured at fair value through profit or loss, irrespective of the business model. Notwithstanding the criteria for debt instruments to be classified at amortised cost or at FVOCI, as described above, debt instruments may be designated at fair value through profit or loss on initial recognition if doing so eliminates, or significantly reduces, an accounting mismatch. A gain or loss on a debt instruments that is subsequently measured at fair value through profit or loss and is not part of a hedging relationship is recognised in profit or loss statement in the period in which it arises. Interest income from these financial assets is included in the finance income.

Financial assets at fair value through profit or loss are carried in the statement of financial position at fair value with net changes in fair value recognised in the statement of profit or loss.

Notes to The Financial Statements

For the financial year ended 30 September 2024

2(e) Material accounting policy information (Cont'd)

Financial instruments (Cont'd)

(a) Financial assets (Cont'd)

Subsequent measurement (Cont'd)

Financial assets at fair value through profit and loss (Cont'd)

This category includes (i) investments in debt instruments that are held for trading as well as those that do not meet the criteria for classification as amortised cost or FVOCI and (ii) listed equity investments which the Group had not irrevocably elected to classify at FVOCI. Dividends on listed equity instruments are also recognised as other income in the profit or loss, when the right of payment has been established.

De-recognition

A financial asset (or, where applicable, part of a financial asset or part of a group of similar financial assets) is primarily de-recognised (i.e. removed from the Group's consolidated statement of financial position) when:

- The rights to receive cash flows from the asset have expired; or
- The Group has transferred its rights to receive cash flows from the asset or has assumed an obligation to pay the received cash flows in full without material delay to a third party under a "pass-through" arrangement; and either (a) the Group has transferred substantially all the risks and rewards of the asset, or (b) the Group has neither transferred nor retained substantially all the risks and rewards of the asset, but has transferred control of the asset.

When the Group has transferred its rights to receive cash flows from an asset or has entered into a pass-through arrangement, it evaluates if, and to what extent, it has retained the risks and rewards of ownership. When it has neither transferred nor retained substantially all of the risks and rewards of the asset, nor transferred control of the asset, the Group continues to recognise the transferred asset to the extent of its continuing involvement. In that case, the Group also recognises an associated liability. The transferred asset and the associated liability are measured on a basis that reflects the rights and obligations that the Group has retained.

Continuing involvement that takes form of a guarantee over the transferred asset is measured at the lower of the original carrying amount of the asset and the maximum amount of consideration that the Group could be required to repay.

Impairment of financial assets

The Group assesses on a forward-looking basis the expected credit losses (ECL) associated with its debt instrument assets carried at amortised cost. ECL are based on the difference between the contractual cash flows due in accordance with the contract and all the cash flows that the Group expects to receive, discounted at an approximation of the original effective interest rate. The expected cash flows will include cash flows from the sale of collateral held or other credit enhancements that are integral to the contractual terms.

Notes to The Financial Statements

For the financial year ended 30 September 2024

2(e) Material accounting policy information (Cont'd)

Financial instruments (Cont'd)

(a) Financial assets (Cont'd)

Impairment of financial assets (Cont'd)

ECLs are recognised in two stages. For credit exposures for which there has not been a significant increase in credit risk since initial recognition, ECLs are provided for credit losses that result from default events that are possible within the next 12 months (a 12-month ECL). For those credit exposures for which there has been a significant increase in credit risk since initial recognition, a loss allowance is required for credit losses expected over the remaining life of the exposure, irrespective of the timing of the default (a lifetime ECL).

For trade receivables and contract assets, the Group measures the loss allowance at an amount equal to the lifetime expected credit losses as at the reporting date, the credit risk has not increased significantly since initial recognition. Therefore, the Group does not track changes in credit risk, but instead recognises a loss allowance based on lifetime ECLs at each reporting date. The Group has established a provision matrix that is based on its historical credit loss experience, adjusted for forward-looking factors specific to the debtors and the economic environment. The internal credit ratings have been mapped to external credit ratings determined by credit rating agencies such as Moody's and Fitch, so as to determine the appropriate expected credit loss rates.

The Group considers a financial asset in default when contractual payments are past due. However, in certain cases, the Group may also consider a financial asset to be in default when internal or external information indicates that the Group is unlikely to receive the outstanding contractual amounts in full before taking into account any credit enhancements held by the Group. A financial asset is written off when there is no reasonable expectation of recovering the contractual cash flows.

Significant increase in credit risk

In assessing whether the credit risk on a financial instrument has increased significantly since initial recognition, the Group compares the risk of a default occurring on the financial instrument as at the reporting date with the risk of a default occurring on the financial instrument as at the date of initial recognition. In making this assessment, the Group considers both quantitative and qualitative information that is reasonable and supportable, including historical experience and forward-looking information that is available without undue cost or effort. Forward-looking information considered includes the future prospects of the industries in which the Group's debtors operate, obtained from economic expert reports, financial analysts, governmental bodies, relevant think-tanks and other similar organisations, as well as consideration of various external sources of actual and forecast economic information that relate to the Group's core operations, namely real estate and construction.

The remainder of this page has been intentionally left blank.

Notes to The Financial Statements

For the financial year ended 30 September 2024

2(e) Material accounting policy information (Cont'd)

Financial instruments (Cont'd)

(a) Financial assets (Cont'd)

Impairment of financial assets (Cont'd)

Significant increase in credit risk (Cont'd)

In particular, the following information is taken into account when assessing whether credit risk has increased significantly since initial recognition:

- actual or expected significant deterioration in the financial instrument's external (if available) or internal credit rating;
- significant deterioration in external market indicators of credit risk for a particular financial instrument (e.g. significant increase in the credit spread, the credit default swap prices for the debtor, or the length of time or the extent to which the fair value of a financial asset has been less than its amortised cost);
- existing or forecast adverse changes in business, financial or economic conditions that are expected to cause a significant decrease in the debtor's ability to meet its debt obligations;
- actual or expected significant deterioration in the operating results of the debtor;
- significant increases in credit risk on other financial instruments of the same debtor; and
- actual or expected significant adverse change in the regulatory, economic, or technological environment of the debtor that results in a significant decrease in the debtor's ability to meet its debt obligations.

Irrespective of the outcome of the above assessment, the Group presumes that the credit risk on a financial asset has increased significantly since initial recognition when contractual payments are more than 30 days past due, unless the Group has reasonable and supportable information that demonstrates otherwise.

Despite the foregoing, the Group assumes that the credit risk on a financial instrument has not increased significantly since initial recognition if the financial instrument is determined to have low credit risk at the reporting date. A financial instrument is determined to have low credit risk if (i) the financial instrument has a low risk of default, (ii) the borrower has a strong capacity to meet its contractual cash flow obligations in the near term and (iii) adverse changes in economic and business conditions in the longer term may, but will not necessarily, reduce the ability of the borrower to fulfil its contractual cash flow obligations. The Group considers a financial asset to have low credit risk when it has an external (if any) or internal credit rating of "investment grade" as per globally understood definition.

For financial guarantee contracts, the date that the Company becomes a party to the irrevocable commitment is considered to be the date of initial recognition for the purposes of assessing the financial instrument for impairment. In assessing whether there has been a significant increase in the credit risk since initial recognition, for financial guarantee contracts, the Company considers the changes in the risk that the specified debtor will default on the contract.

The Group regularly monitors the effectiveness of the criteria used to identify whether there has been a significant increase in credit risk and revises them as appropriate to ensure that the criteria are capable of identifying significant increase in credit risk before the amount becomes past due.

Notes to The Financial Statements

For the financial year ended 30 September 2024

2(e) Material accounting policy information (Cont'd)

Financial instruments (Cont'd)

(a) Financial assets (Cont'd)

Impairment of financial assets (Cont'd)

Definition of default

The Group considers the following as constituting an event of default for internal credit risk management purposes as historical experience indicates that the receivables which meet either of the following criteria are generally not recoverable.

- when there is a breach of financial covenants by the counterparty; or
- information developed internally or obtained from external sources indicates that the debtor is unlikely to pay its creditors, including the Group, in full (without taking into account any collaterals held by the Group).

Irrespective of the above analysis, the Group considers that default has occurred when a financial asset is more than 90 days past due unless the Group has reasonable and supportable information to demonstrate that a more lagging default criterion is more appropriate.

Credit-impaired financial assets

A financial asset is credit-impaired when one or more events that have a detrimental impact on the estimated future cash flows of that financial asset have occurred. Evidence that a financial asset is credit-impaired includes observable data about the following events:

- significant financial difficulty of the issuer or the borrower;
- a breach of contract, such as a default or past due event;
- the lender of the borrower, for economic or contractual reasons relating to the borrower's financial difficulty, having granted to the borrower a concession that the lender would not otherwise consider;
- it is becoming probable that the borrower will enter bankruptcy or other financial reorganisation; or
- the disappearance of an active market for that financial asset because of financial difficulties.

Write-off policy

The Group writes off a financial asset when there is information indicating that the counterparty is in severe financial difficulty and there is no realistic prospect of recovery (e.g. when the counterparty has been placed under liquidation or has entered into bankruptcy proceedings). Financial assets written off may still be subject to enforcement activities under the Group's recovery procedures, taking into account legal advice where appropriate. Any recoveries made are recognised in profit or loss.

Foreign exchange gains and losses

The carrying amount of financial assets that are denominated in a foreign currency is determined in that foreign currency and translated at the spot rate at the end of each reporting period.

Notes to The Financial Statements

For the financial year ended 30 September 2024

2(e) Material accounting policy information (Cont'd)

Financial instruments (Cont'd)

(b) Financial liabilities

Initial recognition and measurement

Financial liabilities are recognised initially at fair value less directly attributable transaction costs. The financial liabilities comprise borrowings, lease liabilities and trade and other payables, excluding contract liabilities.

Subsequent measurement

The measurement of financial liabilities depends on their classification, as described below:

Financial liabilities at fair value through profit or loss

Financial liabilities at fair value through profit or loss include financial liabilities held for trading and financial liabilities designated upon initial recognition as at fair value through profit or loss.

Financial liabilities are classified as held for trading if they are incurred for the purpose of repurchasing in the near term. This category also includes derivative financial instruments entered into by the Group that are not designated as hedging instruments in hedge relationships as defined by SFRS(I) 9. Separate embedded derivatives are also classified as held for trading unless they are designated as effective hedging instruments. Gains or losses on liabilities held for trading are recognised in profit or loss when changes arise.

Financial liabilities designated upon initial recognition at fair value through profit or loss are designated at the initial date of recognition, and only if the criteria in SFRS (I) 9 are satisfied.

The Group and the Company do not have financial liabilities at fair value through profit or loss.

Financial liabilities that are not carried at fair value through profit or loss

After initial recognition, financial liabilities that are not carried at fair value through profit or loss are subsequently measured at amortised cost using the effective interest method. Gains and losses are recognised in profit or loss when the liabilities are de-recognised, and through the amortisation process.

Borrowings which are due to be settled within 12 months after the end of the reporting period are included in current borrowings in the statement of financial position even though the original terms were for a period longer than twelve months and an agreement to refinance, or to reschedule payments, on a long-term basis is completed after the end of the reporting period. Borrowings to be settled within the Group's operating cycle are classified as current. Other borrowings due to be settled more than twelve months after the end of the reporting period are included in non-current borrowings in the statement of financial position.

De-recognition

A financial liability is de-recognised when the obligation under the liability is discharged or cancelled or expires. When an existing financial liability is replaced by another from the same lender on substantially different terms, or the terms of an existing liability are substantially modified, such an exchange or modification is treated as a derecognition of the original liability and the recognition of a new liability, and the difference in the respective carrying amounts is recognised in profit or loss.

Notes to The Financial Statements

For the financial year ended 30 September 2024

2(e) Material accounting policy information (Cont'd)

Contract balances

Contract assets

A contract asset is the right to consideration in exchange for goods or services transferred to the customer. If the Group performs by transferring goods or services to a customer before the customer pays consideration or before payment is due, a contract asset is recognised for the earned consideration that is conditional.

Contract liabilities

A contract liability is the obligation to transfer goods or services to a customer for which the Group has received consideration (or an amount of consideration is due) from customer. If customer pays consideration before the Group transfers good or services to the customer, a contract liability is recognised when the payment is made or the payment is due (whichever is earlier). Contract liabilities are recognised as revenue when the Group performs under the contract.

Trade receivables

A receivable represents the Group right to an amount of consideration that is unconditional i.e. only the passage of time is required before a payment of the consideration is due. Refer to accounting policies of financial assets in section Financial instruments – initial recognition and subsequent measurement.

Contract costs

The Group pays sales commission to its intermediaries for each contract that they obtain for sale of development properties. The Group has elected to apply the optional practical expedient for costs to obtain a contract which allows the Group to immediately expense sale commission because the amortisation period of the assets that the Group otherwise would have used is one year or less.

Inventories

Inventories comprise of consumables. Inventories are stated at the lower of cost and net realisable value. Costs incurred in bringing the inventories to their present location and condition are accounted for at purchased costs on a first in first out basis. Where necessary, allowance is provided for damaged, obsolete and slow-moving items to adjust the carrying value of the inventories to the lower of cost and net realisable value. Inventories for the Group consists of electrical and construction materials.

Provision is made for obsolete, slow-moving and defective inventories in arriving at the net realisable value.

Net realisable value is the estimated selling price in the ordinary course of business less the estimated costs necessary to make the sale.

Cash and cash equivalents

Cash and cash equivalents comprise cash on hand, bank deposits with financial institutions, and fixed deposits with maturities of 3 months or less from the placement date, which are subject to an insignificant risk of changes in value. These balances are readily convertible to known amounts of cash and are held to meet short-term liquidity requirements, ensuring that the Group can fulfil its operational and financial obligations as they fall due.

Notes to The Financial Statements

For the financial year ended 30 September 2024

2(e) Material accounting policy information (Cont'd)

Asset held-for-sale

Investment property is transferred to non-current asset held-for-sale when it is expected that the carrying amount will be recovered principally through sale rather than from continuing use. For this to be the case, the property must be available for immediate sale in its present condition subject only to terms that are usual and customary for sales of such property and its sale must be highly probable.

For the sale to be highly probable, the following criteria must be met:

- The board must be committed to a plan to sell the property and an active programme to locate a buyer and complete the plan must have been initiated;
- The property must be actively marketed for sale at a price that is reasonable in relation to its current fair value; and
- The sale should be expected to qualify for recognition as a completed sale within one year from the date of classification.

Share capital and treasury shares

Ordinary shares are classified as equity.

When any entity within the Group purchases the Company's ordinary shares ("treasury shares"), the carrying amount which includes the consideration paid including any directly attributable incremental cost is presented as a component within equity attributable to the Company's equity holders, until they are cancelled, sold or reissued.

When treasury shares are subsequently cancelled, the cost of treasury shares are deducted against the share capital account if the shares are purchased out of capital of the Company, or against the retained earnings of the Company if the shares are purchased out of earnings of the Company.

When treasury shares are subsequently sold or reissued, the cost of treasury shares is reversed from the treasury share account and the realised gain or loss on sales or reissue, net of any directly attributable incremental transaction costs and related income tax, is recognised in the capital reserve of the Company.

Dividends

Final dividends proposed by the directors are not accounted for in shareholders' equity as an appropriation of retained profit, until they have been approved by the shareholders in a general meeting. When these dividends have been approved by the shareholders and declared, they are recognised as a liability.

Interim dividends are simultaneously proposed and declared, because of the articles of association of the Company grant the directors the authority to declare interim dividends. Consequently, interim dividends are recognised directly as liability when they are proposed and declared.

Financial guarantees

The Company has provided guarantees to banks in respect of loan facilities granted to subsidiaries. These guarantees are financial guarantees as they require the Company to reimburse the banks if the subsidiaries fail to make principal or interest payments when due in accordance with the terms of the borrowings.

Notes to The Financial Statements

For the financial year ended 30 September 2024

2(e) Material accounting policy information (Cont'd)

Financial guarantees

Financial guarantee contracts are initially recognised at their fair values plus transaction costs. Subsequent to initial recognition, financial guarantees are recognised as income in profit or loss over the period of the guarantee. If it is probable that the liability will be higher than the amount initially recognised less amortisation, the liability is recorded at the higher amount with the difference charged to profit or loss.

Borrowings

Borrowings which are due to be settled within twelve months after the end of the reporting period are included in current borrowings in the statement of financial position even though the original terms were for a period longer than twelve months and an agreement to refinance, or to reschedule payments, on a long-term basis is completed after the end of the reporting period. Borrowings to be settled within the Company's and the Group's normal operating cycle are classified as current. Borrowings due to be settled more than twelve months after the end of reporting period are included in non-current borrowings in the statement of financial position.

Fees paid on the establishment of borrowing facilities are recognised as transaction costs of the borrowing to the extent that it is probable that some or all of the facility will be drawn down. In this case, the fee is deferred until the draw-down occurs. To the extent there is no evidence that it is probable that some or all of the facility will be drawn down, the fee is capitalised as a pre-payment for liquidity services and amortised over the period of the facility to which it relates.

Bank borrowings

Bank borrowings are recognised initially at the fair value of proceeds received less attributable transaction costs, if any. Bank borrowings are subsequently stated at amortised cost which is the initial fair value less any principal repayments. Any difference between the proceeds (net of transaction costs) and the redemption value is taken to the profit or loss over the period of the bank borrowings using the effective interest method. The interest expense is chargeable on the amortised cost over the period of the borrowings using the effective interest method.

Bank borrowings are de-recognised when the obligation is discharged, cancelled or expired. The difference between the carrying amount and the consideration paid, including any non-cash assets transferred or liabilities assumed, is recognised in profit or loss.

Borrowing costs

Borrowing costs are recognised in profit or loss using the effective interest method except for those costs that are directly attributable to the construction or development of properties and assets under construction. This includes those costs on borrowings acquired specifically for the construction or development of properties and assets under construction, as well as those in relation to general borrowings used to finance the construction or development of properties and assets under construction.

Income taxes

Income tax expense represents the sum of the tax currently payable and deferred tax.

Income tax expense represents the sum of the income tax currently payable and deferred income tax. Income tax for current and prior periods is recognised at the amount expected to be paid to or recovered from the tax authorities, using the tax rates and tax laws that have been enacted or substantially enacted by the reporting date.

Deferred income tax is provided in full, using the liability method, on temporary differences at the reporting date between the tax bases of assets and liabilities and their carrying amounts in the financial statements.

Notes to The Financial Statements

For the financial year ended 30 September 2024

2(e) Material accounting policy information (Cont'd)

Income taxes (Cont'd)

Deferred tax assets and liabilities are recognised on transactions that, on initial recognition, give rise to equal amounts of deductible and taxable temporary differences, arising from leases and decommissioning liabilities.

Deferred tax assets and liabilities are recognised for all temporary differences, except:

- Where the deferred tax arises from the initial recognition of an asset or liability in a transaction that is not a business combination and, at the time of the transaction affects neither the accounting profit nor taxable profit or loss and does not give rise to equal taxable and deductible temporary differences;
- In respect of temporary differences associated with investments in subsidiaries or associates, where the timing of the reversal of the temporary differences can be controlled by the Group and it is probable that the temporary differences will not reverse in the foreseeable future; and
- In respect of deductible temporary differences and carry-forward of unutilised tax losses, if it is not probable that taxable profits will be available against which those deductible temporary differences and carry-forward of unutilised tax losses can be utilised.

The carrying amount of deferred tax assets is reviewed at each reporting date and reduced to the extent that it is no longer probable that sufficient taxable profit will be available to allow all or part of the deferred tax asset to be utilised. Unrecognised deferred tax assets are reassessed at each reporting date and are recognised to the extent that it has become probable that future taxable profit will allow the deferred tax asset to be utilised.

Deferred tax assets and liabilities are measured at the tax rates that are expected to apply to the year when the asset is realised or the liability is settled, based on tax rates and tax laws that have been enacted or substantively enacted at the reporting date.

The Group has assessed that its investment properties are not held under the business model whose objective is to consume substantially all of the economic benefits embodied in the investment properties over time, but rather through sale. Based on the above assessment, the presumption that the carrying amounts of investment properties measured using the fair value model are recovered entirely through sale is not rebutted. As a result, the Group has recognised deferred taxes on changes in the fair value of investment properties located in Malaysia which are subject to real property gains tax, but has not recognised any deferred taxes on changes in fair value of investment properties located in Singapore as the Group is not subject to any income taxes on the disposal of the investment properties in Singapore.

Current and deferred tax are recognised as an expense or income in profit or loss, except when they relate to items that are recognised outside profit or loss (whether in other comprehensive income or directly in equity), in which case the tax is also recognised outside profit or loss, or where they arise from the initial accounting for a business combination. In the case of a business combination, the tax effect is taken into account in the accounting for the business combination.

Employee benefits

Short-term employee benefits

Short-term employee benefit obligations are measured on an undiscounted basis and are expensed as the related service is provided. A liability is recognised for the amount expected to be paid under short-term cash bonus if the Group has a present legal or constructive obligation to pay this amount as a result of past service provided by the employee, and the obligation can be estimated reliably.

Notes to The Financial Statements

For the financial year ended 30 September 2024

2(e) Material accounting policy information (Cont'd)

Employee benefits (Cont'd)

Defined contribution plans

The Company and the Group participate in the defined contribution national pension schemes as provided by the laws of the countries in which it has operations. In particular, the Singapore incorporated companies in the Group contribute to the Central Provident Fund, a defined contribution plan regulated and managed by the Government of Singapore, which applies to the majority of the employees. The contributions to national pension schemes are charged to the profit or loss in the period to which the contributions relate.

Government grants

Government grants are recognised initially as deferred income at fair value when there is reasonable assurance that they will be received and the Group will comply with the conditions associated with the grant.

Grants that compensate the Group for expenses incurred are recognised in profit or loss as other income on a systematic basis in the same periods in which the expenses are recognised. Where the grant relates to an asset, the fair value is credited to a deferred income account and is released to profit or loss over the expected useful life of the asset.

Key management personnel

Key management are those persons having the authority and responsibility for planning, directing and controlling the activities of the Group. Directors and certain executive officers are considered key management personnel.

Related parties

A related party is defined as follows:

- (a) A person or a close member of that person's family is related to the Group and the Company if that person:
 - (i) has control or joint control over the Company;
 - (ii) has significant influence over the Company; or
 - (iii) is a member of the key management personnel of the Group or the Company or of a parent of the Company.
- (b) An entity is related to the Group and the Company if any of the following conditions applies:
 - (i) the entity and the Company are members of the same group (which means that each parent, subsidiary and fellow subsidiary is related to the others);
 - (ii) one entity is an associate or joint venture of the other entity (or an associate or joint venture of a member of a group of which the other entity is a member);
 - (iii) both entities are joint ventures of the same third party;

Notes to The Financial Statements

For the financial year ended 30 September 2024

2(e) Material accounting policy information (Cont'd)

Related parties (Cont'd)

- (b) An entity is related to the Group and the Company if any of the following conditions applies (Cont's):
- (iv) one entity is a joint venture of a third entity and the other entity is an associate of the third entity;
 - (v) the entity is a post-employment benefit plan for the benefit of employees of either the Company or an entity related to the Company. If the Company is itself such a plan, the sponsoring employers are also related to the Company;
 - (vi) the entity is controlled or jointly controlled by a person identified in (a);
 - (vii) a person identified in (a)(i) has significant influence over the entity or is a member of the key management personnel of the entity (or of a parent of the entity); or
 - (viii) the entity, or any member of a group of which it is a part, provides key management personnel services to the reporting entity or to the parent of the reporting entity.

Impairment of non-financial assets

As at each reporting date, the Group reviews the carrying amounts of its tangible and intangible assets to determine whether there is any indication that those assets have suffered an impairment loss. If any such indication exists, the recoverable amount of the asset is estimated in order to determine the extent of the impairment loss (if any). Where it is not possible to estimate the recoverable amount of an individual asset, the Group estimates the recoverable amount of the cash-generating unit to which the asset belongs. Where a reasonable and consistent basis of allocation can be identified, corporate assets are also allocated to individual cash-generating units, or otherwise they are allocated to the smallest group of cash-generating units for which a reasonable and consistent allocation basis can be identified. If any such indication exists, the asset's recoverable amount is estimated.

Recoverable amount is the higher of fair value less costs to sell and value-in-use. In assessing value in use, the estimated future cash flows are discounted to their present value using a pre-tax discount rate that reflects current market assessments of the time value of money and the risks specific to the asset for which the estimates of future cash flows have not been adjusted.

If the recoverable amount of an asset (or cash-generating unit) is estimated to be less than its carrying amount, the carrying amount of the asset (cash-generating unit) is reduced to its recoverable amount. An impairment loss is recognised immediately in profit or loss, unless the relevant asset is carried at a revalued amount, in which case the impairment loss is treated as a revaluation decrease.

Where an impairment loss subsequently reverses, the carrying amount of the asset (cash-generating unit) is increased to the revised estimate of its recoverable amount, but so that the increased carrying amount does not exceed the carrying amount that would have been determined had no impairment loss been recognised for the asset (cash-generating unit) in prior years. A reversal of an impairment loss is recognised immediately in profit or loss, unless the relevant asset is carried at a revalued amount, in which case the reversal of the impairment loss is treated as a revaluation increase.

Intangible assets with indefinite useful lives and intangible assets not yet available for use are tested for impairment annually, and whenever there is an indication that the asset may be impaired.

Notes to The Financial Statements

For the financial year ended 30 September 2024

2(e) Material accounting policy information (Cont'd)

Revenue recognition

Revenue is recognised when the Group satisfies a performance obligation by transferring a promised good or extending a service to the customer, which is when the customer obtains control of the good or derived benefits from the usage of the service. A performance obligation may be satisfied at a point in time or over time. If a performance obligation is satisfied over time, the revenue is recognised based on the percentage of completion reflecting the progress towards complete satisfaction of that performance obligation. The amount of revenue recognised is the amount allocated to the satisfied performance obligation. Revenue is measured based on the consideration specified in a contract with a customer and excludes amounts collected on behalf of third parties.

Sale of development properties

Revenue from sale of development properties is recognised when or as the control of the asset is transferred to the customer. Depending on the terms of the contract and the laws that apply to the contract, control of the asset may transfer at a point in time or over time.

For development properties where the Group does not have an enforceable right to payment for performance completed to date, revenue is recognised when the customer obtains control of the asset, such as when the property is accepted by the customer, or deemed as accepted according to the contract, or when title has passed to the customer.

For development properties where the Group is restricted contractually from directing the properties for another use as they are being developed and has an enforceable right to payment for performance completed to date, revenue is recognised over time, based on the Group's efforts or inputs to the satisfaction of the performance obligation, by reference to the stage of completion of the properties. The percentage of completion is measured by reference to the physical surveys of construction work completed. Costs incurred that are not related to the contract or that do not contribute towards satisfying a performance obligation are excluded from the measure of progress and instead are expensed as incurred.

Progress billings to the customers are based on a payment schedule in the contract and are typically triggered upon achievement of specified construction milestones. A contract asset is recognised when the Group has performed under the contract but has not yet billed the customer. Conversely, a contract liability is recognised when the Group has not yet performed under the contract but has received advanced payments from the customer. Contract assets are transferred to receivables when the rights to consideration become unconditional. Contract liabilities are recognised as revenue as the Group performs under the contract.

The Group will capitalise the costs as contract costs assets only if the costs relate directly to the contract, generate or enhance resources used in satisfying the contract and are expected to be recovered. Other contract costs are expensed as incurred.

Capitalised contract costs are subsequently amortised on a systematic basis as the Group recognises the related revenue. An impairment loss is recognised in profit or loss to the extent that the carrying amount of the capitalised contract costs exceeds the remaining amount of consideration that the Group expects to receive in exchange for the goods or services to which the contract costs relates less the costs that relate directly to providing the goods and that have not been recognised as expenses.

The period between the transfer of the promised goods and payment by the customer may exceed one year. For such contracts, the Group adjusts the promised amount of consideration for the effect of a financing component, if significant.

Notes to The Financial Statements

For the financial year ended 30 September 2024

2(e) Material accounting policy information (Cont'd)

Revenue recognition (Cont'd)

Estimates of revenues, costs or extent of progress toward completion are revised if circumstances change. Any resulting increases or decreases in estimated revenues or costs are reflected in the profit or loss in the period in which the circumstances that give rise to the revision become known by management.

Construction revenue

The Group principally operates fixed price contracts. Contract revenue and contract costs are recognised over time by measuring the progress towards complete satisfaction of performance obligations. The measure of progress is determined based on the value of work performed relative to the total contract value as determined by physical surveys of work performed ("output method").

When the outcome of the construction contract can be estimated reliably, contract revenue and costs are recognised in profit or loss in proportion to the stage of completion of the contract. The stage of completion is determined by reference to surveys of completion work performed, which provide a reliable measure of progress.

When the outcome of the construction contract cannot be estimated reliably, contract revenue is recognised to the extent of contract costs incurred that are likely to be recoverable. When it is probable that total contract costs will exceed total contract revenue, the expected loss is recognised as an expense immediately.

Contract revenue includes the initial amount agreed in the contract plus any variations in contract work and claims, to the extent that it is probable that those additions will result in revenue and can be measured reliably. The stage of completion of the contract is measured by reference to the surveys of work performed.

Interest income

Interest income, including income arising from finance leases and other financial instruments, is recognised on an accrual basis based on the effective interest method.

Rental income from investment properties

The Group leases out its investment properties under operating leases and recognises rental income proportionately over the lease term. The aggregate costs of incentives provided to lessees are recognised as a reduction of rental income over the lease term on a straight-line basis. Rental payments received in advance are recorded as unearned income and amortised proportionately over the lease term using the straight-line method. Deposits received from tenants are recorded as part of other current liabilities.

Dividend income

Dividend income is recognised when the right to receive payment is established.

Functional currency

Items included in the financial statements of each entity in the Group are measured using the currency of the primary economic environment in which the entity operates ("functional currency"). The financial statements of the Group and the Company are presented in Singapore Dollar ("SGD"), which is also the functional currency of the Company.

Notes to The Financial Statements

For the financial year ended 30 September 2024

2(e) Material accounting policy information (Cont'd)

Foreign currency (cont'd)

Foreign currency transactions and balances

Transactions in a currency other than the functional currency ("foreign currency") are translated into the functional currency using the exchange rates at the dates of the transactions. Currency translation differences resulting from the settlement of such transactions and from the translation of monetary assets and liabilities denominated in foreign currencies at the closing rates at the reporting date are recognised in profit or loss.

Non-monetary items measured at fair values in foreign currencies are translated using the exchange rates at the date when the fair values are determined. Non-monetary items that are measured in terms of historical cost in a foreign currency are translated using the exchange rates at the date of the transactions.

Foreign operations

The assets and liabilities of foreign operations are translated to Singapore Dollar at exchange rates at the end of the reporting period. The income and expenses of foreign operations are translated to Singapore Dollar at average exchange rates.

Foreign currency differences are recognised in other comprehensive income and presented in the foreign currency translation reserve in equity. When a foreign operation is disposed of such that control, significant influence or joint control is lost, the cumulative amount in the translation reserve related to that foreign operation is reclassified to profit or loss as part of the gain or loss on disposal. When the Group disposes of only part of its interest in a subsidiary that includes a foreign operation while retaining control, the relevant proportion of the cumulative amount is reattributed to non-controlling interests.

Group entities

The results and financial position of all the Group entities (none of which has the currency of a hyperinflationary economy) that have a functional currency different from the presentation currency are translated into the presentation currency as follows:

- (i) Assets and liabilities are translated at the closing exchange rates at the end of the reporting period;
- (ii) Income and expenses for each statement presenting profit and loss and other comprehensive income (i.e. including comparatives) shall be translated at exchange rates at the dates of the transactions; and
- (iii) All resulting exchange differences are recognised in other comprehensive income and accumulated in the foreign currency translation reserve.

On the disposal of a foreign operation (i.e. a disposal of the Group's entire interest in a foreign operation or a disposal involving loss of control over a subsidiary that includes a foreign operation), all of the accumulated exchange differences in respect of that foreign operation attributable to the Group are reclassified to profit or loss. Any exchange differences that have previously been attributed to non-controlling interests are derecognised, but they are not reclassified to profit or loss.

Notes to The Financial Statements

For the financial year ended 30 September 2024

2(e) Material accounting policy information (Cont'd)

Earnings per share

The Group presents basic and diluted earnings per share data for its ordinary shares. Basic earnings per share is calculated by dividing the profit or loss attributable to ordinary shareholders of the Company by the weighted-average number of ordinary shares outstanding during the year, adjusted for own shares held.

Diluted earnings per share is determined by adjusting the profit or loss attributable to ordinary shareholders and the weighted-average number of ordinary shares outstanding, adjusted for own shares held, for the effects of all dilutive potential ordinary shares.

Segment reporting

A business segment is a distinguishable component of the Group engaged in providing products or services that are subject to risks and returns that are different from those of other business segments. A geographical segment is a distinguishable component of the Group engaged in providing products or services within a particular economic environment that is subject to risks and returns that are different from those of segments operating in other economic environments.

Operating segments are reported in a manner consistent with the internal reporting provided to the executive committee whose members are responsible for allocating resources and assessing performance of the operating segments.

Current and non-current classification

The Group presents assets and liabilities in the statements of financial position based on current or non-current classification. An asset is current when it is:

- expected to be realised or intended to be sold or consumed in the normal operating cycle;
- held primarily for the purpose of trading;
- expected to be realised within twelve months after the reporting period; or
- cash or cash equivalent unless restricted from being exchanged or used to settle a liability for at least twelve months after the reporting period.

All other assets are classified as non-current.

A liability is current when:

- it is expected to be settled in the normal operating cycle;
- it is held primarily for the purpose of trading;
- it is due to be settled within twelve months after the reporting period; or
- there is no unconditional right to defer the settlement of the liability for at least twelve months after the reporting period.

The terms of the liability that could, at the option of the counterparty, result in its settlement by the issue of equity instruments do not affect its classification. The Group classifies all other liabilities as non-current.

Deferred tax assets and liabilities are classified as non-current assets and liabilities.

Notes to The Financial Statements

For the financial year ended 30 September 2024

2(e) Material accounting policy information (Cont'd)

Fair value measurement

Fair value is the price that would be received to sell an asset or paid to transfer a liability in an orderly transaction between market participants at the measurement date. The fair value measurement is based on the presumption that the transaction to sell the asset or transfer the liability takes place either in the principal market for the asset or liability, or in the absence of a principal market, in the most advantageous market for the asset or liability. The principal or the most advantageous market must be accessible by the Group.

The fair value of an asset or a liability is measured using the assumptions that market participants would use when pricing the asset or liability, assuming that market participants act in their economic best interest. A fair value measurement of a non-financial asset takes into account a market participant's ability to generate economic benefits by using the asset in its 'highest and best use' or by selling it to another market participant that would use the asset in its 'highest and best use'.

The Group uses valuation techniques that are appropriate in the circumstances and for which sufficient data are available to measure fair value, maximising the use of relevant observable inputs and minimising the use of unobservable inputs.

Fair value for measurement and/or disclosure purposes in these financial statements is determined on such a basis, except for share-based payment transactions that are within the scope of SFRS(I) 2 Share-based Payment, leasing transactions that are within the scope of SFRS(I) 16 Leases, and measurements that have some similarities to fair value but are not fair value, such as net realisable value in SFRS(I) 1-2 Inventories or value-in-use in SFRS(I) 1-36 Impairment of Assets.

All assets and liabilities for which fair value is measured or disclosed in the financial statements are categorised within the fair value hierarchy, described as follows, based on the lowest level input that is significant to the fair value measurement as a whole:

- Level 1 - Quoted (unadjusted) market prices in active markets for identical assets or liabilities;
- Level 2 - Valuation techniques for which the lowest level inputs that are significant to the fair value measurement are directly or indirectly observable; and
- Level 3 - Valuation techniques for which the lowest level inputs that are significant to the fair value measurement are unobservable.

The remainder of this page has been intentionally left blank.

Notes to The Financial Statements

For the financial year ended 30 September 2024

3 Revenue

Revenue for the Group includes sale of completed development properties and development properties under construction under "Property Development", rental income and construction contract income excluding inter-Group transactions and applicable goods and services tax.

The Group derives revenue from transfer of goods and services over time and at a point in time as follows:

	2024			2023		
	At a point in time	Over time	Total	At a point in time	Over time	Total
The Group	\$	\$	\$	\$	\$	\$
Property development	9,210,000	-	9,210,000	-	20,071,086	20,071,086
Construction revenue	-	252,134	252,134	90,020	197,542	287,562
Revenue from contracts with customers	9,210,000	252,134	9,462,134	90,020	20,268,628	20,358,648
Rental income			1,187,901			934,276
Total revenue			<u>10,650,035</u>			<u>21,292,924</u>

The remainder of this page has been intentionally left blank.

Notes to The Financial Statements

For the financial year ended 30 September 2024

4 Property, plant and equipment

	Freehold land	Freehold building	Renovations	Plant and equipment	Motor vehicles	Total
The Group	\$	\$	\$	\$	\$	\$
Cost						
At 1 October 2022	915,891	1,104,560	629,617	1,735,530	249,262	4,634,860
Additions	-	-	-	36,863	-	36,863
Disposals and write off	-	-	(9,540)	(360,442)	-	(369,982)
Exchange differences on translation	-	-	(166)	(12,531)	(1,643)	(14,340)
At 30 September 2023	915,891	1,104,560	619,911	1,399,420	247,619	4,287,401
Additions	-	-	-	24,209	36,660	60,869
Disposals and write off	-	-	-	(44,950)	-	(44,950)
Reclassification from right-of-use asset (1) (Note 5)	-	-	-	-	205,083	205,083
Exchange differences on translation	-	-	13	53	1,790	1,856
At 30 September 2024	915,891	1,104,560	619,924	1,378,732	491,152	4,510,259
Accumulated depreciation						
At 1 October 2022	-	206,024	623,294	1,410,514	220,875	2,460,707
Depreciation for the year	-	21,362	974	147,392	9,111	178,839
Disposals and write off	-	-	(4,520)	(333,448)	-	(337,968)
Exchange differences on translation	-	-	(100)	(15,133)	(1,246)	(16,479)
At 30 September 2023	-	227,386	619,648	1,209,325	228,740	2,285,099
Depreciation for the year	-	21,364	179	107,060	11,795	140,398
Disposals and write off	-	-	-	(44,950)	-	(44,950)
Reclassification from right-of-use asset (1) (Note 5)	-	-	-	-	177,324	177,324
Exchange differences on translation	-	-	12	50	1,659	1,721
At 30 September 2024	-	248,750	619,839	1,271,485	419,518	2,559,592
Net book value						
At 30 September 2024	915,891	855,810	85	107,247	71,634	1,950,667
At 30 September 2023	915,891	877,174	263	190,095	18,879	2,002,302

- 1) During the current financial year, the Group had fully repaid the financial lease liability for a motor vehicle under hire purchase arrangement. Upon the completion of the repayment, the motor vehicle is reclassified from right-of-use asset to property, plant and equipment.

Notes to The Financial Statements

For the financial year ended 30 September 2024

4 Property, plant and equipment (Cont'd)

As at 30 September 2024, freehold land and buildings with a total carrying amount of \$1,771,701 (2023 - \$1,793,065) were pledged to certain banks to secure bank borrowings and credit facilities for the Group (Note 21).

The properties held by the Group as at 30 September 2024 are as follows:

Location	Tenure	Sqm	Use of property
3 Kim Chuan Lane, Goodland Group Building, Singapore, Level 7	Estate in Perpetuity (Freehold)	636*	Corporate Headquarters

* Total Strata Floor Area (including Mezzanine and Strata Void Area)

5 Right-of-use assets

	Motor vehicles	Plant and equipment	Total
	\$	\$	\$
The Group			
Cost			
At 1 October 2022	545,892	-	545,892
Disposals	212,647	55,000	267,647
At 30 September 2023	758,539	55,000	813,539
Reclassified to property, plant and equipment (1) (Note 4)	(205,083)	-	(205,083)
At 30 September 2024	553,456	55,000	608,456
Accumulated depreciation			
At 1 October 2022	381,224	-	381,224
Depreciation for the year	68,106	11,000	79,106
At 30 September 2023	449,330	11,000	460,330
Depreciation for the year	75,632	11,000	86,632
Reclassified to property, plant and equipment (1) (Note 4)	(177,324)	-	(177,324)
At 30 September 2024	347,638	22,000	369,638
Carrying amount			
At 30 September 2024	205,818	33,000	238,818
At 30 September 2023	309,209	44,000	353,209

(1) During the financial year, the Group had fully repaid the financial lease liability for a motor vehicle under hire purchase arrangement. Upon the completion of the repayment, the motor vehicle is reclassified from right-of-use asset to property, plant and equipment.

Information about the Group's leasing activities are disclosed in Note 32.

As at 30 September 2024, the carrying amount of motor vehicles and plant & equipment held under hire purchase arrangements for the Group amounted to \$205,818 and \$33,000 (2023 - \$309,209 and \$44,000) respectively.

Notes to The Financial Statements

For the financial year ended 30 September 2024

6 Investment properties

	30 September 2024	30 September 2023
The Group	\$	\$
At fair value:		
At beginning of year	94,385,435	92,961,002
Fair value gain recognised in profit or loss (Notes 23 and 26)	3,910,000	2,540,000
Reclassified to Asset held-for-sale (Note 16)	(1,180,000)	-
Exchange differences on translation	1,227,159	(1,115,567)
At end of year	98,342,594	94,385,435

As at 30 September 2024, investment properties with a total carrying amount of \$80,770,000 (2023 - \$76,860,000) were pledged to certain banks to secure bank borrowings and credit facilities for the Group (Note 21).

Investment properties of the Group are leased to non-related parties under operating leases.

The following amounts are recognised in the Group's profit or loss during the financial year:

	30 September 2024	30 September 2023
The Group	\$	\$
Rental income	1,187,901	934,276
Direct operating expenses arising from investment properties that generated rental income	280,105	239,345
Direct operating expenses arising from investment properties that did not generate rental income	23,910	61,300

The remainder of this page has been intentionally left blank.

Notes to The Financial Statements

For the financial year ended 30 September 2024

6 Investment properties (Cont'd)

The details of the investment properties held by the Group as at 30 September 2024 and 2023 are as follows:

Description and location	Land tenure	Approximate floor area (square meters)	Group's effective interest	
			2024 %	2023 %
Residential apartment 23 Amber Road #02-06 The Aristo@Amber, Singapore	Estate in Fee Simple (Freehold)	69	100	100
6-storey commercial cum residential building, 18 Roberts Lane Goodland Building, Singapore	Estate in Fee Simple (Freehold)	952	100	100
8-storey industrial building, 3 Kim Chuan Lane, Levels 1 to 6 and 8 Goodland Group Building, Singapore	Estate in Perpetuity (Freehold)	4,468	100	100
Factory unit 29 Hillview Terrace #05-06 Hillview Warehouse, Singapore ⁽¹⁾	Estate in Perpetuity (Freehold)	164	100	100
Commercial development, Off Jalan Simpang Pulai/Gopeng, Perak Darul Ridzuan, Malaysia	Leasehold expiring on 8 April 2114	20,561	70	70

As at 30 September 2024, the fair value of the Group's investment properties are based on valuations performed by CKS Property Consultants Pte Ltd, GB Global Pte Ltd and JB Jurunilai Bersekutu Sdn Bhd., accredited independent valuers. CKS Property Consultants Pte Ltd, GB Global Pte Ltd and JB Jurunilai Bersekutu Sdn Bhd. are well-known real estate specialists which value the subject types of the Group's investment properties and apply valuation models consistent with that recommended by the International Valuation Standards Committee.

The Group's investment properties are valued using the direct comparison method and/or the residual method. The direct comparison method involves the analysis of comparable sales of similar properties and adjusting prices to those reflective of the investment properties.

In the residual method of valuation, the total gross development costs and developer's profit are deducted from the gross development value to arrive at the residual value of land. The gross development value is the estimated value of the property assuming satisfactory completion of the development as at the date of valuation.

Further information regarding the fair value measurement of the Group's investment properties are provided in Note 37.

(1) Reclassified to asset held-for-sale (Note 16)

Notes to The Financial Statements

For the financial year ended 30 September 2024

7 Subsidiaries

	30 September 2024	30 September 2023
The Company	\$	\$
Investment in unquoted equity shares, at cost		
At beginning	9,271,625	10,271,625
Additions	999,000	-
Written off	-	(1,000,000)
At end	10,270,625	9,271,625
Less: Accumulated impairment loss		
At beginning	(391,377)	(1,391,377)
Written off	-	1,000,000
At end	(391,377)	(391,377)
Carrying amount	9,879,248	8,880,248

Impairment testing of investments in subsidiaries

For the financial years ended 30 September 2024 and 2023, management of the Company had carried out an impairment assessment over the investments in subsidiaries and identified significant cash generating units ("CGUs"). These were considered to have indications of possible impairment indicators at 30 September 2024 and 2023 as they were in a loss-making position and having negative net worth for the past few years.

As at 30 September 2024, the carrying amount of the investments in subsidiaries amounted to \$ 9,879,248 (2023 - \$8,880,248). As at 30 September 2024, the recoverable amounts of subsidiaries were determined based on the higher of fair value less cost to sell and value-in-use. The fair value less cost to sell was determined based on the financials of the subsidiaries which comprised mainly cash balances, trade and other receivables and trade and other payables which were current and approximated fair value at year end. Based on the impairment testing, no impairment was required for the financial years ended 30 September 2024 and 2023.

The remainder of this page has been intentionally left blank.

Notes to The Financial Statements

For the financial year ended 30 September 2024

7 Subsidiaries (Cont'd)

The investments in subsidiaries held by the Company at 30 September 2024 and 2023 are as follows:

Name	Country of incorporation	Ownership interest		Principal activities
		2024 %	2023 %	
Held by the Company				
Goodland Development Pte. Ltd. ⁽¹⁾	Singapore	100	100	Real estate development and general contractors
Goodland Investments Pte. Ltd. ⁽¹⁾	Singapore	100	100	Investment holding and real estate development
Goodland Capital Pte. Ltd. ⁽¹⁾	Singapore	100	100	Investment holding
Goodland Group Construction Pte. Ltd. ⁽¹⁾	Singapore	100	100	General building contractors
GPM Builders Pte. Ltd. ⁽¹⁾	Singapore	100	100	General building contractors
Goodland Group Construction Sdn. Bhd. ⁽²⁾	Malaysia	100	100	General building contractors
Banyan Housing Development Sdn. Bhd. ⁽²⁾	Malaysia	72	72	Real estate development
Goodland Assets Pte. Ltd. ⁽¹⁾	Singapore	100	100	Real estate development and investment holding
GLG Global Sdn. Bhd. ^{(2),(3)}	Malaysia	1	1	Real estate development
Goodland Glory Pte. Ltd. ⁽¹⁾	Singapore	100	100	Investment holding
GLG (Cambodia) Investments Pte. Ltd. ⁽¹⁾	Singapore	100	100	Real estate development and investment holding
GLG International Investments Pte. Ltd. ⁽¹⁾	Singapore	100	100	Real estate development and investment holding
GLG Homes Pte. Ltd. ⁽¹⁾	Singapore	100	100	Real estate development and investment holding
GLG Capital Pte. Ltd. ^{(1),(4)}	Singapore	100	100	Real estate development and investment holding
GLSL (1) Pte. Ltd. ⁽¹⁾	Singapore	100	100	Real estate development
Goodland Da-Qiao Pte. Ltd. ⁽¹⁾	Singapore	51	51	Real estate development and investment holding
Goodland Citrine Pte. Ltd. ⁽¹⁾	Singapore	100	100	Real estate development and investment holding
Citrine Plasterceil Pte. Ltd. ⁽¹⁾	Singapore	100	100	General building contractors
Citrine Asia Capital Pte. Ltd. ⁽¹⁾	Singapore	51	51	Other holding and commercial and industrial real estate management
PEG East Pte. Ltd. ⁽¹⁾	Singapore	100	100	Real estate development and management
PEG West Pte. Ltd. ⁽¹⁾	Singapore	100	100	Real estate development and management
Mastron Capital Pte. Ltd. ⁽¹⁾	Singapore	51	51	Other holding and general building contractor

Notes to The Financial Statements

For the financial year ended 30 September 2024

7 Subsidiaries (Cont'd)

Name	Country of incorporation	Ownership interest		Principal activities
		2024 %	2023 %	
Held by Goodland Capital Pte. Ltd.				
Citrine Assets Pte. Ltd. ⁽¹⁾	Singapore	100	100	Investment holding
Held by Citrine Assets Pte. Ltd.				
T City (Ipoh) Sdn. Bhd. ⁽²⁾	Malaysia	70	70	Real estate development
Held by Goodland Development Pte. Ltd.				
GLG Properties Pte.Ltd. ⁽¹⁾	Singapore	100	100	Real estate development
Held by Banyan Housing Development Sdn. Bhd.				
GLG Global Sdn. Bhd. ^{(2),(3)}	Malaysia	99	99	Real estate development
Held by Mastron Capital Pte. Ltd.				
Mastron Synergy Pte. Ltd. ⁽¹⁾	Singapore	100	100	Electrical works and general building contractor
Held by PEG West Pte. Ltd.				
Chon Hua Pte Ltd ⁽⁵⁾	Singapore	-	50	Real estate development

(1) Audited by Foo Kon Tan LLP, a member of HLB International.

(2) Audited by Baker Tilly Monterio Heng PLT, Malaysia, a member firm of Baker Tilly International Ltd.

(3) 1% of GLG Global Sdn. Bhd.'s ("GLGGSB") shareholding is held by Goodland Group Limited ("GGL"), 99% of GLGGSB shareholding is held by Banyan Housing Development Sdn. Bhd. ("BHDSB"). Total shareholding is 100%. Therefore, GLGGSB is treated as a subsidiary of GGL.

(4) During the year, the subsidiary issued an additional 999,000 ordinary shares at \$1.00 each to the Company for a total consideration of S\$999,000. The shares are fully subscribed by Goodland Group Limited, the immediate and ultimate holding company.

(5) Acquired on 13 October 2021 via subscription of 2,500 new ordinary shares at a consideration of \$2,500. The Company considers Chon Hua Pte Ltd ("Chon Hua"), an entity in which it holds 50% equity interest as a subsidiary of the Group, as it can exercise control over the relevant business activities and is exposed to the returns from its involvement with Chon Hua, via more than 50% of the Company's representatives on the board of directors. During the year, Chon Hua is disposed of at consideration of S\$2,500.

The remainder of this page has been intentionally left blank.

Notes to The Financial Statements

For the financial year ended 30 September 2024

7 Subsidiaries (Cont'd)

The table below shows details of non-wholly owned subsidiaries of the Group that have material non-controlling interest:

Name of subsidiary	Place of incorporation and principal place of business	Proportion of ownership interests and voting rights held by non-controlling interests		Profit/(Loss) allocated to non-controlling interests		Total comprehensive income for the year allocated to non-controlling interests		Accumulated non-controlling interests	
		2024	2023	2024	2023	2024	2023	2024	2023
		%	%	\$	\$	\$	\$	\$	\$
T City (Ipoh) Sdn. Bhd.	Malaysia	30	30	17,368	(9,237)	3,255,181	(3,004,736)	49,629,578	46,374,397
Other individually non-significant subsidiaries with NCI				10,407	(60,951)	10,407	(58,405)	674,945	664,538
				27,775	(70,188)	3,265,588	(3,063,141)	50,304,523	47,038,935

Summarised financial information in respect of Group subsidiaries that have a material non-controlling interest (NCI) not adjusted for the percentage of equity interest held by the Group is set out below:

	2024	2023
	T City (Ipoh) Sdn. Bhd.	T City (Ipoh) Sdn. Bhd.
	\$	\$
The Group		
Current assets	157,545,966	147,213,061
Non-current assets	18,744,599	17,517,526
Current liabilities	(2,140,116)	(1,947,034)
Non-current liabilities	(8,718,524)	(8,202,230)
Net assets	165,431,925	154,581,323
Net assets attributable to NCI	49,629,578	46,374,397
Profit/(loss) for the year	57,893	(30,791)
Other comprehensive income/(loss)	10,792,709	(9,984,997)
Total comprehensive income/(loss)	10,850,602	(10,015,788)
Attributable to NCI:		
- Profit/(loss)	17,368	(9,237)
- Other comprehensive income ("OCI")	3,237,813	(2,995,499)
Total comprehensive income/(loss)	3,255,181	(3,004,736)
Cash flows generated from/(used in):		
- Operating activities	4,634	(127,743)
- Investing activities	-	-
- Financing activities	-	-
Net changes in cash and cash equivalents	4,634	(127,743)

Notes to The Financial Statements

For the financial year ended 30 September 2024

8 Associates

The Group	30 September 2024 \$	30 September 2023 \$
Unquoted equity investments, at cost		
- At the beginning and end of the year	852,990	852,990
Share of post-acquisition profits, net of dividends received	5,250,261	12,397,591
	6,103,251	13,250,581

Impairment testing of investment in associates

For the financial years ended 30 September 2024 and 2023, management had carried out an impairment assessment over the investment in associates. Based on the assessment, no impairment is required.

Details of the associates are as follows:

Name	Country of incorporation	Ownership interest		Principal activities
		2024 %	2023 %	
RGL Equity (Siem Reap) Co., Ltd. ⁽¹⁾	Cambodia	49	49	Real estate investment and development
SL Capital (1) Pte. Ltd. ⁽¹⁾	Singapore	17	17	Property developer
SL Capital (3) Pte. Ltd. ⁽¹⁾	Singapore	17	17	Property developer
SL Capital (5) Pte. Ltd. ⁽¹⁾	Singapore	17	17	Property developer

(1) Reviewed by Foo Kon Tan LLP for group consolidation purposes

Although the Group owned 17% equity interest in SL Capital (1) Pte. Ltd., SL Capital (3) Pte. Ltd. and SL Capital (5) Pte. Ltd., the Group has the ability to exercise significant influence, but not control, over its financial and operating policies, via the Group's director appointed as a director in the board of the associates and forming 20% of the board of directors.

All these associates are accounted for using the equity method in these consolidated financial statements. The Group has 2 (2023 - 3) associates that are material and 2 (2023 - 1) associate that is individually immaterial to the Group.

The remainder of this page has been intentionally left blank.

Notes to The Financial Statements

For the financial year ended 30 September 2024

8 Associates (Cont'd)

The summarised financial information of associates, not adjusted for the percentage of equity interest held by the Group, is as follows:

The Group	RGL Equity (Siam Reap Co., Ltd. \$	SL Capital (1) Pte. Ltd. \$	SL Capital (3) Pte. Ltd. \$	SL Capital (5) Pte. Ltd. \$	Total \$
2024					
(A) Statement of financial position:					
Current assets	4,008,252	1,371,853	49,043,587	43,491,061	97,914,753
Non-current assets	-	-	-	-	-
Current liabilities	(4,169,740)	(204,748)	(34,486,340)	(23,900,361)	(62,761,189)
Non-current liabilities	-	-	-	-	-
Net assets attributable to investee's shareholders	(161,488)	1,167,105	14,557,247	19,590,700	35,153,564
(B) Statement of comprehensive income:					
Revenue and other income	60	-	11,513,094	1,050,663	12,563,817
Expenses	-	-	(12,564,012)	(161,628)	(12,725,640)
Profit/(loss) for the year	60	-	(1,050,918)	889,035	(161,823)
Other comprehensive income ("OCI")	9,422	-	-	-	9,422
Total comprehensive income/(loss)	9,482	-	(1,050,918)	889,035	(152,401)
Attributable to investee's shareholders	9,482	-	(1,050,918)	889,035	(152,401)
(C) Carrying amount of:					
Group's interest in net assets of investee at beginning of the year	-	7,417,876	2,653,388	3,179,317	13,250,581
Group's share of:					
- (Loss)/profit for the year	-	-	(178,556)	151,137	(27,419)
Dividend received from an associate	-	(7,119,911)	-	-	(7,119,911)
Carrying amount of interest in investee at end of the year	-	297,965	2,474,832	3,330,454	6,103,251

The remainder of this page has been intentionally left blank.

Notes to The Financial Statements

For the financial year ended 30 September 2024

8 Associates (Cont'd)

	RGL Equity (Siam Reap) Co., Ltd.	SL Capital (1) Pte. Ltd.	SL Capital (3) Pte. Ltd.	SL Capital (5) Pte. Ltd.	Total
	\$	\$	\$	\$	\$
The Group					
2023					
(A) Statement of financial position:					
Current assets	4,255,679	56,184,126	142,872,659	22,785,543	226,098,007
Non-current assets	-	39,140	-	-	39,140
Current liabilities	(4,427,500)	(12,588,703)	(66,764,494)	(4,083,878)	(87,864,575)
Non-current liabilities	-	-	(60,500,000)	-	(60,500,000)
Net assets attributable to investee's shareholders	(171,821)	43,634,563	15,608,165	18,701,665	77,772,572
(B) Statement of comprehensive income:					
Revenue	-	-	157,231,781	26,760,059	183,991,840
Expenses	(14)	-	(152,920,434)	(22,338,059)	(175,258,507)
(Loss)/profit for the year	(14)	-	4,311,347	4,422,000	8,733,333
Other comprehensive income ("OCI")	8,657	-	-	-	8,657
Total comprehensive income	8,643	-	4,311,347	4,422,000	8,741,990
Attributable to investee's Shareholders	8,643	-	4,311,347	4,422,000	8,741,990
(C) Carrying amount of:					
Group's interest in net assets of investee at beginning of the year	-	7,417,876	1,920,459	2,427,543	11,765,878
Group's share of:					
- Profit for the year	-	-	732,929	751,774	1,484,703
Other comprehensive income ("OCI")	-	-	-	-	-
Carrying amount of interest in investee at end of the year	-	7,417,876	2,653,388	3,179,317	13,250,581

Unrecognised share of losses of associates

	2024	2023
	\$	\$
The Group		
The unrecognised share of gain of associates for the year	4,616	4,235
Cumulative share of losses of associates	(82,566)	(87,182)

Notes to The Financial Statements

For the financial year ended 30 September 2024

8 Associates (Cont'd)

Unrecognised share of losses of associates

	2024	2023
The Group	\$	\$
The Group's initial share of losses based on equity interest	87,182	91,417
Less: Group's share of losses up to the cost of investment	(4,616)	(4,235)
The unrecognised share of losses of associates	82,566	87,182

As the Group's share of losses in the associates has exceeded its interest in associates, the Group does not recognise further losses as at 30 September 2024 and 2023.

The Group's commitments, including its share of commitments made with associates, are as follows:

	2024	2023
The Group	\$	\$
Capital expenditure	-	1,111,819

9 Financial assets, at fair value through other comprehensive income ("FVOCI")

	2024	2023
The Group	\$	\$
Equity instrument designated at fair value through OCI		
- Unquoted equity investment,		
At the beginning of the year	7,968,000	7,452,000
Fair value gain recognised in other comprehensive income (Note 19)	1,041,000	516,000
At the end of the year	9,009,000	7,968,000

Unquoted equity investment

Unquoted equity investment comprises 6% equity interest in an unquoted company (Citrine Capital Pte. Ltd.) in Singapore. There are no current market transactions that are directly comparable. The determination of fair value measurement is disclosed in Note 37.

These equity investments are not held for trading. Instead, they are held for medium to long-term strategic investment purposes. Accordingly, the Group has elected to designate them as at FVOCI because the Group views that recognising short term fluctuations in their fair value in profit or loss is not consistent with the Group's strategy of holding these investments for long-term purposes and realising their performance potential in the long run.

Notes to The Financial Statements

For the financial year ended 30 September 2024

10 Deferred tax assets/(liabilities)

Deferred tax assets and liabilities are offset when there is a legally enforceable right to offset current income tax assets against current income tax liabilities and when the deferred income taxes relate to the same tax authority. The amounts, determined after appropriate offsetting, are shown on the consolidated statement of financial position as follows:

Deferred tax assets are attributable to the following:

The Group	2024 \$	2023 \$
Deferred tax assets		
Development properties	465,905	205,631
Deferred tax assets		
At 1 October	205,631	206,387
Recognised in profit or loss	260,274	(756)
At 30 September	465,905	205,631
Deferred tax assets to be recovered		
- within 1 year from the reporting date	-	-
- after 1 year from the reporting date	465,905	205,631
	465,905	205,631

Deferred tax liabilities comprise the following:

The Group	2024 \$	2023 \$
Investment properties	709,998	698,322
Development properties	9,229,540	8,724,922
	9,939,538	9,423,244
Deferred tax liabilities		
At 1 October	9,423,244	9,594,870
Recognised in profit and loss	-	350,720
Currency translation differences	516,294	(522,346)
At 30 September	9,939,538	9,423,244

The remainder of this page has been intentionally left blank.

Notes to The Financial Statements

For the financial year ended 30 September 2024

10 Deferred tax assets/(liabilities) (Cont'd)

Movement of deferred tax liabilities is as follows:

The Group	Investment properties \$	Development properties \$	Total \$
At 1 October 2022	988,152	8,606,718	9,594,870
Recognised in profit or loss	-	350,720	350,720
Currency translation differences	(289,830)	(232,516)	(522,346)
At 30 September 2023	698,322	8,724,922	9,423,244
Currency translation differences	11,676	504,618	516,294
At 30 September 2024	709,998	9,229,540	9,939,538

The Group	2024 \$	2023 \$
Deferred tax liabilities to be settled:		
- within 1 year from the reporting date	-	-
- after 1 year from the reporting date	9,939,538	9,423,244
	9,939,538	9,423,244

11 Trade and other receivables

	The Group		The Company	
	2024 \$	2023 \$	2024 \$	2023 \$
Trade receivables				
- Third parties	73,199	6,333,076	-	-
- Related party	157,847	152,196	-	-
	231,046	6,485,272	-	-
Other receivables				
- Third parties	68,571	848,688	-	-
- Subsidiaries	-	-	72,426,235	72,761,414
- Related parties	774,371	460,912	-	-
- Advances to non-controlling interests	85,779	86,814	-	-
- Associates	4,235,367	13,487,175	-	-
Deposits	134,605	408,169	1,550	1,550
	5,298,693	15,291,758	72,427,785	72,762,964
Allowance for impairment loss	-	-	(3,261,050)	(3,261,050)
	5,529,739	21,777,030	69,166,735	69,501,914
Prepayments	198,467	442,834	20,074	14,059
	5,728,206	22,219,864	69,186,809	69,515,973

Notes to The Financial Statements

For the financial year ended 30 September 2024

11 Trade and other receivables (Cont'd)

As at 1 October 2023, the Group's gross trade receivables from contracts with customers amounted to \$6,485,272 (1 October 2022 - \$192,280).

All trade receivables are subject to credit risk exposure where the credit terms are generally between 30 days and 90 days (2023 - 30 days and 90 days). The Group does not identify specific concentrations of credit risk with regards to trade receivables, as the amounts recognised resemble a large number of receivables from various customers.

The trade receivables ageing are generally between 30 days and 90 days (2023 - 30 days and 90 days).

The non-trade amounts due from subsidiaries, associate, related parties and non-controlling interests, comprising advances and prepayments on behalf, are unsecured, interest-free and repayable on demand.

Related parties refer to entities controlled by an executive director of Goodland Group Limited.

Included in deposits are deposits paid to purchase land parcels, amounting to \$68,750 (2023 - \$Nil).

Movement in allowance for impairment loss of the Company is as follows:

	2024	2023
The Company	\$	\$
Impairment loss		
At beginning and at end of year	(3,261,050)	(3,261,050)

An ageing analysis of trade and other receivables as at reporting date is as follows:

	The Group		The Company	
	2024	2023	2024	2023
	\$	\$	\$	\$
Neither past due nor impaired	5,562,942	22,023,545	69,186,809	69,515,973
Past due 0 - 30 days	-	-	-	-
Past due 31 - 60 days	-	-	-	-
Past due over 60 days	165,264	196,319	-	-
	5,728,206	22,219,864	69,186,809	69,515,973

The remainder of this page has been intentionally left blank.

Notes to The Financial Statements

For the financial year ended 30 September 2024

12 Contract balances

	2024	2023
The Group	\$	\$
Contract assets	129,828	17,919,286
Contract liabilities	(42,826)	(21,172)

Contract assets

As at 1 October 2023, the Group's gross contract assets related to revenue from contracts with customers amounted to \$ \$17,919,286 (2022 - \$18,775,859).

Contract assets relate primarily to the Group's right to consideration for work completed but not billed at the reporting date in respect of its property development business. The contract assets are transferred to trade receivables when the rights become unconditional. This usually occurs when the Group invoices the customer.

In the current financial year, there are changes in the contract assets balances amounting to \$17,789,458 due to invoicing of prior year balances in current year and less services rendered to the customers. In the previous year, there are changes in the contract assets balances amounting \$856,573 due to invoicing of prior year balances and increase in the number of units sold.

Significant changes in the contract assets during the period are as follows:

	2024	2023
The Group	\$	\$
Contract asset reclassified to trade receivables	(17,919,286)	(18,775,859)
Revenue recognised during the year, but not reclassified to trade receivables	129,828	17,919,286

Contract liabilities

As at 1 October 2023, the Group's gross contract liabilities related to revenue from contracts with customers amounted to \$21,172 (2022 - \$23,909). Contract liabilities relate primarily to advanced consideration received from customers. The contract liabilities are recognised as revenue when the Company fulfils its performance obligation under the contract with the customers. The details are as follows:

	2024	2023
	\$	\$
Revenue recognised that was included in contract liabilities at the beginning of the year	21,172	23,909

There are changes in the contract liabilities balances amounting to \$21,654 (2023 - \$2,737) during the reporting period due to lower amount of advanced sales consideration received for development properties under construction.

Notes to The Financial Statements

For the financial year ended 30 September 2024

12 Contract balances (Cont'd)

Unsatisfied performance obligations

	2024	2023
	\$	\$
Aggregate amount of the transaction price allocated to contracts that are partially or fully unsatisfied as at 30 September	42,826	6,908,041

Management expects that 100% of the transaction price allocated to the unsatisfied performance obligations as of 30 September 2024 will be recognised as revenue during the next reporting period.

Assets recognised from costs to fulfil contracts

Management assessed that there are no assets recognised from costs to fulfil contract as at 30 September 2024 and 30 September 2023.

13 Development properties

	2024	2023
	\$	\$
The Group		
Properties under development:		
Costs incurred and attributable profits	210,910,790	217,215,373
Progress billings	-	(20,062,305)
	210,910,790	197,153,068
Completed properties, at cost	5,429,570	5,317,681
Total development properties for sale	216,340,360	202,470,749
Borrowing costs capitalised during the year	1,243,801	1,229,845

Development properties of the Group comprise properties in the course of development, land held for future development and completed properties held for sale. These properties have operating cycles longer than one year. Development properties are classified as current assets as they are intended for sale in the Group's normal operating cycle. Development properties amounting to \$4,150,608 (2023 - \$5,447,790) are expected to be sold within twelve months from the reporting date. Development properties amounting to \$212,189,752 (2023 - \$197,022,959) are expected to be sold after more than twelve months from the reporting date.

The rates used to determine the amount of borrowing costs eligible for capitalisation ranged from 1.56% to 4.62% (2023 - 1.88% to 5.93%) per annum.

As at 30 September 2024, development properties for sale with a total carrying amount of \$56,618,828 (2023 - \$53,252,435) were pledged to certain banks to secure bank borrowings and credit facilities for the Group (Note 21).

Notes to The Financial Statements

For the financial year ended 30 September 2024

13 Development properties (Cont'd)

Details of development properties are as follows:

Property name and location	Stage of completion	Expected date of completion	Approximate land area (square meters)	Approximate gross floor area (square meters)	Description	Group's effective interest	
						2024 %	2023 %
<u>Goodland Investments Pte. Ltd.</u>							
3 Hillside Terrace, Singapore ⁽¹⁾	100%	Completed	130	376	3-storey Intermediate terrace dwelling house with an attic	-	100
<u>PEG East Pte. Ltd.</u>							
1375, 1377, 1379, 1381 and 1381A Serangoon Road Singapore	91% (2023-52%)	2Q2025	538	1,614	Full Commercial building with shops at 1st and 2nd storey	100	100
<u>Goodland Assets Pte. Ltd.</u>							
1 Marne Road ("The Citron and The Citron Residences") Singapore	100%	Completed	1,700	5,100	Residential apartment units with commercial shops at 1st story	100	100
<u>T-City (Ipoh) Sdn. Bhd.</u>							
Off Jalan Simpang Pulai/ Gopeng, Perak Darul Ridzuan, Malaysia	Nil%	To be advised	178,455	186,719	Commercial and residential development	70	70
<u>Goodland Citrine Pte Ltd</u>							
33 Kim Chuan Drive, ("Citrine Foodland @ 33 Kim Chuan"), Singapore	100%	Completed	1,415	3,538	Industrial canteen (2023- Industrial food production factory units with ancillary Industrial canteen)	100	100
<u>Banyan Housing Development Sdn. Bhd.</u>							
No. 204, 206, 208 Jalan Dr. Lim Chwee Leong, Penang, Malaysia	100%	Completed	419	1,160	Commercial shophouses/offices	72	72
<u>GLG Global Sdn Bhd.</u>							
No. 10, 12, 14, 16, Jalan Kuala Kangsar Penang, Malaysia	26% (2023- 0%)	3Q2025	786	1,005	Commercial shophouses/offices	72	72

Notes to The Financial Statements

For the financial year ended 30 September 2024

13 Development properties (Cont'd)

Details of development properties are as follows:

Property name and location	Stage of completion	Expected date of completion	Approximate land area (square meters)	Approximate gross floor area (square meters)	Description	Group's effective interest	
						2024 %	2023 %
GLG Properties Pte Ltd							
69 Jalan Tari Piring Singapore ⁽¹⁾	Completed (2023 - 95%)	Completed (2023 - 2Q2024)	159	376	3-Storey intermediate terrace dwelling house with mezzanine attic and swimming pool	-	100
GLG Properties Pte Ltd							
124 Nemesu Avenue Singapore ⁽²⁾	Completed (2023 - 16%)	Completed (2023 - 1Q2025)	139	295	2-Storey Envelope control intermediate terrace dwelling house with mezzanine and attic	100	100
GLG Capital Pte Ltd							
5/5A & 7/7A Opal Crescent Singapore	0% (2023 - 0%)	3Q2027	387	1227	5-Storey residential units with commercial shops at 1st storey	100	100

(1) The property was sold during the current financial year.

(2) The property was sold subsequent to year end.

14 Financial assets, at fair value through profit or loss ("FVTPL")

The fair values of quoted equity investments are determined by reference to stock exchange quoted bid prices. Financial assets, at FVTPL, which are mandatorily measured at fair value upon initial recognition, are as follows:

	2024	2023
The Group	\$	\$
Financial assets, at fair value through profit or loss		
- Quoted equity securities, at fair value	120,094	104,800
- Credit linked notes, at fair value	997,597	-
- Commodity-linked notes, at fair value	500,000	-
	1,617,691	104,800

Notes to The Financial Statements

For the financial year ended 30 September 2024

14 Financial assets, at fair value through profit or loss ("FVTPL") (Cont'd)

Investment in quoted equity shares offer the Group the opportunity for return through dividend income and fair value gains. They have no fixed maturity or coupon rate.

As at 30 September 2024, the unquoted credit-linked and commodity-linked debt securities comprises \$997,597 and \$500,000 (2023 - \$NIL) due on 4 October 2024 and 30 October 2024 respectively. The unquoted credit-linked and commodity-linked debt securities have a nominal value of \$1,000,000 and \$500,000 respectively and an average effective interest rate of 3.2% per annum.

Fair value gain on equity investments at FVTPL of \$16,537 (2023 - \$16,228) has been included in profit or loss for the year as part of "other operating income".

15 Cash and cash equivalents

	The Group		The Company	
	2024 \$	2023 \$	2024 \$	2023 \$
Cash and bank balances	5,112,402	11,542,613	1,272,138	551,696
Fixed deposits maturing within 3 months from the placement date	4,000,000	-	4,000,000	-
Cash and cash equivalents as shown in the statement of cash flows	9,112,402	11,542,613	5,272,138	551,696

The fixed deposits carry an effective interest rate of 3.30% (2023 - NIL) per annum and mature on 19 October 2024.

Cash and cash equivalents are denominated in the following currencies:

	The Group		The Company	
	2024 \$	2023 \$	2024 \$	2023 \$
Singapore Dollar	9,018,534	11,494,220	5,272,138	551,696
Malaysian Ringgit	93,868	48,393	-	-
	9,112,402	11,542,613	5,272,138	551,696

16 Asset held-for-sale

During the financial year ended 30 September 2024, the Group had transferred the investment property at 29 Hillview Terrace, #05-6 Hillview Warehouse to Asset held-for-sale upon obtaining the purchase option. This property was mortgaged to secure bank facilities as at 30 September 2024. The mortgage was discharged upon completion of the sales of property at a consideration of \$1,180,000 on 15 November 2024.

Notes to The Financial Statements

For the financial year ended 30 September 2024

17 Share capital

The Group and The Company	2024	2023	2024	2023
	No. of ordinary shares		\$	\$
Issued and fully paid with no par value:				
Balance at beginning and at end of year	394,066,518	394,066,518	63,280,416	63,280,416

The holders of ordinary shares (except for treasury shares) are entitled to receive dividends as and when declared from time to time and are entitled to one vote per share at the meetings of the Group. All shares rank equally with regard to the Company's residual assets.

18 Treasury shares

The Group and The Company	2024	2023	2024	2023
	No. of ordinary shares		\$	\$
Balance at beginning of year	34,599,500	34,599,500	9,562,616	9,562,616
Purchased during the year	397,900	-	46,922	-
Balance at end of year	34,997,400	34,599,500	9,609,538	9,562,616

The Company acquired 397,900 (2023 - NIL) number of shares from the open market for the total consideration of \$46,922 (2023 - \$NIL) and this is presented as a component within the shareholder's equity. These shares are held as treasury shares.

19 Reserves

	The Group		The Company	
	2024	2023	2024	2023
	\$	\$	\$	\$
Acquisition reserve ^(a)	78,743,302	78,743,302	-	-
Currency translation reserve ^(b)	(4,572,928)	(12,120,032)	-	-
Equity reserve ^(c)	228,811	228,811	(1,077,255)	(1,077,255)
Fair value reserve ^(d)	(1,469,315)	(2,510,315)	-	-
Merger reserve ^(e)	(485,076)	(485,076)	-	-
Revaluation surplus reserve ^(f)	3,224,151	3,224,151	-	-
Retained earnings	63,630,326	67,023,350	15,925,337	17,648,396
	139,299,271	134,104,191	14,848,082	16,571,141

- (a) Acquisition reserve refers to the excess of the net identifiable assets acquired over the consideration transferred arising from a business combination with an entity in which a shareholder has an equity interest.
- (b) Currency translation reserve arises from the translation of financial statements of foreign entities whose functional currencies are different from the Group's presentation currency.
- (c) For the Group, equity reserve refers to the equity component of the convertible bonds. On 30 September 2017, all convertible bonds were fully redeemed by the Company.
- (d) Fair value reserve comprises the cumulative net change in the fair value of financial assets, at FVOCI until the assets are de-recognised.
- (e) Merger reserve represents the difference between the value of shares issued by the Company in exchange for the value of shares acquired in respect of the acquisition of subsidiaries accounted for under the pooling-of-interest method.
- (f) Revaluation surplus reserve relates to the excess of the revalued amount and the carrying amount of the property upon its transfer from owner-occupied property to investment property.

Notes to The Financial Statements

For the financial year ended 30 September 2024

20 Lease liabilities

The Group	2024 \$	2023 \$
Undiscounted lease payments due:		
- Year 1	71,853	109,668
- Year 2	55,807	81,705
- Year 3	43,929	65,659
- Year 4	37,776	53,781
- Year 5	37,031	45,912
- More than 5 years	20,351	57,383
	266,747	414,108
Less: Future interest cost	(51,158)	(71,380)
Lease liabilities	215,589	342,728
Presented as:		
- Non-current	155,817	260,987
- Current	59,772	81,741
	215,589	342,728

Interest expense on lease liabilities of \$16,503 (2023 - \$11,955) is recognised within "finance costs" (Note 25) in profit or loss.

Rental expenses not capitalised in lease liabilities but recognised within "operating lease expense" in profit or loss are set out below:

The Group	2024 \$	2023 \$
Rental expenses of short-term leases	142,727	98,765
Rental expenses of low value assets	3,180	3,670

In 2024, the incremental borrowing rate used for lease liabilities is 2.92% (2023 - 2.92%).

Total cash outflows for all leases during the year amount to \$284,549 (2023 - \$212,912).

As at 30 September 2024, the Group's short-term lease commitments at the reporting date are not substantially dissimilar to those giving rise to the Group's short-term lease expenses for the year.

Information about the Group's leasing activities are disclosed in Note 32.

Please refer to Note 35 for liquidity risk exposure.

Notes to The Financial Statements

For the financial year ended 30 September 2024

21 Bank borrowings

The Group	Year of maturity	2024 \$	2023 \$
Non-current liabilities			
<u>Bank loans (secured):</u>			
Between two to five years	2025-2029	12,248,177	13,773,652
Repayable after five years	2030-2034	1,214,672	245,212
		13,462,849	14,018,864
Current liabilities			
<u>Bank loans (secured):</u>			
Repayable within one year or less, or on demand	2024-2025	46,072,197	50,374,066
Repayable after one year, but within normal operating cycle	2025-2027	31,379,246	47,390,800
		77,451,443	97,764,866
Total borrowings		90,914,292	111,783,730
Effective interest rate		2.02%-5.78%	1.88%-5.93%

The fair value of non-current borrowings (including those repayable after 1 year but classified as current) at the reporting date is as follows:

The Group	Carrying amount		Fair value	
	2024 \$	2023 \$	2024 \$	2023 \$
Bank loans (secured)	14,065,761	15,844,356	12,539,025	14,725,373

The fair values are determined from the discounted cash flow analyses, using the discount rates based upon the borrowing rates which the management expect would be available to the Group at the end of the reporting period, as follows:

The Group	2024 %	2023 %
Bank loans (secured)	5.25	5.25

The outstanding bank loans of the Group exposed to interest rate were as follows:

The Group	2024 \$	2023 \$
At fixed rates	1,393,936	3,409,361
At floating rates	89,520,356	108,374,369
	90,914,292	111,783,730

Notes to The Financial Statements

For the financial year ended 30 September 2024

21 Bank borrowings (Cont'd)

Bank loans

At the reporting date, the bank loan comprises of land loans and construction loans to finance the development property projects, fixed advance facilities and money market loan to finance working capital as well as commercial property loan to finance investment properties.

Bank loans are secured by:

- (i) Mortgages on property, plant and equipment (Note 4), investment properties (Note 6) and development properties (Note 13);
- (ii) Assignment of all rights, titles and benefits with respect to the development properties, investment properties, and certain property, plant and equipment;
- (iii) Corporate guarantees by the Company (Note 33);
- (iv) Assignment of performance bond, insurances, proceeds and construction contracts;
- (v) Assignment of developer's rights and benefits in sale and purchase agreements; and
- (vi) Legal assignment of rental proceeds and charge over bank accounts into which rental proceeds shall be paid.

22 Trade and other payables

	The Group		The Company	
	2024	2023	2024	2023
	\$	\$	\$	\$
Trade payables	934,023	2,076,030	-	-
Other payables:				
- Third parties	98,759	369,948	58,375	48,843
- Subsidiaries	-	-	15,603,860	8,353,463
- Related parties	5,162	333,846	-	-
- Non-controlling interests	1,167,291	1,025,877	-	-
- Associates	-	7,119,911	-	-
- Directors	188,741	174,583	-	-
- Accrued interest payable	216,927	174,138	-	-
Advances/deposits received	351,472	234,010	-	-
Accrued operating expenses	2,869,430	4,482,327	157,000	256,670
	5,831,805	15,990,670	15,819,235	8,658,976

Included in accrued operating expenses at the Group level are (i) accrued project costs of \$2,384,627 (2023 - \$3,680,386) (ii) accrued staff related costs of \$351,755 (2023 - \$353,924).

Trade and other payables with 3rd parties have credit terms of between 30 to 90 (2023 - 30 to 90) days.

Notes to The Financial Statements

For the financial year ended 30 September 2024

22 Trade and other payables (Cont'd)

The non-trade amounts due to subsidiaries, related parties, associates, directors and non-controlling interests, comprising mainly advances and payments on behalf, are unsecured, interest-free and repayable on demand.

During the current financial year, the associate declared a dividend of \$7,119,911 to the Group and the advances is used to offset against the dividend to be received.

Related parties refer to the entities controlled by an executive director of the Group.

Refer to Note 35 for details of foreign currencies risks and liquidity risks exposures.

23 Other operating income

	2024	2023
The Group	\$	\$
Dividend income from financial assets, at FVTPL	6,991	1,729
Fair value gain on investment properties (Note 6)	3,910,000	2,540,000
Forfeiture of deposit	-	53,624
Government grants	32,548	35,860
Fair value gain in quoted shares	16,537	16,228
Others	173,507	129,953
	4,139,583	2,777,394

24 Finance income

	2024	2023
The Group	\$	\$
Interest income on bank balances	41,100	5,683

25 Finance costs

	2024	2023
The Group	\$	\$
Interest expense on:		
- Lease liabilities (Note 20)	16,503	11,955
- Borrowings	2,760,885	4,066,067
	2,777,388	4,078,022

Notes to The Financial Statements

For the financial year ended 30 September 2024

26 (Loss)/profit before taxation

The following items have been included in arriving at (loss)/profit before taxation:

The Group	Note	2024 \$	2023 \$
Audit fee:			
- Auditors of the Company		130,000	130,000
- Other auditors		7,069	4,871
Non-audit fees:			
• Audit related services ("ARS"):			
- Auditors of the Company		2,000	3,000
Cost of sales of development properties (excluding rental)		8,691,859	14,455,833
Depreciation of property, plant and equipment	4	140,398	178,839
Depreciation of right-of-use assets	5	86,632	79,106
Exchange (gain)/loss, net		(299,803)	279,633
Rental expenses of short-term leases	20	142,727	98,765
Rental expenses of low value assets	20	3,180	3,670
Fair value gain on financial assets at FVTPL	14	(16,537)	(16,228)
Fair value gain on investment properties	6	(3,910,000)	(2,540,000)

27 Employee benefit expenses

The Group	2024 \$	2023 \$
Salaries and related costs	4,293,896	4,803,861
Contributions to defined contribution plans	532,707	627,483
	4,826,603	5,431,344
Included in:		
Cost of sales	917,436	872,472
Administrative expenses	3,385,826	3,773,617
Capitalised under Development properties	523,341	785,255
	4,826,603	5,431,344

The remainder of this page has been intentionally left blank.

Notes to The Financial Statements

For the financial year ended 30 September 2024

28 Income tax

	2024	2023
The Group	\$	\$
Current tax expense		
Current year	16,998	1,073
Adjustment for prior years	-	(647)
	16,998	426
Deferred tax expense		
Origination and reversal of temporary differences (Note 10)	(260,274)	351,476
Tax expense	(243,276)	351,902

Domestic income tax is calculated at 17% (2023 - 17%) of the estimated assessable profit for the year. Taxation for other jurisdictions is calculated at the rates prevailing in the relevant jurisdictions.

The tax on the Group's results before tax differs from the theoretical amount that would arise using the various applicable corporate tax rates of income tax as follows:

	2024	2023
The Group	\$	\$
Profit before taxation	(2,262,015)	1,734,838
Tax rates applicable to results in the countries concerned	(404,079)	313,507
Tax effect on non-deductible expenses	60,752	54,306
Tax effect of results of associates, net of tax	4,661	(252,400)
Tax effect on non-taxable income	(682,253)	(431,800)
Tax credit, exemption and rebate	(6,011)	(8,018)
Deferred tax benefits on tax losses not recognised	839,771	678,098
Utilisation of tax benefits previously not recognised	(56,117)	(1,144)
Adjustments for prior year tax	-	(647)
Tax expense	(243,276)	351,902

Expenses not deductible for tax purposes relate mainly to depreciation of property, plant and equipment and other disallowed expenses related to investment holding companies and construction companies.

Income not subject to tax relate mainly to government grants and fair value gain on investment properties.

Unrecognised deferred tax assets

As at 30 September 2024, the Group has unutilised tax losses amounting to approximately \$25,254,930 (2023 - \$ 20,655,671). The tax losses do not expire and can be carried forward to offset future taxable profits subject to compliance with tax regulations. Deferred tax assets of \$4,293,338 (2023 - \$3,511,464) have not been recognised because it is not probable that future taxable profits will be available against which the Group can utilise the benefit therefrom.

Notes to The Financial Statements

For the financial year ended 30 September 2024

28 Income tax (Cont'd)

Unrecognised deferred tax liabilities

As at 30 September 2024, the aggregate amount of undistributed earnings of subsidiaries amounted to \$211,934 (2023 - \$127,645) which is equivalent to the deferred tax liabilities of \$10,597 (2023 - \$6,382) that have not been recognised. No liability has been recognised because the Group is in a position to control the timing of the reversal of the temporary differences and it is probable that such differences will not reverse in the foreseeable future.

29 Earnings per share

	2024	2023
The Group		
(Loss)/profit attributable to owners of the Company (\$)	(2,046,514)	1,453,124
Weighted average number of ordinary shares issued used in the calculation of basic earnings per share	359,080,572	359,467,018
<i>Basic and diluted (loss)/earnings (cents per share)</i>	(0.57)	0.40

The basic and diluted earnings per share are the same as there were no potentially dilutive ordinary shares in issue as at 30 September 2024 and 30 September 2023.

30 Significant related party transactions

Employee benefits of directors and key management personnel

	2024	2023
The Group	\$	\$
Short-term employee benefits	2,259,803	2,155,117
Contributions to defined contribution plans	190,746	170,439
	2,450,549	2,325,556
Comprised amounts paid/payable to:		
Directors of the Company*	1,691,229	1,536,600
Key management personnel	759,320	788,956
	2,450,549	2,325,556

* includes directors' fees - \$188,000 (2023 - \$188,667)

Notes to The Financial Statements

For the financial year ended 30 September 2024

31 Commitments

Capital commitments

At the reporting date, the Group had the following capital commitments:

	2024	2023
The Group	\$	\$
Commitments in respect of acquisitions of land parcels	6,806,250	-
Commitments in respect to the construction of development properties	10,038,975	4,267,607

32 Leases

Where the Group is the lessee,

Motor vehicles

The Group leases motor vehicles for operation purposes.

This motor vehicles are recognised within the Group's right-of-use assets. (Note 5)

The Group makes monthly leases payments for the use of motor vehicles.

There are no externally imposed covenants on these leases arrangements.

Office equipment

Plant and equipment related to office equipment. The Group makes monthly lease payments to lease office equipment used for administrative operation activities. These equipment are recognised as the right-of-use assets (Note 5).

Where the Group is the lessor,

Investment properties

The leases on the Group's investment properties expire between 10 February 2025 and 31 January 2029 (2023 - 3 January 2024 and 14 January 2026).

These leases are classified as operating lease because the risk and rewards incidental to ownership of the assets are not substantially transferred. The unguaranteed residual values do not represent a significant risk for the Group, as they relate to properties which are located in locations with constant increase in value over the last 5 years. The Group has not identified any indications that this situation will change.

The Group's revenue from rental income received on the investment properties are disclosed in Note 3.

Notes to The Financial Statements

For the financial year ended 30 September 2024

32 Leases (Cont'd)

The future minimum rental receivable under non-cancellable operating leases contracted for at the reporting date are as follows:

	2024	2023
The Group	\$	\$
Undiscounted lease payments to be received:		
- Year 1	1,178,453	733,514
- Year 2	900,469	404,361
- Year 3 and beyond	950,942	63,311
	3,029,864	1,201,186

33 Corporate guarantees

As at 30 September 2024, the Company has provided guarantees to banks in respect of credit facilities granted to subsidiaries amounting to \$136,205,197 (2023 - \$135,945,425), of which \$90,914,292 (2023 - \$111,783,730) has been drawn down.

As at 30 September 2024, the Company has also provided guarantees to banks in respect of credit facilities granted to an associate of which the Group's maximum share at 17% is NIL (2023 - \$10,285,000).

At the reporting date, the Company does not consider it probable that a claim will be made against the Company under the intra-group financial guarantees. The fair value of these corporate guarantees is estimated to be insignificant as the borrowings are fully collateralised by the related mortgaged properties and the subsidiaries have the ability to generate sufficient cash flows from their operations to repay the borrowings.

34 Operating segments

Reporting format

The Group's primary format for segment reporting is based on business segments. The business segments are determined based on the Group's management and internal reporting structure. Geographical segment is presented. The revenue for the financial years ended 30 September 2024 and 2023 are largely generated in Singapore.

The Group's reportable segments are as follows:

- (i) Property development segment - developing properties for sale
- (ii) Construction segment - constructing residential and commercial properties
- (iii) Property investment segment - investing in properties to earn rentals and for capital appreciation
- (iv) Others - comprising mainly corporate office functions and investment in shares

Notes to The Financial Statements

For the financial year ended 30 September 2024

34 Operating segments (Cont'd)

Performance is measured based on segment profit before income tax as management believes that such information is the most relevant in evaluating the results of the segments. Segment results include items directly attributable to a segment as well as those that can be allocated on a reasonable basis. Inter-segment transactions are determined on mutually agreed terms. Certain assets of the Group are shared between the different segments. There is no reasonable basis to allocate such assets and liabilities of the Group between the different segments, and accordingly the assets and liabilities of the Group are disclosed as unallocated in the segment report.

The accounting policies of the reportable segments are the same as the Group's accounting policies. Segment profit represents the profit earned by each segment without allocation of central administration costs and directors' salaries, share of results of associates, interest income, finance costs and tax expense. This is the measure reported to the CODM for the purposes of resource allocation and assessment of segment performance.

For the purposes of monitoring segment performance and allocating resources between segments, the CODM also monitors the tangible, intangible and financial assets attributable to each segment.

The remainder of this page has been intentionally left blank.

Notes to The Financial Statements

For the financial year ended 30 September 2024

34 Operating segments (Cont'd)

	Property development		Construction		Property investment		Others		Total	
	2024	2023	2024	2023	2024	2023	2024	2023	2024	2023
	\$	\$	\$	\$	\$	\$	\$	\$	\$	\$
Revenue	9,210,000	20,071,086	7,368,772	12,128,760	1,187,901	934,276	-	-	17,766,673	33,134,122
Other operating income	20,544	72,815	12,004	16,669	3,910,000	2,540,000	411,607	147,910	4,354,155	2,777,394
Less: Elimination	-	-	(7,116,638)	(11,841,154)	-	-	(214,572)	(44)	(7,331,210)	(11,841,198)
Segment result	9,230,544	20,143,901	264,138	304,275	5,097,901	3,474,276	197,035	147,866	14,789,618	24,070,318
	288,692	5,688,068	(5,605)	314,135	4,033,611	3,155,130	197,035	147,866	4,513,733	9,305,199
Share of results of associates	(27,419)	1,484,703	-	-	-	-	-	-	(27,419)	1,484,703
Unallocated expenses	-	-	-	-	-	-	-	-	(4,012,041)	(4,982,725)
Results from operating activities	(519,854)	(1,419,351)	(10,932)	(7,204)	(2,246,602)	(2,651,467)	-	-	474,273	5,807,177
Finance costs	-	-	-	-	-	-	-	-	(2,777,388)	(4,078,022)
Unallocated interest income	-	-	-	-	-	-	-	-	41,100	5,683
Profit before taxation	-	-	-	-	-	-	-	-	(2,262,015)	1,734,838
Taxation	-	-	-	-	-	-	-	-	243,276	(351,902)
Profit for the year	(8,691,859)	(14,455,833)	-	-	3,910,000	2,540,000	-	-	(2,018,739)	1,382,936
<u>Other segment information:</u>										
Cost of sales of development properties (excluding rental)	(8,691,859)	(14,455,833)	-	-	-	-	-	-	(8,691,859)	(14,455,833)
Fair value gain on investment properties	-	-	-	-	3,910,000	2,540,000	-	-	3,910,000	2,540,000
Gain/(loss) on change in fair value of financial assets, at fair value through profit or loss	-	-	-	-	-	-	16,537	16,228	16,537	16,228

Notes to The Financial Statements

For the financial year ended 30 September 2024

34 Operating segments (Cont'd)

	Property development		Construction		Property investment		Others		Total	
	2024	2023	2024	2023	2024	2023	2024	2023	2024	2023
	\$	\$	\$	\$	\$	\$	\$	\$	\$	\$
Additions to property, plant and equipment - allocated	-	-	-	-	60,869	38,863	-	-	60,869	36,863
Depreciation of property, plant and equipment - allocated	8,105	7,870	70,134	83,647	62,159	87,322	-	-	140,398	178,839
Depreciation of right-of-use assets - allocated	-	-	64,832	44,591	-	34,515	-	-	64,832	79,106
- unallocated	-	-	-	-	-	-	21,800	-	21,800	-
<u>Assets and liabilities</u>										
Segment assets	236,940,262	262,524,849	649,809	969,797	101,898,407	96,290,017	-	-	339,488,478	359,784,663
Unallocated assets	-	-	-	-	-	-	-	-	10,730,244	12,637,807
Total assets	236,940,262	262,524,849	649,809	969,797	101,898,407	96,290,017	-	-	350,218,722	372,422,470
Segment liabilities	52,813,599	76,051,543	3,439,355	5,256,152	32,460,577	38,474,864	-	-	88,713,531	119,782,559
Unallocated liabilities	-	-	-	-	-	-	-	-	18,230,519	17,778,985
Total liabilities	52,813,599	76,051,543	3,439,355	5,256,152	32,460,577	38,474,864	-	-	106,944,050	137,561,544

Notes to The Financial Statements

For the financial year ended 30 September 2024

34 Operating segments (Cont'd)

Reconciliations:

(1) Segment result

A reconciliation of segment result to (loss)/profit before taxation is as follows:

The Group	2024 \$	2023 \$
Segment result	4,513,733	9,305,199
Finance costs	(2,777,388)	(4,078,022)
Share of results of associates	(27,419)	1,484,703
Administrative expenses	(4,012,041)	(4,982,725)
Finance income	41,100	5,683
(Loss)/profit before taxation	(2,262,015)	1,734,838

(2) Segment assets

Reportable segments' assets are reconciled to total assets as follows:

The Group	2024 \$	2023 \$
Segment assets	339,488,478	359,784,663
Property, plant and equipment	151	151
Trade and other receivables	-	897,643
Right-of-use assets	-	92,600
Financial assets, at FVTPL	1,617,691	104,800
Cash and cash equivalents	9,112,402	11,542,613
Total assets	350,218,722	372,422,470

(3) Segment liabilities

Reportable segments' liabilities are reconciled to total liabilities as follows:

The Group	2024 \$	2023 \$
Segment liabilities	88,713,531	119,782,559
Trade and other payables	186,674	231,391
Lease liabilities	43,845	84,597
Borrowings	18,000,000	17,462,997
Total liabilities	106,944,050	137,561,544

Unallocated other income and expenses

There is no reasonable basis to allocate administrative expenses such as foreign exchange loss, interest income and income tax expense to the different segments, and accordingly these items have been disclosed as unallocated income and unallocated costs. Unallocated costs also include administrative expenses of the Company, dormant subsidiaries and subsidiaries which are engaged in more than one business segments.

Notes to The Financial Statements

For the financial year ended 30 September 2024

34 Operating segments (Cont'd)

Geographical segment

The following table presents revenue and total non-current assets information based on the geographical location of customers and assets:

The Group	Singapore \$	Malaysia \$	Total \$
2024			
External revenue	10,630,970	19,065	10,650,035
Non-current assets excluding deferred tax assets and financial instruments	95,008,468	11,626,862	106,635,330
Deferred tax assets	465,905	-	465,905
Financial assets, at FVOCI	9,009,000	-	9,009,000
Total non-current assets	104,483,373	11,626,862	116,110,235
2023			
External revenue	21,258,550	34,374	21,292,924
Non-current assets excluding deferred tax assets and financial instruments	92,469,388	17,522,139	109,991,527
Deferred tax assets	205,631	-	205,631
Financial assets, at FVOCI	7,968,000	-	7,968,000
Total non-current assets	100,643,019	17,522,139	118,165,158

Revenue of approximately \$9,210,000 (2023 - \$16,461,907) are derived from two external customers (2023 - six). These revenues are attributable to the Singapore property development segment.

35 Financial risk management

The Company's and the Group's overall risk management programme focuses on the unpredictability of financial markets and seeks to minimise adverse effects from the unpredictability of financial markets on the Company's and the Group's financial performance. The key financial risks include foreign currency risk, credit risk, market price risk, interest rate risk, liquidity risk and cash flow risk. The Company's and the Group's overall risk management policy is to ensure adequate financial resources are available for the development of the Company's and the Group's business whilst managing the risk.

The Company's and the Group's risk management is carried out by the board of directors. The Company and the Group do not hold or issue derivative financial instruments for trading purposes or to hedge against fluctuations, if any, in interest rates and foreign exchange.

There has been no change to the Company's and the Group's exposure to these financial risks and the manner in which they manage and measure the risks.

Notes to The Financial Statements

For the financial year ended 30 September 2024

35 Financial risk management (Cont'd)

Accounting classification of financial assets and financial liabilities

The carrying amounts of financial assets and financial liabilities in each category at the reporting date are as follows:

	The Group		The Company	
	2024 \$	2023 \$	2024 \$	2023 \$
Financial assets at fair value through other comprehensive income	9,009,000	7,968,000	-	-
Financial assets at fair value through profit or loss	1,617,691	104,800	-	-
Financial assets at amortised cost				
Trade and other receivables#	5,529,739	21,777,030	69,166,735	69,501,914
Cash and cash equivalents	9,112,402	11,542,613	5,272,138	551,696
	14,642,141	33,319,643	74,438,873	70,053,610
Financial liabilities at amortised cost				
Trade and other payables##	5,480,333	15,756,660	15,819,235	8,658,976
Lease liabilities	215,589	342,728	-	-
Bank borrowings	90,914,292	111,783,730	-	-
	96,610,214	127,883,118	15,819,235	8,658,976

Exclude prepayments

Exclude advances/ deposits received

Credit risk

Credit risk refers to the risk that one party to a financial instrument will fail to discharge an obligation and cause the Group or the Company to incur a financial loss. The Group's exposure to credit risk arises primarily from cash and cash equivalents, trade and other receivables and contract assets.

The Group's and the Company's objectives are to seek continual growth while minimising losses arising from credit risk exposure. For trade receivables, the Group adopts the policy of dealing only with customers of appropriate credit history, and obtaining sufficient security where appropriate to mitigate credit risk. The Group closely monitors and avoids any significant concentration of credit risk on any of its development properties sold. Contractual deposits are collected and scheduled progress payments are received from the buyers when due. Title to properties is only transferred upon full settlement. In addition, receivable balances and payment profile of the debtors are monitored on an on-going basis with the result that the Group's exposure to bad debts is not significant. For other financial assets, the Group adopts the policy of dealing only with high credit quality counterparties.

The Group monitors its potential losses on credit extended. In addition, rental deposits are received as security from tenants of its investment properties. The amounts presented in the statements of financial position are net of allowances for doubtful receivables.

Notes to The Financial Statements

For the financial year ended 30 September 2024

35 Financial risk management (Cont'd)

Credit risk (Cont'd)

The Group's credit risk framework comprises the following categories:

Category	Description	Basis for recognising ECL
Performing	The counterparty has a low risk of default and does not have any past-due amounts.	12-month ECL
Doubtful	Amount is >30 days past due or there has been a significant increase in credit risk since initial recognition.	Lifetime ECL - not credit-impaired
In default	Amount is >90 days past due or there is evidence indicating the asset is credit-impaired.	Lifetime ECL - credit-impaired
Write-off	There is evidence indicating that the debtor is in severe financial difficulty and the Group has no realistic prospect of recovery.	Amount is written off

The Group and the Company establish an allowance for impairment that represents their estimates of incurred losses in respect of trade and other receivables and contract assets. The allowance account in respect of these assets is used to record impairment losses unless the Group is satisfied that no recovery of the amount owing is possible. At that point, the financial asset is considered irrecoverable and the amount charged to the allowance account is written off against the carrying amount of the impaired financial asset.

At the reporting date, except as disclosed in Note 11, no allowances for impairment is necessary in respect of trade and other receivables past due and not past due.

Significant concentrations of credit risk

At the reporting date, there is no significant concentration of credit risk, other than other receivables from associates and subsidiaries. The maximum exposure to credit risk is represented by the carrying amount of each financial asset. Included in other receivables (Note 11) related to the Group's other receivables due from 3 associates amounting to \$4,235,367 (2023 - \$13,487,175) and the Company's other receivable due from a subsidiary amounting to \$49,530,455 (2023 - \$49,519,074).

Concentrations of credit risk exist when changes in economic, industry or geographic factors similarly affect groups of counterparties whose aggregate credit exposure is significant in relation to the Group's and the Company's total credit exposure. Concentration of credit risk to amounts due from 3 associates exceeds 20% of the monetary gross assets at any time during the year. Concentration of credit risk to any other counterparty does not exceed 5% of gross monetary assets at any time during the year.

The remainder of this page has been intentionally left blank.

Notes to The Financial Statements

For the financial year ended 30 September 2024

35 Financial risk management (Cont'd)

Credit risk (Cont'd)

Exposure to credit risk

The maximum exposure to credit risk is as follows:

	2024	2023
	\$	\$
The Group		
Financial assets		
Trade and other receivables#	5,395,134	21,368,861
Cash and cash equivalents	9,112,402	11,542,613
Others		
Contract assets	129,828	17,919,286
	14,637,364	50,830,760
The Company		
Financial assets		
Other receivables#	69,165,185	69,500,364
Cash and cash equivalents	5,272,138	551,696
	74,437,323	70,052,060

Exclude deposits and prepayments

The Group's and Company major classes of financial assets are cash and cash equivalents, trade and other receivables (excluding deposits and prepayments) and contract assets.

The tables below detail the credit quality of the Group's and the Company's debtors, as well as the maximum exposure to credit risk by credit risk rating grades:

	Internal credit rating	12-month/ Lifetime ECL	Gross carrying amount \$	Loss allowance \$	Net carrying amount \$
The Group					
At 30 September 2024					
Trade receivables	(1)	Lifetime ECL	231,046	-	231,046
Other receivables#	(2)	12-month ECL	5,164,088	-	5,164,088
Contract assets	(1)	Lifetime ECL	129,828	-	129,828
			5,524,962	-	5,524,962
At 30 September 2023					
Trade receivables	(1)	Lifetime ECL	6,485,272	-	6,485,272
Other receivables#	(2)	12-month ECL	14,883,589	-	14,883,589
Contract assets	(1)	Lifetime ECL	17,919,286	-	17,919,286
			39,288,147	-	39,288,147

Notes to The Financial Statements

For the financial year ended 30 September 2024

35 Financial risk management (Cont'd)

Credit risk (Cont'd)

Exposure to credit risk (Cont'd)

The Company	Internal credit rating	12-month/ Lifetime ECL	Gross carrying amount \$	Loss allowance \$	Net carrying amount \$
At 30 September 2024					
Other receivables#	Performing	12-month ECL	72,426,235	(3,261,050)	69,165,185
At 30 September 2023					
Other receivables#	Performing	12-month ECL	72,761,414	(3,261,050)	69,500,364

Exclude deposits and prepayments

(1) Trade receivables and contract assets

(A) Trade receivables

The Group and Company apply the SFRS(I) 9 simplified approach to measuring expected credit losses which uses a lifetime expected loss allowance for trade and other receivables. To measure the expected credit losses, trade receivables have been grouped based on shared credit risk characteristics and the days past due. The expected loss rates are based on the historical credit loss experiences. The historical loss rates are adjusted to reflect current and forward-looking information on macroeconomic factors affecting the ability of the customers to settle the receivables. The Company and the Group have identified the Gross Domestic Product of Singapore, the country in which it operates to be the most relevant factors and accordingly adjusts the historical loss rates based on expected changes in these factors.

Trade receivables relate to the collection of payment from customers. The credit risks relating to balances pending payment from customers are not deemed to be significant, as the Group is entitled to collect a deposit based on a fixed percentage of the purchase price received from the customer and repossess the sold property for resale.

Trade receivables are written off when there is no reasonable expectation of recovery. Impairment losses on trade receivables are presented as net impairment losses within other operating expenses. Subsequent recoveries of amounts previously written off are credited against the same line item.

(B) Contract assets

Loss allowance for contract assets is measured at an amount equal to lifetime ECL, similar to that for trade receivables.

Consideration receivable for work performed (net of progress billings to be billed to purchasers of development properties) is recognised as contract assets.

At the reporting date, no provision for loss allowance was required.

Notes to The Financial Statements

For the financial year ended 30 September 2024

35 Financial risk management (Cont'd)

Credit risk (Cont'd)

Exposure to credit risk (Cont'd)

(2) Other receivables

The Group applies the SFRS(I) 9 general approach to measuring expected credit losses which uses a 12-month expected loss allowance for other receivables.

Amounts due from associates are considered to have low credit risk and the loss allowance is limited to 12-month expected credit losses. Management considers "low credit risk" when the borrower has a low risk of default and the borrower has a strong capacity to meet its contractual cash flows obligations in the near term. In determining the ECL, management has taken into account the finances and business performance of the associates, and a forward-looking analysis of the financial performance of the associates. Management has assessed that the Company is not exposed to significant credit loss in respect of the amount due from associates.

Cash and cash equivalents

Cash is placed with financial institutions which are regulated and have good credit ratings. Impairment on cash and cash equivalents has been measured on the 12-month expected loss basis and reflects the short maturities of the exposures. The Group considers that its cash and cash equivalents have low credit risk based on the external credit ratings of the counterparties. The amount of the allowance on cash and cash equivalents is negligible.

An ageing analysis of trade receivables at the reporting date is as follows:

	The Group		The Company	
	2024	2023	2024	2023
	\$	\$	\$	\$
Not past due	65,782	6,300,544	-	-
Past due 0 - 30 days	-	-	-	-
Past due 31 - 60 days	-	-	-	-
Past due over 60 days	165,264	184,728	-	-
	231,046	6,485,272	-	-

An ageing analysis of amounts due from subsidiaries (gross before impairment loss) at the reporting date is as follows:

	2024	2023
The Company	\$	\$
Not past due	72,426,235	72,761,414
Past due 0 - 30 days	-	-
Past due 31 - 60 days	-	-
Past due over 60 days	-	-
	72,426,235	72,761,414

Notes to The Financial Statements

For the financial year ended 30 September 2024

35 Financial risk management (Cont'd)

Credit risk (Cont'd)

(b) Financial guarantees

The Company has issued financial guarantees to banks for borrowings of its subsidiaries. These guarantees are subject to the impairment requirements of SFRS(I) 9. The Company has assessed that its subsidiaries have the financial capacity to meet the contractual cash flow obligations in the near future and hence, does not expect significant credit losses arising from these guarantees.

As at 30 September 2024, the Company has provided guarantees to banks in respect of credit facilities granted to subsidiaries amounting to \$136,205,197 (2023 - \$135,945,425), of which \$90,914,292 (2023 - \$111,783,730) has been drawn down.

As at 30 September 2024, the Company has also provided guarantees to banks in respect of credit facilities granted to an associate of which the Group's maximum share at 17% is \$NIL (2023 - \$10,285,000).

At the reporting date, the Company does not consider it probable that a claim will be made against the Company under the intra-group financial guarantees.

Liquidity risk

Liquidity risk is the risk that the Group will encounter difficulty in raising funds to meet commitments associated with financial instruments that are settled by delivering cash or another financial asset. Liquidity risk may result from an inability to sell a financial asset quickly at close to its fair value.

The Group's exposure to liquidity risk arises primarily from mismatches of the maturities of financial assets and liabilities. As part of its overall prudent liquidity management, the Group maintains sufficient level of cash to meet its working capital requirement.

The table below analyses the maturity profile of the Group's and the Company's financial liabilities based on contractual undiscounted cash flows:

The Group	Carrying amount \$	Contractual undiscounted cash flows			
		Total \$	Less than 1 year \$	Between 2 and 5 years \$	Over 5 years \$
At 30 September 2024					
Trade and other payables*	5,480,333	5,480,333	5,480,333	-	-
Lease liabilities	215,589	266,747	71,853	174,543	20,351
Bank borrowings	90,914,292	94,961,275	80,126,904	13,075,383	1,758,988
	96,610,214	100,708,355	85,679,090	13,249,926	1,779,339
At 30 September 2023					
Trade and other payables*	15,756,660	15,756,660	15,756,660	-	-
Lease liabilities	342,728	414,108	109,668	247,057	57,383
Bank borrowings	111,783,730	116,811,979	80,113,747	36,436,043	262,189
	127,883,118	132,982,747	95,980,075	36,683,100	319,572

* exclude advances/deposits received

Notes to The Financial Statements

For the financial year ended 30 September 2024

35 Financial risk management (Cont'd)

Liquidity risk (Cont'd)

The table below analyses the maturity profile of the Group's and the Company's financial liabilities based on contractual undiscounted cash flows (Cont'd):

The Company	Carrying amount \$	Contractual undiscounted cash flows			
		Total \$	Less than 1 year \$	Between 2 and 5 years \$	Over 5 years \$
At 30 September 2024					
Trade and other payables*	15,819,235	15,819,235	15,819,235	-	-
Financial guarantee contracts	136,205,197	136,205,197	136,205,197	-	-
At 30 September 2023					
Trade and other payables*	8,658,976	8,658,976	8,658,976	-	-
Financial guarantee contracts	135,945,425	135,945,425	135,945,425	-	-

* exclude advances/deposits received

The Group and the Company ensure that there are adequate funds to meet all their obligations in a timely and cost-effective manner.

Interest rate risk

Interest rate risk is the risk that the fair value or future cash flows of the Group's and the Company's financial instruments will fluctuate because of changes in market interest rates.

The Group's exposure to interest rate risk arises from its variable rate bank loans.

Cash flow sensitivity analysis for variable rate instruments

A change of 100 (2023 - 100) basis points (bp) in interest rates on variable rate borrowings at the reporting date would have increased/decreased profit or loss before tax and equity by the amounts shown below.

The magnitude represents management's assessment of the likely movement in interest rates under normal economic conditions. This analysis has not taken into account the associated tax effects and assumes that all other variables, in particular foreign currency rates, remain constant.

The Group	Profit/(loss) before tax increase/(decrease)		Equity increase/(decrease)	
	(100 bp increase) \$	(100 bp decrease) \$	(100 bp increase) \$	(100 bp decrease) \$
At 30 September 2024				
Bank loans	(895,204)	895,204	(895,204)	895,204
At 30 September 2023				
Bank loans	(1,083,740)	1,083,740	(1,083,740)	1,083,740

Notes to The Financial Statements

For the financial year ended 30 September 2024

35 Financial risk management (Cont'd)

Currency risk

Currency risk is the risk that the value of a financial instrument will fluctuate due to changes in foreign exchange rates. Currency risk arises when transactions are dominated in foreign currencies.

The Group is exposed to currency risk on financial assets and financial liabilities that are denominated in a currency other than the respective functional currencies of Group entities. The currency giving rise to this risk is primarily the United States Dollar and Malaysian Ringgit. All of the Company's financial assets and financial liabilities are denominated in Singapore Dollar.

The Group does not use derivative financial instruments to protect against the volatility associated with foreign currency transactions. Exposure to foreign currency risk is monitored on an on-going basis and the Group endeavours to keep the net exposure at an acceptable level.

The Group	RM \$	USD \$
At 30 September 2024		
Financial assets		
Trade and other receivables	49,670	4,235,366
Cash and cash equivalents	93,868	-
Financial liabilities		
Trade and other payables*	(1,404,319)	(1,373)
Net financial (liabilities)/assets	(1,260,781)	4,233,993
At 30 September 2023		
Financial assets		
Trade and other receivables	46,447	4,222,175
Cash and cash equivalents	58,455	-
Financial liabilities		
Trade and other payables*	(1,226,265)	(2,704)
Net financial (liabilities)/assets	(1,121,363)	4,219,471

* exclude deposits received

The remainder of this page has been intentionally left blank.

Notes to The Financial Statements

For the financial year ended 30 September 2024

35 Financial risk management (Cont'd)

Currency risk (Cont'd)

Sensitivity analysis for foreign currency risk

A 5% strengthening of the United States Dollar and Malaysian Ringgit against the functional currency of each of the Group's entities at the reporting date held by the Group would increase/(decrease) profit or loss before tax by the amounts shown below. This analysis is based on foreign currency exchange rate variances that the Group considered to be reasonably possible at the reporting date. A weakening of the United States Dollar and Malaysian Ringgit would have the equal but opposite effect. This analysis has not taken into account the associated tax effects and assumes that all other variables, in particular interest rates, remain constant.

The Group	2024		2023	
	Profit before tax increase/ (decrease) \$	Equity increase/ (decrease) \$	Profit before tax increase/ (decrease) \$	Equity increase/ (decrease) \$
United States Dollar strengthens 5% (2023 - 5%)	211,700	211,700	210,971	210,971
Malaysian Ringgit strengthens 5% (2023 - 5%)	(63,039)	(63,039)	(56,068)	(56,068)

Market price risk

Market price risk is the risk that the fair value or future cash flows of the Group's financial instruments will fluctuate because of changes in market prices.

Market price risk arises from (i) quoted and unquoted investments which are classified as financial assets at fair value through profit or loss and (ii) unquoted investments which are classified as financial assets are fair value through other comprehensive income.

Market price sensitivity analysis

A 3% increase/decrease in prices of these investments at the reporting date would result in an increase/decrease in the Group's profit net before tax by \$48,531 (2023 - \$3,144) and other comprehensive income by \$270,270 (2023 - \$239,040), arising as a result of higher/lower fair value gains on financial assets at fair value through profit or loss and other comprehensive income.

The Group and the Company are not exposed to commodity price risk. The Group and the Company have in place a set of internal controls to manage its market price risk arising from investments in marketable securities.

Notes to The Financial Statements

For the financial year ended 30 September 2024

36 Capital management

The Group's and the Company's objectives when managing capital are:

- (a) To safeguard the Group's and the Company's ability to continue as a going concern;
- (b) To support the Group's and the Company's stability and growth;
- (c) To provide capital for the purpose of strengthening the Group's and the Company's risk management capability; and
- (d) To provide an adequate return to shareholders.

The Group and the Company review and manage their capital structures to ensure optimal capital structure and shareholder returns, taking into consideration the future capital requirements of the Group and the Company and capital efficiency, prevailing and projected profitability, projected operating cash flows, projected capital expenditures and projected strategic investment opportunities. The Group and the Company currently do not adopt any formal dividend policy.

Management monitors capital based on net gearing ratio. Net gearing ratio is calculated as net external debt divided by equity. Net external debt is calculated as borrowings less cash and cash equivalents.

There were no changes in the Group's and the Company's approach to capital management during the year.

	The Group		The Company	
	2024	2023	2024	2023
	\$	\$	\$	\$
Lease liabilities	215,589	342,728	-	-
Bank borrowings	90,914,292	111,783,730	-	-
Borrowings	91,129,881	112,126,458	-	-
Cash and cash equivalents	(9,112,402)	(11,542,613)	(5,272,138)	(551,696)
Net debt	82,017,479	100,583,845	(5,272,138)	(551,696)
Equity attributable to owners	192,970,149	187,821,991	68,518,960	70,288,941
Capital net debt ratio	43%	54%	n.m.	n.m.

n.m.: not meaningful

The Group and the Company are not subject to externally imposed capital requirements other than as disclosed.

The remainder of this page has been intentionally left blank.

Notes to The Financial Statements

For the financial year ended 30 September 2024

37 Fair value measurement

Definition of fair value

SFRS(I)s define fair value as the price that would be received to sell an asset or paid to transfer a liability in an orderly transaction between market participants at the measurement date.

Fair value hierarchy

The Group classifies fair value measurement using a fair value hierarchy that reflects the significance of the inputs used in making the measurements. The fair value hierarchy has the following levels:

- (a) Level 1 - Quoted prices (unadjusted) in active markets for identical assets or liabilities;
- (b) Level 2 - Inputs other than quoted prices included within Level 1 that are observable for the asset or liability, either directly (i.e. as prices) or indirectly (i.e. derived from prices); and
- (c) Level 3 - Inputs for the assets or liability that are not based on observable market data (unobservable inputs).

Fair values of financial instruments

The following table shows the levels within the hierarchy of financial assets and liabilities measured at fair value on a recurring basis:

The Group	Level 1 \$	Level 2 \$	Level 3 \$	Total \$
30 September 2024				
Financial assets, at FVOCI (Note 9)	-	-	9,009,000	9,009,000
Financial assets, at FVTPL (Note 14)	120,094	1,497,597	-	1,617,691
	120,094	1,497,597	9,009,000	10,626,691
30 September 2023				
Financial assets, at FVOCI (Note 9)	-	-	7,968,000	7,968,000
Financial assets, at FVTPL (Note 14)	104,800	-	-	104,800
	104,800	-	7,968,000	8,072,800

The remainder of this page has been intentionally left blank.

Notes to The Financial Statements

For the financial year ended 30 September 2024

37 Fair value measurement (Cont'd)

Fair value measurement of financial assets

Financial assets, at FVOCI (Note 9)

The fair values of financial assets, at FVOCI are estimated using the adjusted net asset method for the financial years ended 30 September 2024 and 2023, which estimates the equity value by adjusting the book value of assets and liabilities to reflect their current market value.

The fair value of financial assets, at FVOCI included in Level 3, is determined as follows:

Valuation technique	Significant unobservable inputs	Inter-relationship between key unobservable inputs and fair value measurement	Sensitivity of the fair value measurement to input
Fair value adjusted net asset method	Control	The higher the control, the higher the fair value	An increase/(decrease) by 3% of the fair value would increase/(decrease) the carrying amount by \$270,270 (2023 - \$239,040)
	Liquidity	The higher the liquidity, the higher the fair value	
	Net assets of investee - land adjusted for factors specific to the revalued land including plot size, plot ratio, location, encumbrances and intended use	The higher the net assets of the investee, the higher the fair value.	

The reconciliation of the movement is disclosed in Note 9.

There were no transfers between Level 1, Level 2 and Level 3 in 2024 or 2023.

Measurement of fair value

The Group's finance team performs valuations of financial items for financial reporting purposes, including Level 3 fair values, in consultation with third party valuation specialist for complex valuations. Valuation techniques are selected based on the characteristics of each instrument, with the overall objective of maximising the use of market-based information. The finance team reports directly to the chief financial officer (CFO) and to the audit committee. Valuation processes and fair value changes are discussed among the audit committee and the valuation team at least every year, in line with the Group's reporting dates.

Financial assets at fair value through profit or loss (Note 14)

The fair value of financial instruments traded in active markets (such as financial assets at fair value through profit or loss) is based on quoted market prices at the end of the reporting period. The quoted market price used for financial assets held by the Group is the current bid price. These instruments are included in Level 1.

Notes to The Financial Statements

For the financial year ended 30 September 2024

37 Fair value measurement (Cont'd)

Financial assets at fair value through profit or loss (Note 14) (Cont'd)

The fair value of financial instruments traded in non-active markets (such as financial assets at fair value through profit or loss) is estimated considering current or recent quoted prices for identical securities in markets that are not active. These instruments are included in Level 2.

Bank borrowings (Note 21)

The carrying amounts of bank borrowings (current and non-current) whose interest rates are re-priced within 12 months are measured at amortised cost for which the fair value is disclosed in Note 21.

Other financial assets and liabilities

The carrying amounts of financial assets and financial liabilities of less than one year including trade and other receivables (excluding deposits and prepayments) (Note 11), cash and cash equivalents (Note 15) and trade and other payables, excluding advances/deposits received, (Note 22) approximate their fair values because of the short period to maturity.

Fair value measurement of non-financial assets

The Group	Level 1 \$	Level 2 \$	Level 3 \$	Total \$
30 September 2024				
Investment properties (Note 6)	-	-	98,342,594	98,342,594
Asset held for sale (Note 16)	1,180,000	-	-	1,180,000
30 September 2023				
Investment properties (Note 6)	-	-	94,385,435	94,385,435

Asset classified as held for sale (Note 16)

The fair value hierarchy Level 1 measurement of the asset held for sale has been derived using the sales comparison approach. The key inputs under this approach are the price per square metre from the sales contract entered into with the buyer during the year.

The remainder of this page has been intentionally left blank.

Notes to The Financial Statements

For the financial year ended 30 September 2024

37 Fair value measurement (Cont'd)

Investment properties (Note 6)

The Group obtains independent valuations for its investment properties at least annually and for its freehold land and building and leasehold building at least every year. At the end of each reporting period, the directors update their assessment of the fair value of each property, taking into account the most recent independent valuations. The directors determine a property's value within a range of reasonable fair value estimates.

The best evidence of fair value is current prices in an active market for similar properties. Where such information is not available, the directors consider information from a variety of sources including:

- current prices in an active market for properties of a different nature or recent prices of similar properties in less active markets, adjusted to reflect those differences (direct comparison method);
- capitalised income projections based on a property's estimated net market income, and a capitalisation rate derived from an analysis of market evidence (income method); or
- total gross development costs and developer's profit are deducted from the gross development value to arrive at the residual value of land. The gross development value is the estimated value of the property assuming satisfactory completion of the development as at the date of valuation (residual method).

All resulting fair value estimates for properties in 2024 and 2023 are included in Level 3.

The fair value of investment properties included in Level 3 is determined as follows:

Valuation technique	Significant unobservable inputs	Range of inputs (probability-weighted average)	Inter-relationship between key unobservable inputs and fair value measurement
Direct comparison method	- Price per square foot	- \$668 to \$2,440 (2023 - \$691 to \$2,364) per square foot	The estimated fair value would increase/(decrease) if: <ul style="list-style-type: none"> - Price per square foot was higher/(lower); - Expected average rental growth was higher/(lower).
Residual method	- Price per square foot	- \$ 85 (2023 - \$79) per square foot	The estimated fair value would increase/ (decrease) if: <ul style="list-style-type: none"> - Price per square foot was higher/ (lower).

The reconciliation of the carrying amounts of investment properties is disclosed in Note 6.

Notes to The Financial Statements

For the financial year ended 30 September 2024

38 Dividend

	2024	2023
The Company	\$	\$
Tax-exempt dividends paid:		
Special dividend of 0.15 cent (2023 - Nil cent) per share, in respect of previous financial year	538,604	-
Final dividend of 0.15 cent (2023 - 0.55638 cent) per share in respect of previous financial year	538,604	2,000,002
Interim dividend of 0.075 cent (2023 - 0.075 cent) per share in respect of current financial year	269,302	269,601
	1,346,510	2,269,603

At the Annual General Meeting, a final dividend of 0.5 (2023 - 0.15) Singapore cent per share and a special dividend of 0.075 (2023 - 0.15) Singapore cent per share for the financial year ended 30 September 2024 will be proposed. These financial statements do not reflect this dividend, which will be accounted for in shareholder's equity as an appropriation of retained earnings in the financial year ending 30 September 2025.

The remainder of this page has been intentionally left blank.

Statistics of Shareholdings

As at 12 December 2024

ISSUED AND FULLY PAID-UP CAPITAL (INCLUDING TREASURY SHARES)	:	394,066,518
ISSUED AND FULLY PAID-UP CAPITAL (EXCLUDING TREASURY SHARES)	:	359,069,118
NUMBER OF ISSUED SHARES (EXCLUDING TREASURY SHARES)	:	359,069,118
NUMBER/PERCENTAGE OF TREASURY SHARES	:	34,997,400 (9.75%)
CLASS OF SHARES	:	ORDINARY SHARES
VOTING RIGHTS	:	1 VOTE PER SHARE

DISTRIBUTION OF SHAREHOLDINGS

Size of Shareholdings	No. of Shareholders	%	No. of Shares	%
1 - 99	89	19.82	1,293	0.00
100 - 1,000	88	19.60	72,764	0.02
1,001 - 10,000	88	19.60	443,180	0.12
10,001 - 1,000,000	161	35.86	19,074,843	5.31
1,000,001 & above	23	5.12	339,477,038	94.55
TOTAL	449	100.00	359,069,118	100.00

TOP TWENTY SHAREHOLDERS

As at 12 December 2024

No.	Size of Shareholdings	No. of Shares	%
1.	CITRINE CAPITAL PTE LTD	79,330,294	22.09
2.	HONG LEONG FINANCE NOMINEES PTE LTD	56,500,000	15.74
3.	KOH CHIN KIM	45,780,000	12.75
4.	TAN CHEE TIONG	39,991,600	11.14
5.	TAN CHEE BENG	27,795,000	7.74
6.	TAN BEE BEE	21,860,600	6.09
7.	PHILLIP SECURITIES PTE LTD	14,816,325	4.13
8.	DB NOMINEES (SINGAPORE) PTE LTD	14,455,800	4.03
9.	SBS NOMINEES PTE LTD	9,760,000	2.72
10.	DBS NOMINEES PTE LTD	3,859,719	1.07
11.	SEAH KHENG LUN	3,215,600	0.90
12.	LOW SING KHIANG	3,025,500	0.84
13.	DIANA SNG SIEW KHIM	2,995,500	0.83
14.	UNITED OVERSEAS BANK NOMINEES PTE LTD	2,904,900	0.81
15.	HSBC (SINGAPORE) NOMINEES PTE LTD	2,390,000	0.67
16.	CHEW THYE CHUAN OR TAN SEW MAI	2,100,000	0.58
17.	YEO KOK HIONG	1,729,800	0.48
18.	CHAN HOE YIN @ CHAN PAK YIN	1,373,000	0.38
19.	MOH SWEE SHYONG	1,220,000	0.34
20.	TAY THIAM SONG	1,127,800	0.31
	TOTAL	336,231,438	93.64

Statistics of Shareholdings

As at 12 December 2024

SUBSTANTIAL SHAREHOLDERS

Substantial Shareholders of the Company (as recorded in the Register of Substantial Shareholders) as at 12 December 2024:

Name	Direct Interest		Deemed Interest	
	No. of Shares	%	No. of Shares	%
Koh Chin Kim	45,780,000	12.75	242,764,894 ⁽¹⁾	67.60
Tan Chee Tiong	40,254,800	11.21	248,290,094 ⁽¹⁾	69.14
Tan Chee Beng	27,795,000	7.74	260,749,894 ⁽¹⁾⁽²⁾	72.61
Tan Bee Bee	22,075,600	6.14	266,469,294 ⁽¹⁾	74.21
Citrine Capital Pte. Ltd	79,330,294	22.09	56,500,000 ⁽³⁾	15.74
Top Fortune Capital Pte.Ltd	-	-	135,830,294 ⁽⁴⁾	37.83

Notes:

- (1) Tan Chee Beng, Tan Chee Tiong and Tan Bee Bee are siblings. Their mother is Koh Chin Kim. Each of Tan Chee Beng, Tan Chee Tiong, Tan Bee Bee and Koh Chin Kim is deemed interested in all the Shares held by their family members.
- (2) Tan Chee Beng is deemed interested in 14,000,000 ordinary shares held in the name of DB Nominees (S) Pte Ltd, 2,809,200 ordinary shares held in the name of United Overseas Bank Nominees Pte Ltd, 79,330,294 shares held in the name of Citrine Capital Pte. Ltd. and 56,500,000 shares held in the name of Hong Leong Finance Nominees Pte Ltd through Citrine Capital Pte Ltd.
- (3) Citrine Capital Pte. Ltd. (**Citrine**) is deemed interested in 56,500,000 ordinary shares registered in the name of Hong Leong Finance Nominees Pte Ltd.
- (4) Top Fortune Capital Pte. Ltd. (TFC SG) holds 30,832,000 ordinary shares in the capital of Citrine, representing 94% of the share capital of Citrine. Accordingly, TFC SG is deemed to have an interest in:
 - (a) 79,330,294 Shares in the capital of Goodland Group Limited (Shares) registered in the name of Citrine; and
 - (b) 56,500,000 Shares registered in the name of Hong Leong Finance Nominees Pte Ltd, which holds such Shares as a nominee for Citrine.

SHAREHOLDING BY THE PUBLIC

Based on the information available to the Company as at 12 December 2024, approximately 19.65% of the issued ordinary shares of the Company is held by the public, and therefore, Rule 723 of the Singapore Exchange Securities Trading Limited Listing Manual is complied with.

Notice of Annual General Meeting

NOTICE IS HEREBY GIVEN that the Annual General Meeting (“AGM”) of Goodland Group Limited (the “Company”) will be held at Seletar Country Club, 101 Seletar Club Road, Seletar Room, Level 2, Singapore 798273 on Wednesday, 22 January 2025 at 9:00 a.m. to transact the following purposes:

AS ORDINARY BUSINESS

1. To receive and adopt the Directors’ Statement and the Audited Financial Statements of the Company for the year ended 30 September 2024 together with the Auditors’ Report thereon.
(Resolution 1)
2. To declare a final tax-exempt (one-tier) dividend of 0.5 Singapore cent per ordinary share each and a special tax-exempt (one-tier) dividend of 0.075 Singapore cent per ordinary share each for the financial year ended 30 September 2024.
(Resolution 2)
3. To approve the payment of Directors’ Fees of S\$188,000 for the financial year ending 30 September 2025. (2024: S\$188,000)
(Resolution 3)
4. To re-elect the following Directors of the Company who retire by rotation in accordance with Regulation 98 of the Company’s Constitution and who, being eligible, offer themselves for re-election:
 - 4.1 Mr Tan Chee Beng **(Resolution 4)**
 - 4.2 Ms Tan Bee Bee **(Resolution 5)**
 - 4.2 Mr Charles Chong You Fook **(Resolution 6)**

[See Explanatory Note (i)]

Note: Both Dr Wu Chiaw Ching and Mr Raymond Lye Hoong Yip had informed the Company that they will retire as independent directors of the Company at the close of this Annual General Meeting. Dr Wu and Mr Raymond Lye will also relinquish all their positions in the Board Committees.
5. To approve the appointment of Mr Christopher Yong Shu Wei as a Director of the Company.
(Resolution 7)
[See Explanatory Note (ii)]
6. To re-appoint Messrs Foo Kon Tan LLP as the Auditors of the Company and to authorise the Directors of the Company to fix their remuneration.
(Resolution 8)
7. To transact any other ordinary business which may properly be transacted at an AGM.

Notice of Annual General Meeting

AS SPECIAL BUSINESS

To consider and if thought fit, to pass the following resolutions as Ordinary Resolutions, with or without any modifications:

8. Authority to allot and issue shares

That pursuant to Section 161 of the Companies Act 1967 ("**Companies Act**") and Rule 806 of the Listing Manual of the Singapore Exchange Securities Trading Limited ("**SGX-ST**"), the Directors of the Company be authorised and empowered to:-

- (a) (i) issue shares in the capital of the Company ("**Shares**") whether by way of rights, bonus or otherwise; and/or
- (ii) make or grant offers, agreements or options (collectively, "**Instruments**") that might or would require shares to be issued, including but not limited to the creation and issue of (as well as adjustments to) options, warrants, debentures or other instruments convertible into shares,

at any time and upon such terms and conditions and for such purposes and to such persons as the Directors of the Company may in their absolute discretion deem fit; and

- (b) (notwithstanding the authority conferred by this Resolution may have ceased to be in force) issue Shares in pursuance of any Instrument made or granted by the Directors of the Company while this Resolution was in force,

provided that:

- (1) the aggregate number of Shares (including Shares to be issued in pursuance of the Instruments, made or granted pursuant to this Resolution) to be issued pursuant to this Resolution shall not exceed fifty per cent (50%) of the total number of issued shares (excluding treasury shares and subsidiary holdings) in the capital of the Company (as calculated in accordance with sub-paragraph (2) below), of which the aggregate number of Shares and Instruments to be issued other than on a pro rata basis to existing shareholders of the Company shall not exceed twenty per cent (20%) of the total number of issued Shares (excluding treasury shares and subsidiary holdings) in the capital of the Company (as calculated in accordance with sub-paragraph (2) below);
- (2) (subject to such calculation as may be prescribed by the SGX-ST) for the purpose of determining the aggregate number of Shares that may be issued under sub-paragraph (1) above, the total number of issued Shares (excluding treasury shares and subsidiary holdings) shall be based on the total number of issued Shares (excluding treasury shares and subsidiary holdings) in the capital of the Company at the time of the passing of this Resolution, after adjusting for:
 - (i) new Shares arising from the conversion or exercise of any convertible securities;
 - (ii) new Shares arising from exercising share options or vesting of share awards; and
 - (iii) any subsequent bonus issue, consolidation or subdivision of Shares;

Adjustments in accordance with 2(i) or 2(ii) above are only to be made in respect of new shares arising from convertible securities, share options or share awards which were issued and outstanding or subsisting at the time of the passing of this Resolution.

Notice of Annual General Meeting

- (3) in exercising the authority conferred by this Resolution, the Company shall comply with the provisions of the Listing Manual of the SGX-ST for the time being in force (unless such compliance has been waived by the SGX-ST) all applicable legal requirements under the Companies Act and otherwise, and the Constitution of the Company; and
- (4) unless revoked or varied by the Company in a general meeting, such authority shall continue in force until the conclusion of the next AGM of the Company or the date by which the next AGM of the Company is required by law to be held, whichever is earlier.

(Resolution 9)

[See Explanatory Note (iii)]

9. Renewal of Share Buy-Back Mandate

That: -

- (a) for the purposes of Sections 76C and 76E of the Companies Act 1967 of Singapore ("**Companies Act**"), the exercise by the Directors of the Company of all the powers of the Company to purchase or otherwise acquire ordinary shares in the capital of the Company ("**Shares**") not exceeding in aggregate the Maximum Limit (as hereinafter defined), at such price(s) as may be determined by the Directors of the Company from time to time up to the Maximum Price (as hereinafter defined), whether by way of:
 - (i) market purchase(s) (each a "**Market Purchase**") on the Singapore Exchange Securities Trading Limited (the "SGX-ST"); and/or
 - (ii) off-market purchase(s) (each an "**Off-Market Purchase**") effected otherwise than on the SGX-ST in accordance with any equal access scheme(s) as may be determined or formulated by the Directors of the Company as they consider fit, which scheme(s) shall satisfy all the conditions prescribed by the Listing Manual of the SGX-ST ("**Listing Manual**") and the Companies Act, and otherwise in accordance with all other laws and regulations, including but not limited to, the provisions of the Companies Act, the Constitution of the Company and the Listing Manual as may for the time being be applicable be and is hereby authorised and approved generally and unconditionally (the "**Share Buy-Back Mandate**");
- (b) unless varied or revoked by the Company in general meeting, the authority conferred on the Directors of the Company pursuant to the Share Buy-Back Mandate may be exercised by the Directors at any time and from time to time during the Relevant Period and expiring on the earliest of:
 - (i) the conclusion of the next annual general meeting of the Company is held or date by which such annual general meeting is required by law to be held; or
 - (ii) the date on which the share buybacks are carried out to the full extent of the Share Buy-Back Mandate; or
 - (iii) the date on which the authority conferred in the Share Buy-Back Mandate is varied or revoked by the Company in a general meeting;

Notice of Annual General Meeting

(c) for purposes of this ordinary resolution:

“Maximum Limit” means ten per cent. (10%) of the total issued ordinary shares of the Company as at the date of the passing of this Resolution 9, unless the Company has effected a reduction of the share capital of the Company (other than a reduction by virtue of a share buy-back) in accordance with the applicable provisions of the Companies Act, at any time during the Relevant Period (as hereinafter defined) in which event the issued ordinary shares of the Company shall be taken to be the total number of the issued ordinary shares of the Company as altered by such capital reduction (the total number of ordinary shares shall exclude any ordinary shares that may be held as treasury shares by the Company from time to time);

“Relevant Period” means the period commencing from the date of the passing of this Resolution 9 and expiring on the earliest of the date the next annual general meeting of the Company is held or is required by law to be held, or the date on which the share buy-backs are carried out to the full extent of the Share Buy-Back Mandate, or the date the said mandate is revoked or varied by the Company in a general meeting;

“Maximum Price”, in relation to a Share to be purchased or acquired, means the purchase price (excluding brokerage, stamp duties, commission, applicable goods and services tax and other related expenses) which shall not exceed:

- (i) in the case of a Market Purchase, five per cent. (5%) above the average of the closing market prices of the Shares over the five (5) Market Days on which transactions in the Shares were recorded before the day on which the Market Purchase was made by the Company and deemed to be adjusted for any corporate action that occurs after the relevant five (5)-day period; and
- (ii) in the case of an Off-Market Purchase pursuant to an equal access scheme, fifteen percent (15%) above the average of the closing market prices of the Shares over the five (5) Market Days on which transactions in the Shares were recorded before the day on which the Company makes an announcement of an offer under the Off-Market Purchase scheme stating the purchase price (which shall not be more than the Maximum Price calculated on the foregoing basis) for each Share and the relevant terms of the equal access scheme for effecting the Off-Market Purchase, and deemed to be adjusted for any corporate action that occurs after the relevant five (5)-day period; and

“Market Day” means a day on which the SGX-ST is open for trading in securities;

- (d) the number of Shares which may in aggregate be purchased or acquired by the Company during the Relevant Period shall be subject to the Maximum Limit;
- (e) the Directors of the Company and/or any of them be and are hereby authorised to deal with the Shares purchased by the Company, pursuant to the Share Buy-Back Mandate in any manner as they think fit, which is permitted under the Companies Act;

Notice of Annual General Meeting

- (f) the Directors of the Company and/or any of them be and are hereby authorised to complete and do all such acts and things (including without limitation, to execute all such documents as may be required and to approve any amendments, alterations or modifications to any documents), as they and/or he may consider desirable, expedient or necessary to give effect to the transactions contemplated by this Resolution 9.

(Resolution 10)

[See Explanatory Note (iv)]

By Order of the Board

Kenneth Hor Swee Liang
Company Secretary
7 January 2025

Explanatory Notes:

- (i) Details Detailed information on Mr Tan Chee Beng, Ms Tan Bee Bee and Mr Charles Chong You Fook who are proposed to be re-elected as Directors of the Company can be found under sections "Board of Directors" and "Additional Information on Directors seeking re-election" in the Company's Annual Report for the financial year ended 30 September 2024.
- (ii) Detailed information of Mr Christopher Yong Shu Wei can be found under Additional Information on Director seeking appointment.
- (iii) The Ordinary Resolution 9 proposed in item 8 above, if passed, will empower the Directors of the Company, effective until the conclusion of the next AGM of the Company, or the date by which the next AGM of the Company is required by law to hold or such authority is varied or revoked by the Company in a general meeting, whichever is earlier, to issue Shares, make or grant instruments convertible into Shares and to issue Shares pursuant to such instruments, up to the amount not exceeding in aggregate fifty per cent (50%) of the total number of issued shares (excluding treasury shares and subsidiary holdings) in the capital of the Company of which the aggregate number of shares to be issued other than on a pro-rata basis to shareholders of the Company (including shares to be issued in pursuance of Instruments made or granted pursuant to this Resolution) does not exceed twenty per cent (20%) of the total number of issued shares (excluding treasury shares and subsidiary holdings) in the capital of the Company at the time this Ordinary Resolution is passed, for such purposes as they consider would be in the interest of the Company.
- (iv) The Ordinary Resolution 10 proposed in item 9 above, if passed, renews the Share Buy-Back Mandate authorising the Directors of the Company, from time to time, to buy back shares of the Company by way of market purchase(s) and/or off-market purchase(s) subject to and in accordance with the prescribed rules and regulations governed by the Companies Act, the Listing Manual and such other laws and regulations as may for the time being applicable.

NOTICE OF BOOKS CLOSURE

NOTICE IS HEREBY GIVEN that the Share Transfer Books and Register of Members of Goodland Group Limited (the "**Company**") will be closed on 31 January 2025 for the purpose of determining members' entitlements to the final tax exempt (one-tier) dividend of 0.5 Singapore cent per ordinary share (the "**Proposed Final Dividend**") and the special tax exempt (one-tier) dividend of 0.075 Singapore cent per ordinary share (the "**Special Dividend**") to be proposed at the Annual General Meeting of the Company ("**AGM**") to be held on 22 January 2025.

Duly completed registrable transfers in respect of the shares in the Company received up to the close of business at 5:00 p.m. on 31 January 2025 by the Company's Share Registrar, B.A.C.S. Private Limited, 77 Robinson Rd, #06-03 Robinson 77, Singapore 068896 will be registered to determine members' entitlements to the Proposed Final and Special Dividends. Members whose Securities Accounts with The Central Depository (Pte) Limited are credited with shares in the Company as at 5:00 p.m. on 31 January 2025 will be entitled to such Proposed Final and Special Dividends.

The Proposed Final and Special Dividends, if approved by shareholders at the AGM to be held on 22 January 2025, will be paid on or about on 14 February 2025 and 1 April 2025 of 0.5 Singapore cent and 0.075 Singapore cent respectively.

Notice of Annual General Meeting

Notes:

1. The Annual General Meeting will be held, in a wholly physical format, at the venue, date and time stated above. Shareholders, including CPF and SRS investors, and (where applicable) duly appointed proxies and representatives will be able to ask questions and vote at the Annual General Meeting by attending the Annual General Meeting in person. **There will be no option for shareholders to participate virtually.**

Printed copies of this Notice of Annual General Meeting and the accompanying Proxy Form will be sent by post to members. These documents will also be published on the Company's website at the URL <https://goodlandgroup.listedcompany.com> and the SGX website at the URL <https://www.sgx.com/securities/company-announcements>.

2. Arrangements for participation in the AGM physically

Members (including CPFIS and SRS investors) may participate in the AGM by:

- (a) attending the AGM in person;
- (b) submitting questions to the Chairman of the Meeting in advance of, or at, the AGM; and/or
- (c) voting at the AGM
 - (i) themselves personally; or (ii) through their duly appointed proxy(ies).

CPFIS and SRS investors who wish to appoint the Chairman of the Meeting (and not third party prox(ies)) as proxy to approach their respective CPF Agent Banks or SRS Operators to submit their votes. Please see item 6 below for details.

Shareholders, including CPF and SRS investors, and (where applicable) duly appointed proxies and representatives are advised not to attend the Annual General Meeting if they are feeling unwell.

3.
 - (a) A member who is not a relevant intermediary is entitled to appoint not more than two proxies to attend, speak and vote in his/her stead at the AGM.
 - (b) A member who is a relevant intermediary is entitled to appoint more than two proxies to attend, speak and vote at the AGM, but each proxy must be appointed to exercise the rights attached to a different share or shares held by such member.

"Relevant intermediary" has the meaning ascribed to it in Section 181 of the Companies Act 1967.

4. A proxy need not be a member of the Company.
5. A member can appoint the Chairman of the Meeting as his/her/its proxy **but** this is **not mandatory**.

If a member wishes to appoint the Chairman of the Meeting as proxy, such member (whether individual or corporate) must give specific instructions as to voting for, voting against, or abstentions from voting on, each resolution in the instrument appointing the Chairman of the Meeting as proxy. If no specific direction as to voting is given or in the event of any other matter arising at the Meeting and at any adjournment thereof, the Chairman of the Meeting will vote or abstain from voting at his discretion.

6. CPFIS/SRS investors who hold SGX shares through CPF Agent Banks/SRS Operators:
 - (a) may vote at the Meeting if they are appointed as proxies by their respective CPF Agent Banks/SRS Operators, and should contact their respective CPF Agent Banks/SRS Operators if they have any queries regarding their appointment as proxies; or
 - (b) may appoint the Chairman of the Meeting as proxy to vote on their behalf at the Meeting, in which case they should approach their CPF Agent Banks/SRS Operators to submit their votes at least 7 working days prior to the date of AGM i.e. **by 9:00 a.m. on 13 January 2025**.
7. Submission of instrument of proxy or proxy ("Proxy Form") – **By 9:00 a.m. on 20 January 2025**.

The Proxy Form must be submitted through any one of the following means:

- (a) by depositing a physical copy at the office of the Company's Share Registrar, B.A.C.S. Private Limited, 77 Robinson Rd, #06-03 Robinson 77, Singapore 068896; or

Notice of Annual General Meeting

(b) by sending a scanned PDF copy by email to agm@goodlandgroup.com.sg,

in either case, not less than 48 hours before the time appointed for holding the Meeting i.e. by 9:00 a.m. on 20 January 2025, and failing which, the Proxy Form will not be treated as valid.

8. The Company shall be entitled to, and will, treat any valid Proxy Form which was delivered by a member to the Company **before 9:00 a.m. on 20 January 2025** as a valid instrument as the member's proxy to attend, speak and vote at the Meeting if: (a) the member had indicated how he/she/it wished to vote for or vote against or abstain from voting on each resolution; and (b) the member has not withdrawn the appointment by 9:00 a.m. on 20 January 2025.
9. If the member is a corporation, the instrument appointing the proxy must be under seal or the hand of an officer or attorney duly authorised.
10. Completion and return of the Proxy Form by a member will not prevent him/her from attending, speaking and voting at the Meeting if he/she so wishes. The appointment of the proxy(ies) for the Meeting will be deemed to be revoked if the member attends the Meeting in person and in such event, the Company reserves the right to refuse to admit any person or persons appointed under the relevant instrument appointing a proxy(ies) to the Meeting.
11. Submission of questions by members in advance of the Meeting – **By 9:00 a.m. on 15 January 2025**
 - (a) Members may also submit questions related to the resolutions to be tabled for approval at the Meeting. All questions, together with the members' full names, identification numbers, contact numbers and email addresses and manner in which they hold shares in the Company ("**Shares**"), must be submitted no later than 9:00 a.m. on 15 January 2025 or by post to the registered office of the Company at 3 Kim Chuan Lane #07-01 Goodland Group Building, Singapore 537069.
 - (b) The Company will publish the responses to substantial and relevant questions on the SGX website at <https://www.sgx.com/securities/company-announcements> and the Company's website <https://goodlandgroup.listedcompany.com/newsroom.html> by 17 January 2025, if any.
 - (c) The Company endeavours to address (i) subsequent clarifications sought (ii) follow-up questions or (iii) subsequent substantial and relevant questions which are received after its Responses to Q&A at the Meeting itself. Where substantially similar questions are received, we will consolidate such questions and consequently not all questions may be individually addressed.
 - (d) Minutes of AGM - The Company will, within one month after the date of the AGM, publish the minutes of the AGM on SGXNET, and the minutes will include the responses to the questions which are addressed during the AGM, if any.
12. Important reminder. Members are reminded to check SGXNet for any latest updates on the status of the AGM.

Personal data privacy:

By submitting an instrument appointing a proxy(ies) and/or representative(s) to attend, speak and vote at the AGM and/or any adjournment thereof, a member of the Company (i) consents to the collection, use and disclosure of the member's personal data by the Company (or its agents) for the purpose of the processing and administration by the Company (or its agents) of proxies and representatives appointed for the AGM (including any adjournment thereof) and the preparation and compilation of the attendance lists, minutes and other documents relating to the AGM (including any adjournment thereof), and in order for the Company (or its agents) to comply with any applicable laws, listing rules, regulations and/or guidelines (collectively, the "Purposes"), (ii) warrants that where the member discloses the personal data of the member's proxy(ies) and/or representative(s) to the Company (or its agents), the member has obtained the prior consent of such proxy(ies) and/or representative(s) for the collection, use and disclosure by the Company (or its agents) of the personal data of such proxy(ies) and/or representative(s) for the Purposes, and (iii) agrees that the member will indemnify the Company in respect of any penalties, liabilities, claims, demands, losses and damages as a result of the member's breach of warranty.

The remainder of this page has been intentionally left blank.

Disclosure of Information on Directors Seeking Re-Election

Mr Tan Chee Beng, Ms Tan Bee Bee and Mr Chong You Fook Charles are the Directors seeking re-election at the forthcoming Annual General Meeting of the Company to be convened on 22 January 2025 ("AGM") (collectively, the "Retiring Directors" and each a "Retiring Director").

Mr Christopher Yong Shu Wei is proposed for appointment as a Director of the Company at the forthcoming AGM ("New Director").

Pursuant to Rule 720(6) of the Listing Manual of the SGX-ST, the following is the information relating to the Retiring Directors and New Director as set out in Appendix 7.4.1 to the Listing Manual of the SGX-ST:

	MR BEN TAN CHEE BENG	MS TAN BEE BEE	MR CHONG YOU FOOK CHARLES	MR CHRISTOPHER YONG SHU WEI
Date of Appointment	6 May 2004	19 August 2009	13 August 2018	22 January 2025
Date of last re-appointment	19 January 2023	19 January 2023	25 January 2022	N.A.
Age	57	54	71	56
Country of principal residence	Singapore	Singapore	Singapore	Singapore
The Board's comments on this appointment (including rationale, selection criteria, and the search and nomination process)	<p>The Nominating Committee ("NC"), having reviewed Mr Tan Chee Beng's qualifications and working experience, had recommended Mr Tan Chee Beng to be re-elected as an Executive Director.</p> <p>The Board of Directors has considered and concurred with the recommendation of the NC and approved the re-election of Mr Tan Chee Beng as an Executive Director.</p>	<p>The NC, having reviewed Ms Melanie Tan Bee Bee qualifications and working experience, had recommended Ms Tan Bee Bee to be re-appointed as an Executive Director.</p> <p>The Board of Directors has considered and concurred with the recommendation of the NC and approved the appointment of Ms Tan Bee Bee as an Executive Director.</p>	<p>The NC, having reviewed Mr Chong You Fook Charles's qualifications, working experience, expertise and independence, had recommended Mr Chong You Fook Charles to be re-elected as an Independent Non-Executive Director, Chairman of the Nominating Committee and a member of the Audit Committee and Remuneration Committee.</p> <p>The Board of Directors has considered and concurred with the recommendation of the NC and approved the re-election of Mr Chong You Fook Charles as an Independent Non-Executive Director, Chairman of the Nominating Committee and a member of the Audit Committee and Remuneration Committee.</p>	<p>The Board of Directors of the Company has considered, among others, the recommendation of the NC and has reviewed the qualifications, working experience, expertise and independence of Mr Christopher Yong Shu Wei, and was of the view that he will be able to contribute towards the core competences of the Board and approved his appointment as an Independent Non-Executive Director of the Company, Chairman of Remuneration and a member of Audit Committee and Nominating Committee with effect from 22 January 2025.</p>

Disclosure of Information on Directors Seeking Re-Election

	MR BEN TAN CHEE BENG	MS TAN BEE BEE	MR CHONG YOU FOOK CHARLES	MR CHRISTOPHER YONG SHU WEI
Whether appointment is executive, and if so, the area of responsibility	Executive	Executive	Independent Non-Executive Director	Independent Non-Executive Director
Job Title (e.g. Lead ID, AC Chairman, AC Member etc.)	Executive Chairman	Executive Director	Independent Non-Executive Director, Chairman of the Nominating Committee and a member of the Audit Committee and Remuneration Committee.	Independent Non-Executive Director, Chairman of the Remuneration Committee and a member of the Audit Committee and Nominating Committee.
Professional qualifications	Mr Tan holds a Bachelor of Engineering (civil) degree from the National University of Singapore	Ms Tan holds Level 2, Association of Chartered Certified Accountants and Certificate of Internal Quality Audit - CCIS Singapore Pte Ltd and is a member of the Singapore Institute of Directors.	Aircraft Engineering at Sydney Technical College	Mr Yong holds a Bachelor of Laws degree from the University of Hull.
Working experience and occupation(s) during the past 10 years	Executive Chairman - Goodland Group Limited - since 2004	Executive Director - Goodland Group Limited - since 2009.	Vice President - S/A Engineering Company - July 2004 to July 2015 Member of Parliament - September 1988 to June 2020 Deputy Speaker of Parliament - October 2011 to June 2020	Shook Lin & Bok - Associate: Litigation (Banking & Finance) - 1995 to 1998 Loo & Partners - Associate: Litigation (Commercial Litigation) - 1999 Christopher Yong & Company - Sole-Proprietor: acted on mainly commercial litigation, corporate advisory and transactions - 2000 Ee & Yong LLC - Director: acted on mainly commercial litigation, corporate advisory and transactions - 2001 to 2002 Legal 21 LLC - Director: acted on mainly commercial litigation, corporate advisory and transactions - Aug 2002 to Jul 2014

Disclosure of Information on Directors Seeking Re-Election

	MR BEN TAN CHEE BENG	MS TAN BEE BEE	MR CHONG YOU FOOK CHARLES	MR CHRISTOPHER YONG SHU WEI
				Legal Solutions LLC - Director: Co-head of Real Estate Practice. Main practice areas include corporate real estate, collective sales, commercial litigation, corporate advisory and transactions, mediation and international arbitration - Jul 2014 to Oct 2024 Kennedys Legal Solutions - Partner: concurrent appointment as Kennedys Legal Solutions is a JV between Legal Solutions LLC and Kennedys LLP - May 2015 to Oct 2024 Terra Law LLC - Managing Director & Founder – since Nov 2024
Shareholding interest in the listed issuer and its subsidiaries	Yes	Yes	No	No
Any relationship (including immediate family relationships) with any existing director, existing executive officer, the issuer and/or substantial shareholder of the listed issuer or of any of its principal subsidiaries	Yes	Yes	No	No
Conflict of Interest (including any competing business)	N/A	N/A	No	No
Undertaking (in the format set out in Appendix 7.7) under Rule 720(1) has been submitted to the listed issuer	Yes	Yes	Yes	Yes

Disclosure of Information on Directors Seeking Re-Election

	MR BEN TAN CHEE BENG	MS TAN BEE BEE	MR CHONG YU FOOK CHARLES	MR CHRISTOPHER YONG SHU WEI
Other Principal Commitments* Including Directorships#			Consultant - SIA Engineering Company - August 2015 to June 2018	N/A
Past (for the last 5 years)	N/A	N/A	Board Member - International Engine Component Overhaul Pte Ltd - April 2006 to October 2016 Board Member - Messier Services Asia Pte Ltd - January 2010 to May 2016 Board Member - Pan Asia Pacific Aviation Services Ltd - February 2012 to June 2016	
Present	Goodland Group Limited - Executive Chairman	Executive Director - Goodland Group Limited	Lead Independent Non-Executive Director - Goodland Group Limited - since August 2018	N/A
Disclose the following matters concerning an appointment of director, chief executive officer, chief financial officer, chief operating officer, general manager or other officer of equivalent rank. If the answer to any question is "yes", full details must be given.				
(a)	Whether at any time during the last 10 years, an application or a petition under any bankruptcy law of any jurisdiction was filed against him or against a partnership of which he was a partner at the time when he was a partner or at any time within 2 years from the date he ceased to be a partner?	No	No	No

Disclosure of Information on Directors Seeking Re-Election

	MR BEN TAN CHEE BENG	MS TAN BEE BEE	MR CHONG YOU FOOK CHARLES	MR CHRISTOPHER YONG SHU WEI
(b) Whether at any time during the last 10 years, an application or a petition under any law of any jurisdiction was filed against an entity (not being a partnership) of which he was a director or an equivalent person or a key executive, at the time when he was a director or an equivalent person or a key executive of that entity or at any time within 2 years from the date he ceased to be a director or an equivalent person or a key executive of that entity, for the winding up or dissolution of that entity or, where that entity is the trustee of a business trust, that business trust, on the ground of insolvency?	No	No	No	No
(c) Whether there is any unsatisfied judgment against him?	No	No	No	No
(d) Whether he has ever been convicted of any offence, in Singapore or elsewhere, involving fraud or dishonesty which is punishable with imprisonment, or has been the subject of any criminal proceedings (including any pending criminal proceedings of which he is aware) for such purpose?	No	No	No	No
(e) Whether he has ever been convicted of any offence, in Singapore or elsewhere, involving a breach of any law or regulatory requirement that relates to the securities or futures industry in Singapore or elsewhere, or has been the subject of any criminal proceedings (including any pending criminal proceedings of which he is aware) for such breach?	No	No	No	No

Disclosure of Information on Directors Seeking Re-Election

	MR BEN TAN CHEE BENG	MS TAN BEE BEE	MR CHONG YOU FOOK CHARLES	MR CHRISTOPHER YONG SHU WEI
(f) Whether at any time during the last 10 years, judgment has been entered against him in any civil proceedings in Singapore or elsewhere involving a breach of any law or regulatory requirement that relates to the securities or futures industry in Singapore or elsewhere, or a finding of fraud, misrepresentation or dishonesty on his part, or he has been the subject of any civil proceedings (including any pending civil proceedings of which he is aware) involving an allegation of fraud, misrepresentation or dishonesty on his part?	No	No	No	No
(g) Whether he has ever been convicted in Singapore or elsewhere of any offence in connection with the formation or management of any entity or business trust?	No	No	No	No
(h) Whether he has ever been disqualified from acting as a director or an equivalent person of any entity (including the trustee of a business trust), or from taking part directly or indirectly in the management of any entity or business trust?	No	No	No	No
(i) Whether he has ever been the subject of any order, judgment or ruling of any court, tribunal or governmental body, permanently or temporarily enjoining him from engaging in any type of business practice or activity?	No	No	No	No

Disclosure of Information on Directors Seeking Re-Election

	MR BEN TAN CHEE BENG	MS TAN BEE BEE	MR CHONG YOU FOOK CHARLES	MR CHRISTOPHER YONG SHU WEI
(j) Whether he has ever, to his knowledge, been concerned with the management or conduct, in Singapore or elsewhere, of the affairs of: -	No	No	No	No
(i) any corporation which has been investigated for a breach of any law or regulatory requirement governing corporations in Singapore or elsewhere; or				
(i) any entity (not being a corporation) which has been investigated for a breach of any law or regulatory requirement governing such entities in Singapore or elsewhere; or				
(i) any business trust which has been investigated for a breach of any law or regulatory requirement governing business trusts in Singapore or elsewhere; or				
(i) any entity or business trust which has been investigated for a breach of any law or regulatory requirement that relates to the securities or futures industry in Singapore or elsewhere				
in connection with any matter occurring or arising during that period when he was so concerned with the entity or business trust?	No	No	No	No
(k) Whether he has been the subject of any current or past investigation or disciplinary proceedings, or has been reprimanded or issued any warning, by the Monetary Authority of Singapore or any other regulatory authority, exchange, professional body or government agency, whether in Singapore or elsewhere?	No	No	No	No

Disclosure of Information on Directors Seeking Re-Election

	MR BEN TAN CHEE BENG	MS TAN BEE BEE	MR CHONG YOU FOOK CHARLES	MR CHRISTOPHER YONG SHU WEI
Disclosure applicable to the appointment of Director only				
Any prior experience as a director of a listed company?	N/A	N/A	N/A	NO. Mr Christopher Yong Shu Mei will attend appropriate training courses to familiar himself with the roles and responsibilities of a Director of a listed company.
If yes, please provide details of prior experience.				
If no, please state if the director has attended or will be attending training on the roles and responsibilities of a director of a listed issuer as prescribed by the Exchange.				
Please provide details of relevant experience and the nominating committee's reasons for not requiring the director to undergo training as prescribed by the Exchange (if applicable).				

The remainder of this page has been intentionally left blank.

This page has been intentionally left blank.

GOODLAND GROUP LIMITED

Company Registration No. 200405522N
(Incorporated in the Republic of Singapore)

PROXY FORM ANNUAL GENERAL MEETING

(Please see notes overleaf before completing this Form)

Important

1. The Annual General Meeting ("AGM") will be held, in a wholly physical format, at the venue, date and time stated below. There will be no option for shareholders to participate virtually.
2. **Please read the notes overleaf which contain instructions on, inter alia, the appointment of a proxy(ies).**
3. This Proxy Form is not valid for use (and shall be ineffective for all intents and purposes if used or purported to be used) by CPF and SRS investors. CPF and SRS Investors:
 - (a) may vote at the Annual General Meeting if they are appointed as proxies by their respective CPF Agent Banks or SRS Operators, and should contact their respective CPF Agent Banks or SRS Operators if they have any queries regarding their appointment as proxies; or
 - (b) may appoint the Chairman of the Meeting as proxy to vote on their behalf at the Annual General Meeting, in which case they should approach their respective CPF Agent Banks or SRS Operators to submit their votes by 9:00 a.m. on 13 January 2025.

I/We, _____ (Name) _____ (NRIC/Passport No/Co Reg Number)

of _____ (Address)

being a member / members of **GOODLAND GROUP LIMITED** (the "Company"), hereby appoint:

Name	*NRIC/Passport No.	Proportion of Shareholdings	
		No. of Shares	%
Address			

and/or (delete as appropriate)

Name	*NRIC/Passport No.	Proportion of Shareholdings	
		No. of Shares	%
Address			

or failing the person, or either or both of the persons referred to above, the Chairman of the Annual General Meeting of the Company as *my/our *proxy/proxies to attend, speak or vote for *me/us on *my/our behalf at the Annual General Meeting of the Company to be held physically at Seletar Country Club, 101 Seletar Club Road, Seletar Room, Level 2, Singapore 798273 on Wednesday, 22 January 2025 at 9:00 a.m. and at any adjournment thereof.

*I/We direct *my/our *proxy/proxies to vote for, against or abstain the Resolutions proposed at the Annual General Meeting as indicated hereunder.

If no specific direction as to voting is given or in the event of any other matter arising at the Annual General Meeting and at any adjournment thereof, the proxy/proxies will vote or abstain from voting at his/her discretion. All resolutions put to the vote at the Annual General Meeting shall be decided by way of poll.

(If you wish to exercise all your votes "For", "Against" or "Abstain", please tick [✓] within the box provided. Alternatively, please indicate the number of votes as appropriate.)

No.	Resolutions relating to:	For*	Against*	Abstain*
Ordinary Business				
1.	Adoption of Directors' Statement and Audited Financial Statements for the year ended 30 September 2024			
2.	Declaration of a final and special tax-exempt (one-tier) dividend			
3.	Approval of Directors' Fees amounting to S\$188,000.00 for the financial year ending 30 September 2025 (2024: S\$188,000.00)			
4.	Re-election of Mr Tan Chee Beng as a Director			
5.	Re-election of Mr Tan Bee Bee as a Director			
6.	Re-election of Mr Charles Chong You Fook as a Director			
7.	Appointment of Mr Christopher Yong Shu Wei as a Director			
8.	Re-appointment of Foo Kon Tan LLP as Auditors			
Special Business				
9.	Authority to allot and issue Shares pursuant to Section 161 of the Companies Act 1967 of Singapore			
10.	Renewal of Share Buy-Back Mandate			

Dated this _____ day of _____ 2025

Total number of Shares held



Signature(s) of member(s) or common seal

IMPORTANT: PLEASE READ NOTES OVERLEAF BEFORE COMPLETING THIS PROXY FORM

Notes:

1. Each of the resolutions to be put to the vote of members at the AGM (and at any adjournment thereof) will be voted on by way of a poll.
2. Please insert the total number of shares of the Company ("Shares") held by you. If you have Shares entered against your name in the Depository Register (as defined in Section 81SF of the Securities and Futures Act 2001), you should insert that number of Shares. If you have Shares registered in your name in the Register of Members, you should insert that number of Shares. If you have Shares entered against your name in the Depository Register and Shares registered in your name in the Register of Members, you should insert the aggregate number of Shares entered against your name in the Depository Register and registered in your name in the Register of Members. If no number is inserted, the instrument appointing a proxy or proxies shall be deemed to relate to all the Shares held by you.
3. A member who is not a relevant intermediary is entitled to appoint not more than two proxies to attend, speak and vote in his/her stead. A proxy need not be a member of the Company.
4. Where a member appoints two proxies, the appointments shall be invalid unless he/she specifies the proportion of his/her shareholding (expressed as a percentage of the whole) to be represented by each proxy pursuant to Regulation 90(2) of the Company's Constitution. The proxy form may be accessed on the SGX website.
5. A member who is a relevant intermediary entitled to attend the meeting and vote is entitled to appoint more than two proxies to attend and vote instead of the member, but each proxy must be appointed to exercise the rights attached to a different Share or Shares held by such member. Where such member appoints more than two proxies, the appointments shall be invalid unless the member specifies the number of Shares in relation to which each proxy has been appointed.

"Relevant intermediary" means:

- (a) a banking corporation licensed under the Banking Act 1970 or a wholly-owned subsidiary of such a banking corporation, whose business includes the provision of nominee services and who holds shares in that capacity;
- (b) a person holding a capital markets services licence to provide custodial services for securities under the Securities and Futures Act 2001 and who holds shares in that capacity; or
- (c) the Central Provident Fund Board established by the Central Provident Fund Act 1953, in respect of shares purchased under the subsidiary legislation made under that Act providing for the making of investments from the contributions and interest standing to the credit of members of the Central Provident Fund, if the Board holds those shares in the capacity of an intermediary pursuant to or in accordance with that subsidiary legislation.

A member can appoint the Chairman of the Meeting as his/her/its proxy but this is not mandatory.

6. The instrument appointing a proxy(ies) ("Proxy Form") must be submitted to the Company in the following manner:-
 - (a) by depositing a physical copy at the office of the Company's Share Registrar, B.A.C.S. Private Limited, 77 Robinson Rd, #06-03 Robinson 77, Singapore 068896; or
 - (b) by sending a scanned PDF copy by email to agm@goodlandgroup.com.sg,in either case, not less than 48 hours before the time appointed for holding the AGM, that is by 9:00 a.m. on 20 January 2025, failing which, the Proxy Form will not be treated as valid.
7. Completion and return of the Proxy Form by a member will not prevent him/her from attending, speaking and voting at the AGM if he/she so wishes. The appointment of the proxy(ies) for the AGM will be deemed to be revoked if the member attends the AGM in person and in such event, the Company reserves the right to refuse to admit any person or persons appointed under the relevant instrument appointing a proxy(ies) to the AGM.
8. The Proxy Form must be under the hand of the appointor or of his/her attorney duly authorised in writing. Where the Proxy Form is executed by a corporation, it must be executed either under its seal or under the hand of an officer or attorney duly authorised. Where the Proxy Form is executed by an attorney on behalf of the appointor, the letter or power of attorney or a duly certified copy thereof must be lodged with the instrument.
9. A corporation which is a member may authorise by resolution of its directors or other governing body such person as it thinks fit to act as its representative at the AGM, in accordance with Section 179 of the Companies Act 1967 of Singapore.

Personal data privacy:

By submitting an instrument appointing a proxy(ies) and/or representative(s), the Member accepts and agrees to the personal data privacy terms set out in the Notice of AGM dated 7 January 2025.

General:

The Company shall be entitled to reject the instrument appointing a proxy or proxies if it is incomplete, improperly completed or illegible or where the true intentions of the appointor are not ascertainable from the instructions of the appointor specified in the instrument appointing a proxy or proxies. In addition, in the case of Shares entered in the Depository Register, the Company may reject any instrument appointing a proxy or proxies lodged if the member, being the appointor, is not shown to have Shares entered against his/her name in the Depository Register as at seventy-two (72) hours before the time appointed for holding the AGM, as certified by The Central Depository (Pte) Limited to the Company.



GOODLAND GROUP LIMITED

Company Registration No. 200405522N

3 Kim Chuan Lane
#07-01 Goodland Group Building
Singapore 537069
Tel: +65 6289 0003
Fax: +65 6289 3818

www.goodlandgroup.com.sg