

# RSPO

---

## Roundtable on Sustainable Palm Oil

(SecHead)

Q408.

### A. Member Particulars

Name of your organisation	Golden Agri-Resources Ltd
Membership number	1-0096-11-000-00
Membership category	Oil Palm Growers
Membership sector	Ordinary
Country	Singapore

**B. What is/are the primary activity(ies) or product(s) of your organisation?  
Please tick all the sectors that best describe the business activity(ies) your organisation is involved in, including the primary RSPO membership sector.**

You will be required to answer the ACOP survey for all sectors that have been selected.

- Grower
- Processor and/or Trader
- Consumer Goods Manufacturer
- Retailer and/or Wholesaler
- Bank and/or Investor
- Social and/or Development NGO
- Environmental and/or Conservation NGO
- Affiliate

C.

**Before you begin your ACOP 2018 survey, we recommend that you refer to and review the full list of ACOP 2018 questions in Annex 1 of the ACOP Guidelines document.**

**The ACOP Guidelines document can be found at the following link:**

<https://rspo.org/key-documents/membership>

## 1.0. Operational profile

1.1. Please state your main activities as a palm oil grower:

Oil palm grower without palm oil mill

Oil palm grower with palm oil mill

Oil palm grower with palm oil mill and palm kernel crushing plant

Smallholder Group Manager

## 2.0. Operations and Certification Progress

### 2.1. Please state the number of palm oil estates controlled or managed

171

#### 2.1.2. Land area controlled and managed associated to palm oil

Total land controlled or managed for oil palm cultivation - planted (hectares)	394915
Total land controlled or managed for oil palm cultivation - unplanted (hectares)	0
Total land designated and managed as HCV areas (hectares)	53275
Other conservation areas set aside excluding HCV areas reported in 2.1.4	19082
Total land under Scheme/Plasma smallholders certified (hectares)	51149
Total land under Scheme/Plasma smallholders uncertified (hectares)	52331
<b>Total</b>	<b>570,752</b>

### 2.2. Certification progress:

#### 2.2.1. Number of management units certified under RSPO P&C Certification

77

#### 2.2.2. Total certified area under RSPO P&C Certification

257683.64

## 2.3. In which countries are your estates located?

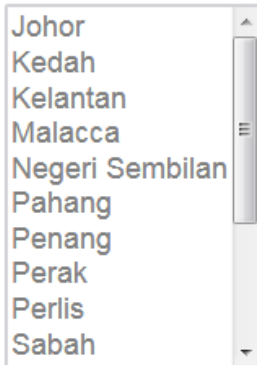
### 2.3.1. Indonesia – Please indicate which province(s).

Press and hold Ctrl or Command on your keyboard to select multiple provinces.

A screenshot of a multi-select dropdown menu for Indonesian provinces. The menu is divided into three sections, each with a scroll bar on the right. The first section contains: Bali, Bangka Belitung, Banten, Bengkulu, Central Java, Central Kalimantan, Central Sulawesi, East Java, East Kalimantan, and East Nusa Tenggara. The second section contains: Gorontalo, Jakarta, Jambi, Lampung, Maluku, North Kalimantan, North Maluku, North Sulawesi, North Sumatra, and Papua. The third section contains: Riau, Riau Islands, Southeast Sulawesi, South Kalimantan, South Sulawesi, South Sumatra, West Java, West Kalimantan, West Nusa Tenggara, and West Papua. The items are listed in a light gray font, and the selected items are highlighted with a darker gray background.

### 2.3.2. Malaysia – Please indicate which state(s).

Press and hold Ctrl or Command on your keyboard to select multiple states.



### 2.3.3. Other – Please indicate which country/countries.

Press and hold Ctrl or Command on your keyboard to select multiple countries.



## 2.4. New plantings and development (excluding replanting)

### 2.4.1. New area planted in this reporting period (hectares)

0

2.4.2. Did you submit any New Planting Procedures (NPP) notifications to RSPO this year?

Yes

No

2.4.2.1. For plantings undertaken in this reporting period, have NPPs been submitted previously?

Yes

No

2.4.2.2. How many NPP notifications have been submitted to RSPO during this reporting period?

0

2.4.2.3. Please explain why NPP notifications have not been submitted to RSPO for the year or in the previous year for plantings undertaken in this reporting period?

There is no new planting and development took place in 2018.

## 2.5. Supply of Fresh Fruit Bunches (FFB)

2.5.1. Please choose from the list below if you have smallholders and/or outgrowers as part of your supply base?

- Scheme/Plasma smallholders
- Independent smallholders
- Outgrowers
- Other third-party suppliers

### 2.5.2. Scheme/Plasma smallholder operations that supply your organisation:

2.5.2.1. Total FFB volume that is supplied (tonnes)

2413507

2.5.2.2. FFB volume supplied that is certified (tonnes)

1400924.99

### 2.5.3. Independent smallholder operations that supply your organisation:

2.5.3.1. Total FFB volume that is supplied (tonnes)

61226.24

2.5.3.2. FFB volume supplied that is certified (tonnes)

0

## 2.6. Fresh Fruit Bunches (FFB) processing and production operations

### 2.6.1. Number of palm oil mills operated

46

### 2.6.2. Number of palm oil mills certified under RSPO P&C 2013

29

### 2.6.3. Total hourly FFB processing capacity (tonne FFB/hr)

2653

## 2.7. Palm Kernel processing and production capacity

### 2.7.1. Number of palm kernel crushers and/or palm kernel mills operated

9

### 2.7.2. Number of palm kernel crushers and/or palm kernel mills certified under RSPO Supply Chain Certification (SCC)

9

### 2.7.3. Total hourly kernel processing capacity (tonne PK/hr)

292.5



### 3.0. Volume of RSPO-certified oil palm products

#### 3.1. CSPO sold as RSPO-certified

Identity Preserved (IP)	205622.52
Segregated (SG)	51970.66
Mass Balance (MB)	49567.77
Book and Claim (Credits)	0
<b>Total</b>	<b>307,160.95</b>

#### 3.2. Total CSPO

CSPO sold as RSPO-certified	307160.95
CSPO sold under other certification schemes	761453.11
CSPO sold as conventional	435197.54
<b>Total</b>	<b>1,503,811.6</b>

#### 3.3. CSPK Sold as RSPO-certified

Identity Preserved (IP)	137419.4
Segregated (SG)	35331.60
Mass Balance (MB)	154630.9
<b>Total</b>	<b>327,381.9</b>

#### 3.4. Total CSPK

CSPK sold as RSPO-certified	327381.99
CSPK sold under other certification schemes	0
CSPK sold as conventional	141020.67
<b>Total</b>	<b>468,402.660</b>

#### 4.0. Time-Bound Plan

##### 4.1. Year of first RSPO P&C certification (planned or achieved)

 ▾

##### 4.2. Year expected to achieve 100% RSPO certification of estates and mills.

 ▾

###### 4.2.1. If target has not been met, please explain why.

GAR aims to certify all of its nucleus plantations and mills by 2020. This extension reflects our conservative estimate for the time needed to acquire the HGU and the liability data as required recently by RSPO.

##### 4.3. Year expected to achieve 100% RSPO certification of Scheme/Plasma/Associated smallholders and Outgrowers.

 ▾

###### 4.3.1. If target has not been met, please explain why.

GAR continuously strives to certify all of its plasma/scheme smallholders estates by 2020. This extension reflects our conservative estimate for the time needed to acquire data and information as required by RSPO.

4.4. Year expected to achieve 100% RSPO certification for all FFB, regardless of source.

2025 ▾

4.4.1. If target has not been met, please explain why.

GAR continuously strives to certify all of its FFB by 2025. This extension reflects our conservative estimate for the time needed to acquire data and information as required by RSPO.

## 5.0. Concession Map

5.1. With regards to RSPO General Assembly resolution 6G that calls for members to submit maps of their concessions by ACOP deadline, please upload your estate location concession map(s) in Shapefile format here:

Please ensure that your map is in Shapefile format with the required extensions (.shx, .dbf, .prj). **Compile the files in a single compressed (zipped) folder.** The maximum file upload size is 50 Mb. Re-uploading the file will overwrite the previously uploaded file. Kindly contact the RSPO ACOP team at [acop@rspo.org](mailto:acop@rspo.org) if you have any map-related questions.

S 265 Data dan Informasi Terkait Kebun Kelapa Sawit.pdf  
264KB  
application/pdf

5.2.



You hereby declare that map data submission represents 100% of an oil palm growers' concession sites (both RSPO certified and uncertified).

5.3. Please state if any concession sites have been recently acquired or if any concession sites have changed ownership since the previous ACOP submission.

GAR has not changed ownership since the previous ACOP submissions.

## 6.0. Fresh Fruit Bunches (FFB) processing and production operations

6.1. Are you currently assessing your operational GHG footprint using the RSPO PalmGHG Calculator?

Yes

No

6.1.1. Please upload your publicly available report

**Compile the files in a single compressed (zipped) folder.** The maximum file upload size is 50 Mb. Re-uploading the file will overwrite the previously uploaded file.

RSPO PALM GHG EMISSION REPORT 2018\_Final\_signed by HP.pdf  
428.1KB  
application/pdf

6.1.1.1. **OR** please insert the URL to the GHG section of your corporate website.

6.2. What is the average GHG footprint by: - hectare (tCO<sub>2</sub>e/ha)?

5.51

6.3. What is the average GHG footprint by: - tonne of crude palm oil (tCO<sub>2</sub>e/tCPO)?

1.47

6.4. What would be the key emission sources identified?

1. POME 2. Land use changed (LUC) 3. Fertilisers

6.5. What measures are currently being taken to reduce GHG emissions?

1. Optimising the use of Empty Fruit Bunches (EFB) and land application as organic fertilisers. 2. Conducting drainability assessment in existing peat land area. 3. Utilising fibers and shells for boiler combustion instead of diesel fuels. 4. Establishing biogas installation in more mills (methane capture).

## 7.0. Actions for next Reporting Period

7.1. Outline activities that you will undertake in the coming year to advance your certification efforts.

We aim to certify a total remaining of 17 mills and 213,415 hectares of our plantations which includes plasma estates by 2020. This extension reflects our conservative estimate for the time needed to acquire the HGU and the liability data as required recently by RSPO.

7.2. Outline activities that you will undertake in the coming year to promote CSPO along the supply chain.

In 2016 we launched our action plan to achieve Traceability to the Plantation ("TTP") by 2020. Working with these mills, we are now mapping the supply chain all the way back to the plantation level. This expands the outreach of our efforts to the next tier of suppliers including middlemen and smallholders who supply FFB to the mills that we buy from. This will further extend the outreach responsible palm oil practices and build supplier capability to adopt these practices. The traceability exercise offers us crucial information about the provenance of our raw materials, improving our transparency to buyers and customers, which we hope will also bring increased confidence and uptake of CSPO. The latest mapping data can be viewed on the Sustainability Dashboard at <http://goldenagri.com.sg/sustainability/sustainability-dashboard/>

## 8.0. Non-Disclosure

8.1.



Information in the sections above are mandatory declarations in your ACOP. For confidentiality purposes, members may choose not to display data in Section 2 and Section 3 publicly; however, RSPO reserves the right to utilise the member's data on an aggregate basis for sectoral and total analysis. Please check this box if the member consents to have the data in Section 2 and Section 3 displayed publicly.

## 9.0. Support for Oil Palm Smallholders

9.1. Are you currently supporting any oil palm Independent Smallholder groups?

Yes

No

9.2. How are you supporting them?

We also run other finance and support programmes for independent smallholders through the Smallholders Development Programme, GAR has provided technical assistance and long tenure interest-free credit to more than 3,800 independent farmers in East Kalimantan since 2013. Our efforts to help our supply chain including smallholders adopt more sustainable production practices supports the goals of sustainable consumption and production under UN Sustainable Development Goal ("SDG") 12, which aims to increase net welfare gains from economic activities by reducing resource use, degradation and pollution along the whole lifecycle, while increasing quality of life.

## 10.0. Challenges

10.1. What significant economic, social or environmental obstacles have you encountered in the production, procurement, use and/or promotion of CSPO and what efforts did you make to mitigate or resolve them?

- Awareness of RSPO in the market
- Difficulties in the certification process
- Certification of smallholders
- Competition with non-RSPO members
- High costs in achieving or adhering to certification
- Human rights issues
- Insufficient demand for RSPO-certified palm oil
- Low usage of palm oil
- Reputation of palm oil in the market
- Reputation of RSPO in the market
- Supply issues
- Traceability issues


### Others

- 1. Certification process needs more requirements each year and is burdensome.
- 2. Certification bodies have different approaches and standards.
- 3. Scope of audit has no limit, therefore, it would be very difficult to fulfill the requirements.



10.2. In addition to the actions already reported in this ACOP, how has your organisation supported the vision of RSPO to transform the market for sustainable palm oil in other ways?

- Engagement with business partners or consumers on the use of CSPO
- Engagement with government agencies
- Promotion of CSPO outside of RSPO venues, eg. trade workshops, industry associations
- Promotion of physical CSPO
- Providing funding or support for CSPO development efforts
- Research & Development support
- Stakeholder engagement
- Others



10.3. Please add links to any other information from your organisation on your policies and actions on palm oil:

1. GAR Social & Environmental Policy (GSEP), link: <https://goldenagri.com.sg/wp-content/uploads/2016/01/GSEP-English.pdf> 2. GAR Sustainability Dashboard, link: <https://goldenagri.com.sg/sustainability-dashboard/>

**11.0. You have now reached the end of this section of ACOP 2018.**

**If you wish to review or make changes, please click back now. Otherwise, please click next to proceed with the next section or to final submission.**

## 1.0. Operational Profile

1.1. Please state your main activity(ies) within the palm oil supply chain. Please select the option(s) that apply to you.

- Refiner of CPO and PKO
  - Trader with physical possession
  - Trader without physical possession
  - Palm kernel crusher
  - Food and non-food ingredients producer
  - Power, energy and biofuel
  - Animal feed producer
  - Producer of oleochemicals
  - Distributor and wholesaler
  - Other
- 

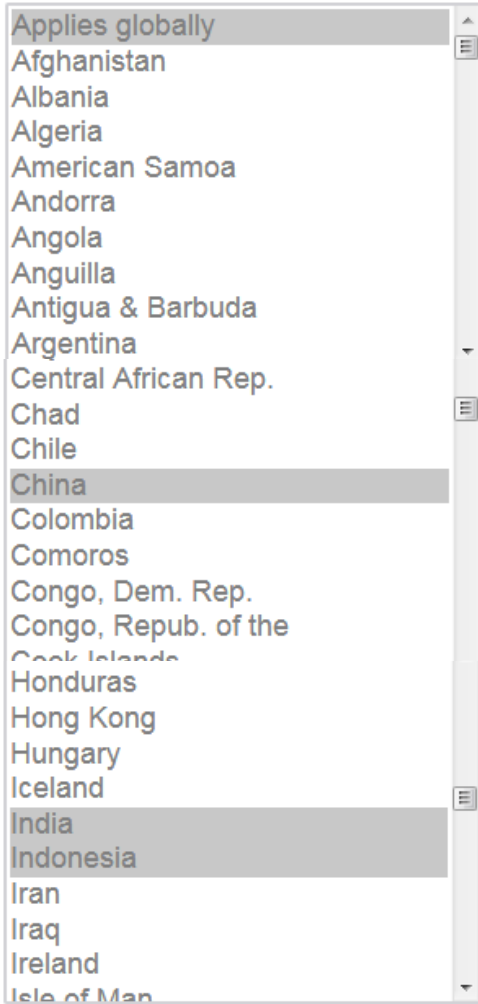
## 2.0. Palm Oil and Certified Sustainable Palm Oil Use

2.1. Please include details of all operations using palm oil owned and/or managed by the member and/or all entities that belong to the group.

Fully-owned

### 2.1.1. In which markets do you sell goods containing palm oil and oil palm products?

Press and hold Ctrl or Command on your keyboard to select multiple countries.



## 2.2. Volumes of palm oil and oil palm products

Total volume of crude and refined palm oil handled/traded/processed in the year (tonnes)	7070304
Total volume of crude and refined palm kernel oil handled/traded/processed in the year (tonnes)	711686
Total volume of palm kernel expeller handled/traded/processed in the year (tonnes)	727494
Total volume of other palm-based derivatives and fractions handled/traded/processed in the year (tonnes)	257486
<b>Total</b>	<b>8,766,970</b>

## 2.3. Volumes of palm oil and palm oil products certified

### 2.3.1.

**Volume handled/traded/processed in the year that is RSPO-certified (tonnes):**

	Crude/Refined Palm Oil	Palm Kernel Oil	Palm Kernal Expeller	Other palm-based derivatives
RSPO Credits from Mill / Crusher	0	0	0	0
RSPO Credits from Independent Smallholder	0	0	0	0
Mass Balance (MB)	128641	24909	0	0
Segregated (SG)	111106	33950	0	0
Identity Preserved (IP)	0	0	0	0
<b>Total</b>				

## 2.4. Volumes of palm oil and palm oil products certified

### 2.4.1. Volume sold in the year that is RSPO-certified (tonnes):

	Crude/Refined Palm Oil	Palm Kernel Oil	Palm Kernal Expeller	Other palm-based derivatives
Mass Balance (MB)	128641	24909	0	0
Segregated (SG)	111106	33950	0	0
Identity Preserved (IP)	0	0	0	0
Total				

### 2.4.2. How much RSPO-certified products have you sold under other schemes (tonnes)?

0

### 2.4.3. How much RSPO-certified products have you sold as conventional (tonnes)?

0

2.5. What is the percentage of Certified Sustainable Palm Oil in the total palm oil products sold by your company in the following regions:

- 0  Africa
- 0  Oceania
- 0  Europe
- 0  North America
- 0  Latin America
- 0  Middle East
- 0  China
- 0  India
- 0  Indonesia
- 0  Malaysia
- 0  Rest of Asia

### 3.0. Time-Bound Plan

3.1. Year of first supply chain certification (planned or achieved).

2013

3.2. Year started/expected to start to handle/trade/process any RSPO-certified palm oil and oil palm products.

2013

3.2.1. If target has not been met, please explain why.

3.3. Year expected to achieve 100% RSPO certification of all palm product processing facilities.

3.3.1. If target has not been met, please explain why.

3.4. Year expected to only handle/trade/process 100% RSPO-certified palm oil and oil palm products

3.4.1. If target has not been met, please explain why.

We surely believe handling of RSPO Certified products can only be achieved via transformation of the industry where a majority of producers produce RSPO Certified products, and a majority of consumers demand it. We are committed to work towards this goal through engagement with our suppliers and customers, and working with other RSPO members towards this goal.

### 3.5. Which countries do these commitments cover?

Press and hold Ctrl or Command on your keyboard to select multiple countries.



### 3.6. How do you proactively promote RSPO and RSPO-certified sustainable palm oil and oil palm products to your customers?

We proactively communicate and update our customers on our ability to deliver RSPO CSPO physical supply chain modules: MB and SG. We also work with our customers on additional RSPO requirements such as traceability.

## 4.0. Trademark Use

### 4.1. Do you use or plan to use the RSPO Trademark on your own brand products?

Yes

No



#### 4.3. Please explain why

- Challenging reputation of palm oil
- Confusion among end-consumers
- Costs of changing labels
- Difficulty of applying for RSPO Trademark
- Lack of customer demand
- Limited label space
- Low consumer awareness
- Low usage of palm oil
- Risk of supply disruption

##### Others

- No demand from our marketers.

#### 5.0. Actions for Next Reporting Period

5.1. Outline activities that you will take in the coming year to promote the use of RSPO-certified palm oil and oil palm products along the supply chain.

We will continue to promote our ability to deliver RSPO CSPO to current and new customers. Please refer to our GAR Website (<https://goldenagri.com.sg/sustainability/standards-certifications/rspo/>) and GAR Sustainability Dashboard (<https://goldenagri.com.sg/sustainability-dashboard/>) for more information on our efforts to promote the use of RSPO Certification and oil palm products in our supply chain.

## 6.0. Non-Disclosure

### 6.1.



Information in the sections above are mandatory declarations in your ACOP. For confidentiality purposes, members may choose not to display data in Section 2 publicly; however, RSPO reserves the right to utilise the member's data on an aggregate basis for sectoral and total analysis. Please check this box if the member consents to have the data in Section 2 and Section 3 displayed publicly.

## 7.0. Application of Principles & Criteria for all members sectors

a. As per resolution 6d passed at then 9th RSPO General Assembly on 1 November 2012 ([www.rspo.org/file/Resolution 6d.pdf](http://www.rspo.org/file/Resolution%206d.pdf)), RSPO members must commit to the requirements of the P&Cs and also the uptake of CSPO. This requires members to commit to 100% physical CSPO uptake with an immediate commitment to support RSPO CSPO through the Book and Claim system.

7.1. Regarding your company's sourcing, handling or trading, do you have organisational policies that are in line with the RSPO P&C? Insert the relevant files or insert the URL to the relevant section of your corporate website.

The maximum file upload size is 50 Mb. Re-uploading the file will overwrite the previously uploaded file.

A. Water, land, energy and carbon footprints

A1. Water, land, energy and carbon footprints

<https://goldenagri.com.sg/wp-content/uploads/2016/01/GSEP-English.pdf>

*B. Land use rights*

*B1. Land use rights*

<https://goldenagri.com.sg/wp-content/uploads/2016/01/GSEP-English.pdf>

*C. Ethical conduct and human rights*

*C1. Ethical conduct and human rights*

<https://goldenagri.com.sg/wp-content/uploads/2016/01/GSEP-English.pdf>

*D. Labour rights*

*D1. Labour rights*

<https://goldenagri.com.sg/wp-content/uploads/2016/01/GSEP-English.pdf>

*E. Stakeholder engagement*

*E1. Stakeholder engagement*

<https://goldenagri.com.sg/wp-content/uploads/2016/01/GSEP-English.pdf>

*F. None of the above. Please explain why.*

7.2. What best practice guidelines or information has your organisation provided in the past year to facilitate the uptake of RSPO-certified sustainable palm oil and oil palm products? What languages are these guidelines available in?

Please refer to this link (the link provides in English language):  
<https://goldenagri.com.sg/sustainability/standards-certifications/rspo/>

## 8.0. GHG Footprint

8.1. Are you currently reporting any GHG footprint?

Yes

No

8.2. Please explain and justify why you are not calculating your GHG footprint. Please include any future plans you may have to calculate your GHG footprint.

We are now concentrating to calculate GHG Footprint on our upstream side. However, we will provide GHG Footprint reporting in the future if this matter is to be required for RSPO.

8.3. What methodology are you using to calculate your GHG footprint?

## 9.0. Support for Oil Palm Smallholders

9.1. Are you currently supporting any oil palm Independent Smallholder groups?

Yes

No

9.2. How are you supporting them?

GAR's traceability to plantation is registering independent farmers who supply our mills. We intend this as a start of engagement to these farmers to help them to improve sustainable practices.

## 10.0. Challenges

10.1. What significant economic, social or environmental obstacles have you encountered in the production, procurement, use and/or promotion of CSPO and what efforts did you make to mitigate or resolve them?

- Awareness of RSPO in the market
- Difficulties in the certification process
- Certification of smallholders
- Competition with non-RSPO members
- High costs in achieving or adhering to certification
- Human rights issues
- Insufficient demand for RSPO-certified palm oil
- Low usage of palm oil
- Reputation of palm oil in the market
- Reputation of RSPO in the market
- Supply issues
- Traceability issues

### Others

- 1. Limited demand in key markets where we operate.
- 2. On supply side, it is hard to encourage other plantations to join RSPO where no immediate demand is present.

10.2. In addition to the actions already reported in this ACOP how has your organisation supported the vision of RSPO to transform markets in other ways?

- Engagement with business partners or consumers on the use of CSPO
- Engagement with government agencies
- Promotion of CSPO outside of RSPO venues, eg. trade workshops, industry associations
- Promotion of physical CSPO
- Providing funding or support for CSPO development efforts
- Research & Development support
- Stakeholder engagement

**Others**

- GAR has conducted training on RSPO Certification to one of our suppliers who requested it.

10.3. Please attach or add links to any other information from your organisation on your policies and actions on palm oil

<https://goldenagri.com.sg/sustainability/>

**11.0. You have now reached the end of this section of ACOP 2018.**

**If you wish to review or make changes, please click back now. Otherwise, please click next to proceed with the next section or to final submission.**

A.

Thank you for submitting your responses. You have now reached the end of the RSPO ACOP 2018 submission.

Please click next to proceed with your submission. This will be considered your final ACOP 2018 report and no changes can be made after submission. A PDF report will be generated after submission for your review.

If you wish to make any modifications to your ACOP 2018 report or re-submit your report, please email [acop@rspo.org](mailto:acop@rspo.org)