

INVESTOR PRESENTATION

FULL YEAR RESULTS 2021





COMPANY OVERVIEW



A leading construction and engineering services provider



Resources



Infrastructure,
Marine & Defence



Energy



Construction



Manufacturing



Maintenance and
Capital Works

Port Hedland, WA

Gladstone, QLD

Henderson, WA
(Head Office)

Newcastle, NSW



Corporate snapshot

Capital structure as at 26 August 2021

Shares on Issue → **501,100,000** (237.4m held as CDIs)

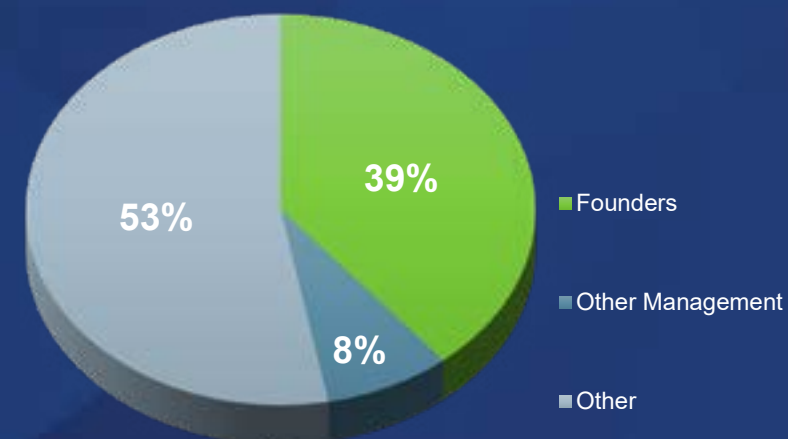
Performance Rights → **11,639,000**

Options → **4,000,000** (@ S\$0.65)

Share Price → **A\$0.72** (ASX)

Market Capitalisation → **A\$360,792,000m**

Shareholder breakdown



Executive Directors



KEVIN DEERY

Chief Operating Officer /
Acting Chief Financial Officer



PATRICK TALLON

Chief Executive Officer



JAMES FITZGERALD

Executive Chairman

Accumulative ten year financial performance



A\$4.4b^{*}
REVENUE



A\$410m^{*}
EBITDA



A\$218m^{*}
NPAT



A\$412m
PROPERTY,
PLANT &
EQUIPMENT
(30 June 2021)



5.1%
NPAT %
(FY21)



A\$1.0b
ORDERBOOK
(30 June 2021)

*All figures represent periods FY2012 - FY2021 (approximate figures).

Our year in review FY2021

Delivered strong earnings

Revenue
\$674.2m ↑ **72%**
 vs \$391.9m in FY20

EBITDA
\$73.8m ↑ **91%**
 vs \$38.5m in FY20

NPAT
\$34.6m ↑ **97%**
 vs \$17.5m in FY20

Sustained financial strength

Cash at bank
\$48.2m ↑ **77%**
 vs \$27.7m in FY20

Net Asset Value
 per share
58.3c ↑ **11%**
 vs 52.5c in FY20

Earnings per share
6.94c ↑ **98%**
 vs 3.51c in FY20

Securely positioned for the future

Orderbook
\$1b ↑ **12%**
 vs \$900m in FY20

PP&E
\$412.0m ↑ **3.6%**
 vs \$397.8m in FY20

Strategic locations
4 ↑ **+1**
 vs 3 in FY20



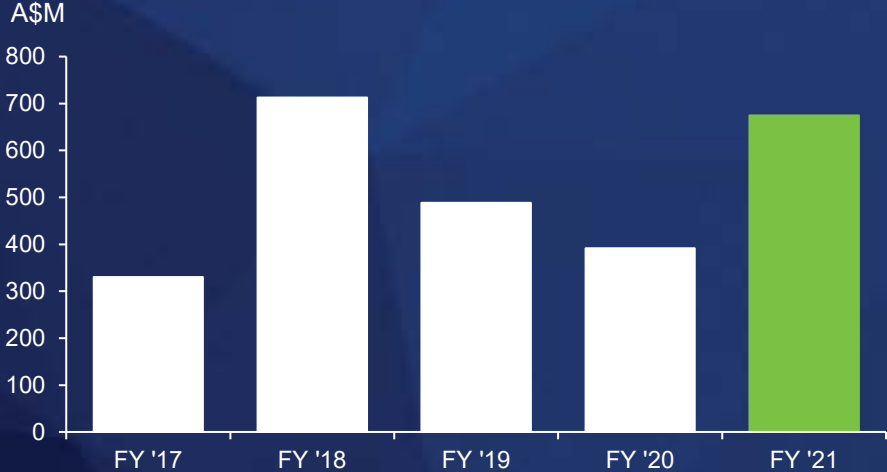
FY2021 FINANCIAL OVERVIEW



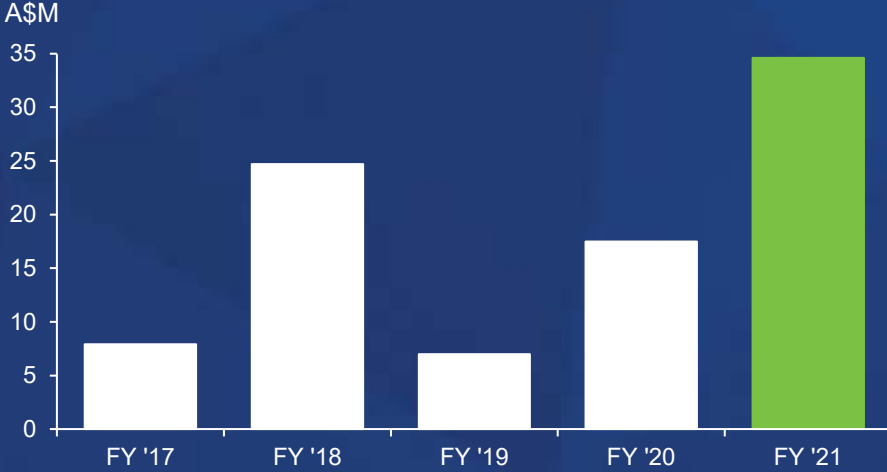
Financial metrics

A\$ million	FY21	FY20	Change %
Revenue	\$674.2	\$391.9	72.0
EBITDA	\$73.8	\$38.5	91.6
EBITDA %	10.9%	9.8%	+1.1pp
NPAT	\$34.6	\$17.5	97.3
NPAT %	5.1%	4.5%	+0.6pp
Net assets	\$292.4	\$263.1	11.1
Borrowings	\$60.0	\$62.4	(3.8)
Cash generated from operations	\$72.9	\$94.7	(23.0)
Net asset value per share	58.38 cents	52.53 cents	11.1
Earnings per share	6.94 cents	3.51 cents	97.7
Total dividend payment	2.0 Australian cents	1.0 Australian cents	100.0

Financial performance



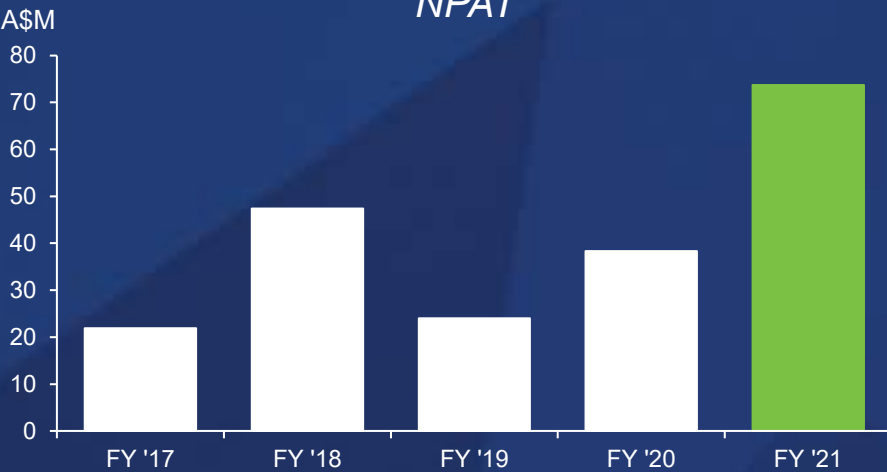
Revenue




NPAT



OrderBook



EBITDA

A photograph of two men in high-visibility yellow work clothes at an industrial site at dusk. The man on the right is wearing a white hard hat with the CIVMEC logo and is looking at a tablet. The man on the left is wearing a wide-brimmed hat and safety glasses. In the background, there are industrial structures and warm lights.

OPERATIONAL OVERVIEW & OUTLOOK



Key contracts currently in delivery

ENERGY

- Gorgon SubSea
- Woodside 5 year term contract

RESOURCES

- Hay Point Shiploader
- Roy Hill De-Bottlenecking Project
- Iron Bridge Magnetite Project
- Mesa A Iron Ore Project
- Albemarle Lithium Project
- Alcoa Maintenance
- Queensland Alumina Maintenance
- Dumper Tray Bodies

INFRASTRUCTURE, MARINE & DEFENCE

- Offshore Patrol Vessels
- Hay Point Wharf
- Various Transport for NSW Projects



Strategic expansion

- Acquisition of 5 hectares of land in Port Hedland to establish a permanent Civmec owned and operated facility to focus on construction and maintenance activities in the Pilbara.
- Facility is currently in the design phase, with A\$10 million expected to be invested over 18 months, providing returns in the short term.
- This facility is within close proximity to ports, mines and process plants where approximately A\$1 billion is spent per annum on maintenance and capital upgrades, in the energy and resources sector.
- Strengthened Executive Management team, with both west-coast and east-coast Executive General Managers appointed to pursue maintenance and capital works opportunities.
- Recent appointments of residential managers at Port Hedland and Gladstone Maintenance and Capital works Hubs.

Our business is our people



≈ **2,850**

Employed across our projects



≈ **122**

Graduates, Trainees and Apprentices

Civmec apprenticeships and traineeships are recognised nationally



≈ **54%**

Female percentage of all corporate roles



≈ **1,800**

Average number of employees securing extra training and upskilling per year

Our Registered Training Organisation (RTO), provides skills and competency-based training courses to enable continued growth and development.

Safety, sustainability, society



Sustainability initiatives

- Sustainability taskforce established.
- Initial deliverables focused on ensuring any future developments and site set ups consider maximizing renewable energy opportunities and implementation of general waste reduction strategies.



Community engagements

- Focus on fundraising and other activities to address homelessness and the plights of those in need in the local communities in which we operate.



Mental Health

- A three-year mental health strategy implemented in 2021.
- The strategy promotes mental health awareness throughout the business.



Modern Slavery Policy

- Modern Slavery Statement published, which has been approved by Australian Border Force.



COVID-19

- Control measures implemented across the business.
- Covid-19 has to date had minimal impact on business operations.

Delivering on our strategy



Strong cashflow conversion



Continued growth in revenue and profitability



Disciplined capital management



Sustained orderbook of over A\$1b



Major CAPEX spend complete

Our growing business

BUILDING

MAINTAINING

SUCCEEDING



Successful completion of tier 1 bridge contract direct to Main Roads WA.



First full year of operation in new Assembly Hall in Henderson has positively contributed to results.



Successful achievement of OPV project milestones to date, with OPV3 and 4 well underway in Henderson.



Continued repeat business for long term clients including Rio Tinto, BHP, Alcoa, Roy Hill, FMG, Woodside, Chevron.



Establishment of new revenue stream through capital work opportunities, including sustaining activities.

Innovative thinking

Enhancement of Civtrac with user interface upgrades and improved document control management system

Outlook & opportunity

- Order Book of ≈A\$1 billion.
- Strong tendering activity across all sectors: construction, manufacturing, capital works & maintenance.
- Well positioned to grow revenues from public infrastructure projects across east and west coast: Tier 1 contractor to Main Roads WA.
- Well positioned to capitalise on Government's commitment to shipbuilding, sustainment and infrastructure opportunities in Western Australia.
- Client projected spend of A\$500 billion in the next five years in our operating sectors.
- All indicators point towards a solid FY22.

IF IT CAN BE BUILT, CIVMEC CAN BUILD IT.

Disclaimer

This presentation has been prepared by the management of Civmec Limited (the Company) for the benefit of brokers, analysts and investors and not as any specific advice to any particular party or person. The information is based on publicly available information, internally developed data and other sources. Where an opinion is expressed in this document, it is based on assumptions and limitations mentioned herein and is an expression of present opinions only.

This presentation contains forward looking statements that are subject to risk factors associated with construction businesses. While Civmec considers the assumptions on which these statements are based to be reasonable, whether circumstances actually occur in accordance with these statements may be affected by a variety of factors. These include, but are not limited to, levels of actual demand, currency fluctuations, loss of market, industry competition, environmental risks, physical risks, legislative, fiscal and regulatory developments, economic and financial market conditions in various countries and regions, political risks, project delay or advancement, approvals and cost estimates. These could cause actual trends or results to differ from the forward looking statements in this presentation.

References to dollars, cents or \$ in this presentation are to Australian currency unless otherwise stated. References to “Civmec”, “the Company”, “the Group”, or “the Civmec Group” may be references to Civmec Limited or its subsidiaries. Authorised for release to ASX and SGX by Pat Tallon, CEO.



www.civmec.com.au

IF IT CAN BE BUILT, CIVMEC CAN BUILD IT.

Head Quarters:
16 Nautical Drive
Henderson, WA 6166
Australia
T: +61 8 9437 6288