



VALUETRONICS HOLDINGS LIMITED



ANNUAL REPORT

**2025**

# TABLE OF CONTENTS

CORPORATE PROFILE ■	01
CHAIRMAN'S STATEMENT ■	02
FINANCIAL HIGHLIGHTS ■	04
FINANCIAL REVIEW ■	05
OPERATIONS REVIEW ■	06
KEY MILESTONES ■	08
BOARD OF DIRECTORS ■	09
KEY MANAGEMENT ■	12
CORPORATE GOVERNANCE REPORT ■	13
REPORT OF THE DIRECTORS ■	35
STATEMENT BY THE DIRECTORS ■	39
INDEPENDENT AUDITOR'S REPORT ■	40
CONSOLIDATED STATEMENT OF COMPREHENSIVE INCOME ■	44
STATEMENTS OF FINANCIAL POSITION ■	46
CONSOLIDATED STATEMENT OF CHANGES IN EQUITY ■	47
CONSOLIDATED STATEMENT OF CASH FLOWS ■	49
NOTES TO THE FINANCIAL STATEMENTS ■	50
SHAREHOLDERS' INFORMATION ■	87
ADDENDUM TO THE ANNUAL REPORT 2025 ■	89



# CORPORATE PROFILE

Established in 1992 and listed on the SGX Mainboard in 2007, Hong Kong-headquartered Valuetronics Holdings Ltd. ("Valuetronics" or together with its subsidiaries, the "Group") is a one-stop manufacturing solution provider that offers vertical integrated services under one roof. This capability sets the Group apart from traditional Electronics Manufacturing Services ("EMS") providers as it gives its customers the advantage of a faster time-to-market, better quality control, and most importantly, a competitive total cost of ownership.

The Group's proactive customer-centric philosophy and ability to engage, understand market and industry trends, and initiate product-oriented solutions that support its customers' ever-changing needs, has resulted in lasting partnerships with some of the world's leading brands across various sectors and a wide geographical reach that covers America, Europe and Asia Pacific.

Valuetronics' wide product manufacturing capability and range of customers from emerging enterprises to top global multinational corporations, are a testimony to the success of its customer-centric philosophy. It also highlights the Group's ability to accommodate customers' requirements for various volume mix, complexity and industrial standards, while demonstrating a broad spectrum of competence.

Valuetronics has two principal business segments, namely Consumer Electronics ("CE") Products and Industrial and Commercial Electronics ("ICE") Products. Together, the two segments serve a diversified customer base across multiple industries, and cover an expanding range of electronics



products that include new era products such as cooling solutions for high performance computing environments, network access solutions, hardware solutions for retail chains and the entertainment industry, as well as smart lighting, printers, temperature sensing devices, telecommunication and network equipment and automotive parts.

Aligned to its multi-location strategy, Valuetronics' two manufacturing facilities are located in the manufacturing powerhouses of China and Vietnam. Its 110,000m<sup>2</sup> China Campus is located at Huizhou City, Guangdong Province, close to Shenzhen, while its 52,541m<sup>2</sup> Vietnam Campus is in Phu Tho Province, close to Hanoi. The two campuses enable the Group to offer diversified manufacturing solutions that are tied to the latest technological advancements.



# CHAIRMAN'S STATEMENT



## DEAR SHAREHOLDERS

The financial year ended 31 March 2025 ("FY2025") was defined by continued global volatility, yet it also underscored Valuetronics' ability to adapt, evolve, and grow. Amid inflationary pressures and a cautious demand environment, the Group remained focused on executing its strategic priorities – expanding our regional manufacturing footprint and rebalancing our product mix. These efforts enabled us to deliver solid financial results and lay a sustainable foundation to cope with the increasingly complex global landscape.

## US RECIPROCAL TARIFFS

Post FY2025 year-end, the global business environment has turned highly fluid, shaped by geopolitical tensions and significant shifts in trade policies – most notably the reciprocal tariffs announced by the US government on 2 April 2025 on all its trading partners. With a diversified manufacturing footprint across the PRC and Vietnam, and both campuses equipped with integrated manufacturing capabilities, we are strategically positioned to support our customers with agility and resilience. This operational flexibility enables us to respond swiftly to evolving trade requirements and supply chain dynamics.

Nevertheless, we remain cautious as ongoing concerns surrounding supply chain disruptions and a deteriorating global economic outlook are beginning to negatively affect customer demand. We will continue to monitor developments closely and maintain prudent measures to navigate this complex and uncertain environment.

## REBALANCING OF PRODUCT PORTFOLIO

The commendable performance in FY2025, with increases in revenue, gross profit margin, and net profit, was supported by stronger customer acquisition efforts and a shift in our product mix towards higher-margin products.

Notably, we recorded encouraging revenue contributions from two new customers acquired in the financial year ended 31 March 2024 ("FY2024"). One is an entertainment-focused customer supplying electronic products to a leading global entertainment conglomerate while the other is a Canada-based customer in the network access solutions space. The products from these two customers differ from our existing portfolio in both application and technological sophistication. In addition, our deeper involvement in their product development journey reflects our growing capabilities in supporting more complex and collaborative projects. These engagements exemplify our strategic push into a broader and more diversified range of product categories.

As part of our strategic focus on higher-margin products, we plan to fully phase out traditional consumer lifestyle products from our Consumer Electronics segment by the end of the current financial year ending 31 March 2026 ("FY2026"). This category has become structurally unattractive due to low margins and insufficient scale. While this decision is expected to result in further revenue contraction in the short term, we believe that a more strategically aligned product portfolio will support the development of a more resilient and sustainable business in the long run.

## FINANCIAL REVIEW

Details of the Group's FY2025 financial performance and segmental developments can be found in the Financial Review and Operations Review sections of this report.

The Group continued to maintain a strong financial position, underpinned by a healthy balance sheet and zero bank borrowings. As at 31 March 2025, cash and cash equivalents stood at HK\$1,093.8 million. These substantial cash reserves have enabled us to navigate challenging business conditions with confidence, while also supporting our strategic expansion into Vietnam and the recent investment in the Artificial Intelligence ("AI") sector.

Looking ahead, our robust financial position provides a solid foundation to pursue both organic and inorganic growth opportunities. We intend to deploy these funds to support future greenfield expansions that will drive long-term value creation, as well as potential acquisitions or strategic partnerships that align with our long-term vision.

## HARNESSING THE POWER OF AI

To harness emerging opportunities in the AI sector, we announced a strategic investment of HK\$240 million in FY2025. This initiative included the incorporation of a wholly-owned subsidiary, Computing Assets Limited, for the acquisition and deployment of 1,000 MetaX Graphics Processing Units ("GPUs") and related ancillary hardware. In parallel, we established a 55%-owned joint venture, Trio AI Limited ("Trio AI"), in partnership with Sinnet Cloud HK Limited, to offer GPU and AI-related value-added cloud services in Hong Kong.

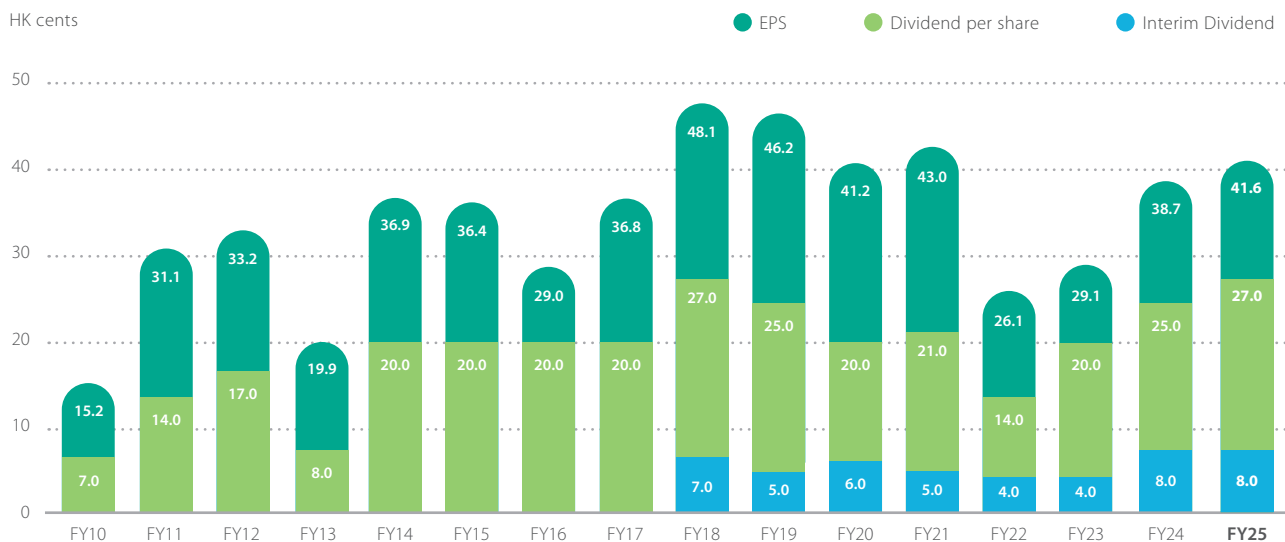
This investment has attracted considerable attention, as the MetaX





# CHAIRMAN'S STATEMENT

## EARNINGS PER SHARE (EPS) AND DIVIDENDS PER SHARE



GPU is developed by a leading Chinese technology company, and we are the first to commercially introduce it in overseas markets. The initial deployment of 250 GPUs was completed in the second half of FY2025. Since then, Trio AI has been actively engaged in business development. As with most early-stage ventures, the business remains in its formative phase and will require time to scale and mature.

### BUSINESS OUTLOOK

Since the announcement of US tariffs on 2 April 2025, there have been subsequent measures indicating a partial de-escalation. However, tariff rates remain elevated, reflecting a broader trend toward sustained protectionism. The Group is closely monitoring these developments against a backdrop of rising market volatility, supply chain risks and growing recessionary concerns, all of which could adversely impact our performance in FY2026.

While the tariff landscape remains a key area of concern, we are equally mindful of broader macroeconomic trends and their potential implications on customer demand. Nonetheless, supported by our dual-site manufacturing capabilities and established core competencies, the Group expects to remain profitable in FY2026, barring any unforeseen macroeconomic disruptions.

### RETURNING SHAREHOLDER VALUE

Subject to shareholders' approval at the upcoming Annual General Meeting ("AGM"), the Board of Directors has recommended a final dividend of HK11.0 cents per share and proposed a special dividend of HK8.0 cents per share to return the interest income earned during the year to shareholders. Together with the interim dividend and special dividend of total HK8.0 cents that was paid in December 2024, this brings total dividend for to HK27.0 cents per share, representing a dividend payout ratio of 65% of net profit in respect of FY2025. This also reflects the highest dividend declared since the HK27.0 cents paid in FY2018.

As part of the HK\$250.0 million Share Buyback Programme that

was announced on 28 February 2022, the Group has to-date repurchased an aggregate of 34.1 million company shares for HK\$107.1 million. The programme aims to increase shareholders' value and improve the return on equity of the Group and it will be continued in FY2026.

### APPRECIATION

Uncertain times makes us even more appreciative of all the stakeholders who stood by Valuetronics over the years and those who continue to be supportive of the Group.

I extend my gratitude to my fellow Directors on the Board for your stewardship of the Group during the year and the Group looks forward to your strategic counsel as we navigate even more challenging times ahead. I also want to commend the management team for steering the ship with clear purpose and to thank every single Valuetronics employee for carrying out your responsibilities with dedication.

Many thanks to our business partners and customers who worked closely with us to navigate evolving market conditions and achieve mutually rewarding outcomes.

I believe Valuetronics has established a strong foundation for a sustainable future, and we hope for the ongoing support of all stakeholders for many more years to come.

### TSE CHONG HING

Chairman and Managing Director

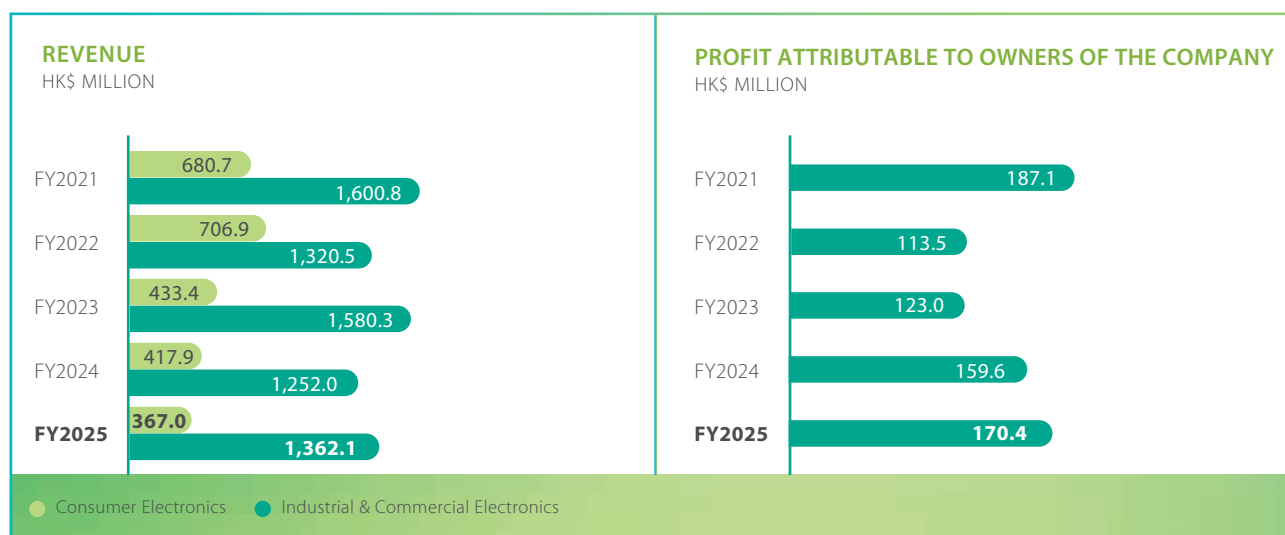
# FINANCIAL HIGHLIGHTS

## 5 YEARS SUMMARY

31 March		2021	2022	2023	2024	2025
<b>RESULTS (HK\$ MILLION)</b>						
Revenue	Consumer Electronics	680.7	706.9	433.4	417.9	<b>367.0</b>
	Industrial & Commercial Electronics	1,600.8	1,320.5	1,580.3	1,252.0	<b>1,362.1</b>
	Total	2,281.5	2,027.4	2,013.7	1,669.9	<b>1,729.1</b>
Gross profit		386.2	274.8	261.7	265.2	<b>293.7</b>
Profit before tax		208.7	125.7	132.9	167.9	<b>174.7</b>
Profit attributable to owners of the Company		187.1	113.5	123.0	159.6	<b>170.4</b>
<b>ASSETS &amp; LIABILITIES (HK\$ MILLION)</b>						
Total assets		2,241.6	2,095.7	2,075.9	2,088.9	<b>2,183.8</b>
Total liabilities		894.5	727.1	713.9	689.3	<b>727.7</b>
Total equity		1,347.1	1,368.6	1,362.0	1,399.6	<b>1,456.1</b>
Net cash <sup>(1)</sup>		1,129.4	936.7	1,009.9	1,164.5	<b>1,093.8</b>
<b>PER SHARE DATA (HK CENTS)</b>						
Earnings per share – basic		43.0	26.1	29.1	38.7	<b>41.6</b>
Dividend per share		21.0 <sup>(2)</sup>	14.0 <sup>(3)</sup>	20.0 <sup>(4)</sup>	25.0 <sup>(5)</sup>	<b>27.0<sup>(6)</sup></b>
Net asset value per share <sup>(7)</sup>		309.2	316.9	329.1	341.9	<b>355.4</b>
<b>KEY RATIOS (%)</b>						
Gross profit margin		16.9%	13.6%	13.0%	15.9%	<b>17.0%</b>
Net profit margin <sup>(8)</sup>		8.2%	5.6%	6.1%	9.6%	<b>9.6%</b>
Return on assets		8.3%	5.4%	5.9%	7.6%	<b>7.8%</b>
Return on equity		13.9%	8.3%	9.0%	11.4%	<b>11.7%</b>
Dividend payout ratio		48.9%	53.4%	67.5%	64.3%	<b>65.0%</b>

- (1) Net cash is calculated by cash and bank deposits minus bank borrowings and overdrafts
- (2) Included interim dividend of HK5.0 cents
- (3) Included interim dividend of HK4.0 cents
- (4) Included Interim dividend of HK4.0 cents and special dividend of HK\$6.0 cents
- (5) Included Interim dividend of HK4.0 cents, special interim dividend of HK4.0 cents and special dividend of HK8.0 cents

- (6) Included Interim dividend of HK4.0 cents, special interim dividend of HK4.0 cents and special dividend of HK8.0 cents
- (7) Based on issued share capital excluding treasury shares at the end of the year
- (8) Net profit margin is calculated by profit attributable to owners of the Company to revenue





# FINANCIAL REVIEW

## REVENUE

The Group's FY2025 revenue increased by 3.5% to HK\$1,729.1 million from HK\$1,669.9 million in FY2024. Industrial and Commercial Electronics ("ICE") segment recorded a 8.8% increase in revenue from HK\$1,252.0 million in FY2024 to HK\$1,362.1 million in FY2025; while Consumer Electronics ("CE") segment recorded a decrease of 12.2% to HK\$367.0 million in FY2025 from HK\$417.9 million in FY2024.

The increase in ICE revenue was mainly driven by the revenue contribution from new ICE customers, offset by the decrease in demand from some existing ICE customers. The revenue decline in CE segment was mainly contributed by the decrease in demand from some of our existing CE customers.

## GROSS PROFIT AND GROSS PROFIT MARGIN

The Group's gross profit for FY2025 increased by 10.8% to HK\$293.7 million (FY2024: HK\$265.2 million), while gross profit margin increased to 17.0% (FY2024: 15.9%). The increase in gross profit margin was mainly attributable to a shift in sales mix.

## OTHER INCOME AND GAINS, NET

The Group's other income decreased by 10.1% to HK\$58.0 million (FY2024: HK\$64.5 million), which was mainly due to the fair value loss from financial assets and the decrease in interest income as US Fed lowered interest rate during the year.

## SELLING AND DISTRIBUTION EXPENSES

The Group's selling and distribution expenses decreased by 5.2% to HK\$18.5 million (FY2024: HK\$19.5 million).

## ADMINISTRATIVE EXPENSES

The Group's administrative expenses increased by 11.4% to HK\$157.9 million (FY2024: HK\$141.7 million), which the increase is in alignment with revenue growth, in addition to the administrative expenses incurred from the AI computing infrastructure business.

## PROFIT FOR THE YEAR

As a result of the above, the profit for the year increased by 4.3% to HK\$166.5 million (FY2024: HK\$159.6 million).

## DIVIDEND

A final dividend of HK11.0 cents per share and a special dividend of HK8.0 cents per share have been proposed for FY2025. Together with the Interim Dividend of HK4.0 cents per share and Special Interim Dividend of HK4.0 cents paid in December 2024, aggregate dividend for FY2025 is HK27.0 cents per share (FY2024: HK25.0 cents per share).

## FINANCIAL POSITION AND CASH FLOWS

As at 31 March 2025, the Group had net current assets of HK\$952.9 million (31 March 2024: HK\$1,068.0 million), total assets of HK\$2,183.8 million (31 March 2024: HK\$2,088.9 million) and shareholders' funds of HK\$1,456.1 million (31 March 2024: HK\$1,399.6 million).

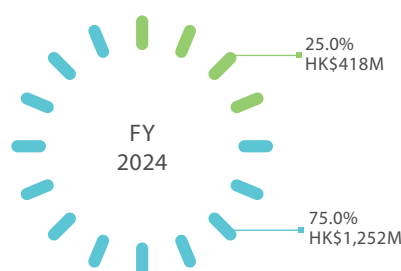
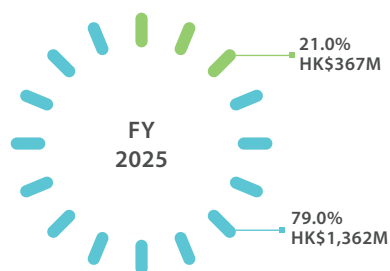
The Group's trade receivables decreased by HK\$8.5 million from HK\$381.9 million as at 31 March 2024 to HK\$373.4 million as at 31 March 2025. The Group's trade payables increased by HK\$36.3 million from HK\$237.3 million as at 31 March 2024 to HK\$273.6 million as at 31 March 2025. The Group's inventories decreased by HK\$1.4 million from HK\$173.1 million as at 31 March 2024 to HK\$171.7 million as at 31 March 2025.

The working capital of the Group as at 31 March 2025, which is the sum of trade receivables and inventories less trade payables, was HK\$271.5 million (31 March 2024: HK\$317.7 million). The decrease in net working capital, reflecting the movement in trade receivables, inventories and trade payables, was mainly due to better working capital management.

As at 31 March 2025, the Group had cash and cash equivalents of HK\$1,093.8 million (31 March 2024: HK\$1,164.5 million). Over 98% of its cash and cash equivalents were placed in reputable financial institutions in Hong Kong and Singapore. The remaining balance of the cash and cash equivalents, mainly in the PRC and Vietnam, was placed in equivalent reputable financial institutions. The cash and cash equivalents are reviewed by the Group's auditors.

The Group had no bank borrowings as at 31 March 2025 (31 March 2024: Nil).

## REVENUE CONTRIBUTION HK\$ MILLION



# OPERATIONS **REVIEW**

The Group's improved FY2025 performance reflected the disciplined execution of its strategic priorities to leverage its regional manufacturing footprint, enhance customer acquisition efforts, and rebalance its product portfolio towards higher-margin offerings.

## **SEGMENTAL UPDATE**

In FY2025, the Industrial and Commercial Electronics ("ICE") segment benefited from stronger revenue contributions from the Canada-based customer, a provider of network access solutions for telecommunications infrastructure. This customer operates under a relatively more predictable trade environment through the United States-Mexico-Canada Agreement. However, the outlook for other ICE customers is less certain, as many have adopted a cautious stance on inventory management and postponed new project launches while awaiting further clarity on US trade policy direction.

The Consumer Electronics ("CE") segment continued to see a decline in revenue during FY2025. Although there were positive contributions from a new entertainment-focused customer, overall CE revenue was impacted by weaker demand for traditional consumer lifestyle products. The Group remains positive about the growth potential of the entertainment-focused customer, driven by rising global interest in immersive technologies used in theme parks. On the other hand, the business from a legacy customer focusing on traditional consumer lifestyle products has become unattractive due to low margins and limited scale. As a result, the Group will fully phase out traditional consumer lifestyle products from its CE segment by the end of FY2026.

## **ACCELERATING SMART FACTORY TRANSFORMATION**

In FY2025, the Group marked new milestones in its Smart Factory transformation, reflecting meaningful progress in its Manufacturing Execution System ("MES") roadmap to integrate all manufacturing-related process controls into an end-to-end digitalised system.

A notable advancement in FY2025 was the implementation of smart operational dashboards across key areas of the Group's campuses. Deployed in critical functions such as Incoming Quality Control ("IQC") and the Electronics Store, these digital tools have enhanced real-time visibility, streamlined workflows, and improved shopfloor responsiveness.

At IQC, the integration of Optical Character Recognition technology has automated material identification and inspection record-keeping, eliminating manual data entry and enabling faster corrective actions. In the Electronics Store, the use of smart racks and handheld PDAs has streamlined material kitting and improved the flow of inventory from warehouse to production lines. These initiatives have reduced retrieval time and helped prevent stock-outs through automated tracking and real-time replenishment alerts.

The Group also deepened the integration of MES into Product Lifecycle Management by further digitalising New Product Introduction ("NPI") and process validation workflows. This has enhanced process control, improved cross-campus collaboration, and boosted efficiency. Digital checklists now enforce compliance during Design and Production Validation Testing, reducing deviations, while real-time updates on build progress, test results, and quality metrics support faster troubleshooting and coordination. These initiatives have freed engineers from manual tracking, allowing greater focus on technical analysis and leading to more consistent, higher-quality NPI launches. Concurrently, centralised MES updates have also shortened NPI cycle time through better coordination between the China and Vietnam teams.

In FY2025, the Group successfully piloted its in-house developed Advanced Planning System at its Surface Mount Technology ("SMT") workshop. This digital platform enhances production scheduling by optimising machine capacity, material availability, and order priorities while also facilitating proactive bottleneck management and more efficient resource allocation. The pilot delivered tangible benefits, including reduced machine idle time and a significant improvement in on-time delivery. A full rollout across both campuses is planned for FY2026.

Collectively, these MES advancements mark a significant step forward in the Group's digital transformation journey. By reducing manual intervention and automating administrative tasks, they have empowered staff to focus on higher-value problem-solving. Enhanced cross-functional visibility through real-time dashboards has also enabled faster, data-driven decision-making. These initiatives have solidified the Group's operational agility and enhanced staff efficiencies.





# OPERATIONS REVIEW

## VIETNAM CAMPUS – PRODUCTION FLOOR EXPANSION IN PROGRESS

The Vietnam Campus remains a key component of the Group's regional manufacturing strategy. With the onboarding of new customers and product transfers from the China Campus, manufacturing activities at the Vietnam site have ramped up, leading to healthy utilisation of existing capacity. Currently, two of the three floors at the campus are in use.

To support growing operational needs and diversification, the Group began renovating the third floor, including electrical and mechanical installations, during the last quarter of FY2025. The work is expected to be completed by the second quarter of FY2026. Once ready, it will expand the Vietnam production floor capacity by about 40%.

The added capacity will enhance the Group's ability to meet evolving customer requirements. It also complements the China Campus, which continues to function as a hub for core technology development. Together, the dual-site operations reinforce the Group's operational resilience and adaptability in today's increasingly complex macroeconomic environment.

## OUTLOOK

The Group continues to monitor the evolving global trade environment following the US government's tariff announcements since 2 April 2025, which have impacted key trading partners, including China and Vietnam. Although there has been some de-escalation, tariff levels remain above pre-announcement levels.

The geopolitical landscape remains fluid, with global markets entering a phase of heightened trade barriers. These conditions have contributed to increased market volatility, supply chain uncertainties, and growing recessionary risks.

Amid this backdrop, the Group's integrated manufacturing platform in Vietnam, reinforced by the core competencies of its China operations, provides a resilient foundation to navigate these challenges.



## KEY MILESTONES



2024



2022



2019



2017



2015



2014



2013



2012



2010

2009

2008

2007

2003

2002

1992

- Announced a strategic investment in the AI sector to acquire and deploy 1,000 PRC-developed GPUs, supporting the launch of AI-related value-added cloud services in Hong Kong through a new joint venture

- Vietnam Campus commenced mass production

- Established manufacturing footprint in Vietnam

- Received a 2016 Above & Beyond – Pinnacle Award for Supplier Excellence from Delphi

- Accredited with TS16949 Quality Management System and acquired first customer in the automotive industry

- Adoption of formal dividend policy

- Completed more than 40 in-house Process Automation Projects

- Commemorated 20th anniversary
- Revenue crossed HK\$2 billion mark

- Branded air purifiers shipped to US market
- Implemented Lean Manufacturing Programme to improve production and process automation

- Completed relocation of back office functions including general management, computer and engineering centres to Daya Bay Facility
- Acquired In Vitro Diagnostic ("IVD") medical equipment co-developer and manufacturer and completed pilot shipment of IVD equipment

- Completed construction of the Phase 1 of Daya Bay Facility and commenced systematic project transfers of major customers to the facility

- Listed on SGX-Mainboard
- Commenced construction for the 35,000 sqm production area of Phase 1 of Daya Bay Facility

- Adoption of work cell management and updated to ISO9001:2000

- Use of ROHS equipment and accredited with TL9000

- Incorporated and headquartered in Hong Kong with manufacturing facilities established under the Processing Arrangement in Guangdong Province, PRC



## BOARD OF DIRECTORS



**MR TSE CHONG HING**  
*Chairman and Managing Director*

First Appointed: 25 August 2006  
Last re-elected: 22 July 2024

Tse Chong Hing is the Chairman and Managing Director of our Company. He joined the Group in November 1996 as the Assistant to the then Managing Director. He is responsible for strategic planning and the general management of our Group. Mr Tse has over 30 years of experience in finance and operations management in the electronics manufacturing industry. He is a Fellow of the Hong Kong Institute of Certified Public Accountants. He holds a Diploma in Business Studies from the Hang Seng School of Commerce and a Postgraduate Diploma in Management Studies from the Hong Kong Polytechnic.



**MR CHOW KOK KIT**  
*Executive Director*

First Appointed: 25 August 2006  
Last re-elected: 17 July 2023

Chow Kok Kit is one of the founders of the Group and an Executive Director of our Company. He is responsible for the design and development ("D&D") as well as purchasing functions of our Group. Mr Chow has over 30 years of experience in the electronics manufacturing industry. He specialises in the D&D of telecommunication and computer products, and holds an Associateship in Mechanical Engineering and a Higher Certificate in Mechanical Engineering from the Hong Kong Polytechnic.



# BOARD OF DIRECTORS



## MR LIU CHUNG MUN WILSON

*Lead Independent Director*

First Appointed: 1 August 2022

Last re-elected: 17 July 2023

Committees: Audit Committee – Chairman, Nominating Committee and Remuneration Committee – Member

Liu Chung Mun Wilson was appointed as our Lead Independent Director on 21 July 2023. Mr Liu started his career with PricewaterhouseCoopers (“PwC”) in Hong Kong and has over 30 years of experience in audit and business advisory services in mainland China, Hong Kong and Australia. In 1995, Mr Liu joined PwC Zhong Tian LLP, Beijing Branch and became partner in 1997. He relocated to the firm’s Guangzhou Branch in 2015 until his retirement from the partnership of the firm in 2020. During his years at PwC Zhong Tian LLP, Mr Liu was a core member of the China Assurance Leadership Team and a member of the Board of Partners (Supervisory Board) from 2007 to 2013 where he held key roles in the sub-committees of the Governance Board for PwC Greater China and Singapore. In addition, Mr Liu was also the Greater China Automotive Industry Leader, Japanese Business Network Leader and Assurance Human Capital Partner.

Mr Liu is an independent non-executive director of Foran Energy Group Co., Ltd., listed on the Shenzhen Stock Exchange, PGG Wrightson Limited, listed on the New Zealand Stock Exchange, Guotai Junan International Holdings Limited and Cloudbreak Pharma Inc., both of which are, listed on the Hong Kong Stock Exchange. He holds a Bachelor of Commerce from the University of Western Australia, Australia. Mr Liu is also a member of the Chartered Accountants Australia and New Zealand, and a fellow member of CPA Australia and the Hong Kong Institute of Certified Public Accountants. He was the President of the CPA Australia North China Committee from 2005 to 2006 and is currently a Council Member.



## MR STEPHEN HO CHIMING

*Independent Director*

First Appointed: 21 July 2023

Last re-elected: 22 July 2024

Committees: Nominating Committee – Chairman, Audit Committee and Remuneration Committee – Member

Stephen Ho ChiMing served as a senior consultant to the Institutional Banking Group (“IBG”) of DBS Bank Ltd (“DBS”), Taiwan, a role he held between July 2018 and December 2023. He has over 30 years of investment banking experience that spans M&A advisory, equity, and debt capital markets and project/leveraged finance, with a specialisation in the Telecom, Media, and Technology sector between 1991 and 2011. His banking career began in 1989 at the Mergers and Acquisitions Group of Chase Manhattan Bank New York (later JP Morgan Chase). In June 2001, he joined DBS as a managing director in the IBG of DBS in Singapore and was appointed the CEO of DBS Asia Capital, Hong Kong, from May 2011 to July 2013. Mr Ho holds a Bachelor of Science in Construction Engineering from Iowa State University, a Master of Science Civil Engineering from Massachusetts Institute of Technology, and a Master of Business Administration (Finance) from the Wharton School, University of Pennsylvania. Currently, he also serves as the Lead Independent Director of SGX-listed Azeus Systems Holdings Ltd.





# BOARD OF DIRECTORS



## **MS LIU YUEN WEAI SANDY**

*Independent Director*

First Appointed: 22 July 2024

Committees: Remuneration Committee – Chairman, Audit Committee and Nominating Committee – Member

Liu Yuen Weai Sandy has over 20 years of experience and deep expertise in the financial services industry. She has been the CEO and Director of a Single Family Office in Singapore and Director (Sweden) of DealPotential since 2023. From 2014 to 2022, she served in UBS AG, Global Wealth Management as Co-Head CIO Global IM APAC Wealth Planning and Life Insurance, and core member of Global and APAC Management Committees (Singapore). From 2008 to 2014, she worked at Morgan Stanley in Hong Kong and Singapore. Prior to banking, she was a tax lawyer at Loyens & Loeff in the Netherlands and in the UK. Ms Liu has a Master of Laws (LL.M.) degree in Tax Law from Erasmus University Rotterdam, Netherlands, and a Master of Laws (LL.M.) degree in Tax Law from the University of London. She has also obtained an MBA degree from INSEAD, Fontainebleau, France and is a CFA® Charterholder.



## **MR LOO CHENG GUAN**

*Independent Director*

First Appointed: 24 July 2015

Retired: 22 July 2024

Loo Cheng Guan is CEO of King Tower Asset Management (Singapore) Pte Ltd and sits on HKSE-listed China First Capital Group Limited and SGX-listed CosmoSteel Holdings Limited as independent non-executive director. In addition, he is a non-executive director of several private companies, including Vermilion Gate Pte Limited, Amalgam Capital Partners Pte Limited, Brash Asia Pte Limited and New Energy Capital Asia Pte Limited. With more than 25 years of experience in corporate finance, private equity and business management, Mr Loo has spent a significant portion of his career advising on growth strategies, mergers and acquisitions, as well as private market investments. He holds a Bachelor of Economics (Honours) degree and Master of Business Administration from Monash University, Melbourne.

*Note: Mr Loo Cheng Guan retired as Independent Director of the Company with effect from 22 July 2024 having served nine years on the Board.*





# KEY MANAGEMENT

## MR HUANG JIAN YUAN

*Vice President, Operations*

Huang Jian Yuan joined our Group in September 2007 as Operations Manager and promoted to Vice President, Operations in April 2012. He now oversees the PRC factory operations in our Group. His areas of responsibilities include SMT Manufacturing, Production Management, Manufacturing Engineering, Production Control, Warehouse/Logistics, Operation Excellence and Quality Management.

Mr Huang has more than 30 years of experience in programme and operation management with various EMS companies. Prior to joining the Group, he was the director of business units with Beyonics, operations general manager with RTI Tech in Singapore and plant manager with Flextronics China. He holds a Bachelor of Engineering degree from National University of Singapore and a Graduate Diploma in Business Administration with Singapore Institute of Management.

## MR LOIC MESTON

*Vice President, Business Development*

Loic Meston is our Group's Vice President of Business Development. He joined our Group in October 2003. He is responsible for our Group's business development global activities and manages strategic growth projects. He is also responsible for providing our D&D team with market analysis on product trends and regulatory requirements.

Mr Meston has over 30 years of experience in sales, marketing and product development. He holds a degree in engineering from the Central School of Marseille, France, and a Master of Business Administration degree from the University of Rochester, USA.

## MR JOSEPH LUI KA HO

*Chief Financial Officer*

Joseph Lui is our Group's Chief Financial Officer. He joined our Group as Financial Controller in October 2012 and was promoted to Group Financial Controller in November 2013. Since then, Mr Lui has been overseeing the Group's finance and accounting functions, including treasury, tax planning, enterprise risk management, investor relations, internal and external reporting matters of the Group. Mr Lui was promoted to Chief Financial Officer in June 2017.

Prior to joining the Group, Mr Lui was a Senior Audit Manager with PricewaterhouseCoopers from 2003 to 2012 where he first served the Hong Kong office before being seconded to the Beijing office. During his service in PricewaterhouseCoopers, he was involved in a number of successful initial public offerings and overseas mergers and acquisition projects. Mr Lui is fellow member of CPA Australia and member of the Hong Kong Institute of Certified Public Accountants. He graduated with a Bachelor degree in Commerce from Monash University in Australia.





# CORPORATE GOVERNANCE REPORT

Valuetronics Holdings Limited (the “Company”) and its subsidiaries (together, “the Group”) are committed to setting and maintaining high standards of corporate governance within the Group so as to preserve and enhance the interests of all shareholders. The Board and Management firmly believe that good corporate governance is key to the integrity of the Group and fundamental to the long-term sustainability of the Group’s business and performance.

This Corporate Governance Report (the “Report”) describes the Company’s corporate governance practices with specific reference to each of the principles and provisions set out in the Code of Corporate Governance 2018 (the “2018 Code”).

The Board confirms that, as at the date of this Report, the Company has adhered to and complied with the principles and provisions set out in the 2018 Code, other than deviations in respect of the following, appropriate explanations for which have been provided in this Report:

- (i) Provisions 3.1 and 3.2
- (ii) Provision 8.2
- (iii) Provision 11.4

## BOARD MATTERS

### Principle 1: The Board’s Conduct of Affairs

***The company is headed by an effective Board which is collectively responsible and works with Management for the long-term success of the company.***

#### Provision 1.1

The Board is entrusted to lead and oversee the Company, with the fundamental principle to act in the best interests of the Company and the Group. In addition to its statutory duties and responsibilities, the Board also performs the following key functions:

- (a) Provide entrepreneurial leadership, set strategic objectives and ensure that the necessary financial and human resources are in place for the Company to meet its objectives;
- (b) Review and approve business plans, including annual budgets and approve key strategic and operational matters, financial and funding decisions;
- (c) Oversee and review the business of the Group and monitor financial performance;
- (d) Establish and oversee processes for evaluating the adequacy and effectiveness of internal controls (including financial, operational, compliance and information technology controls) and risk management systems annually;
- (e) Set appropriate tone-from-the-top and desired organisational culture, and ensure proper accountability within the Company;
- (f) Set the Company’s values and standards (including ethical standards);
- (g) Work with Management for the long-term success of the Company, review Management’s performance and hold Management accountable for performance; and
- (h) Assume responsibility for corporate governance and sustainability issues.

The Board discharges its duties and responsibilities as fiduciaries objectively exercising diligence and independent judgement at all times.

Every Director is required to disclose any conflict or, potential conflict of interest, whether direct or indirect, in relation to a transaction or, proposed transaction, with the Company. In a conflict of interest situation, a Director recuses/abstains himself/herself from discussions and decisions involving the matter/issue of conflict.

# CORPORATE GOVERNANCE REPORT

## Provision 1.2

The Company has an induction program for newly appointed Directors to familiarize themselves with the Group's business, operations, relevant rules, regulation and governance practices as well as their duties and obligations as directors. Site visits to the Group's manufacturing facilities are conducted to brief new Directors on the Group's operations and business.

In addition to the induction program, newly appointed Directors who do not have prior experience as director of a company listed on the Singapore Exchange Securities Trading Limited ("SGX-ST") are also required to attend the mandatory training as prescribed by SGX-ST, in accordance with Rule 210(5)(a) and Practice Note 2.3 of SGX-ST Listing Manual ("Mandatory Training Requirement").

Ms Liu Yuen Weai Sandy ("Sandy Liu") who was appointed as Independent Non-Executive Director of the Company on 22 July 2024, has completed her Mandatory Training Requirement during the financial year ended 31 March 2025 ("FY2025").

Annual site visits to the Group's manufacturing facilities ("Site Visits") are conducted to provide Directors with updates and understanding of the Group's business operations. During such visits, Directors interact with Key Management Personnel who brief the Directors on the Group's facilities, development, products and business operations. In FY2025, all Directors visited the Vietnam Campus in Phu Tho province, Vietnam, to inspect the manufacturing facilities, talk to management staff and understand the business and operations on the ground.

The Board recognizes the importance of ongoing director education and to facilitate this process, all Directors are encouraged to keep updated on developments relevant to the Company's business and, changes in laws and regulations. All Directors are encouraged to attend relevant courses, seminars and/or talks organized by regulatory bodies and professional institutions, such as the Accounting and Corporate Regulatory Authority of Singapore ("ACRA"), Singapore Institute of Directors, the Singapore Stock Exchange ("SGX"), and public accounting firms, at the Company's expense.

The Company Secretary provides the Board with updates on changes to Listing Rules, Corporate Governance and other regulatory requirements, on a regular basis.

During the year, training courses attended by Directors were:

Director	Training Course/Seminar	Conducted/Organized By
Mr Tse Chong Hing	Cyber Threats and Global Trends	PricewaterhouseCoopers LLP, Singapore ("PwC Singapore")
Mr Chow Kok Kit	Cyber Threats and Global Trends	PwC Singapore
Mr Liu Chung Mun Wilson ("Wilson Liu")	Cyber Threats and Global Trends New Company Law of the People's Republic of China SFC Data Risk Management Senior Management training 2024 Annual Anti-Bribery and Anti-Corruption Training	PwC Singapore Guangzhou Listed Association Deloitte Touche Tohmatsu, Hong Kong Hong Kong Independent Commission Against Corruption
Mr Stephen Ho ChiMing ("Stephen Ho")	Cyber Threats and Global Trends	PwC Singapore
Ms Sandy Liu	Cyber Threats and Global Trends	PwC Singapore

The Company does not issue formal letters to Directors setting out their duties and obligations, upon appointment, as Directors having consented to act, are bound by legislative and regulatory requirements.



# CORPORATE GOVERNANCE REPORT

## Provision 1.3

Board approval is required for any matter which is likely to have a material impact on the Group's operating divisions and/or financial positions.

The Group has in place internal guidelines on matters that require Board approval, including the appointment of Directors, major funding and investment proposals, and material capital expenditures and disposal of assets, corporate or financial restructuring, share issuance and buy-back, dividends and corporate strategies. These have been clearly communicated to Management in writing.

## Provision 1.4

The Board is supported by a number of committees who assist in the discharge of its responsibilities and to enhance the Group's corporate governance framework. These committees comprise the Audit Committee ("AC"), the Nominating Committee ("NC") and the Remuneration Committee ("RC"), which have been delegated with specific authority and function and would submit their recommendations or decisions to the Board. Board Committees are chaired by Independent Non-Executive Directors.

The responsibilities of Board Committees are set out in their respective terms of reference which are aligned with the 2018 Code. Further information on the AC, NC and RC, including names of the Board Committees' members and summaries of activities, are set out in the various sections in this Report.

## Provision 1.5

The Board conducts regular scheduled meetings on a quarterly basis to keep the Board apprised on the Group's financial position, business activities and the overall business environment in which the Group operates and, to review and approve the release of the half-year and full-year results announcements.

Dates for Board and Board Committee meetings and the Annual General Meeting are scheduled in advance to facilitate the attendance of all Directors. Ad-hoc meetings are held as and when required to address significant issues that may arise.

The Company's Bye-Laws provide for meetings to be held via telephone, electronic or other communication facilities which permit all persons participating in the meeting to communicate with each other simultaneously. When a physical meeting is not possible, timely communication with the Directors is achieved through electronic means and the Board/Board Committees' approval is sought for important and critical matters concerning the Company via circulation of written resolutions.

The number of Board and Board Committee meetings held during the financial year and the attendance of the Directors at such meetings are set out below:

Meeting of	Board	AC	NC	RC
<b>No. of meetings held in FY2025</b>	<b>10</b>	<b>4</b>	<b>1</b>	<b>1</b>
<b>Executive Directors</b>				
Tse Chong Hing	10	*4	*1	N/A
Chow Kok Kit	10	*4	*1	N/A
<b>Independent Non-Executive Directors</b>				
Wilson Liu	10	4	1	1
Loo Cheng Guan <sup>(1)</sup>	5	1	1	1
Stephen Ho	10	4	1	1
Sandy Liu <sup>(2)</sup>	5	3	N/A	N/A

(1) Mr Loo Cheng Guan retired as Independent Non-Executive Director on 22 July 2024.

(2) Ms Sandy Liu was appointed as Independent Non-Executive Director on 22 July 2024.

\* Executive Directors are invited to attend Board Committee meetings.

# CORPORATE GOVERNANCE REPORT

The NC has adopted internal guidelines to address competing time commitments of Directors who serve on multiple boards and have other principal commitments. The Board has determined that a Director should serve on not more than 6 boards of listed companies. The NC has considered, and is of the opinion, that the limit of 6 listed company board representations held by the Directors of the Company would not impede the time allocated in carrying out their duties/obligations to the Company. At present, no Director has reached the limit set by the Board.

## Provision 1.6

Management provides the Board with complete and adequate information on a timely basis to enable Board members to make informed decisions and discharge their duties and responsibilities. Such information includes, amongst others:

- documents on matters to be discussed at Board meetings, which are circulated to Board members in advance; and
- financial statements, management reports and relevant forecast and analysis of the Group's results on a quarterly basis and/or as and when required,

to enable the Board to make informed assessment of the Group's performance, financial position and prospects. The Managing Director also provides updates on the Group's business, prospects and other developments impacting the Group, at scheduled meetings and, whenever circumstances warrant. The aforesaid reports/updates enable the Board to be kept abreast of key issues and developments, as well as opportunities and challenges, within the Group and the industry.

In accordance with SGX-ST's requirements, the Board issued negative assurance statement in its announcement of the financial results for the six months ended 30 September 2024, confirming to the best of its knowledge that nothing had come to the attention of the Board which might render the financial statements false or misleading in any material aspect. The negative assurance statement was backed by written representation of the Managing Director and Chief Financial Officer.

## Provision 1.7

All Directors have separate and independent access to the Group's senior management and the Company Secretary. Whenever necessary, Directors and/or, the Board may at the Company's expense seek independent professional advice in furtherance of their duties.

The Company Secretaries provide secretarial support to the Board and ensure adherence to Board procedures and compliance with relevant rules and regulations, applicable to the Company. The Company Secretary attends all Board and Board Committee meetings. The appointment and removal of the Company Secretary is a decision of the Board as a whole.

## **Principle 2: Board Composition and Guidance**

***The Board has an appropriate level of independence and diversity of thought and background in its composition to enable it to make decisions in the best interests of the company.***

## Provision 2.1

## Provision 2.2

## Provision 2.3

The Board currently comprises 2 Executive Directors and 3 Independent Non-Executive Directors ("INEDs").

In compliance with the 2018 Code, INEDs form a majority of the Board and includes 1 female Director.

## **Executive Directors**

Mr Tse Chong Hing – Chairman & Managing Director  
Mr Chow Kok Kit – Executive Director





# CORPORATE GOVERNANCE REPORT

## Independent Non-Executive Directors

Mr Wilson Liu	–	Lead Independent Director & Chairman of Audit Committee
Mr Stephen Ho	–	Chairman of Nominating Committee
Ms Sandy Liu	–	Chairman of Remuneration Committee

### Provision 2.4

The NC and Board consider the current structure, size and composition of the Board and Board Committees appropriate for the Group's present scope and nature of operations, which facilitate effective decision making, where no individual dominates the Board's decision-making process. The NC and Board also consider the current mix and composition of the Board reflects the Company's commitment to Board diversity. The Company has 1 female member (representing 20%) and 3 INEDs (representing 60%) on the Board of 5 members. The Board has the appropriate level of independence and comprises Directors with different backgrounds, experience and qualifications/specialization. The Directors as a group possesses the appropriate balance and diversity of skills, experience, knowledge and gender to provide the Company with the requisite core competencies in areas such as accounting, business, management, finance, engineering and industry knowledge, allow for diverse and objective perspectives on the Group's business direction and growth as well as help to avoid group think and foster constructive debate. Management will continue to benefit from the Directors' respective expertise and diverse backgrounds.

The Company recognizes the benefits of having a diverse Board and has adopted a Board Diversity Policy which sets out the approach to achieve diversity of the Board. The NC is responsible to review and monitor its implementation and will recommend appropriate changes to the Board for consideration and approval.

### Diversity Targets and Progress in FY2025

Nature of Diversity	Targets	Status
Board Independence	Maintain at least 50% independence on the Board	With INEDs forming 60% of the Board, the target of maintaining at least 50% Board independence has been met.
Gender Diversity	At least 1 female representation on the Board	Gender diversity was achieved with the appointment of Ms. Sandy Liu as an INED as part of the Board renewal process during FY2025.
Skills Diversity	At least one director with financial management core skill set	One of the INED, Mr Wilson Liu, is a former partner of a Big 4 accounting firm. The target has been met.

The NC and Board have agreed that the Company's Legal Diversity target can be outsourced and, need not be retained be within the Board. On the other hand, there is no necessity to set specific target for ethnicity/nationality so long as the candidate possesses the right characteristics and qualities to complement and expand the Board's skill sets.

A skills matrix is employed to identify any competency gaps. Based on the following Directors' Experience and Skills Matrix, the current Board members comprise business leaders and professionals from accounting, auditing, management, engineering, banking and finance backgrounds, who contribute valuable expertise and insights to board discussions and deliberations whilst maintaining well-balanced, independent and objective viewpoints. With the concurrence of the NC, the Board is of the view that the current size and composition of the Board is appropriate, having taken into consideration the nature and scope of the Group's operations and the Board's contribution to the Group.

Pursuant to the Board Diversity Policy, the NC reviews annually the appropriateness of the current Board size and composition, taking into consideration, *inter alia*, the needs of the Company and the environment in which it operates, the collective skills and competencies of the Board, gender, service tenure spread of the Directors, the need for progressive renewal of the Board and changes (if any) in the regulatory environment. When the need arises, the NC will make recommendations on changes to the Board to complement the Company's corporate strategy and to ensure that there is an appropriate composition of members of the Board from suitably diverse backgrounds to meet the Group's operational and business requirements. The Company remains committed to implementing the Board Diversity Policy and any further progress made towards implementation of the policy will be disclosed in future Annual Reports.

# CORPORATE GOVERNANCE REPORT

## Directors' Experience/Skills Matrix

Directors	Tse Chong Hing	Chow Kok Kit	Wilson Liu	Stephen Ho	Loo Cheng Guan <sup>#</sup>	Sandy Liu <sup>*</sup>
Experience/Skills						
Industry Experience	√	√				
Senior Management Experience	√	√	√	√	√	√
Audit & Accounting			√			√
Banking/Corporate Finance				√	√	√
Mergers & Acquisitions			√	√	√	√
Engineering		√		√		
Strategic Planning	√	√	√	√	√	√
Risk Management			√			

<sup>#</sup> Mr Loo Cheng Guan retired from the Board on 22 July 2024.

<sup>\*</sup> Ms Sandy Liu was appointed as Independent Non-Executive Director on 22 July 2024.

## Provision 2.5

INEDs contribute to the Board process by monitoring and reviewing Management's performance against goals and objectives. They are encouraged to constructively challenge and help develop proposals on strategy. Their views and opinions provide alternative perspectives to the Group's business. When challenging proposals or decisions, they individually bring independent judgment to bear on business activities and transactions involving conflicts of interest and other complexities.

The INEDs communicate amongst themselves both formally at scheduled meetings without the presence of Management and, informally via email or telephone on matters concerning the Company.

## Principle 3: Chairman and Chief Executive Officer

***There is a clear division of responsibilities between the leadership of the Board and Management, and no one individual has unfettered powers of decision-making.***

## Provision 3.1

The Company has not adopted a dual leadership structure whereby there is a separate Chief Executive Officer and Chairman of the Board. The duties of the Chairman of the Board and the Managing Director of the Company are both assumed by Mr Tse Chong Hing. The Board, with the concurrence of the NC, is of the view that vesting the roles of Chairman of the Board and the Managing Director in the same person, who is knowledgeable in the business of the Group, provides strong leadership and vision, facilitates effective planning and execution of long-term business strategies for sustainable growth. In leading the Board, he ensures that the decision-making process of the Group is not be unnecessarily hindered or, dominated by any person or, group. The Chairman is deeply involved in both management and operations of the Company and thoroughly understands the Group's business. The Board is of the opinion that the Chairman with his background, knowledge, experience and contributions to the Group will facilitate efficient decision-making process and bring greater value to the Group.

Taking into account the current corporate structure, size, nature and scope of the Group's operations, the Board is of the view that notwithstanding that the Chairman and Managing Director is the same person, there are sufficient safeguards and checks, which include the following, to ensure the independent exercise of objective judgement on affairs and operations of the Group:

- The Board is comprised of a majority of INEDs.
- As disclosed in this Report, the Company has appointed Mr Wilson Liu as the Lead Independent Director to provide leadership in any situation where the Chairman is conflicted and to address shareholders' concerns on issues that cannot be appropriately or adequately dealt with by the Chairman and Managing Director or the Chief Financial Officer.
- All the Board Committees are chaired by INEDs and all the Board Committees' members are INEDs.



# CORPORATE GOVERNANCE REPORT

- (iv) The performance of the Chairman is reviewed by the NC, through the conduct of peer evaluation by Board members. The remuneration package of the Chairman is reviewed by the RC.
- (v) Major decisions which have a material impact on the Group's business are made collectively by the Board.
- (vi) INEDs contribute to the Board process by monitoring and reviewing Management's performance against goals and objectives. They are encouraged to constructively challenge and help develop proposals on strategy. Their views and opinions provide alternative perspectives to the Group's business. When challenging proposals or decisions, they individually bring independent judgment to bear on business activities and transactions involving conflicts of interest and other complexities. The INEDs communicate amongst themselves both formally at scheduled meetings without the presence of Management and, informally via email or telephone on matters concerning the Company.

As hereinbefore disclosed, the Board conducts regular scheduled meetings on a quarterly basis to keep the Board apprised on the Group's financial position, business activities and the overall business environment in which the Group operates and to review and approve the release of the half-year and full-year results announcements. Ad-hoc meetings are held as and when required to address significant issues that may arise. When a physical meeting is not possible, timely communication with the Directors is achieved through electronic means and the Board/Board Committees' approval is sought for important and critical matters concerning the Company via circulation of written resolutions.

The Board applies the principle of clear division of responsibilities at the top of the Company. The workings of the Board and the executive responsibility of the Company's business are separated to ensure a balance of power and authority and that no one individual Director has unfettered powers of decision-making. The Board believes that there are sufficient strong and independent elements and adequate safeguards in place against an uneven concentration of power and authority in a single individual.

## Provision 3.2

The Chairman –

- leads the Board to ensure its effectiveness on all aspects of its role;
- sets the agenda and ensures that Directors receive complete, adequate and timely information;
- ensures that adequate time is available for discussion of all agenda items, in particular strategic issues;
- promotes a culture of openness and debate at the Board;
- ensures effective communication with shareholders;
- encourages constructive relations within the Board and between the Board and Management;
- facilitates the effective contribution of INEDs in particular; and
- promotes high standards of corporate governance.

As Managing Director, Mr Tse Chong Hing is responsible for strategic planning and the general management of the Group. Mr Tse oversees the business direction and operations, leads the management team and facilitates effective planning and execution of long-term business strategies.

## Provision 3.3

Mr Wilson Liu has been appointed Lead Independent Director ("LID") to provide leadership in any situation where the Chairman is conflicted and to address shareholders' concerns on issues that cannot be appropriately or, adequately dealt with by the Chairman and Managing Director or, the Chief Financial Officer. When necessary, he facilitates meetings or discussions with the other INEDs on board matters and provides his feedback to the Chairman after such meetings.

# CORPORATE GOVERNANCE REPORT

The other specific roles of LID are as follows:

- (a) acts as liaison between the INEDs and the Chairman and Managing Director and leads the INEDs to provide non-executive perspectives in circumstances where it would be inappropriate for the Chairman to serve in such capacity and to contribute a balanced viewpoint to the Board;
- (b) advises the Chairman of the Board as to the quality, quantity and timeliness of the information submitted by Management that is necessary or appropriate for the INEDs to effectively and responsibly perform their duties; and
- (c) assists the Board and Company officers in ensuring compliance with and implementation of corporate governance practices.

## **Principle 4: Board Membership**

***The Board has a formal and transparent process for the appointment and re-appointment of directors, taking into account the need for progressive renewal of the Board.***

### Provision 4.1

The key responsibilities of the NC are as follows:

- (a) to review the structure, size, composition, diversity and skills of the Board;
- (b) to determine and assess the independence of Directors;
- (c) to make recommendations to the Board on all board appointments;
- (d) to recommend the nomination of Directors retiring by rotation to be put forward for re-election;
- (e) to review Board succession plans for Directors, in particular, the Chairman, the Executive Directors and Key Management Personnel;
- (f) to review the training and professional development programs for the Board and its Directors;
- (g) to develop a process for evaluation of the performance of the Board, its Board Committees and Directors;
- (h) to assess the effectiveness of the Board as a whole and its Board Committees and the contribution of the Chairman and of each individual Director to the effectiveness of the Board; and
- (i) to determine if a Director who has multiple board representations is able to carry out and/or has adequately carried out his/her duties as a Director of the Company.

The Company's Bye-laws provide for the appointment of alternate directors. In line with the Practice Guidance accompanying the 2018 Code, the Company generally avoids the appointment of alternate directors and should any appointment be made, it will be due to exceptional circumstances and for limited periods only. No alternate director was appointed in FY2025.

### Provision 4.2

The NC is regulated by a set of written terms of reference and comprises 3 Directors, all of whom are independent. Currently, the NC is chaired by an INED, Mr Stephen Ho and its members comprise Mr Wilson Liu (who is the LID) and Ms Sandy Liu.

The NC Chairman is not associated with any substantial shareholder of the Company.

### Provision 4.3

New appointments to the Board are first considered and reviewed by the NC. Potential candidates are sourced through contacts or recommendations from Directors. An external consultant may be engaged to source for qualified candidates, if required. Having due regard for the benefits of diversity on the Board, the NC evaluates the suitability of candidates taking into account various aspects, including but not limited to, his/her character, knowledge, skills, experience, gender, age and, his/her ability and willingness to commit time to the Company, before making recommendation to the Board for approval.



# CORPORATE GOVERNANCE REPORT

The Bye-laws of the Company require all Directors to submit themselves for re-election at least once in every 3 years. In particular, one-third of the Directors shall retire annually by rotation at every Annual General Meeting ("AGM") and newly appointed Directors are required to submit themselves for re-election at the AGM next following their appointment.

## Provision 4.4

The NC reviews independence of the Directors annually, and as and when circumstances require, having regard to the definition of independence/circumstances as stated in the 2018 Code and accompanying Practice Guidance and Listing Manual of the SGX-ST. In its annual review for FY2025, the NC has determined Mr Wilson Liu, Mr Stephen Ho and Ms Sandy Liu to be independent, which was concurred by the Board.

In line with Provision 2.1 of the 2018 Code, the NC and Board have also assessed and determined that none of the INEDs has any relationship (whether familial, business, financial, employment, or otherwise) with the Company, its related corporations, its substantial shareholders, or its officers that could interfere, or be reasonably perceived to interfere, with the exercise of the Director's independent business judgement in the best interests of the Company. The INEDs are independent in conduct, character and judgement.

Each member of the NC and of the Board had abstained from deliberation in respect of assessment of his/her own independence.

In addition, the NC is tasked on annual basis, to assess the independence of any Director who has served on the Board beyond 9 years, to particular rigorous review. To facilitate Board renewal, the NC has determined that the length of office of an INED should not exceed 9 years. None of the INEDs have served on the Board for more than 9 years from the date of his/her first appointment.

## Provision 4.5

The NC ensures that new directors are aware of their duties and obligations. For FY2025, the NC is satisfied that each Director had accorded sufficient time, attention and effort in fulfilling his/her duties, responsibilities and obligations as a Board member and was able to adequately carry out his/her duties as a Director of the Company. The Board concurred with the NC's views.

Key information of Directors as at 23 June 2025 is set out below:

Name	Date of First Appointment	Date of Last Re-election	Directorships or Chairmanships in Other Listed Companies		Other Principal Commitments
			Present	Past (Preceding 5 Years)	
Tse Chong Hing	25 August 2006	22 July 2024	Chairman & Managing Director of Valuetronics Holdings Limited	Nil	–
Chow Kok Kit	25 August 2006	17 July 2023	Executive Director of Valuetronics Holdings Limited	Nil	–
Wilson Liu	1 August 2022	17 July 2023	Independent Director of (1) Foran Energy Group Co Ltd (2) Guotai Junan International Holdings Limited (3) PGG Wrightson Limited; and (4) Cloudbreak Pharma Inc.	Nil	–
Stephen Ho	21 July 2023	22 July 2024	(1) Lead Independent Director of Azeus Systems Holdings Ltd; and (2) Independent Director of Asian Pay Television Trust	Nil	–
Sandy Liu	22 July 2024	N/A	Nil	Nil	–

The profiles of Board members are set out on pages 9 and 11 of the Annual Report.



# CORPORATE GOVERNANCE REPORT

## Principle 5: Board Performance

*The Board undertakes a formal annual assessment of its effectiveness as a whole, and that of each of its board committees and individual directors.*

### Provision 5.1

### Provision 5.2

The NC has in place a performance evaluation process where the effectiveness of the Board as a whole, and of each Board Committees separately, and the contribution by each individual Director (including the Chairman) to the Board are assessed. This annual evaluation exercise provides an opportunity to obtain constructive feedback from each Director or committee member on whether the Board or Board Committee's procedures and processes enabled Directors to discharge their duties effectively and to propose changes which may be made to enhance Board/Board Committee effectiveness as a whole.

Board performance evaluation for FY2025 was conducted by having all Directors complete a questionnaire covering the following areas/performance criteria -

- Board structure
- Strategy and performance
- Governance – Board Risk Management & Internal Controls
- Board Function – Information to the Board, Board Procedures, CEO/Top Management and Standards of Conduct.

In evaluating its performance, the Board also took into account the attendance, contribution and participation of each Director at Board Meetings.

Separate assessments of performance of Board Committees were carried by the AC, RC and NC for FY2025 by having all the Board Committee members complete a separate questionnaire in respect of each Board Committee. The performance criteria include, amongst others –

- The respective Board Committees' structure, size and expertise
- Accountability and performance
- Board Committee Function – Information to the Board Committees, processes, relationship with or reporting to the Board and Standards of Conduct
- Attendance, contribution and participation of each member at Board Committee meetings
- Communications with shareholders.

Peer evaluation of Board members, including the Chairman, was also conducted in FY2025. For this evaluation, each Board member completes a questionnaire in respect of every other Board member as well as the Chairman. The questionnaire required the evaluator to rate the Director he is evaluating based on his duties as Director, leadership and communication skills, strategy and risk management capabilities, knowledge and interaction with fellow Directors, Management team, Company Secretary, Auditors and other professionals who render services to the Company.

For each of the performance evaluations of the Board, Board Committees and Directors, a summary of findings is prepared by the Company Secretary based on the completed questionnaires and is reviewed and deliberated by the NC before submitting to the Board. The Chairman of the NC confers with the Chairman of the Board on the findings and appropriate follow-up actions are taken as necessary.

The NC, having reviewed the performance of the Board, Board Committees and individual Directors for FY2025, determined that the Directors have demonstrated commitment to their roles and contributed effectively to the discharge of their duties.

No external facilitator was engaged by the Board for the above evaluations.



# CORPORATE GOVERNANCE REPORT

## REMUNERATION MATTERS

### Principle 6: Procedures for Developing Remuneration Policies

*The Board has a formal and transparent procedure for developing policies on director and executive remuneration, and for fixing the remuneration packages of individual directors and key management personnel. No director is involved in deciding his or her own remuneration.*

#### Provision 6.1

The RC is governed by written Terms of Reference which include reviewing and recommending to the Board the following –

- (1) the framework of remuneration for the Board and Key Management Personnel;
- (2) long-term incentives and performance-based incentives, including share option scheme and performance share plan;
- (3) specific remuneration packages for each Director and Key Management Personnel;
- (4) remuneration packages of employees related to Directors or substantial shareholders of the Company; and
- (5) the Company's obligations arising in the event of termination of Executive Directors and Key Management Personnel's contracts of services, to ensure that such contracts are fair and reasonable and termination clauses are not overly generous.

#### Provision 6.2

Currently, the RC is chaired by Ms Sandy Liu and its members comprise Mr Wilson Liu and Mr Stephen Ho. All members of the RC are independent.

#### Provision 6.3

The RC considers all aspects of remuneration, including but not limited to Directors' fees, salaries, allowances, bonuses, share-based incentives and awards and benefits-in-kind and termination terms to ensure they are fair. In its review, the RC ensures that the remuneration of the Directors and Key Management Personnel commensurate with their performance and value-add to the Group, giving due regard to the sustainability of performance, value creation and strategic objectives of the Company and/or the Group.

The RC reviewed the Company's obligations arising in the event of termination of the Executive Directors' and key management's service agreements, to ensure that such agreement contains fair and reasonable termination clauses which are not overly generous. The Board is of the view that as the Group pays an annual incentive bonus based on the performance of the Group/Company (and not on possible future results) and with clear targets set for Executive Directors and key management, "claw back" provisions in the service contracts may not be relevant or, appropriate.

#### Provision 6.4

The RC may, during its review of remuneration of Directors and Key Management Personnel, seek advice from external remuneration consultants, as and when necessary. No external facilitator/consultant had been engaged by the Board to advise on remuneration matters in FY2025.

# CORPORATE GOVERNANCE REPORT

## Principle 7: Level and Mix of Remuneration

*The level and structure of remuneration of the Board and key management personnel are appropriate and proportionate to the sustained performance and value creation of the company, taking into account the strategic objectives of the company.*

### Provision 7.1

Executive Directors' remuneration packages are based on service agreements and the remuneration packages comprise a basic salary component and a variable component. The fixed component is in the form of a base salary and the variable component is based on set performance targets and weightage in respect of Group revenue, profitability, return on equity, total shareholders' return and new products launched.

The remuneration packages of Key Management Personnel comprise a fixed component and a variable component. The fixed component is in the form of a base salary and the variable component includes performance-based cash incentive bonus and the share-based Valuetronics Employee Share Option Scheme with share options awarded based on a set of performance-related criteria.

The performance-related remuneration is to align Executive Directors and Key Management Personnel's interests with those of the shareholders and other stakeholders, for the long-term success of the Company, and link rewards to corporate and individual performance.

### Provision 7.2

INEDs receive Directors' fees, which are subject to shareholders' approval at the AGM. INED's fees comprise a basic fee and, additional fees for serving on any of the Board Committees and attendance at ad-hoc meetings. The fees take into account their responsibilities, effort and time accorded in discharging their duties and, market practices.

The fee structure for INEDs comprises the following components:

- (1) A basic fee for each INED;
- (2) A percentage of basic fee for each additional role on Board Committees; and
- (3) Attendance fee for participation in additional/ad-hoc Board/Board Committees meetings.

No Director is involved in determining his/her own remuneration.

INED fees proposed for FY2026 will be Singaporean Dollars ("S\$") 300,000 (FY2025: S\$300,000). The proposed fee has taken into account (i) the appointment of an additional INED in FY2026 as part of the Board renewal process and (ii) additional fees (if any) which may be payable for unscheduled Board and Board Committee meetings.

### Provision 7.3

In determining specific remuneration packages for each Executive Director and Key Management Personnel, the pay and employment conditions within the same industry and in comparable companies as well as the Company's performance and that of the individual are taken into account, so as to ensure the remuneration is appropriate to attract, retain and motivate the Directors to provide good stewardship of the Company and Key Management Personnel to successfully manage the Company for the long term.



# CORPORATE GOVERNANCE REPORT

## Principle 8: Disclosure on Remuneration

*The company is transparent on its remuneration policies, level and mix of remuneration, the procedure for setting remuneration, and the relationships between remuneration, performance and value creation.*

### Provision 8.1

A breakdown of Directors' remuneration and that of the Group's top 5 Key Management Personnel who are not Directors or, the Managing Director, for FY2025, falling within broad bands, are set out below –

#### (A) Directors' remuneration

Name	Breakdown (in terms of percentage)				Total (in S\$)
	Salary (%)	Bonus (%)	Fee (%)	Benefits* (%)	
Tse Chong Hing	30%	70%	0%	0%	2,245,000
Chow Kok Kit	32%	68%	0%	0%	1,650,000
Loo Cheng Guan <sup>(1)</sup>	0%	0%	100%	0%	28,000
Wilson Liu	0%	0%	100%	0%	96,000
Stephen Ho	0%	0%	100%	0%	80,000
Sandy Liu <sup>(2)</sup>	0%	0%	100%	0%	56,000

(1) Mr Loo Cheng Guan retired as Independent Non-Executive Director on 22 July 2024.

(2) Ms Sandy Liu was appointed as Independent Non-Executive Director on 22 July 2024.

#### (B) Remuneration of top 5 Key Management Personnel (who are not Directors or, the Managing Director)

Name	Salary (%)	Bonus (%)	Benefits* (%)	Total (%)
<b>Below S\$250,000</b>				
Huang Jian Yuan	85%	8%	7%	100%
Lo Ngo Yin	88%	7%	5%	100%
Pau Chung Kin Kenny	89%	7%	4%	100%
<b>Between S\$500,001 – S\$750,000</b>				
Lui Ka Ho Joseph	70%	13%	17%	100%
<b>Between S\$750,001 – S\$1,000,000</b>				
Loic Meston	42%	50%	8%	100%

\* Share-based payments and post-employment benefits are included in the column "Benefits" above.

In FY2025, the annual aggregate remuneration paid to the top 5 Key Management Personnel (who are not Directors or, the Managing Director) was approximately S\$2,180,000.

# CORPORATE GOVERNANCE REPORT

**(C) Remuneration of employees who are substantial shareholders of the Company, or who are immediate family members of a Director, the Managing Director or a substantial shareholder of the Company, and whose remuneration exceeds S\$100,000 during the year**

Mr Tse Chong Hing (Chairman and Managing Director) and Mr Chow Kok Kit (Executive Director) are substantial shareholders of the Company.

The remuneration paid to Mr Tse and Mr Chow (who are Directors and substantial shareholders of the Company) for FY2025 are set out in the above table relating to Directors' remuneration.

There were no termination, retirement or post-employment benefits granted to Directors and Key Management Personnel during the year.

## Provision 8.2

Save as disclosed above, there were no employees who were substantial shareholders, or who were immediate family members of any Director or, the Managing Director or, a substantial shareholder of the Company, in FY2025.

## Provision 8.3

The remuneration of the Company's Executive Directors and Key Management Personnel are borne by the Company's operating subsidiaries. Other than as disclosed herein, there were no remuneration and other payments and benefits paid by the Company's subsidiaries to Directors and Key Management Personnel of the Company.

The Company currently has in place 2 share schemes in the form of the Valuetronics Employee Share Option Scheme 2017 ("ESOS") and the Valuetronics Performance Share Plan 2017 ("PSP") for eligible employees, including Directors of the Company and the Group. Details of ESOS grants and PSP awards are disclosed in the Report of the Directors.

Details of the Company's ESOS and PSP are set out in pages 70 to 73 of the Annual Report.

## ACCOUNTABILITY AND AUDIT

### **Principle 9: Risk Management and Internal Controls**

***The Board is responsible for the governance of risk and ensures that Management maintains a sound system of risk management and internal controls, to safeguard the interests of the company and its shareholders.***

## Provision 9.1

The Group has established a system of risk management and internal controls to address the financial, operational, compliance and information technology risks of the Group. Management regularly assesses and reviews the Group's business and operational environment to identify areas of significant business, operational and other risks, as well as appropriate measures to control and mitigate these risks.

The primary task of identifying business risks lies with Management, who recommends to the Board processes for the formulation of policies to mitigate such risks. The Risk Management process, which is approved by the Board, includes a combination of measures/controls to reduce or, mitigate the Group's exposure to risks and/or, possible losses. The Board determines the nature and extent of the significant risks which the Company is willing to take in achieving its strategic objectives and value creation.

A Risk Management Committee ("RMC") was established in FY2013, to review the adequacy and effectiveness of risk management activities within the Group. The Group has in place a risk management framework to enhance its risk management capabilities. The key risks facing the Group have been identified and action plans have been put in place to attempt to mitigate these risks. Risks have been identified at the process levels and controls have been put in place to mitigate these risks. Awareness and ownership of risks and controls by the relevant functions are continuously instilled.





# CORPORATE GOVERNANCE REPORT

Key management staff from the various business units are tasked to assess and manage the risks within the defined risk management framework.

The Board acknowledges that risk is inherent in business and there are commercial risks to be taken in the course of generating returns on business activities. The Board's policy is that risks should be managed within the Group's overall risk tolerance.

The system of internal controls provides reasonable, but not absolute assurance that the Group will not be adversely affected by any event that could be reasonably foreseen as it strives to achieve its business objectives.

However, the Board recognizes that no system of internal controls can provide absolute assurance against the occurrence of material financial misstatements or losses, poor judgment in decision-making, human errors, fraud or other irregularities.

The Board and AC will be responsible for (a) monitoring the Company's risk of becoming subject to, or violating, any sanctions-related law or regulation and (b) ensuring timely and accurate disclosures to SGX-ST and other relevant authorities. As at the date of this Report, the Company does not have existing business in a country which is subject to sanctions-related law or regulation, and has no exposure to sanctions-related risks.

## Provision 9.2

For FY2025, the Board has received the following assurances –

- (a) Written confirmation from the Managing Director (equivalent to CEO) and Chief Financial Officer that the Company's financial records have been properly maintained and the financial statements for FY2025 give a true and fair view of the Company's operations and finances; and
- (b) Written confirmation from the Managing Director (equivalent to CEO), Chief Financial Officer and relevant Key Management Personnel that the Company's risk management, compliance and internal controls (including financial, operational, compliance and information technology controls) systems are adequate and effective.

Based on the internal controls established and risk management framework maintained by the Group, work performed by the Internal Auditors and External Auditors, and the reviews performed by Management and the RMC for FY2025, the Board, with the concurrence of the AC, is satisfied that, as at the date of this Report, the Group's internal controls (including financial, operational, compliance and information technology controls) and risk management systems are effective and adequate in its current business environment. No material weaknesses of internal controls and risk management systems were identified in respect of FY2025.

## **Principle 10: Audit Committee**

***The Board has an Audit Committee which discharges its duties objectively.***

## Provision 10.2

## Provision 10.3

The AC is regulated by a set of written terms of reference, which clearly sets out its authority and duties. The AC has explicit authority to investigate any matters within its terms of reference, full access to and the co-operation by Management, full discretion to invite any Director or Executive Officer to attend its meetings and has been given adequate resources to enable it to discharge its functions.

Currently, the AC comprises 3 Directors, all of whom are independent. The Chairman of the AC is Mr Wilson Liu and its members are Mr Stephen Ho and Ms Sandy Liu.

The Chairman and the members of the AC possess recent and relevant accounting or related financial management expertise or experience to discharge their responsibilities.

The AC Chairman who was appointed to the Board on 1 August 2022, was a partner of PricewaterhouseCoopers, Hong Kong (a member firm of the External Auditors, PricewaterhouseCoopers LLP) up till 30 June 2020. Save as disclosed, no former partner or director of the External Auditors is a member of the AC. The AC Chairman and members do not have any financial interest in the External Auditors.

# CORPORATE GOVERNANCE REPORT

## Provision 10.1

The key functions of the AC, amongst others, are –

- (a) To review with the External Auditors, the scope and results of the external audit, evaluation of the accounting controls, audit reports and any matters which the External Auditors wish to discuss;
- (b) To review with the Internal Auditors, their audit plan and reports, the adequacy of the internal audit procedures and their evaluation of the effectiveness of the overall internal control system, including financial, operational and compliance controls and risk management system;
- (c) To review the adequacy, effectiveness, independence, scope and results of the Company's internal audit function;
- (d) To review significant financial reporting issues and judgements so as to ensure the integrity of financial statements of the Company and any announcements relating to the Company's financial performance;
- (e) To review the quarterly and annual financial statements of the Company and the Group, including half-year and full-year results announcements to shareholders and the SGX-ST, prior to submission to the Board for approval;
- (f) To review and to report to the Board at least annually the adequacy and effectiveness of the Group's internal controls, which address the Group's financial, operational, compliance and information technology risks and risk management systems, and any other matters requiring the Board's attention;
- (g) To evaluate the Group's system of internal controls with the Internal Auditors and to assess the effectiveness and adequacy of internal accounting and financial control procedures;
- (h) To review the assurance from the Managing Director (equivalent to CEO) and Chief Financial Officer on the financial records and financial statements;
- (i) To review the Company's Whistle-Blowing Policy and to ensure that arrangements are in place for concerns about possible improprieties in financial reporting or other matters to be safely raised and independently investigated, and for appropriate follow-up action to be taken;
- (j) To review Interested Person Transactions and to report its findings to the Board;
- (k) To conduct annual reviews of the cost effectiveness of the external audit, the adequacy, effectiveness, independence and objectivity of the External Auditors, including the volume of non-audit services provided by the External Auditors, to satisfy itself that the nature and extent of such services will not prejudice the independence and objectivity of the External Auditors before confirming their re-nomination; and
- (l) To make recommendations to the Board on the appointment, re-appointment and removal of the External Auditors and to approve their remunerations and terms of engagement.

During the financial year, the AC had reviewed –

- business and operational reports on a quarterly basis;
- half-year and full-year financial statements announcements prior to submission to the Board;
- the annual audit plan of the External Auditors and Internal Auditors and the results of the audits performed by them;
- the effectiveness and adequacy of the Group's internal controls and risk management systems;
- audit and non-audit services (if any) rendered by the External Auditors, their independence, re-appointment and remuneration; and
- transactions with interested persons and those not falling within the ambit of Chapter 9 of the Listing Manual of the SGX-ST.



# CORPORATE GOVERNANCE REPORT

The External Auditors provide the AC with regular updates on changes in accounting standards and issues which have a direct impact on financial statements.

## Provision 10.4

The Company's External Auditors and Internal Auditors report their findings and recommendations to the AC independently.

## Internal Audit

The Group's internal audit function was outsourced to an independent audit firm, Acclime Advisory Services Limited ("IA") a professional services firm with Asian focus, operating across 15 Asian markets, serving over 14,500 active clients with a team of more than 1,390 staff. Its pillar strengths rest in risk advisory, corporate governance, ESG advisory, tax compliance and advisory, M&A advisory, business valuation, accounting, HR/payroll, corporate restructuring, insolvency, digital forensic investigations and company formation. The IA team serving the Company consists of 6 professional members, including the Director-in-charge and the IA Partner, both of whom are members of the Hong Kong Institute of Certified Public Accountants. They have extensive internal audit experience, particularly in the manufacturing industry and with companies comparable in size to the Company. Additionally, both Director-in-charge and the IA Partner have prior experiences providing IA services to SGX listed entities.

The IA functions according to the Standards for the Professional Practice of Internal Auditing set by The Institute of Internal Auditors and is adequately resourced to perform the internal audit effectively.

The IA has appropriate standing within the Company and has unrestricted access to all the Company's documents, records, properties, information and receives co-operation from the Board, the AC, Management and staff, as necessary, to effectively discharge its responsibilities. The IA conducts independent reviews, assessment and follow-up audit procedures on the Group's financial, operational, compliance and information technology controls, and reports the remediation status to the AC. Reports of the IA are submitted to the AC for review, with copies of these reports extended to the members of the Board and the relevant senior management officers.

The IA had during the course of their audit performed tests over operating effectiveness of certain controls and made some observations on internal controls and proposed recommendations to assist Management in mitigating risks and improving operational efficiency and effectiveness in the areas reviewed. Action plans to address these observations have been put in place.

The AC assesses the adequacy, effectiveness and independence of the internal audit function annually. For FY2025, the AC is satisfied that the IA is independent, effective, has the necessary resources to adequately perform its functions and staffed by qualified and experienced personnel.

With the assistance of the IA, the Group has established a risk management framework to continuously monitor, manage and control risks. Management regularly reviews and updates key risks for the Group, and ensures that such risks remain relevant in the context of current economic and operating environment.

The AC is responsible for the appointment, removal, evaluation and compensation of the Internal Auditors.

## External Audit

In compliance with Rule 712 of the SGX-ST Listing Manual which requires all SGX-ST primary-listed issuers to appoint an auditing firm which is approved under the Accountants Act 2004 of Singapore, PwC Singapore was appointed as External Auditors of the Company with effect from the financial year ended 31 March 2023.

In reviewing the nomination of PwC Singapore for re-appointment as External Auditors, the AC had considered the adequacy of resources, experience and competence of PwC Singapore and, had taken into account the Audit Quality Indicators Disclosure Framework of PwC Singapore at firm level and on audit engagement level. Consideration was also given the experience of the engagement partner and members of the audit team and, the ability of the audit team to work cohesively with Management within the agreed timelines.

Based on the above, the AC had recommended to the Board the nomination of PwC Singapore for re-appointment as External Auditors at the forthcoming AGM.

# CORPORATE GOVERNANCE REPORT

## Provision 10.5

In FY2025, the AC met with the External Auditors and the Internal Auditors twice, to review the Group's accounting, auditing and financial reporting and internal control matters, so as to ensure that an effective system of control is maintained in the Group. The AC has also met with External Auditors and Internal Auditors without the presence of Management.

Aggregate audit service fees paid to the Company's External Auditors, PwC Singapore and member firms of PricewaterhouseCoopers ("PwC") for FY2025 amounted to Hong Kong Dollars ("HK\$") 2.9M for the Group. The Group did not engage PwC to provide non-audit services in FY2025.

In FY2025, PwC Singapore was the sole auditor of the Company, whilst its principal subsidiaries were audited by member firms of PwC. The Company has complied with Rule 712 and Rule 715 of the Listing Manual of the SGX-ST in relation to the appointment of audit firms.

## **WHISTLE-BLOWING POLICY**

The Company has in place a Whistle-Blowing Policy whereby the staff of the Group and stakeholders (including customers and suppliers) can raise in good faith and in confidence, any concerns about malpractice or wrongdoing within the Group or possible improprieties relating to business activities, accounting, financial reporting, internal controls and other matters. Under these procedures, arrangements are in place for independent investigation of such matters raised and for appropriate follow up action.

The objectives of the Whistle-Blowing Policy are:

- To communicate the Company's expectation of employees of the Group in detecting fraudulent activities or malpractices;
- To guide employees on the course of action when addressing their concerns or suspicions of fraudulent activities or malpractices;
- To provide a process for investigations and management reporting; and
- To establish the policies for protecting whistle-blowers against reprisal by any person internal or external of the Group.

The AC is responsible for oversight and monitoring of whistleblowing and ensures that arrangements are in place for independent investigation of matters raised. The AC will review investigation reports on whistleblowing cases (if any) and decide/recommend follow-up or remedial actions to be taken, where appropriate, and report the same to the Board accordingly. The Company and/or AC may in its absolute discretion designate an independent function/party as it deems fit to investigate whistleblowing reports made in good faith.

The Company will exercise great care, sensitivity and timeliness whilst carrying out investigation of matters raised; and protect the identity of all whistle-blowers, except as necessary or appropriate to conduct the investigation and to take any remedial action and subject to legal or regulatory requirements. Investigation results are confidential and will not be disclosed or discussed with anyone other than those with a legitimate need to know. The Company will also protect a whistle-blower acting in good faith and who has not himself or herself engaged in serious misconduct or illegal conduct from any forms of harassment, retaliation, adverse employment or career advancement consequence or discrimination, including but not limited to demotion, dismissal or reduction of compensation or privileges of employment.

Details of the Whistle-Blowing Policy have been disseminated and made available to all employees of the Group.



# CORPORATE GOVERNANCE REPORT

## SHAREHOLDER RIGHTS AND ENGAGEMENT

### Principle 11: Shareholder Rights and Conduct of General Meetings

*The company treats all shareholders fairly and equitably in order to enable them to exercise shareholders' rights and have the opportunity to communicate their views on matters affecting the company. The company gives shareholders a balanced and understandable assessment of its performance, position and prospects.*

#### Provision 11.1

As general meetings are the principal forum for dialogue with shareholders, the Board encourages all shareholders to attend the general meetings, to stay informed of the Group's developments. Shareholders are also given the opportunity to air their views and direct questions to the Board and Board Committees. Notices of general meetings are issued with Annual Reports or, relevant circulars and sent to shareholders within the prescribed time frame. Such notices are also advertised in a Singapore newspaper and posted on SGXNet and the Company's website.

Every shareholder is entitled to vote in person or by appointing up to 2 proxies to attend and vote on his or her behalf. With poll voting, shareholders and/or, their proxies are entitled to 1 vote for every share represented at general meetings.

In compliance with Bermuda law, the Company's Bye-laws do not allow corporations which provide nominee or custodial services to appoint more than 2 proxies to attend and participate in general meetings as proxies.

#### Provision 11.2

At general meetings, separate resolutions are proposed for each substantially separate issue to avoid bundling of resolutions unless, the resolutions are inter-dependent and linked to form 1 significant proposal.

#### Provision 11.3

The Directors, including the Chairman of the respective Board Committees and the External Auditors attend general meetings to address issues or queries raised by shareholders. The External Auditors is present at the AGM to address shareholders' queries on the conduct of the audit and the preparation and content of the auditors' report. For the last AGM held in July 2024, all the Directors attended the meeting which was held physically in Singapore.

#### Provision 11.4

The Company has not implemented voting in absentia due to concerns on information control and security. In this connection, the Company has not amended its Bye-laws to allow shareholders to vote in absentia at general meetings. Voting in absentia may only be possible following careful study/review of feasibility to ensure that integrity of the information and authentication of the identity of shareholders is not compromised.

Resolutions are voted on by poll and independent scrutineers are appointed to count and verify the results of the poll. The poll results, including the number of votes cast for and against each resolution at the meeting, are released via SGXNet and posted on the Company's website.

#### Provision 11.5

The Company Secretary prepares minutes of general meetings which are available to shareholders present at the relevant meeting, upon request. Minutes of AGMs/general meetings of shareholders, incorporating substantial and relevant comments or queries from shareholders relating to the agenda of general meetings and responses from the Board, Management and/or Auditors, are published via SGXNet and on the Company's website.

# CORPORATE GOVERNANCE REPORT

## Provision 11.6

### **DIVIDEND POLICY**

The Company has a formal dividend policy which aims to provide its shareholders with a target annual dividend payout of at least 30% of the net profit attributable to shareholders in any financial year, whether as interim and/or final dividend, the declaration and payment of which will be determined at the sole discretion of the Board.

The ordinary dividend recommended, declared or paid in any financial year shall not exceed 50% of the total net profit attributable to shareholders, unless otherwise approved by the Board.

In proposing any dividend payout and/or determining the form, frequency and/or the amount of such dividend payout, the Board will also take into account, *inter alia* –

- (i) the Group's actual and expected financial performance and financial conditions;
- (ii) retained earnings and distributable reserves;
- (iii) results of operations and cash flow;
- (iv) the level of the Company's debts to equity ratio and return on equity;
- (v) the ability of the Company's subsidiaries to make dividend payments to the Company;
- (vi) restrictions on payment of dividends that may be imposed on the Company by any of its financing arrangements;
- (vii) the Group's expected working capital requirements, the Group's expected capital expenditure, future expansion, other investment plans and other funding requirements;
- (viii) general economic conditions and other internal or external factors that may have an impact on the business or financial performance and position of the Group, including such legal or contractual restrictions as may apply from time to time or which the Board may consider appropriate in the interests of the Company; and
- (ix) such other factors that the Board deems appropriate.

The Board endeavours to maintain a balance between meeting shareholders' expectations and prudent capital management with a sustainable dividend policy. The Board continually reviews the dividend policy and reserves the right in its sole and absolute discretion to update, amend, modify and/or cancel the dividend policy at any time.

### **Principle 12: Engagement with Shareholders**

***The company communicates regularly with its shareholders and facilitates the participation of shareholders during general meetings and other dialogues to allow shareholders to communicate their views on various matters affecting the company.***

## Provision 12.1

The Board recognises the importance and is aware of its obligations in providing regular, effective and fair communication with shareholders. It provides prompt, consistent and relevant information with regard to the Group's corporate developments and financial performance, which complies with disclosure obligations prescribed under the 2018 Code and the SGX-ST Listing Manual.

The Board has taken adequate steps to ensure compliance with legislative and regulatory requirements, including without limitation, the Listing Rules of the SGX-ST. Prompt compliance with statutory reporting requirements is one way to maintain shareholders' confidence and trust in the capability and integrity of the Company.





# CORPORATE GOVERNANCE REPORT

The Group keeps all shareholders informed of developments that would have a material impact on the Group through announcements on SGXNet and on the Company's website at [www.valuetronics.com.hk](http://www.valuetronics.com.hk). Shareholders may at any time send their enquiries and/or feedback about the Company to the Board in writing through its corporate website, under "Contact Us" or "IR Contact" section.

The Company notifies shareholders in advance on the date of release of its financial results through announcement via SGXNet.

In presenting the half-yearly and annual financial results to shareholders, the Board seeks to provide shareholders with a detailed, balanced and understandable assessment of the Group's performance, financial position and prospects, including interim and other price sensitive public reports, and reports to regulators (if required).

Immediately following its announcement of the relevant results, the Company establishes shareholder communication via a series of local and overseas non-deal road shows. Management takes an active role in participating in investor relations activities with the investment community and, meeting regularly with local and foreign institutional shareholders. The various channels of shareholder communication enable the Group to solicit and understand the views of the shareholders. For transparency and non-selective disclosure, materials used in these briefings are publicly disseminated via SGXNet and on the Company's website.

Shareholders and the public may also assess financial and annual reports, announcements and, media releases via the Company's website at [www.valuetronics.com.hk](http://www.valuetronics.com.hk).

## Provision 12.2

The Group's Investor Relations ("IR") Policy is that all shareholders should be equally and timely informed of all major developments and events that impact the Group. Price-sensitive information is publicly released on an immediate basis where required under the Listing Manual. Where an immediate announcement is not possible, the announcement is made as soon as possible to ensure that shareholders and the public have fair access to the information.

## Provision 12.3

The Company has put in place a formal IR Policy which is available on the Company's website at [www.valuetronics.com.hk](http://www.valuetronics.com.hk). The IR Policy sets out, *inter alia*, (i) the principles, policies and practices that are adopted by the Company in the course of a two way communication between the Company and its shareholders and the investment community, and (ii) mechanism through which shareholders may contact the Company with questions and through which the Company may respond to such questions.

## MANAGING STAKEHOLDERS RELATIONSHIPS

### **Principle 13: Engagement with Stakeholders**

***The Board adopts an inclusive approach by considering and balancing the needs and interests of material stakeholders, as part of its overall responsibility to ensure that the best interests of the company are served.***

## Provision 13.1

## Provision 13.2

The Company has in place a Stakeholder Engagement Policy which sets out the principles, policies and practices that are adopted by the Company in the course of its stakeholder engagement activities so as to provide opportunities to further align its business practices with societal needs and expectations, helping to drive long-term sustainability and shareholder value.

The Company has arrangements in place to identify and engage with its material stakeholder groups and to manage its relationships with such groups.

The Company adopts an inclusive approach by considering and balancing the needs and interests of its key stakeholders, as part of its overall responsibility to ensure that the best interests of the Company are served. The key stakeholders include, but not limited to, customers, suppliers, employees, investors, and local government. The Company adopts both formal and informal channels of communication to understand the needs of its key stakeholders, and incorporate their feedback into the evolution of corporate strategies so as to achieve mutually beneficial relationships.

# CORPORATE GOVERNANCE REPORT

The Company discloses in its Sustainability Report its strategy and key areas of focus in relation to the management of stakeholder relationships during the reporting period. Further details can be found in the Company's Sustainability Report for FY2025.

## Provision 13.3

The Company maintains a corporate website at [www.valuetronics.com.hk](http://www.valuetronics.com.hk) to communicate and engage with its stakeholders.

## SECURITIES TRANSACTIONS

The Group has adopted a policy governing dealings in securities of the Company for Directors, its officers and employees.

The Group's "black-out" period, in compliance with SGX-ST's Listing Rule 1207(19), is that the Directors, officers and other employees of the Group, who have access to price-sensitive and confidential information, should not deal in securities of the Company during the period commencing one month before the announcement of the Group's half-year and full-year results. The black-out period ends after the release of the relevant results.

In addition, the Directors and officers of the Group are discouraged from dealing in the Company's securities whilst in possession of price-sensitive information and/or on short-term considerations.

## INTERESTED PERSON TRANSACTIONS ("IPTs")

The Group has adopted an internal policy governing procedures for the review and approval of IPTs. The AC has reviewed the rationale and terms of the Group's IPTs and is of the view that the IPTs are on normal commercial terms and are not prejudicial to the interests of the Company and its minority shareholders.

Save as disclosed in the consolidated financial statements, the aggregate value of all approved IPTs conducted during FY2025 (excluding transactions less than S\$100,000), are set out below:

Name of interested person	Nature of Relationship	Aggregate value of all interested person transactions during the financial year under review (excluding transactions less than S\$100,000 and transactions conducted under shareholders' mandate pursuant to Rule 920)	
		Year ended 31 March 2025 HK\$'000	Year ended 31 March 2024 HK\$'000
Tse Chong Hing	Project management consultancy services for the Vietnam factory from Concord Buildings Co. Ltd, which is owned by Mr Tse's brother and wife.	1,150	Nil

The Company does not have a Shareholders' Mandate for IPTs.

## MATERIAL CONTRACTS

Other than as disclosed above, there were no material contracts of the Company or its subsidiaries involving the interests of any Director or controlling shareholder entered into during the financial year that is required to be disclosed under Rule 1207(8).



# REPORT OF THE DIRECTORS

FOR THE YEAR ENDED 31 MARCH 2025

The Directors of the Company are pleased to present their report together with the audited financial statements of the Company and of the Group for the financial year ended 31 March 2025.

## 1. DIRECTORS AT DATE OF REPORT

The Directors of the Company in office at the date of this report are:

Tse Chong Hing	Chairman and Managing Director
Chow Kok Kit	Executive Director
Liu Chung Mun Wilson	Lead Independent Director
Stephen Ho ChiMing	Independent Director
Liu Yuen Weai Sandy	Independent Director

## 2. ARRANGEMENTS TO ENABLE DIRECTORS TO ACQUIRE BENEFITS BY MEANS OF ACQUISITION OF SHARES AND DEBENTURES

Neither at the end of the financial year nor at any time during the financial year did there subsist any arrangement the objective of which is to enable the Directors of the Company to acquire benefits by means of acquisition of shares or debentures in the Company or the Group, other than pursuant to the Valuetronics Employee Share Option Scheme and the Valuetronics Employee Share Option Scheme 2017 and the Valuetronics Performance Share Plan and the Valuetronics Performance Share Plan 2017.

## 3. DIRECTORS' INTERESTS IN SHARES OR DEBENTURES

Except as disclosed in this report, no Director who held office at the end of the financial year had interests in the shares or debentures of the Company and related corporations, either at the beginning or at the end of the financial year or on 21 April 2025.

	In the name of Directors			Deemed Interest		
	At 1 April 2024	At 31 March 2025	At 21 April 2025	At 1 April 2024	At 31 March 2025	At 21 April 2025
<b>Name of Directors</b>	<b>Ordinary shares of HK\$0.10 each</b>					
Tse Chong Hing	75,990,411	75,990,411	75,990,411	–	–	–
Chow Kok Kit	32,000,361	32,000,361	32,000,361	–	–	–
Liu Chung Mun Wilson	–	–	–	–	–	–
Stephen Ho ChiMing	–	–	–	–	–	–
Liu Yuen Weai Sandy	–	–	144,300	–	–	–

## 4. CONTRACTUAL BENEFITS OF DIRECTORS

Since the beginning of the financial year, no Director has received or become entitled to receive a benefit by reason of a contract made by the Company or a related corporation with the Director or with a firm of which he is a member, or with a company in which he has a substantial financial interest except for the directors' fees, salaries, bonuses and other benefits as disclosed in the financial statements.

## 5. SHARE OPTIONS AND AWARDS

### (i) The Valuetronics Employee Share Option Scheme ("ESOS 2007") and the Valuetronics Employee Share Option Scheme 2017 ("ESOS 2017")

The ESOS 2007 was approved by Shareholders at a Special General Meeting ("SGM") on 6 February 2007 and modified at the SGM held on 28 July 2008. ESOS 2007 expired on 6 February 2017 and the new modified ESOS 2017 was approved by Shareholders at SGM on 24 July 2017.

# REPORT OF THE DIRECTORS

FOR THE YEAR ENDED 31 MARCH 2025

The ESOS 2007 and ESOS 2017 are administered by the Remuneration Committee ("RC") comprising:-

Liu Yuen Weai Sandy (Chairman)

Liu Chung Mun Wilson

Stephen Ho ChiMing

Other information regarding the ESOS 2017 is set out below:-

Subject to the absolute discretion of the RC, options may be granted to the following groups of participants under the ESOS 2017:

- (a) Group Employees (including Executive Directors but excluding Controlling Shareholders and/or their Associates); and
- (b) Non-Executive Directors (including Independent Directors).

Options may be granted by the RC at its discretion with the Exercise Price set at:-

- a price equal to the Market Price; or
- a price which is set at a discount to the Market Price, provided that:
  - i. the maximum discount shall not exceed 20% of the Market Price; and
  - ii. the Shareholders in general meeting have authorised, in a separate resolution, the making of offers and grants under the ESOS 2017 at a discount not exceeding the maximum discount as aforesaid.

Options granted at the Market Price may be exercised at any time after the first anniversary of the date of the grant. Options granted with the Exercise Price set at a discount to the Market Price may be exercised any time after the second anniversary of the date of grant. All options shall be exercised before the tenth anniversary of the relevant offer date, or such earlier date as may be determined by the RC, failing which all unexercised Options shall immediately lapse and become null and void.

Except as disclosed below, no employee received 5% or more of the total number of shares under options available under the ESOS 2007 and ESOS 2017.

During the financial year, 1,940,000 options to subscribe for shares in the Company were granted to the Company's executives and staff under the ESOS 2017. Pursuant to the exercise of options, the Company transferred and utilized 4,185,000 treasury shares. 162,000 options were forfeited during the financial year.

As at 31 March 2025, the Company has the following outstanding share options:

Date of grant	Exercise Price	Outstanding at		Granted	Exercised	Forfeited	Outstanding at
		1 April 2024					31 March 2025
24 August 2015	S\$0.268*#	27,500	–	–	–	–	27,500
18 August 2016	S\$0.379*#	132,000	–	(55,000)	(22,000)	–	55,000
24 September 2017	S\$0.701#	2,770,000	–	–	(70,000)	–	2,700,000
21 September 2018	S\$0.530#	2,165,000	–	(1,410,000)	(20,000)	–	735,000
15 November 2019	S\$0.570#	2,990,000	–	(520,000)	(20,000)	–	2,450,000
18 November 2020	S\$0.460#	2,400,000	–	(2,070,000)	–	–	330,000
07 December 2021	S\$0.530	1,890,000	–	(130,000)	–	–	1,760,000
15 November 2022	S\$0.490	1,300,000	–	–	–	–	1,300,000
23 August 2023	S\$0.518	1,800,000	–	–	(30,000)	–	1,770,000
10 December 2024	S\$0.629	–	1,940,000	–	–	–	1,940,000
Total		15,474,500	1,940,000	(4,185,000)	(162,000)	–	13,067,500



# REPORT OF THE DIRECTORS

FOR THE YEAR ENDED 31 MARCH 2025

- \* Following the completion of the 1-for-10 bonus issue on 5 June 2017, the number of outstanding share options held by each holder were adjusted upward by 10% and their respective exercise prices were adjusted downward by 10% as a result.
- # The Incentive Options were issued at a discount of not more than 20% to the average of the last dealt prices on the Official List of the SGX-ST for the five consecutive Market Days immediately preceding the date of grant of the respective Options.

The details of options granted to the Directors (and Controlling Shareholders) of the Company:

Name of participant	Options granted during the financial year	Aggregate options granted since commencement of ESOS 2007 to end of financial year	Aggregate options exercised since commencement of ESOS 2007 to end of financial year	Aggregate options outstanding at end of financial year
Tse Chong Hing	–	3,225,000	(3,225,000)	–
Chow Kok Kit	–	2,800,000	(2,800,000)	–
Liu Chung Mun Wilson	–	–	–	–
Stephen Ho ChiMing	–	–	–	–
Liu Yuen Weai Sandy	–	–	–	–
Total	–	6,025,000	(6,025,000)	–

(ii) **The Valuetronics Performance Share Plan ("PSP 2008") and the Valuetronics Performance Share Plan 2017 ("PSP 2017")**

The PSP 2008 approved by shareholders of the Company on 28 July 2008 was terminated and replaced by the PSP 2017 which was approved by shareholders of the Company on 24 July 2017. The PSP 2017 is in addition to and complementary to the ESOS 2017. The PSP 2017 is intended to further the Company's continuing efforts to reward, retain and motivate Directors and employees to achieve better performance. The PSP 2017 is an incentive plan to provide the Company with the flexibility in tailoring reward and incentive packages to suit individual participants.

The focus of the PSP 2017 is principally to target executives in key positions who are able to drive the growth of the Company through innovation, creativity and superior performance. The number of shares to be awarded under the PSP 2017 is determined by performance targets and/or service conditions and/or significant contributions to the Group ("Share Awards").

The PSP 2017 is administered by the Remuneration Committee.

Except as disclosed below, no employee received 5% or more of the total number of Share Awards available under the PSP 2008 and PSP 2017.

During the financial year, no Share Awards were granted to the Company's Executive Directors under the PSP 2008 and PSP 2017.

As at 31 March 2025, the Company has no outstanding Share Awards.

The vesting period of the above Share Awards are 1-3 years from the date of grant.

# REPORT OF THE DIRECTORS

FOR THE YEAR ENDED 31 MARCH 2025

The details of Share Awards granted to the Directors (and Controlling Shareholders) of the Company:

Name of participant	Aggregate awards granted since commencement of PSP 2008 to end of financial year
Tse Chong Hing	3,225,000
Chow Kok Kit	2,800,000
Total	6,025,000

There were no awards granted, released, forfeited or, outstanding, during the financial year.

## (iii) Executive Director's entitlement to ESOS 2017 and PSP 2017

Mr. Chow Kok Kit, an Executive Director, has irrevocably and unconditionally renounced his right and/or entitlement to participate in the ESOS 2017 and PSP 2017.

## 6. AUDIT COMMITTEE

The Audit Committee ("AC") comprises three members, all of whom are Independent Non-Executive Directors. The AC members at the date of this report are as follows –

Liu Chung Mun Wilson (Chairman)  
Liu Yuen Weai Sandy  
Stephen Ho ChiMing

The AC held four meetings since the date of the last Directors' report.

The functions of the AC are disclosed in the Corporate Governance Report.

The AC has full access to and has the co-operation of Management and has been given the resources required for it to discharge its function properly. It also has full discretion to invite any Director and executive officer to attend its meetings. The External Auditors and Internal Auditors have unrestricted access to the AC.

## 7. AUDITORS

The Directors of the Company, with the concurrence of the AC, propose the re-appointment of PricewaterhouseCoopers LLP as External Auditors of the Company for the financial year ending 31 March 2026 at the forthcoming AGM.

## 8. DEVELOPMENTS SUBSEQUENT TO ANNOUNCEMENT OF RESULTS

There are no significant developments subsequent to the release of the Group's and the Company's preliminary financial statements, as announced on 28 May 2025, which would materially affect the Group's and the Company's operating and financial performance as of the date of this report.

ON BEHALF OF THE BOARD OF DIRECTORS

TSE CHONG HING  
Chairman

CHOW KOK KIT  
Executive Director

23 June 2025



# STATEMENT BY THE DIRECTORS

FOR THE YEAR ENDED 31 MARCH 2025

In the opinion of the Directors,

- (a) The accompanying consolidated financial statements of the Group and the statement of financial position of the Company together with the notes thereon as set out on pages 44 to 86 are drawn up so as to give a true and fair view of the state of affairs of the Group and of the Company as at 31 March 2025 and of the results, changes in equity and cash flows of the Group for the financial year then ended; and
- (b) at the date of this statement, there are reasonable grounds to believe that the Company will be able to pay its debts as and when they fall due.

On behalf of the Board of Directors

TSE CHONG HING  
*Chairman*

CHOW KOK KIT  
*Executive Director*

23 June 2025



# INDEPENDENT AUDITOR'S REPORT

## TO THE MEMBERS OF VALUETRONICS HOLDINGS LIMITED

### Report on the Audit of the Financial Statements

#### Our opinion

In our opinion, the accompanying consolidated financial statements present fairly, in all material respects, the consolidated financial position of Valuetronics Holdings Limited ("the Company") and its subsidiaries ("the Group") and the financial position of the Company as at 31 March 2025 and of the consolidated financial performance, consolidated changes in equity and consolidated cash flows of the Group for the financial year then ended in accordance with IFRS Accounting Standards.

#### *What we have audited*

The financial statements of the Company and the Group comprise:

- the consolidated statement of comprehensive income of the Group for the year then ended;
- the statements of financial position of the Group and of the Company as at 31 March 2025;
- the consolidated statement of changes in equity of the Group for the year then ended;
- the consolidated statement of cash flows of the Group for the year then ended; and
- the notes to the consolidated financial statements, including a summary of material accounting policies.

#### Basis for Opinion

We conducted our audit in accordance with Singapore Standards on Auditing ("SSAs"). Our responsibilities under those standards are further described in the Auditor's Responsibilities for the Audit of the Consolidated Financial Statements section of our report.

We believe that the audit evidence we have obtained is sufficient and appropriate to provide a basis for our opinion.

#### *Independence*

We are independent of the Group in accordance with Accounting and Corporate Regulatory Authority Code of Professional Conduct and Ethics for Public Accountants and Accounting Entities ("ACRA Code"), as applicable to audits of financial statements of public interest entities, together with the ethical requirements that are relevant to our audit of the financial statements of public interest entities in Singapore. We have also fulfilled our other ethical responsibilities in accordance with these requirements and the ACRA Code.

---

#### Our Audit Approach

As part of designing our audit, we determined materiality and assessed the risks of material misstatement in the accompanying financial statements. In particular, we considered where management made subjective judgements; for example, in respect of significant accounting estimates that involved making assumptions and considering future events that are inherently uncertain. As in all of our audits, we also addressed the risk of management override of internal controls, including among other matters consideration of whether there was evidence of bias that represented a risk of material misstatement due to fraud.



# INDEPENDENT AUDITOR'S REPORT

TO THE MEMBERS OF VALUETRONICS HOLDINGS LIMITED

## Key Audit Matters

Key audit matters are those matters that, in our professional judgement, were of most significance in our audit of the consolidated financial statements for the year ended 31 March 2025. These matters were addressed in the context of our audit of the consolidated financial statements as a whole, and in forming our opinion thereon, and we do not provide a separate opinion on these matters.

Key Audit Matter	How our audit addressed the Key Audit Matter
<p>Assessment of impairment indicator of property, plant and equipment</p> <p>Refer to Note 4(c) and Note 31.4 "Summary of material accounting policies – Property, plant and equipment".</p> <p>As at 31 March 2025, the Group held property, plant and equipment ("PP&amp;E") of HK\$272,452,000, of which HK\$152,456,000 representing 56% of the Group's total PP&amp;E balance are in the Vietnam plant which is referred to as the Vietnam campus. The Vietnam campus commenced mass production in financial year ended 31 March 2022.</p> <p>Management assesses whether there are indications that the carrying value of an asset or a group of assets may be impaired. As at 31 March 2025, management performed this assessment to determine whether there is any indicator that the PP&amp;E in the Vietnam campus might be impaired.</p> <p>We focused our audit effort on the assessment of impairment indicator of PP&amp;E in the Vietnam campus due to the magnitude of the PP&amp;E balance in the Vietnam campus and the judgement involved in assessing whether there is any indicator that the PP&amp;E in the Vietnam campus may be impaired.</p>	<p>Our audit procedures included the following:</p> <ul style="list-style-type: none"> <li>– Obtained an understanding and evaluated the effectiveness of management's control over the assessment of impairment indicator over PP&amp;E</li> <li>– Assessed whether there was any evidence that indicates that the PP&amp;E in the Vietnam campus may be impaired by reviewing external and internal sources of information. This included, amongst others, comparing the actual financial results of the Vietnam campus during the current year against the respective forecasts in the prior year, reviewing the budgeted operating profits for the Vietnam campus to determine whether there is any significant decline in the profitability of these assets, and attending the physical observations at production premises at the Vietnam campus to identify any obsolescence or physical damage on the PP&amp;E.</li> </ul> <p>Based on the above, we did not identify any indicator of impairment over the PP&amp;E in the Vietnam campus and the result of management's assessment over the impairment indicators of PP&amp;E in the Vietnam campus was supported by the evidence we obtained.</p>

## Other Information

Management is responsible for the other information. The other information comprises all the sections of the annual report but does not include the consolidated financial statements and our auditor's report thereon.

Our opinion on the consolidated financial statements does not cover the other information and we do not express any form of assurance conclusion thereon.

In connection with our audit of the consolidated financial statements, our responsibility is to read the other information and, in doing so, consider whether the other information is materially inconsistent with the consolidated financial statements or our knowledge obtained in the audit, or otherwise appears to be materially misstated. If, based on the work we have performed, we conclude that there is a material misstatement of this other information, we are required to report that fact. We have nothing to report in this regard.

# INDEPENDENT AUDITOR'S REPORT

## TO THE MEMBERS OF VALUETRONICS HOLDINGS LIMITED

### Responsibilities of Management and Those Charged with Governance for the Consolidated Financial Statements

Management is responsible for the preparation and fair presentation of the consolidated financial statements in accordance with the IFRS Accounting Standards and for such internal control as management determines is necessary to enable the preparation of consolidated financial statements that are free from material misstatement, whether due to fraud or error.

In preparing the consolidated financial statements, management is responsible for assessing the Group's ability to continue as a going concern, disclosing, as applicable, matters related to going concern and using the going concern basis of accounting unless management either intends to liquidate the Group or to cease operations, or has no realistic alternative but to do so.

Those charged with governance are responsible for overseeing the Group's financial reporting process.

---

### Auditor's Responsibilities for the Audit of the Consolidated Financial Statements

Our objectives are to obtain reasonable assurance about whether the consolidated financial statements as a whole are free from material misstatement, whether due to fraud or error, and to issue an auditor's report that includes our opinion. Reasonable assurance is a high level of assurance, but is not a guarantee that an audit conducted in accordance with SSAs will always detect a material misstatement when it exists. Misstatements can arise from fraud or error and are considered material if, individually or in the aggregate, they could reasonably be expected to influence the economic decisions of users taken on the basis of these consolidated financial statements.

As part of an audit in accordance with SSAs, we exercise professional judgement and maintain professional scepticism throughout the audit. We also:

- Identify and assess the risks of material misstatement of the consolidated financial statements, whether due to fraud or error, design and perform audit procedures responsive to those risks, and obtain audit evidence that is sufficient and appropriate to provide a basis for our opinion. The risk of not detecting a material misstatement resulting from fraud is higher than for one resulting from error, as fraud may involve collusion, forgery, intentional omissions, misrepresentations, or the override of internal control.
- Obtain an understanding of internal control relevant to the audit in order to design audit procedures that are appropriate in the circumstances, but not for the purpose of expressing an opinion on the effectiveness of the Group's internal control.
- Evaluate the appropriateness of accounting policies used and the reasonableness of accounting estimates and related disclosures made by management.
- Conclude on the appropriateness of management's use of the going concern basis of accounting and, based on the audit evidence obtained, whether a material uncertainty exists related to events or conditions that may cast significant doubt on the Group's ability to continue as a going concern. If we conclude that a material uncertainty exists, we are required to draw attention in our auditor's report to the related disclosures in the consolidated financial statements or, if such disclosures are inadequate, to modify our opinion. Our conclusions are based on the audit evidence obtained up to the date of our auditor's report. However, future events or conditions may cause the Group to cease to continue as a going concern.
- Evaluate the overall presentation, structure and content of the consolidated financial statements, including the disclosures, and whether the consolidated financial statements represent the underlying transactions and events in a manner that achieves fair presentation.
- Plan and perform the group audit to obtain sufficient appropriate audit evidence regarding the financial information of the entities or business units within the group as a basis for forming an opinion on the group financial statements. We are responsible for the direction, supervision and review of the audit work performed for purposes of the group audit. We remain solely responsible for our audit opinion.

We communicate with those charged with governance regarding, among other matters, the planned scope and timing of the audit and significant audit findings, including any significant deficiencies in internal control that we identify during our audit.



# INDEPENDENT AUDITOR'S REPORT

TO THE MEMBERS OF VALUETRONICS HOLDINGS LIMITED

We also provide those charged with governance with a statement that we have complied with relevant ethical requirements regarding independence, and to communicate with them all relationships and other matters that may reasonably be thought to bear on our independence, and where applicable, actions taken to eliminate threats or safeguards applied.

From the matters communicated with those charged with governance, we determine those matters that were of most significance in the audit of the consolidated financial statements of the current period and are therefore the key audit matters. We describe these matters in our auditor's report unless law or regulation precludes public disclosure about the matter or when, in extremely rare circumstances, we determine that a matter should not be communicated in our report because the adverse consequences of doing so would reasonably be expected to outweigh the public interest benefits of such communication.

The engagement partner on the audit resulting in this independent auditor's report is Yong Zen Yun.

**PricewaterhouseCoopers LLP**

Public Accountants and Chartered Accountants

Singapore, 23 June 2025

# CONSOLIDATED STATEMENT OF COMPREHENSIVE INCOME

FOR THE YEAR ENDED 31 MARCH 2025

	Note	2025 HK\$'000	2024 HK\$'000
<b>Revenue</b>	5	<b>1,729,070</b>	1,669,892
Cost of sales	7	<b>(1,435,348)</b>	(1,404,738)
<b>Gross profit</b>		<b>293,722</b>	265,154
Selling and distribution expenses	7	<b>(18,488)</b>	(19,505)
Administrative expenses	7	<b>(157,917)</b>	(141,726)
Other income and gains, net	6	<b>58,034</b>	64,535
<b>Operating profit</b>		<b>175,351</b>	168,458
Finance costs		<b>(620)</b>	(537)
<b>Profit before income tax</b>		<b>174,731</b>	167,921
Income tax expense	10	<b>(8,244)</b>	(8,337)
<b>Profit for the year</b>		<b>166,487</b>	159,584
<b>Attributable to:</b>			
Owners of the Company		<b>170,387</b>	159,584
Non-controlling interests		<b>(3,900)</b>	–
		<b>166,487</b>	159,584
<b>Earnings per share for profit attributable to owners of the Company for the year</b>		<b>HK cents</b>	<b>HK cents</b>
– Basic	11	<b>41.6</b>	38.7
– Diluted	11	<b>41.5</b>	38.6

The accompanying notes form an integral part of these financial statements.



# CONSOLIDATED STATEMENT OF COMPREHENSIVE INCOME

FOR THE YEAR ENDED 31 MARCH 2025

	2025 HK\$'000	2024 HK\$'000
<b>Profit for the year</b>	<b>166,487</b>	<b>159,584</b>
<b>Other comprehensive income, net of tax</b>		
<i>Items that may be reclassified to profit or loss</i>		
Currency translation differences	(13,333)	(10,069)
<b>Total comprehensive income for the year</b>	<b>153,154</b>	<b>149,515</b>
<b>Attributable to:</b>		
Owners of the Company	<b>157,054</b>	<b>149,515</b>
Non-controlling interests	(3,900)	–
	<b>153,154</b>	<b>149,515</b>

The accompanying notes form an integral part of these financial statements.

# STATEMENTS OF FINANCIAL POSITION

AS AT 31 MARCH 2025

		Group		Company	
	Note	2025 HK\$'000	2024 HK\$'000	2025 HK\$'000	2024 HK\$'000
ASSETS					
Non-current assets					
Property, plant and equipment	13	272,452	261,883	–	–
Intangible assets		5,565	–	–	–
Right-of-use assets	14(a)	38,271	40,536	–	–
Investment in subsidiaries	15	–	–	83,330	83,330
Deferred tax assets	21	606	306	–	–
Financial assets at fair value through profit or loss	16	14,159	21,600	–	–
Other non-current assets	17	178,011	11,505	–	–
		509,064	335,830	83,330	83,330
Current assets					
Inventories	18	171,748	173,050	–	–
Trade receivables	19	373,420	381,905	–	–
Other receivables		9,204	7,049	–	–
Prepayments and other current assets	17	26,518	26,584	334	417
Due from subsidiaries	15	–	–	499,934	481,119
Cash and cash equivalents	20	1,093,812	1,164,480	4,692	3,394
		1,674,702	1,753,068	504,960	484,930
Total assets		2,183,766	2,088,898	588,290	568,260
EQUITY					
Share capital	25	43,563	43,563	43,563	43,563
Treasury shares	25	(80,099)	(78,986)	(80,099)	(78,986)
Reserves	27	1,490,243	1,435,006	623,547	603,235
Equity attributable to owners of the Company		1,453,707	1,399,583	587,011	567,812
Non-controlling interests		2,400	–	–	–
Total equity		1,456,107	1,399,583	587,011	567,812
LIABILITIES					
Non-current liabilities					
Contract liabilities	24	5,818	4,230	–	–
Current liabilities					
Trade payables	22	273,630	237,272	–	–
Other payables and accruals	23	379,946	375,154	1,279	448
Contract liabilities	24	16,722	22,596	–	–
Current income tax liabilities		51,543	50,063	–	–
		721,841	685,085	1,279	448
Total liabilities		727,659	689,315	1,279	448
Total equity and liabilities		2,183,766	2,088,898	588,290	568,260

The accompanying notes form an integral part of these financial statements.





## CONSOLIDATED STATEMENT OF CHANGES IN EQUITY

FOR THE YEAR ENDED 31 MARCH 2025

[illegible]

The accompanying notes form an integral part of these financial statements.

## FOR THE YEAR ENDED 31 MARCH 2025

Balance at 1 April 2023

The accompanying notes form an integral part of these financial statements.



# CONSOLIDATED STATEMENT OF CASH FLOWS

FOR THE YEAR ENDED 31 MARCH 2025

	2025 HK\$'000	2024 HK\$'000
<b>Cash flows from operating activities</b>		
Profit before income tax	174,731	167,921
Adjustments for:		
Depreciation on right-of-use assets	1,049	1,083
Depreciation on property, plant and equipment	42,353	43,752
Amortisation on intangible assets	735	–
Provision for impairment losses on financial assets	–	221
Gain on disposals of property, plant and equipment	(454)	(994)
Gain on investment of financial assets at fair value through profit or loss	(374)	–
Fair value loss on financial assets at fair value through profit or loss	4,563	–
Share-based compensation expense	1,507	1,726
Interest income, net	(52,719)	(55,191)
	171,391	158,518
Changes in working capital:		
Inventories	1,302	30,575
Trade receivables	8,485	81,685
Other receivables	(2,155)	(204)
Prepayments and other current assets	1,247	(4,179)
Trade payables	36,358	3,707
Other payables and accruals	4,792	(22,527)
Contract liabilities	(4,286)	(3,727)
Net cash generated from operations	217,134	243,848
Income tax paid	(9,204)	(10,148)
Net cash generated from operating activities	207,930	233,700
<b>Cash flows from investing activities</b>		
Purchase of property, plant and equipment	(228,012)	(21,083)
Proceeds from disposals of property, plant and equipment	669	1,597
Proceeds from refund of financial assets at fair value through profit or loss	2,852	–
Interest received	52,719	55,191
Net cash (used in)/generated from investing activities	(171,772)	35,705
<b>Cash flows from financing activities</b>		
Purchase of treasury shares	(13,831)	(14,482)
Dividends paid to equity holders of the Company	(102,801)	(99,171)
Proceeds from shares issued in exercise of share options	12,195	–
Net cash used in financing activities	(104,437)	(113,653)
<b>Net (decrease)/increase in cash and cash equivalents</b>	(68,279)	155,752
<b>Cash and cash equivalents at beginning of the financial year</b>	<b>1,164,480</b>	<b>1,009,930</b>
Effect of foreign exchange rate changes	(2,389)	(1,202)
<b>Cash and cash equivalents at end of the financial year</b>	<b>1,093,812</b>	<b>1,164,480</b>

These notes form an integral part of and should be read in conjunction with the accompanying financial statements.

# NOTES TO THE FINANCIAL STATEMENTS

## 1 GENERAL INFORMATION

Valuetronics Holdings Limited (the "Company") (Registration number: 38813) was incorporated in Bermuda on 18 August 2006 under the Companies Act 1981 of Bermuda as an exempted company with limited liability. The address of its registered office is Victoria Place, 5th Floor, 31 Victoria Street, Hamilton HM 10, Bermuda. The address of its principal place of business is Unit 9-11, 7/F., Technology Park, No. 18, On Lai Street, Shatin, New Territories, Hong Kong. The Company's shares are listed on the Singapore Exchange Securities Trading Limited (the "SGX-ST").

The Company is an investment holding company. The principal activities of its subsidiaries are set out in Note 15 to the consolidated financial statements.

These consolidated financial statements have been presented in thousands of HK dollar ("HK\$'000"), unless otherwise stated, and is approved for issue by the Board of Directors on 23 June 2025.

## 2 BASIS OF PREPARATION

The consolidated financial statements of the Company have been prepared in accordance with IFRS Accounting Standards ("IFRS"). IFRS comprise the following authoritative literature:

- IFRS Accounting Standards
- IAS Standards
- Interpretations developed by the IFRS Interpretations Committee (IFRIC Interpretations) or its predecessor body, the Standing Interpretations Committee (SIC Interpretations).

The consolidated financial statements have been prepared under the historical cost convention, as modified by the revaluation of financial assets at fair value through profit or loss ("FVPL").

The preparation of consolidated financial statements in conformity with IFRS requires the use of certain critical accounting estimates. It also requires management to exercise its judgment in the process of applying the Group's accounting policies. The areas involving a higher degree of judgment or complexity, or areas where assumptions and estimates are significant to the consolidated financial statements are disclosed in Note 4.

### 2.1 New and amended standards

#### (a) Adoption of new and amended standards

The Group has applied the following new standards and amendments to standards which are mandatory for the financial year beginning on or after 1 April 2024:

- |                                  |  |
|----------------------------------|--|
| • Amendments to IFRS 16          | Lease Liability in Sale and Leaseback  |
| • Amendments to IAS 7 and IFRS 7 | Supplier Finance Arrangements  |
| • Amendments to IAS 1            | Classification of Liabilities as Current or Non-current and Non-current liabilities with covenants |
| • Amendments to IFRS 21          | Lack of Exchangeability  |

The adoption of the above amendments to standards does not have any significant financial impact to the results and financial position of the Group and the Company.



# NOTES TO THE FINANCIAL STATEMENTS

## 2 BASIS OF PREPARATION (CONTINUED)

### 2.1 New and amended standards (Continued)

#### (b) New standards, amendments to standards and interpretations not yet effective

The following are amendments to existing standards that have been published and are relevant and mandatory for the Group's accounting periods beginning on or after 1 April 2025, but have not been early adopted by the Group.

- |  |  |
|--|--|
| • Amendment to IFRS 9 and IFRS 7                   | Amendments to the Classification and Measurement of Financial Instruments <sup>(1)</sup> |
| • Annual Improvements to IFRS Accounting Standards | Annual Improvements to IFRS Accounting Standards – Volume 1 <sup>(1)</sup>               |
| • IFRS 18  | Presentation and Disclosure in Financial Statements <sup>(2)</sup>                       |
| • IFRS 19  | Subsidiaries without Public Accountability: Disclosures <sup>(2)</sup>                   |

(1) Effective for the accounting period beginning on or after 1 April 2026

(2) Effective for the accounting period beginning on or after 1 April 2027

These amendments to existing standards and new standards are not expected to have a material impact on the Group in the current or future reporting periods and on foreseeable future transactions.

## 3 FINANCIAL RISK MANAGEMENT

### 3.1 Financial risk factors

The Group's activities expose it to a variety of financial risks: market risk (including foreign exchange risk, price risk and interest rate risk), credit risk and liquidity risk. The Group's overall risk management programme focuses on the unpredictability of financial markets and seeks to minimise potential adverse effects on the Group's financial performance.

#### (a) Market risk

##### (i) Foreign exchange risk

The Group has certain exposure to foreign currency risk as most of its business transactions, assets and liabilities are principally denominated in HK\$, US dollar (US\$) and Renminbi ("RMB").

The Group currently does not have a foreign currency hedging policy in respect of other foreign currency transactions, assets and liabilities.

There is no significant foreign exchange risk for HK\$/US\$ as HK\$ are reasonably stable with US\$ under the linked exchange rate system.

At 31 March 2025, if RMB had weakened/strengthened 5 per cent against HK\$ with all other variables held constant, consolidated profit after tax for the year would have been approximately HK\$3,144,000 (2024: 5 per cent & HK\$3,188,000) lower/higher, arising mainly as a result of the net foreign exchange differences cash and cash equivalents, receivables and payables denominated in RMB.

This sensitivity analysis ignores any offsetting foreign exchange factors and has been determined assuming that the change in foreign exchange rates had occurred at the end of the reporting period.

# NOTES TO THE FINANCIAL STATEMENTS

## 3 FINANCIAL RISK MANAGEMENT (CONTINUED)

### 3.1 Financial risk factors (Continued)

#### (a) Market risk (Continued)

##### (ii) Price risk

The Group's financial assets at fair value are measured at fair value at the end of each reporting period.

At 31 March 2025, if the market price of the financial assets at fair value at that date had been increased/decreased by 5 per cent with all other variables held constant, the consolidated profit after tax for the year would increase/decrease by approximately HK\$531,000 (2024: HK\$810,000) arising as a result of gain/loss on financial assets at FVPL.

##### (iii) Interest rate risk

As the Group has significant interest-bearing assets, the Group's operating cash flows are dependent of changes in market interest rates. The Group's exposure to interest rate risk relates principally to its cash and cash equivalents. Certain of the Group's cash and cash equivalents bear interests at fixed interest rates and therefore are subject to fair value interest rate risks. The cash and cash equivalents bear interests at fixed interest rates ranging from approximately 4.03% to 4.48% (2024: 4.97% to 5.66%) per annum as at 31 March 2025. Other than these, the cash and cash equivalents bear interests at variable rates varied with the then prevailing market condition and thus exposing the Group to cash flow interest rate risk.

At 31 March 2025, if interest rates at that date had been 5 basis points higher/lower with all other variables held constant, consolidated profit after tax for the year would have been approximately HK\$67,000 higher/lower, arising mainly as a result of higher/lower interest income on cash and cash equivalents. At 31 March 2024, if interest rates at that date had been 5 basis points higher/lower with all other variables held constant, consolidated profit after tax for the year would have been approximately HK\$150,000 higher/lower, arising mainly as a result of higher/lower interest income on cash and cash equivalents.

The sensitivity analysis has been determined assuming that the change in rates had occurred throughout the year and had been applied to the exposure to interest rate risk for financial instruments in existence at the statement of financial position date.

#### (b) Credit risk

Credit risk arises from contractual cash flows of debt instruments carried at amortised cost, at FVPL, cash and cash equivalents, as well as credit exposures to customers, including outstanding receivables.

##### (i) Risk management

The Group has policies in place to ensure that sales are made to customers with an appropriate credit history. As at 31 March 2025, the five largest trade receivables represent approximately 64% (2024: 60%) of the total trade receivables. The Group performs ongoing credit evaluation of its customers' financial condition and requires no collateral from its customers.

Cash at bank and short-term bank deposits are deposited with high-credit-quality financial institutions. As at 31 March 2025, majority of the bank deposits are placed with state-owned banks and listed financial institutions, which are at lower credit risks.



# NOTES TO THE FINANCIAL STATEMENTS

## 3 FINANCIAL RISK MANAGEMENT (CONTINUED)

### 3.1 Financial risk factors (Continued)

#### (b) Credit risk (Continued)

##### (ii) Impairment of financial assets

The Group has two types of financial assets that are subject to the expected credit loss model:

##### *Trade receivables*

The Group applies the IFRS 9 simplified approach to measure expected credit losses which uses a lifetime expected loss allowance for all trade receivables.

To measure the expected credit losses, trade receivables have been grouped based on credit risk characteristics and credit rating. The expected loss rates are based on the historical credit loss rates by industry and data published by external credit rating institution, adjusted to reflect current and forward-looking information on macroeconomic factors affecting the ability of the customers to settle the receivables. Details of loss allowance of trade receivables as at 31 March 2025 were included in Note 19.

The Group has identified macroeconomic conditions, industry risks, probabilities of default and expected operating performance of the debtors in which it sells its goods to be the most relevant factors, and accordingly adjusts the historical loss rates based on expected changes in these factors.

Trade receivables are written off where there is no reasonable expectation of recovery. Indicators that there is no reasonable expectation of recovery include, amongst others, the failure of a debtor to engage in a repayment plan with the Group.

##### *Other financial assets at amortised cost*

For other financial assets at amortised cost, the Group and the Company recognise loss allowances equal to 12-month expected credit losses unless there has been a significant increase in credit risk of the financial assets since initial recognition, in which case the loss allowances are measured at amounts equal to lifetime expected credit losses. The expected credit losses for other financial assets at amortised cost are not material as those relates to the amounts due from corporates or subsidiaries who have strong financial capacity to meet their contractual obligations.



# NOTES TO THE FINANCIAL STATEMENTS

## 3 FINANCIAL RISK MANAGEMENT (CONTINUED)

### 3.1 Financial risk factors (Continued)

#### (c) Liquidity risk

The Group's policy is to regularly monitor current and expected liquidity requirements to ensure that it maintains sufficient reserves of cash to meet its liquidity requirements in the short and longer term.

The table below analyses the Group's and the Company's financial liabilities into relevant maturity groupings based on the remaining period at the statement of financial position date to the contractual maturity date. The amounts disclosed in the table are the contractual undiscounted cash flows.

	Less than 1 year HK\$'000	Between 1 and 2 years HK\$'000	Between 2 and 5 years HK\$'000	Over 5 years HK\$'000	Total HK\$'000
<b>Group</b>					
<b>At 31 March 2025</b>					
Trade payables	273,630	–	–	–	273,630
Other payables	98,109	–	–	–	98,109
	<b>371,739</b>	<b>–</b>	<b>–</b>	<b>–</b>	<b>371,739</b>
<b>At 31 March 2024</b>					
Trade payables	237,272	–	–	–	237,272
Other payables	97,253	–	–	–	97,253
	<b>334,525</b>	<b>–</b>	<b>–</b>	<b>–</b>	<b>334,525</b>
<b>Company</b>					
<b>At 31 March 2025</b>					
Other payables	1,279	–	–	–	1,279
<b>At 31 March 2024</b>					
Other payables	448	–	–	–	448

### 3.2 Capital management

The Group's objectives when managing capital are to safeguard the Group's ability to continue as a going concern and to maximise the return to the shareholders through the optimisation of the debt and equity balance.

In order to maintain or adjust the capital structure, the Group may adjust the payment of dividends, issue new shares and buy-back shares, raise new debts, or sell assets to reduce debts.

The Group monitors capital on the basis of the gearing ratio. This ratio is calculated as net debt divided by total equity. Net debt is calculated as total debts less cash and cash equivalents. Total equity was shown in the consolidated statement of financial position. At the end of the year, the Group has no debt outstanding (2024: nil) and the gearing ratio has not been disclosed.

The only externally imposed capital requirement is that for the Group to maintain its listing on the SGX-ST it has to have a public float of at least 10% of the shares. The Group receives a report from the share registrars monthly on substantial share interests showing the non-public float and it demonstrates continuing compliance with the 10% limit throughout the year. As at 31 March 2025, 74% (2024: 74%) of the shares were in public hands.



# NOTES TO THE FINANCIAL STATEMENTS

## 3 FINANCIAL RISK MANAGEMENT (CONTINUED)

### 3.3 Fair value estimation

The table below analyses the Group's financial instruments carried at fair value as at 31 March 2025 by level of the inputs to valuation techniques used to measure fair value. Such inputs are categorised into three levels within a fair value hierarchy as follows:

- Quoted prices (unadjusted) in active markets for identical assets or liabilities (level 1).
- Inputs other than quoted prices included within level 1 that are observable for the asset or liability, either directly (that is, as prices) or indirectly (that is, derived from prices) (level 2).
- Inputs for the asset or liability that are not based on observable market data (that is, unobservable inputs) (level 3).

	Level 1 HK\$'000	Level 2 HK\$'000	Level 3 HK\$'000	Total HK\$'000
<b>At 31 March 2025</b>				
Financial assets at FVPL	–	–	14,159	14,159
<b>At 31 March 2024</b>				
Financial assets at FVPL	–	–	21,600	21,600

There were no transfers between different levels during the year.

The carrying amounts of the Group's current financial assets including cash and cash equivalents, and trade and other receivables, and the Group's current financial liabilities including trade and other payables, approximate their fair values.

### 3.4 Financial instruments by category

	Group		Company	
	As at 31 March		As at 31 March	
	2025 HK\$'000	2024 HK\$'000	2025 HK\$'000	2024 HK\$'000
<b>Financial assets</b>				
Financial assets at amortised cost				
Trade receivables	373,420	381,905	–	–
Other receivables	9,204	7,049	–	–
Due from subsidiaries	–	–	499,934	481,119
Cash and cash equivalents	1,093,812	1,164,480	4,692	3,394
Financial assets at FVPL	14,159	21,600	–	–
	<b>1,490,595</b>	<b>1,575,034</b>	<b>504,626</b>	<b>484,513</b>
<b>Financial liabilities</b>				
Financial liabilities at amortised cost				
Trade payables	273,630	237,272	–	–
Other payables	98,109	97,253	1,279	448
	<b>371,739</b>	<b>334,525</b>	<b>1,279</b>	<b>448</b>

# NOTES TO THE FINANCIAL STATEMENTS

## 4 CRITICAL ACCOUNTING ESTIMATES AND JUDGMENTS

Estimates and judgments are continually evaluated and are based on historical experience and other factors, including expectations of future events that are believed to be reasonable under the circumstances.

The Group makes estimates and assumptions concerning the future. The resulting accounting estimates will, by definition, seldom equal to the related actual results. The estimates and assumptions that have a significant risk of causing a material adjustment to the carrying amounts of assets and liabilities within the next financial year are addressed below:

### (a) Taxation

The Group is subject to income taxes. Judgement is involved in determining the group-wide provision for income taxes. There are certain transactions and computations for which the ultimate tax determination is uncertain during the ordinary course of business. The Group recognises liabilities for expected tax issues based on estimates of whether additional taxes will be due. Where the final outcome of these matters is different from the amounts that were initially recognised, such differences will impact the income tax (Note 10) and deferred tax provisions (Note 21) in the period in which such determination is made.

### (b) Measurement of financial assets at FVPL

In determining the fair value of unquoted investment in private equity funds, the Group relies on the net asset values as reported in the latest available fund statements provided by third-party fund managers. As the fund invests in unquoted investments, the fund manager uses valuation techniques to determine the fair value which may use unobservable inputs that are judgemental. The fair value of the financial assets as at the current financial year end is HK\$14,159,000 and the key assumptions are disclosed in Note 16.

### (c) Impairment indicator of property, plant and equipment

The Group assesses whether there is any indication that the property, plant and equipment in the Vietnam campus amounting to HK\$152,456,000, which commenced mass production in the previous financial years, may be impaired at the end of each reporting period. If any indication exists, the Group shall estimate the recoverable amount of the asset. The Group uses judgement in determining the budgeted operating profits and selecting the inputs used in the forecasts, based on the Group's existing market conditions as well as forward looking estimates. Where the actual result is different from the original estimate, such difference will impact the presence of any indication. As at 31 March 2025, management has determined that there was no indicator that the property, plant and equipment in the Vietnam campus was impaired.

## 5 REVENUE AND SEGMENT INFORMATION

The Group's reportable segments are strategic business units that offer different products and services. They are managed separately because each business requires different technology and marketing strategies.

During the year the Group has two reportable segments as follows:

- Consumer Electronics – consumer electronics products
- Industrial and Commercial Electronics – industrial and commercial electronics products

Depreciation, amortisation, capital expenditure, other non-cash expenses and other assets and liabilities cannot be directly attributable to individual segments and it is impractical to arbitrarily allocate them to the segments.

Segment assets and liabilities are evaluated based on the total assets and total liabilities in the statement of financial position.



# NOTES TO THE FINANCIAL STATEMENTS

## 5 REVENUE AND SEGMENT INFORMATION (CONTINUED)

	Consumer Electronics HK\$'000	Industrial and Commercial Electronics HK\$'000	Total HK\$'000
<b>Year ended 31 March 2025</b>			
Revenue (from external customers)	<b>367,009</b>	<b>1,362,061</b>	<b>1,729,070</b>
Timing of revenue recognition			
– at a point in time (sales of goods and materials)	<b>364,930</b>	<b>1,349,621</b>	<b>1,714,551</b>
– over time (services)	<b>2,079</b>	<b>12,440</b>	<b>14,519</b>
Segment profit	<b>25,990</b>	<b>261,787</b>	<b>287,777</b>
<b>Assets and liabilities</b>			
Unallocated assets			<b>2,183,766</b>
<b>Total assets</b>			<b>2,183,766</b>
Unallocated liabilities			<b>727,659</b>
<b>Total liabilities</b>			<b>727,659</b>
<b>Year ended 31 March 2024</b>			
Revenue (from external customers)	417,900	1,251,992	1,669,892
Timing of revenue recognition			
– at a point in time (sales of goods and materials)	417,640	1,240,119	1,657,759
– over time (services)	260	11,873	12,133
Segment profit	32,234	224,414	256,648
<b>Assets and liabilities</b>			
Unallocated assets			2,088,898
<b>Total assets</b>			2,088,898
Unallocated liabilities			689,315
<b>Total liabilities</b>			689,315

The revenue from external parties reported is measured in a manner consistent with that in the consolidated income statement.

Reconciliation of segment profit to profit for the year:

	2025 HK\$'000	2024 HK\$'000
Segment profit	<b>287,777</b>	256,648
Interest income	<b>52,719</b>	55,191
Unallocated corporate expenses		
– staff costs	<b>(127,948)</b>	(122,180)
– income tax expense	<b>(8,244)</b>	(8,337)
– others (note)	<b>(37,817)</b>	(21,738)
Profit for the year	<b>166,487</b>	159,584

note:

Other expenses are primarily made up of legal and professional services, travel-related costs, and general expenditures that are not directly assignable to individual segments.

# NOTES TO THE FINANCIAL STATEMENTS

## 5 REVENUE AND SEGMENT INFORMATION (CONTINUED)

	2025 HK\$'000	2024 HK\$'000
<b>Revenue</b>		
Sales of goods	1,714,551	1,657,759
Tooling	14,519	12,133
	<b>1,729,070</b>	<b>1,669,892</b>

Geographical information:

	Revenue		Non-current assets (other than financial instruments)	
	2025 HK\$'000	2024 HK\$'000	2025 HK\$'000	2024 HK\$'000
United States of America	740,198	665,088	–	–
The People's Republic of China (the "PRC")	208,522	309,944	68,361	97,035
Canada	188,564	42,822	–	–
Poland	177,265	155,197	–	–
Hong Kong	117,816	95,803	216,577	16,685
Netherlands	87,263	82,382	–	–
Indonesia	60,792	49,818	–	–
France	35,352	62,028	–	–
Taiwan	31,416	132,161	–	–
South Korea	179	4,975	–	–
Vietnam	–	–	209,967	200,510
Germany	12	4,103	–	–
Other countries	81,691	65,571	–	–
Total	<b>1,729,070</b>	<b>1,669,892</b>	<b>494,905</b>	<b>314,230</b>

During the financial year ended 31 March 2025, the Group's external revenue of approximately HK1,058 million (2024: HK\$866 million) was generated from four (2024: three) major customers, each of which accounted for 10% or more of the Group's total external revenue. These revenues were attributable to both Consumer Electronics and Industrial and Commercial Electronics segments.



# NOTES TO THE FINANCIAL STATEMENTS

## 6 OTHER INCOME AND GAINS, NET

	2025 HK\$'000	2024 HK\$'000
Other income		
– sales of scrap materials	853	491
– interest income	52,719	55,191
– government grants	109	1,408
– rework income	1,383	1,719
– sundry income	847	746
Gain/(loss) on		
– investment of financial assets at FVPL	374	–
– fair value change of financial assets at FVPL	(4,563)	–
– disposals of property, plant and equipment	454	994
– net foreign exchange	5,858	3,986
	<b>58,034</b>	<b>64,535</b>

## 7 EXPENSES BY NATURE

	2025 HK\$'000	2024 HK\$'000
Changes in inventories of finished goods and work-in-progress	5,913	(5,278)
Raw materials and consumables used	1,182,081	1,165,089
Depreciation of right-of-use assets (Note 14)	1,049	1,083
Depreciation of property, plant and equipment (Note 13)	42,353	43,752
Provision for impairment losses on financial assets	–	221
Auditors' remuneration		
– audit services	2,951	2,673
– other auditors	236	209
– non-audit fees	–	1,296
Legal and professional fees	10,927	5,548
Staff costs, excluding directors' remuneration (Note 8)	264,417	263,853
Directors' remuneration (Note 9)	24,102	20,941
Others	77,724	66,582
Total cost of sales, selling and distribution expenses and administrative expenses	<b>1,611,753</b>	<b>1,565,969</b>

## 8 STAFF COSTS, EXCLUDING DIRECTORS' REMUNERATION

	2025 HK\$'000	2024 HK\$'000
Salaries, wages, bonuses and allowances	244,672	242,268
Retirement benefit scheme contributions and post-employment benefits	18,238	19,859
Share-based compensation	1,507	1,726
	<b>264,417</b>	<b>263,853</b>

# NOTES TO THE FINANCIAL STATEMENTS

## 9 DIRECTORS' REMUNERATION

	2025 HK\$'000	2024 HK\$'000
Independent non-executive directors		
– fee	1,509	1,511
Executive directors		
– salaries, wages, bonuses and allowances	22,575	19,394
– retirement benefit scheme contributions	18	36
	<b>24,102</b>	<b>20,941</b>

## 10 INCOME TAX EXPENSE

	2025 HK\$'000	2024 HK\$'000
Current income tax expense		
– Hong Kong profits tax	8,544	9,117
– PRC enterprise income tax	–	–
Deferred income tax credit (Note 21)	(300)	(780)
	<b>8,244</b>	<b>8,337</b>

Tax charge on profits assessable have been calculated at the rates of tax prevailing in the countries in which the Group operates, based on existing legislation, interpretation and practices in respect thereof.

### (a) Hong Kong

Hong Kong profits tax is provided at 16.5% (2024: 16.5%) based on the estimated assessable profit for the year.

### (b) The PRC

The PRC Corporate Income Tax had been provided for at applicable tax rates under the relevant regulations of the PRC and on the estimated assessable profit of entity within the Group established in the Mainland of China for the years ended 31 March 2025 and 2024. The general PRC Corporate Income Tax rate was 25% in 2025 and 2024.

### (c) Vietnam

The Corporate Income Tax rate in Vietnam is 20%. Pursuant to relevant income tax rules and regulations in the Vietnam, the subsidiary in the Vietnam is enjoying tax incentives of 2 years exemption and next 4 years of 50% reduction. Consequently, this subsidiary applicable income tax rate in 2025 is 0% (2024: 0%).

In accordance with the relevant income tax rules and regulations of the PRC, the Group is liable to withholding tax on dividends distributed from the Group's PRC subsidiaries in respect of their profits generated on or after 1 January 2008. As at 31 March 2025, the aggregate amount of the temporary differences relating to the undistributed profits of the Group's PRC subsidiaries amounted to approximately HK\$23,303,000 (2024: HK\$22,474,000). No liability has been recognised in respect of these differences because the Group is in a position to control the timing of reversal of the temporary differences and it is probable that such differences will not reverse in the foreseeable future.





# NOTES TO THE FINANCIAL STATEMENTS

## 10 INCOME TAX EXPENSE (CONTINUED)

The reconciliation between the Group's actual tax charge and the amount which is calculated based on the Hong Kong profits tax rate is as follows:

	2025 HK\$'000	2024 HK\$'000
Profit before income tax	174,731	167,921
Tax calculated at Hong Kong profits tax rate of 16.5%	28,831	27,707
Income not subject to tax	(9,727)	(9,200)
Tax losses for which no deferred tax asset was recognised	1,714	1,868
Tax concession	(10,238)	(9,409)
Effect of different tax rate of subsidiaries operating in other jurisdiction	552	(336)
Previously unrecognised tax losses used to reduce deferred tax expense	(2,196)	(2,079)
Overprovision	(902)	–
Others	210	(214)
Tax charge	8,244	8,337

## 11 EARNINGS PER SHARE

Basic earnings per share is calculated by dividing the profit attributable to owners of the Company of HK\$170,387,000 (2024: HK\$159,584,000) by the weighted average number of ordinary shares of 409,679,153 (2024: 412,359,922) in issue during the year.

Diluted earnings per share is calculated by dividing the profit attributable to owners of the Company of HK\$170,387,000 (2024: HK\$159,584,000) by the weighted average number of ordinary shares of 410,754,398 (2024: 412,904,160), being the weighted average number of ordinary shares of 409,679,153 (2024: 412,359,922) in issue during the year used in the basic earnings per share calculation plus the weighted average number of ordinary shares of 1,075,245 (2024: 544,238) assumed to have been issued at no consideration on the deemed exercise of the share options outstanding during the year.

## 12 DIVIDENDS

	2025 HK\$'000	2024 HK\$'000
Interim dividend, paid of HK\$0.04 (2024: HK\$0.04) per ordinary share	16,394	16,481
Special interim dividend, paid of HK\$0.04 (2024: HK\$0.04) per ordinary share	16,394	16,481
Final dividend, proposed of HK\$0.11 (2024: HK\$0.09) per ordinary share	45,069	36,846
Special dividend, proposed of HK\$0.08 (2024: HK\$0.08) per ordinary share	32,777	32,752

The Company paid a final dividend attributable to the previous financial year of HK\$70,013,000 (2024: HK\$66,209,000).

As announced by the Company on 28 May 2025 a final dividend of HK\$0.11 per share and special dividend of HK\$0.08 per share amounting to a total of HK\$45,069,000 and HK\$32,777,000 respectively will be recommended at the Annual General Meeting held on 28 July 2025. These dividends are not reflected as a dividend payable in these financial statements, but will be reflected as an appropriation of retained earnings for the year ending 31 March 2026 subject to the approval of the Company's shareholders at the forthcoming annual general meeting.

# NOTES TO THE FINANCIAL STATEMENTS

## 13 PROPERTY, PLANT AND EQUIPMENT

	Group						
	Land and buildings HK\$'000	Equipment and machinery HK\$'000	Computers HK\$'000	Furniture and fittings HK\$'000	Office equipment HK\$'000	Motor vehicles HK\$'000	Total HK\$'000
Cost							
At 1 April 2024	266,794	416,856	5,939	53,742	28,736	5,702	777,769
Additions	318	6,847	52,260	343	–	553	60,321
Disposals	(7,121)	(23,949)	(1,668)	–	(1,161)	–	(33,899)
Exchange differences	(6,835)	(3,960)	(9)	(4)	(81)	(71)	(10,960)
At 31 March 2025	253,156	395,794	56,522	54,081	27,494	6,184	793,231
Accumulated depreciation and accumulated impairment							
At 1 April 2024	83,041	350,802	5,766	48,414	25,685	2,178	515,886
Charge for the year	10,914	20,357	6,223	2,310	1,310	1,239	42,353
Disposals	(7,121)	(23,735)	(1,667)	–	(1,161)	–	(33,684)
Exchange differences	(1,727)	(1,954)	(7)	–	(47)	(41)	(3,776)
At 31 March 2025	85,107	345,470	10,315	50,724	25,787	3,376	520,779
Net book amount							
At 31 March 2025	168,049	50,324	46,207	3,357	1,707	2,808	272,452
Cost							
At 1 April 2023	270,305	426,185	5,907	51,686	28,512	4,334	786,929
Additions	3,992	17,771	135	2,064	310	3,439	27,711
Disposals	–	(23,542)	(94)	(8)	(6)	(2,032)	(25,682)
Exchange differences	(7,503)	(3,558)	(9)	–	(80)	(39)	(11,189)
At 31 March 2024	266,794	416,856	5,939	53,742	28,736	5,702	777,769
Accumulated depreciation and accumulated impairment							
At 1 April 2023	74,202	347,870	5,692	45,503	23,988	3,635	500,890
Charge for the year	10,830	27,512	163	2,919	1,737	591	43,752
Disposals	–	(22,955)	(82)	(8)	(6)	(2,028)	(25,079)
Exchange differences	(1,991)	(1,625)	(7)	–	(34)	(20)	(3,677)
At 31 March 2024	83,041	350,802	5,766	48,414	25,685	2,178	515,886
Net book amount							
At 31 March 2024	183,753	66,054	173	5,328	3,051	3,524	261,883



# NOTES TO THE FINANCIAL STATEMENTS

## 13 PROPERTY, PLANT AND EQUIPMENT (CONTINUED)

Depreciation expenses were charged to the consolidated income statement as follows:

	2025 HK\$'000	2024 HK\$'000
Cost of sales	40,641	42,633
Administrative expenses	1,712	1,119
	<b>42,353</b>	<b>43,752</b>

## 14 LEASES

### (a) Right-of-use assets

	Group Land use rights HK\$'000
At 1 April 2023	42,909
Depreciation	(1,083)
Exchange differences	(1,290)
At 31 March 2024	40,536
Depreciation	(1,049)
Exchange differences	(1,216)
At 31 March 2025	<b>38,271</b>

### (b) Other amounts recognised in the income statement and statement of cash flows

	2025 HK\$'000	2024 HK\$'000
Expenses related to short-term leases (included in administrative expenses)	2,195	81
Total cash outflow for leases	<b>2,195</b>	<b>81</b>

note:

As the rent amounts related to leases had been fully prepaid by the Group at the inception of lease agreements, there were no lease liabilities as at 31 March 2025 and 2024.

## 15 INVESTMENT IN SUBSIDIARIES

	Company	
	As at 31 March	
	2025	2024
	HK\$'000	HK\$'000
Unquoted investments, at cost	83,330	83,330

The amounts due from subsidiaries amounting to HK\$499,934,000 (2024: HK\$481,119,000) are non-trade in nature, unsecured, interest-free and repayable on demand.

# NOTES TO THE FINANCIAL STATEMENTS

## 15 INVESTMENT IN SUBSIDIARIES (CONTINUED)

Particulars of the subsidiaries as at 31 March 2025 are as follows:

	Date and place of incorporation/ establishment	Group’s effective equity interest		Paid-up share/ registered capital		Principal activities
Name		2025	2024	2025	2024	
<b>Directly held:</b>						
Value Creation Enterprises Limited*	12 April 2001 British Virgin Islands	100%	100%	US\$16,667	US\$16,667	Investment holding
<b>Indirectly held:</b>						
Maxhall Ltd.*	12 July 2000 British Virgin Islands	100%	100%	US\$1	US\$1	Investment holding
Mighty Resources Inc.*	27 October 2003 British Virgin Islands	100%	100%	US\$1	US\$1	Investment holding
Honor Tone Limited**	19 March 1992 Hong Kong	100%	100%	HK\$6,000,000	HK\$6,000,000	Electronics manufacturing
Value Chain Limited**	15 November 1999 Hong Kong	100%	100%	HK\$3,000,000	HK\$3,000,000	Investment holding
Honor Tone Electronics (Hui Yang) Enterprises Limited (“HTE”) (note (a))***	15 September 2000 PRC	100%	100%	HK\$5,500,000	HK\$5,500,000	Electronics manufacturing
Huizhou Daya Bay Honor Tone Industrial Ltd. (“Daya Bay”) (note (b))****	21 April 2006 PRC	100%	100%	US\$12,100,000	US\$12,100,000	Property holding and electronics manufacturing
Valuetronics Asia Limited**	7 May 2009 Hong Kong	100%	100%	HK\$20,000,000	HK\$20,000,000	Trading and provision of business services
Value Match Company Limited (“VML”)**	30 May 2014 Hong Kong	100%	100%	HK\$1	HK\$1	Investment holding
Valuetronics Vietnam Company Limited (“Valuetronics Vietnam”)*****	16 October 2019 Vietnam	100%	100%	Vietnamese Dong (“VND”) 262,119,000,000	VND 262,119,000,000	Electronics manufacturing
Computing Assets Limited**	19 June 2024 Hong Kong	100%	–	HK\$1	–	Provision of business services
Trio AI Limited (note (c))	19 June 2024 Hong Kong	55%	–	HK\$14,000,000	–	Provision of business services

notes:

- (a) HTE was established as a wholly foreign-owned enterprise in the PRC on 15 September 2000 with an operation period of 50 years commencing from 15 September 2000.
- (b) Daya Bay was established as a wholly foreign-owned enterprise in the PRC on 21 April 2006 with an operation period of 50 years commencing from 21 April 2006.
- (c) VML and Sinnet Cloud HK Limited ("Sinnet Cloud HK") incorporated Trio AI Limited on 19 June 2024 with the capital injection of HKD7,700,000 at cash and HKD6,300,000 in-kind in the form of a grant of a perpetual licence on an exclusive basis of a proprietary software platform owned by Sinnet Cloud HK, respectively.

\* Not required to be audited by law of country of incorporation. These subsidiaries are not material.

\*\* The statutory financial statements of these subsidiaries were audited by PricewaterhouseCoopers.

\*\*\* The statutory financial statements of this subsidiary, prepared in accordance with generally accepted accounting principles in the PRC, were audited by 廣東榮德會計師事務所 (Guangdong Rongde Certified Public Accountants) for tax filing and annual registration purposes.

\*\*\*\* The statutory financial statements of this subsidiary, prepared in accordance with generally accepted accounting principles in the PRC, were audited by 惠州市恒正會計師事務所 (Huizhou Hengzheng Certified Public Accountants) for tax filing and annual registration purposes.

\*\*\*\*\* The statutory financial statements of this subsidiary, prepared in accordance with generally accepted accounting principles in Vietnam, were audited by PricewaterhouseCoopers (Vietnam) Limited.



# NOTES TO THE FINANCIAL STATEMENTS

## 16 FINANCIAL ASSETS AT FAIR VALUE THROUGH PROFIT OR LOSS

	Group	
	As at 31 March	
	2025 HK\$'000	2024 HK\$'000
Financial asset at FVPL	14,159	21,600

note:

As at 31 March 2025, the Group holds participating shares of a private equity fund with fair value of RMB13.4 million (equivalent to approximately HK\$14.2 million) (2024: RMB20.0 million (equivalent to approximately HK\$21.6 million)). Given all relevant investment decision making power is rested with the management shareholder and investment manager, there is no mechanism in place that allow participating shareholder to participate in investment related decision making. The Group has neither significant influence nor joint control over this investment and therefore accounted for this investment as financial assets at FVPL.

In the current year, there was a capital refund of HK\$2,478,000 with a gain of HK\$374,000, currency translation loss of HK\$400,000 recognised in other comprehensive income, fair value loss of HK\$4,563,000 in profit or loss (2024: capital refund of HK\$nil, currency translation loss of HK\$600,000 recognised in other comprehensive income and fair value loss of HK\$nil in profit or loss).

Valuation techniques and inputs used in Level 3 fair value measurements

Description	Fair value as at 31 March 2025 HK\$'000	Valuation technique	Relationship of unobservable inputs to fair value
Investment in private equity fund	14,159 (2024: 21,600)	Adjusted net asset value*	The higher the adjusted net asset value, the higher the valuation.

\* Fair value of investment in private equity fund is determined by reference to the underlying assets value of the investee companies, which are measured by the third-party fund manager using recent arm's length transactions between knowledgeable, willing parties (if available) and latest round of fund raising along with discount adjustments as the estimated net asset value does not necessarily represent the amounts that may be ultimately realised upon sale of the fund.

## 17 PREPAYMENT AND OTHER ASSETS

	Group		Company	
	As at 31 March		As at 31 March	
	2025 HK\$'000	2024 HK\$'000	2025 HK\$'000	2024 HK\$'000
<b>Current</b>				
Prepayment for goods	4,696	4,046	334	417
Others (note)	21,822	22,538	–	–
	<b>26,518</b>	<b>26,584</b>	<b>334</b>	<b>417</b>
<b>Non-current</b>				
Prepayments for property, plant and equipment	169,800	2,109	–	–
Asset recognised from costs incurred to fulfil contracts	8,000	9,180	–	–
Others	211	216	–	–
	<b>178,011</b>	<b>11,505</b>	<b>–</b>	<b>–</b>

note:

Included prepaid income taxes of HK\$2.5 million as at 31 March 2025 (2024: HK\$nil).

# NOTES TO THE FINANCIAL STATEMENTS

## 18 INVENTORIES

	Group	
	As at 31 March	
	2025	2024
	HK\$'000	HK\$'000
Raw materials	100,341	95,730
Work-in-progress	23,873	22,510
Finished goods	47,534	54,810
	<b>171,748</b>	<b>173,050</b>

The cost of inventories recognised as expense and included in 'cost of sales' amounted to HK\$1,187,994,000 (2024: HK\$1,159,811,000).

## 19 TRADE RECEIVABLES

	Group		
	As at 31 March		
	2025	2024	2023
	HK\$'000	HK\$'000	HK\$'000
Trade receivables from contracts with customers	375,140	383,625	465,310
Less: credit loss allowance	(1,720)	(1,720)	(1,499)
	<b>373,420</b>	<b>381,905</b>	<b>463,811</b>

The Group normally grant credit periods ranging from 30 days to 130 days. The expected credit loss of trade receivables and the Group's exposure to credit risk are disclosed in Note 3.1(b)(ii).

As at 31 March 2025 and 2024, the aging analysis of trade receivables based on due date are as follows:

	Group	
	As at 31 March	
	2025	2024
	HK\$'000	HK\$'000
Current portion	343,682	348,563
1 to 90 days	31,458	35,062
	<b>375,140</b>	<b>383,625</b>

The carrying amounts of trade receivables are denominated in the following currencies:

	Group	
	As at 31 March	
	2025	2024
	HK\$'000	HK\$'000
US\$	366,514	366,189
RMB	6,906	15,716
	<b>373,420</b>	<b>381,905</b>



# NOTES TO THE FINANCIAL STATEMENTS

## 19 TRADE RECEIVABLES (CONTINUED)

Movements on the Group's credit loss allowance for trade receivables are as follows:

	For the year ended 31 March 2025 HK\$'000
As at 1 April 2024	(1,720)
Credit loss allowance recognised, net	–
As at 31 March 2025	<b>(1,720)</b>

The credit loss allowance of trade receivables as at 31 March 2025 is determined as follows:

	Group		
	As at 31 March 2025		
	Gross carrying amount HK\$'000	Expected credit loss rate %	Credit loss allowance HK\$'000
By credit risk category			
– Type I	206,962	0.10%	204
– Type II	108,472	0.41%	450
– Type III	59,706	1.79%	1,066
	<b>375,140</b>		<b>1,720</b>

## 20 CASH AND CASH EQUIVALENTS

	Group		Company	
	As at 31 March		As at 31 March	
	2025 HK\$'000	2024 HK\$'000	2025 HK\$'000	2024 HK\$'000
Cash at bank and on hand	133,990	310,806	4,692	3,394
Short-term bank deposits	959,822	853,674	–	–
	<b>1,093,812</b>	<b>1,164,480</b>	<b>4,692</b>	<b>3,394</b>

Cash and cash equivalents are denominated in the following currencies:

	Group		Company	
	As at 31 March		As at 31 March	
	2025 HK\$'000	2024 HK\$'000	2025 HK\$'000	2024 HK\$'000
US\$	1,036,861	1,130,642	48	308
RMB	27,437	14,373	–	–
HK\$	18,360	10,238	92	98
VND	4,941	5,017	–	–
Singapore Dollars ("S\$")	6,001	3,770	4,552	2,988
Japanese Yen ("JPY")	212	440	–	–
	<b>1,093,812</b>	<b>1,164,480</b>	<b>4,692</b>	<b>3,394</b>

Conversion of RMB and VND into foreign currencies are subject to the rules and regulations of foreign exchange control promulgated by the PRC and Vietnam Governments respectively.



# NOTES TO THE FINANCIAL STATEMENTS

## 21 DEFERRED INCOME TAX

### (a) Deferred income tax assets

	Group
	Accelerated tax depreciation
	HK\$'000
At 1 April 2023	–
Charged to consolidated income statement (Note 10)	306
At 31 March 2024	306
Charged to consolidated income statement (Note 10)	300
At 31 March 2025	<b>606</b>

### (b) Deferred income tax liabilities

	Group
	Accelerated tax depreciation
	HK\$'000
At 1 April 2023	474
Credited to consolidated income statement (Note 10)	(474)
At 31 March 2024	–
Credited to consolidated income statement (Note 10)	–
At 31 March 2025	–

The above deferred tax assets and deferred tax liabilities are offset in the consolidated statement of financial position as a consequence to the conditions in Note 31.15(c).

Deferred income tax assets are recognised for tax loss carry-forwards to the extent that the realisation of the related tax benefit through future taxable profits is probable. The Group did not recognise deferred income tax assets of HK\$17,513,000 (2024: HK\$17,995,000) in respect of losses amounting to HK\$88,635,000 (2024: HK\$89,435,000) that can be carried forward against future taxable income without expiries except for certain tax losses HK\$77,856,000 (2024: HK\$87,897,000) which will expire within five years.

## 22 TRADE PAYABLES

The carrying amounts of trade payables are denominated in the following currencies:

	Group	
	As at 31 March	
	2025 HK\$'000	2024 HK\$'000
US\$	199,312	165,295
RMB	50,963	16,833
HK\$	15,038	50,331
VND	1,463	2,584
JPY	6,560	2,021
Others	294	208
	<b>273,630</b>	<b>237,272</b>



# NOTES TO THE FINANCIAL STATEMENTS

## 22 TRADE PAYABLES (CONTINUED)

As at 31 March 2025 and 2024, the aging analysis of trade payables based on invoice date are as follows:

	Group	
	As at 31 March	
	2025 HK\$'000	2024 HK\$'000
Within 1 year	254,924	224,086
1 to 2 years	7,867	7,811
2 to 3 years	7,728	2,133
Over 3 years	3,111	3,242
	<b>273,630</b>	<b>237,272</b>

## 23 OTHER PAYABLES AND ACCRUALS

	Group		Company	
	As at 31 March		As at 31 March	
	2025 HK\$'000	2024 HK\$'000	2025 HK\$'000	2024 HK\$'000
Accruals and other payables	209,432	206,014	1,279	448
Deposits received	116,597	107,173	–	–
Staff bonuses payables	13,916	10,690	–	–
Bonuses payables to directors	17,682	21,020	–	–
Provision for sales returns (note (i))	11,473	17,169	–	–
Provision for claims from customers (note (i))	10,846	13,088	–	–
	<b>379,946</b>	<b>375,154</b>	<b>1,279</b>	<b>448</b>

notes:

(i) Movements of the provisions are as follows:

	Group	
	Sales returns HK\$'000	Claims from customers HK\$'000
	(note (ii))	(note (iii))
At 1 April 2023	17,063	13,088
Charge for the year	741	–
Settlements	(294)	–
Reversals	(341)	–
At 31 March 2024	17,169	13,088
Charge for the year	2,757	–
Settlements	(2,651)	–
Reversals	(5,802)	(2,242)
At 31 March 2025	<b>11,473</b>	<b>10,846</b>

(ii) Sales return

The Group records provision for sales return on the basis of return of goods incurred or estimation under its historical experience. The specific sales return terms and conditions vary depending upon the product and the country in which it was sold. The Group re-evaluates its estimates at the end of each reporting period to assess the adequacy of its recorded sales return liabilities and adjusts the amounts as necessary.

(iii) Claim

Provision for claims is in respect of certain claims brought against the Group by customers. The specific claim terms and conditions vary depending upon the product and the country in which it was sold. The period ranges from one to seven years.

# NOTES TO THE FINANCIAL STATEMENTS

## 24 CONTRACT LIABILITIES

The Group has recognised the following contract liabilities related to contracts with customers:

	Group		
	As at 31 March		As at 1 April
	2025 HK\$'000	2024 HK\$'000	2023 HK\$'000
Contract liabilities			
– Current portion	16,722	22,596	30,553
– Non-current portion	5,818	4,230	–
Total	22,540	26,826	30,553
Revenue recognised in relation to contract liabilities			
Advance payments from customers with underlying performance obligations yet to be satisfied as at 31 March	22,540	26,826	30,553
Income recognised that was included in the contract liabilities balance at beginning of the financial year	12,412	12,133	4,154

Management expects that HK\$16,722,000 (2024: HK\$12,411,000) of the transaction price allocated to unsatisfied performance obligations as of 31 March 2025 will be recognised as revenue during the next reporting period. The remaining HK\$5,818,000 (2024: HK\$14,415,000) will be recognised beyond the next reporting period.

## 25 SHARE CAPITAL

	Number of ordinary shares of HK\$0.1 each	Amount HK\$'000
<i>Authorised</i>		
At 1 April 2023, 31 March 2024 and 31 March 2025	1,900,000,000	190,000
<i>Issued and fully paid</i>		
At 1 April 2023, 31 March 2024 and 31 March 2025	435,630,837	43,563

notes:

- (a) Each ordinary share carries one vote.
- (b) During the financial year ended 31 March 2025, the Company purchased 3,872,600 (2024: 4,501,000) shares from open market and transferred 4,185,000 (2024: Nil) out of treasury shares as a result of share option exercised. Total consideration of the treasury shares purchased is S\$2,382,700 (2024: S\$2,508,000) which is equivalent to approximately HK\$13,831,000 (2024: HK\$14,482,000). The shares were purchased at an average price of S\$0.615 (2024: S\$0.557) per share, with prices ranging from S\$0.595 to S\$0.655 (2024: S\$0.519 to S\$0.595).

## 26 SHARE-BASED COMPENSATION

The Company has share incentive plans for its employees, namely Employee Share Option Scheme ("ESOS") and Performance Share Plan ("PSP"). ESOS and PSP are collectively known as "Company Incentive Plans".

The particulars of the Company Incentive Plans are as follows:

### (a) Equity-settled ESOS

The purpose is to provide incentives and rewards to eligible participants who contribute significantly to the growth and performance of the Group. Eligible participants include confirmed employees of the Group and Non-Executive Directors (including Independent Directors) ("ESOS Participants") selected by the remuneration committee of the Company (the "Committee"). The ESOS became effective on 6 February 2007 and expired on 5 February 2017. The expiry did not affect any options which had been granted thereunder. On 24 July 2017 a similar ESOS was approved by the shareholders of the Company which shall continue in force at the discretion of the Committee, subject to a maximum period of ten years from that date.



# NOTES TO THE FINANCIAL STATEMENTS

## 26 SHARE-BASED COMPENSATION (CONTINUED)

### (a) Equity-settled ESOS (Continued)

The right to subscribe for the ordinary shares of HK\$0.1 each in the capital of the Company ("Shares") granted and to be granted to ESOS Participants pursuant to the ESOS ("Options") offered may only be accepted within 30 days from the date of the offer. The exercise period of the Options granted is determinable by the Committee, and commences after a certain vesting period and ends on a date which is not later than ten years from the date of the grant of the Options.

The exercise price of the Options is determined by the Committee at equal to the average of the last dealt prices for the Shares on the SGX-ST over the five consecutive trading days immediately preceding the date of offer of the Options (the "Market Price") or at a discount to the Market Price provided that the maximum discount shall not exceed twenty percent (20%) of the Market Price and the shareholders of the Company in general meeting shall have authorised, in a separate resolution, the making of offers and grants of the Options under the ESOS at a discount not exceeding the maximum discount as aforesaid.

Details of the specific categories of options are as follows:

	Date of grant	Exercise period	Exercise Price		Number of outstanding share options	
			2025	2024	2025	2024
2016B	24 August 2015	25 August 2018 to 24 August 2025	<b>S\$0.268</b>	S\$0.268	<b>27,500</b>	27,500
2017C	18 August 2016	19 August 2019 to 18 August 2026	<b>S\$0.379</b>	S\$0.379	<b>55,000</b>	132,000
2018A	27 September 2017	28 September 2019 to 27 September 2027	<b>S\$0.701</b>	S\$0.701	<b>800,000</b>	800,000
2018B	27 September 2017	28 September 2020 to 27 September 2027	<b>S\$0.701</b>	S\$0.701	<b>1,900,000</b>	1,970,000
2019A	21 September 2018	22 September 2020 to 21 September 2028	<b>S\$0.530</b>	S\$0.530	<b>70,000</b>	195,000
2019B	21 September 2018	22 September 2021 to 21 September 2028	<b>S\$0.530</b>	S\$0.530	<b>665,000</b>	1,970,000
2020A	15 November 2019	16 November 2021 to 15 November 2029	<b>S\$0.570</b>	S\$0.570	<b>610,000</b>	680,000
2020B	15 November 2019	16 November 2022 to 15 November 2029	<b>S\$0.570</b>	S\$0.570	<b>1,840,000</b>	2,310,000
2021A	18 November 2020	19 November 2022 to 18 November 2030	<b>S\$0.460</b>	S\$0.460	<b>75,000</b>	635,000
2021B	18 November 2020	19 November 2023 to 18 November 2030	<b>S\$0.460</b>	S\$0.460	<b>255,000</b>	1,765,000
2022A	7 December 2021	8 December 2023 to 7 December 2031	<b>S\$0.530</b>	S\$0.530	<b>370,000</b>	500,000
2022B	7 December 2021	8 December 2024 to 7 December 2031	<b>S\$0.530</b>	S\$0.530	<b>1,390,000</b>	1,390,000
2023A	15 November 2022	16 November 2024 to 15 November 2032	<b>S\$0.490</b>	S\$0.490	<b>220,000</b>	220,000
2023B	15 November 2022	16 November 2025 to 15 November 2032	<b>S\$0.490</b>	S\$0.490	<b>1,080,000</b>	1,080,000
2024A	23 August 2023	24 August 2025 to 23 August 2033	<b>S\$0.518</b>	S\$0.518	<b>400,000</b>	400,000
2024B	23 August 2023	24 August 2026 to 23 August 2033	<b>S\$0.518</b>	S\$0.518	<b>1,370,000</b>	1,400,000
2025A	10 December 2024	11 December 2026 to 10 December 2034	<b>S\$0.629</b>	–	<b>510,000</b>	–
2025B	10 December 2024	11 December 2027 to 10 December 2034	<b>S\$0.629</b>	–	<b>1,430,000</b>	–
					<b>13,067,500</b>	<b>15,474,500</b>

If the Options remain unexercised after a period of ten years from the date of grant, the Options expire. Options are forfeited if the ESOS Participant leaves the Group before the Options vest.

# NOTES TO THE FINANCIAL STATEMENTS

## 26 SHARE-BASED COMPENSATION (CONTINUED)

### (a) Equity-settled ESOS (Continued)

Details of the Options outstanding during the year are as follows:

	2025		2024	
	Number of Options	Weighted average exercise price S\$	Number of Options	Weighted average exercise price S\$
Outstanding at beginning of the year	15,474,500	0.551	13,674,500	0.555
Granted	1,940,000	0.629	1,800,000	0.518
Exercised	(4,185,000)	0.498	–	–
Forfeited	(162,000)	0.586	–	–
Outstanding at end of the year	13,067,500	0.579	15,474,500	0.551
Exercisable at end of the year	8,277,500	0.592	10,984,500	0.566

The weighted average share price at the date of exercise for Options exercised during the year was S\$0.498 (2024: nil). The Options outstanding at the end of the year have a weighted average remaining contractual life of 6.0 years (2024: 6.2 years) and the exercise price ranged from S\$0.268 to S\$0.701 (2024: S\$0.268 to S\$0.701). During the financial year ended 31 March 2025, Options were granted on 10 December 2024 and the estimated fair value of the Options on that date is S\$330,934. During the financial year ended 31 March 2024, Options were granted on 23 August 2023 and the estimated fair value of the Options on that date is S\$278,664.

These fair values were calculated using the Binomial Model. Expected volatility was determined by calculating the historical volatility of the share prices of the Company. The expected life used in the model has been adjusted, based on the Group's best estimate, for the effects of non-transferability, exercise restrictions and behavioural considerations. The inputs into the model were as follows:

	2025A and 2025B	2024A and 2024B
Exercise price	S\$0.629	S\$0.518
Expected volatility	31.26%	34.42%
Expected life	10 years	10 years
Risk free rate	2.7%	3.25%
Expected dividend yield	3.67%	3.89%

### (b) Equity-settled PSP

The PSP was adopted on 28 July 2008 and replaced by a similar PSP approved by the shareholders of the Company on 24 July 2017. The PSP is targeted at executives in key positions who are able to drive the growth of the Group through innovation, creativity and superior performance. Eligible participants include confirmed employees of the Group and Non-Executive Directors (including Independent Directors) ("PSP Participants") who were selected by the Committee. The PSP shall remain in force at the discretion of the Committee, subject to a maximum period of ten years from the date of adoption. Under the PSP, the Committee may grant a contingent award of Shares of the Company ("Award") to the PSP Participant. Awards represent the right of a PSP Participant to receive fully paid Shares, their equivalent cash value or combinations thereof, free of charge, upon the PSP Participant achieving prescribed performance targets and/or service conditions or otherwise having performed well and/or made a significant contribution to the Group. PSP Participants are not required to pay for the grant of the Awards.

The Committee will issue an Award letter confirming the Award and specifying inter alia, the vesting period, the prescribed performance target(s) and/or service condition(s), the performance period during which the prescribed performance target(s) and/or service condition(s) are to be attained or fulfilled and the schedule setting out the extent to which Shares will be released on satisfaction of the prescribed performance target(s) and/or service condition(s), to each PSP Participant as soon as is reasonably practicable after the making of an Award.



# NOTES TO THE FINANCIAL STATEMENTS

## 26 SHARE-BASED COMPENSATION (CONTINUED)

### (b) Equity-settled PSP (Continued)

The Committee shall have the discretion to determine whether the performance target(s) has been satisfied (whether fully or partially) or exceeded. The Company shall on the date of release of an Award do any one or more of the following as it deems fit in its sole and absolute discretion:

- (i) allot and issue the relevant Shares to the PSP Participant, and apply to the SGX-ST, for permission to deal in and for quotation of such Shares; and/or
- (ii) deliver existing Shares to the PSP Participant, whether such existing Shares are acquired pursuant to a share purchase mandate or (to the extent permitted by law) held as treasury shares; and/or
- (iii) subject to the prior approval of the Committee and at the Committee's absolute discretion, pay the equivalent value in cash (after deduction of any applicable taxes) to the PSP Participant, in lieu of the Shares to be issued or delivered to the PSP Participant.

There are no Awards outstanding at 31 March 2025 and 2024.

## 27 RESERVES

Movement in the reserves of the Company are set out below.

	Company				
	Share premium	Contributed	Share-based	Retained	Total
	HK\$'000	surplus	compensation	earnings	
	(note (i))	(note (ii))	reserve	HK\$'000	HK\$'000
			HK\$'000		
			(note (iii))		
At 1 April 2024	164,515	67,239	18,494	352,987	603,235
Total comprehensive income for the year	–	–	–	122,129	122,129
Dividends paid (Note 12)	–	–	–	(102,801)	(102,801)
Share-based compensation	–	–	1,733	–	1,733
Exercise of share option	4,706	–	(5,229)	–	(523)
Forfeiture of share options	–	–	(226)	–	(226)
At 31 March 2025	<b>169,221</b>	<b>67,239</b>	<b>14,772</b>	<b>372,315</b>	<b>623,547</b>
At 1 April 2023	164,515	67,239	16,768	328,380	576,902
Total comprehensive income for the year	–	–	–	123,778	123,778
Dividends paid (Note 12)	–	–	–	(99,171)	(99,171)
Share-based compensation	–	–	1,726	–	1,726
At 31 March 2024	<b>164,515</b>	<b>67,239</b>	<b>18,494</b>	<b>352,987</b>	<b>603,235</b>

notes:

- (i) Share premium

Share premium represents premium arising from the issue of shares at a price in excess of their par value per share and is not distributable but may be applied in paying up unissued shares of the Company to be issued to the shareholders of the Company as fully paid bonuses shares or in providing for the premiums payable on repurchase of shares.

# NOTES TO THE FINANCIAL STATEMENTS

## 27 RESERVES (CONTINUED)

notes: (Continued)

### (ii) Contributed surplus

Contributed surplus of the Company arose as a result of the restructuring exercise in prior years and represented the difference between the then consolidated net asset value of subsidiaries acquired, over the nominal value of the Company's shares issued in exchange therefor.

Under the Companies Act 1981 of Bermuda (as amended), the contributed surplus of the Company is available for distribution to shareholders, provided that the Company is, after the payment of dividends out of the contributed surplus, able to pay its liabilities as they become due; or the realisable value of the Company's assets would thereby not be less than the aggregate of its liabilities, issued share capital and reserves.

### (iii) Share-based compensation reserve

The share-based compensation reserve represents the fair value of the actual or estimated number of unexercised Options and Awards granted to ESOS Participants and PSP Participants recognised in accordance with the accounting policy adopted for equity-settled share-based payments in Note 31.17 to the consolidated financial statements.

### (iv) Currency translation reserve

The currency translation reserve comprises all foreign exchange differences arising from the translation of the financial statements of foreign operations. The reserve is dealt with in accordance with the accounting policy set out in Note 31.3 to the consolidated financial statements.

### (v) Statutory reserve

In accordance with the relevant PRC regulations, the subsidiaries of the Group established in the PRC are required to transfer a certain percentage of the profit after tax, if any, to a statutory reserve. Subject to certain restrictions as set out in the relevant PRC regulations, the statutory reserve may be used to offset the accumulated losses, if any, of the subsidiaries.

## 28 COMMITMENTS

### (a) Capital commitments

The Group has the following capital commitments at the end of the financial year:

	Group	
	As at 31 March	
	2025 HK\$'000	2024 HK\$'000
Acquisition of property, plant and equipment – contracted but not provided for	29,583	2,086

### (b) Lease commitments

The future minimum lease payables under non-cancellable short-term or low-value leases not recognised at the end of each financial year are as follows:

	Group	
	As at 31 March	
	2025 HK\$'000	2024 HK\$'000
Buildings – within 1 year	698	589





# NOTES TO THE FINANCIAL STATEMENTS

## 29 RELATED PARTY TRANSACTIONS

In addition to those disclosed elsewhere in these financial statements, the following is a summary of significant related party transactions entered into between the Group and its related parties and the balances arising from related party transactions in the ordinary course of business and negotiated on terms mutually agreed with these related parties.

### (a) Transactions with related parties:

	Group	
	2025 HK\$'000	2024 HK\$'000
Purchases of services from		
– Concord Building Co., Ltd (note (a) & (b))	1,150	–
Key management compensations		
– Salaries, wages, bonuses and allowances	31,043	29,658
– Retirement benefit scheme contributions and post-employment benefits	72	90
– Share-based compensation	761	842

notes:

(a) Beneficially owned by brothers of executive directors of the Company.

(b) In September 2019, the Group entered into the service agreement with Concord Building Co., Ltd to purchase project management consultancy services for the Vietnam campus.

### (b) Balances with related parties:

	Group	
	As at 31 March	
	2025 HK\$'000	2024 HK\$'000
Other payables and accruals		
– Concord Building Co., Ltd	106	–

## 30 SUBSEQUENT EVENTS

On 2 April 2025, the U.S. administration announced a series of tariffs aimed at protecting U.S. domestic industries and reducing trade deficits. This is generally acknowledged that global economic growth will slow in the near term, with greater uncertainty for the US and China.

At this stage, the impact on the Group's business and results has not been significant and based on the Group's experience to date we expect this to remain the case. The Group have considered the impact on impairment assessments of non-financial assets, assumptions made in relation to forward-looking information used in expected credit loss (ECL) estimates, impact on existing transfer pricing arrangements and assessed that the new or increased tariffs are not expected to have a significant impact on the Group's operations. As tariff policies (including retaliatory tariff policies) evolve, the Group will continue to monitor legislative and regulatory developments for potential implications.

# NOTES TO THE FINANCIAL STATEMENTS

## 31 SUMMARY OF MATERIAL ACCOUNTING POLICIES

### 31.1 Subsidiaries

#### (a) Consolidation

Subsidiaries are all entities (including structured entities) over which the Group has control. The Group controls an entity when the Group is exposed to, or has rights to, variable returns from its involvement with the entity and has the ability to affect those returns through its power over the entity. Subsidiaries are fully consolidated from the date on which control is transferred to the Group. They are deconsolidated from the date that control ceases.

Intra-company transactions, balances and unrealised gains on transactions between group companies are eliminated. Unrealised losses are also eliminated unless the transaction provides evidence of an impairment of the transferred asset. When necessary, amounts reported by subsidiaries have been adjusted to conform with the Group's accounting policies.

When the Group ceases to consolidate because of a loss of control, any retained interest in the entity is re-measured to its fair value at the date when control is lost, with the change in carrying amount recognised in the income statement. The fair value is the initial carrying amount for the purposes of subsequently accounting for the retained interest as an associate, joint venture or financial asset. In addition, any amounts previously recognised in other comprehensive income in respect of that entity are accounted for as if the Group had directly disposed of the related assets or liabilities. This may mean that amounts previously recognised in other comprehensive income are reclassified to profit or loss.

#### (b) Separate financial statements

Investments in subsidiaries are accounted for at cost less impairment. Cost also includes direct attributable costs of investment.

Impairment testing of the investments in subsidiaries is required upon receiving a dividend from these investments if the dividend exceeds the total comprehensive income of the subsidiary in the period the dividend is declared or if the carrying amount of the investment in the separate financial statements exceeds the carrying amount in the consolidated financial statements of the investee's net assets including goodwill.

### 31.2 Segment reporting

Operating segments are reported in a manner consistent with the internal reporting provided to the chief operating decision-maker. The chief operating decision-maker, who is responsible for allocating resources and assessing performance of the operating segments, has been identified as the Managing Director who makes strategic decisions.

### 31.3 Foreign currency translation

#### (a) Functional and presentation currency

Items included in the financial statements of each of the Group's entities are measured using the currency of the primary economic environment in which the entity operates (the "functional currency"). The consolidated financial statements are presented in Hong Kong dollars ("HK\$"), which is the Group's presentation currency.

#### (b) Transactions and balances

Foreign currency transactions are translated into the functional currency using the exchange rates prevailing at the dates of the transactions or valuation where items are re-measured. Foreign exchange gains and losses resulting from the settlement of such transactions and from the translation at year-end exchange rates of monetary assets and liabilities denominated in foreign currencies are recognised in the income statement.

Non-monetary items that are measured at fair values in foreign currencies are translated using the exchange rates at the dates when the fair values are determined.



# NOTES TO THE FINANCIAL STATEMENTS

## 31 SUMMARY OF MATERIAL ACCOUNTING POLICIES (CONTINUED)

### 31.3 Foreign currency translation (Continued)

#### (b) Transactions and balances (Continued)

When a gain or loss on a non-monetary item is recognised in other comprehensive income, any exchange component of that gain or loss is recognised in other comprehensive income. When a gain or loss on a non-monetary item is recognised in the income statement, any exchange component of that gain or loss is recognised in the income statement.

#### (c) Group companies

The results and financial position of all the Group entities (none of which has the currency of a hyper-inflationary economy) that have a functional currency different from the presentation currency are translated into the presentation currency as follows:

- assets and liabilities for each statement of financial position presented are translated at the closing rate at the date of that statement of financial position;
- income and expenses for each income statement are translated at average exchange rates (unless this average is not a reasonable approximation of the cumulative effect of the rates prevailing on the transaction dates, in which case income and expenses are translated at the rate on the dates of the transactions); and
- all resulting currency translation differences are recognised in other comprehensive income.

Goodwill and fair value adjustments arising on the acquisition of a foreign entity are treated as assets and liabilities of the foreign entity and translated at the closing rate.

### 31.4 Property, plant and equipment

Property, plant and equipment (except for construction-in-progress as outlined below) are stated at historical cost less accumulated depreciation and accumulated impairment losses, if any. Historical cost includes expenditure that is directly attributable to the acquisition of the items.

Construction-in-progress is stated at cost less accumulated impairment losses, if any. No provision for depreciation is made on construction-in-progress until such time as the relevant assets are completed and ready for intended use. When the assets concerned are brought to use, the costs are transferred out from construction-in-progress and depreciated in accordance with the policy as stated below.

Subsequent costs are included in the asset's carrying amount or as a separate asset, as appropriate, only when it is probable that future economic benefits associated with the item will flow to the Group and the cost of the item can be measured reliably. All other repairs and maintenance are charged to the income statement during the financial period in which they are incurred.

Depreciation of property, plant and equipment is calculated using the straight-line method to allocate their cost less their residual values over their estimated useful lives, as follows:

Land and buildings	20-50 years
Equipment and machinery	2-10 years
Computers	2-5 years
Furniture and fittings	5 years
Office equipment	5 years
Motor vehicles	3-6 years

The assets' residual values and useful lives are reviewed, and adjusted if appropriate, at the end of each reporting period.

# NOTES TO THE FINANCIAL STATEMENTS

## 31 SUMMARY OF MATERIAL ACCOUNTING POLICIES (CONTINUED)

### 31.4 Property, plant and equipment (Continued)

An asset's carrying amount is written down immediately to its recoverable amount if the asset's carrying amount is greater than its estimated recoverable amount (Note 31.6).

Gains and losses on disposals are determined by comparing the proceeds with the carrying amount and are recognised within "Other income and gains, net" in the income statement.

### 31.5 Intangible assets

Acquired software licenses are capitalized on the basis of the costs incurred to acquire and bring the specific software into usage. These costs are amortized using the straight-line method over their estimated useful lives of about 5 years. Costs associated with maintaining software programs are recognized as expense as incurred.

### 31.6 Impairment of non-financial assets

Property, plant and equipment, right-of-use assets, non-current assets and investments in subsidiaries are reviewed for impairment whenever events or changes in circumstances indicate that the carrying amount may not be recoverable. An impairment loss is recognised for the amount by which the asset's carrying amount exceeds its recoverable amount. The recoverable amount is the higher of an asset's fair value less costs of disposal and value in use. For the purposes of assessing impairment, assets are grouped at the lowest levels for which there are separately identifiable cash flows (cash-generating units). Non-financial assets other than goodwill that suffered an impairment are reviewed for possible reversal of the impairment at each reporting date.

### 31.7 Financial assets

#### (a) Classification

The Group classifies its financial assets in the following measurement categories:

- those to be measured subsequently at fair value (either through other comprehensive income ("OCI") or through profit or loss), and
- those to be measured at amortised cost.

The classification depends on the entity's business model for managing the financial assets and the contractual terms of the cash flows.

For assets measured at fair value, gains and losses will either be recorded in profit or loss or OCI. For investments in equity instruments that are not held for trading, this will depend on whether the Group has made an irrevocable election at the time of initial recognition to account for the equity investment at financial assets at FVOCI.

The Group reclassifies debt investments when and only when its business model for managing those assets changes.



# NOTES TO THE FINANCIAL STATEMENTS

## 31 SUMMARY OF MATERIAL ACCOUNTING POLICIES (CONTINUED)

### 31.7 Financial assets (Continued)

#### (b) Recognition and derecognition

Regular way purchases and sales of financial assets are recognised on trade-date, the date on which the Group commits to purchase or sell the asset. Financial assets are derecognised when the rights to receive cash flows from the financial assets have expired or have been transferred and the Group has transferred substantially all the risks and rewards of ownership.

#### (c) Measurement

At initial recognition, the Group measures a financial asset at its fair value plus, in the case of a financial asset not at FVPL, transaction costs that are directly attributable to the acquisition of the financial asset. Transaction costs of financial assets carried at FVPL are expensed in profit or loss.

Financial assets with embedded derivatives are considered in their entirety when determining whether their cash flows are solely payment of principal and interest.

##### (i) Debt instruments

Subsequent measurement of debt instruments depends on the Group's business model for managing the asset and the cash flow characteristics of the asset. There are three measurement categories into which the Group classifies its debt instruments:

- **Amortised cost:** Assets that are held for collection of contractual cash flows where those cash flows represent solely payments of principal and interest are measured at amortised cost. Interest income from these financial assets is included in interest income using the effective interest rate method. Any gain or loss arising on derecognition is recognised directly in the income statement and presented in "Other income and gains, net" together with foreign exchange gains and losses.
- **FVOCI:** Assets that are held for collection of contractual cash flows and for selling the financial assets, where the assets' cash flows represent solely payments of principal and interest, are measured at FVOCI. Movements in the carrying amount are taken through OCI, except for the recognition of impairment gains or losses, interest income and foreign exchange gains and losses which are recognised in the income statement. When the financial asset is derecognised, the cumulative gain or loss previously recognised in OCI is reclassified from equity to profit or loss and recognised in "Other income and gains, net". Interest income from these financial assets is included in interest income using the effective interest rate method. Foreign exchange gains and losses are presented in "Other income and gains, net" and impairment expenses are presented as separate line item in the income statement.
- **FVPL:** Assets that do not meet the criteria for amortised cost or FVOCI are measured at FVPL. A gain or loss on a debt investment that is subsequently measured at FVPL is recognised in the income statement and presented net within "Other income and gains, net" in the period in which it arises.

# NOTES TO THE FINANCIAL STATEMENTS

## 31 SUMMARY OF MATERIAL ACCOUNTING POLICIES (CONTINUED)

### 31.7 Financial assets (Continued)

#### (c) Measurement (Continued)

##### (ii) Equity instruments

The Group subsequently measures all equity investments at fair value. Where the Group's management has elected to present fair value gains and losses on equity investments in OCI, there is no subsequent reclassification of fair value gains and losses to profit or loss following the derecognition of the investment. Dividends from such investments continue to be recognised in the income statement as "Other income and gains, net" when the Group's right to receive payments is established.

Changes in the fair value of financial assets at FVPL are recognised in "investment income" within "Other income and gains, net" in the income statement as applicable. Impairment losses (and reversal of impairment losses) on equity investments measured at FVOCI are not reported separately from other changes in fair value.

#### (d) Impairment

The Group assesses on a forward-looking basis the expected credit losses associated with its debt instruments carried at amortised cost and FVOCI. The impairment methodology applied depends on whether there has been a significant increase in credit risk. For trade receivables, the Group applies the simplified approach permitted by IFRS 9, which requires expected lifetime losses to be recognised from initial recognition of the receivables, see Note 3.1(b)(ii) for further details.

#### (e) Offsetting financial instruments

Financial assets and liabilities are offset and the net amount is reported in the statement of financial position when the Group currently has a legally enforceable right to offset the recognised amounts, and there is an intention to settle on a net basis or realise the asset and settle the liability simultaneously.

### 31.8 Inventories

Inventories are stated at the lower of cost and net realisable value. Cost is determined using the weighted average method. The cost of finished goods and work in progress comprises raw materials, direct labour, other direct costs and related production overheads (based on normal operating capacity). Net realisable value is the estimated selling price in the ordinary course of business, less applicable selling expenses.

### 31.9 Trade and other receivables

Trade and other receivables are amounts due from customers for merchandise sold or services performed in the ordinary course of business. If collection of trade and other receivables is expected in one year or less (or in the normal operating cycle of the business if longer), they are classified as current assets. If not, they are presented as non-current assets.

Trade and other receivables are recognised initially at the amount of consideration that is unconditional unless they contain significant financing components, when they are recognised at fair value. The Group holds the trade and other receivables with the objective of collecting the contractual cash flows and therefore measures them subsequently at amortised cost using the effective interest method. See Note 3.1(b)(ii) for a description of the Group's impairment policies.

### 31.10 Cash and cash equivalents

In the consolidated statement of cash flows, cash and cash equivalents include cash on hand, deposits held at call with financial institutions, and other short-term highly liquid investments with original short maturities.



# NOTES TO THE FINANCIAL STATEMENTS

## 31 SUMMARY OF MATERIAL ACCOUNTING POLICIES (CONTINUED)

### 31.11 Share capital

Ordinary shares are classified as equity.

Incremental costs directly attributable to the issue of new shares or options are shown in equity as a deduction, net of tax, from the proceeds.

### 31.12 Treasury shares

Own equity instruments which are reacquired (treasury shares) are recognised at cost and deducted from equity. No gain or loss is recognised in the income statement on the purchase, sales, issue or cancellation of the Group's own equity instruments. Any difference between the carrying amount and the consideration is recognised in equity.

### 31.13 Trade and other payables

Trade and other payable are obligations to pay for goods or services that have been acquired in the ordinary course of business from suppliers. Trade and other payables are classified as current liabilities if payment is due within one year or less (or in the normal operating cycle of the business if longer). If not, they are presented as non-current liabilities.

Trade and other payables are recognised initially at fair value and subsequently measured at amortised cost using the effective interest method.

### 31.14 Contract liabilities

If a customer pays consideration or the Group has a right to an amount of consideration that is unconditional, before the Group transfers a good or service to the customer, the Group presents the contract as a contract liability when the payment is made or the receivable is recorded (whichever is earlier). A contract liability is the Group's obligation to transfer goods or services to a customer for which the Group has received consideration (or an amount of consideration that is due) from the customer.

### 31.15 Current and deferred income tax

The tax expense for the period comprises current and deferred tax. Tax is recognised in the income statement, except to the extent that it relates to items recognised in other comprehensive income or directly in equity. In this case, the tax is also recognised in other comprehensive income or directly in equity, respectively.

#### (a) Current income tax

The current income tax charge is calculated on the basis of the tax laws enacted or substantively enacted at the statement of financial position date in the countries where the Company and its subsidiaries operate and generate taxable income. Management periodically evaluates positions taken in tax returns with respect to situations in which applicable tax regulation is subject to interpretation and considers whether it is probable that a taxation authority will accept an uncertain tax treatment. The Group measures its tax balances either based on the most likely amount or the expected value, depending on which method provides a better prediction of the resolution of the uncertainty.

#### (b) Deferred income tax

Deferred income tax is provided in full, using the liability method, on temporary differences arising between the tax bases of assets and liabilities and their carrying amounts in the consolidated financial statements. However, deferred tax liabilities are not recognised if they arise from the initial recognition of goodwill. Deferred income tax is also not accounted for if it arises from initial recognition of an asset or liability in a transaction other than a business combination that at the time of the transaction affects neither accounting nor taxable profit or loss, and does not give rise to equal taxable and deductible temporary differences. Deferred income tax is determined using tax rates (and laws) that have been enacted or substantively enacted by the statement of financial position date and are expected to apply when the related deferred income tax asset is realised or the deferred income tax liability is settled.

# NOTES TO THE FINANCIAL STATEMENTS

## 31 SUMMARY OF MATERIAL ACCOUNTING POLICIES (CONTINUED)

### 31.15 Current and deferred income tax (Continued)

#### (b) Deferred income tax (Continued)

Deferred tax assets are recognised only if it is probable that future taxable amounts will be available to utilise those temporary differences and losses.

Deferred tax liabilities and assets are not recognised for temporary differences between the carrying amount and tax bases of investments in foreign operations where the Company is able to control the timing of the reversal of the temporary differences and it is probable that the differences will not reverse in the foreseeable future.

#### (c) Offsetting

Deferred tax assets and liabilities are offset where there is a legally enforceable right to offset current tax assets and liabilities and where the deferred tax balances relate to the same taxation authority. Current tax assets and tax liabilities are offset where the entity has a legally enforceable right to offset and intends either to settle on a net basis, or to realise the asset and settle the liability simultaneously.

### 31.16 Employee benefits

#### (a) Retirement benefit schemes

The Group operates a mandatory provident fund scheme (the "MPF Scheme") under the Hong Kong Mandatory Provident Fund Schemes Ordinance for all qualifying employees in Hong Kong. The Group's contributions to the MPF Scheme are calculated at 5% of the salaries and wages subject to a monthly maximum amount of contribution per employee and vest fully with employees when contributed into the MPF Scheme.

The employees of the Group's subsidiaries established in the PRC are members of a central pension scheme operated by the local municipal government. These subsidiaries are required to contribute certain percentage of the employees' basic salaries and wages to the central pension scheme to fund the retirement benefits. The local municipal government undertakes to assume the retirement benefits obligations of all existing and future retired employees of these subsidiaries. The only obligation of these subsidiaries with respect to the central pension scheme is to meet the required contributions under the scheme.

#### (b) Housing funds, medical insurances and other social insurances

Employees of the Group in the PRC are entitled to participate in various government-supervised housing funds, medical insurance and other employee social insurance plans. The Group contributes on a monthly basis to these funds based on certain percentages of the salaries of the employees, subject to certain ceilings. The Group's liability in respect of these funds is limited to the contributions payable in each period.

#### (c) Employee leave entitlements

Employee entitlements to annual leave are recognised when they accrue to employees. A provision is made for the estimated liability for annual leave and long service leave as a result of services rendered by employees up to the end of the reporting period.

Employee entitlements to sick leave and maternity leave are not recognised until the time of leave.

#### (d) Termination benefits

Termination benefits are recognised at the earlier of the dates when the Group can no longer withdraw the offer of those benefits and when the Group recognises restructuring costs and involves the payment of termination benefits.





# NOTES TO THE FINANCIAL STATEMENTS

## 31 SUMMARY OF MATERIAL ACCOUNTING POLICIES (CONTINUED)

### 31.17 Share-based payments

The Group operates a number of equity-settled, share-based compensation plans, under which the entity receives services from employees as consideration for equity instruments (e.g. options) of the Group. The fair value of the employee services received in exchange for the grant of the equity instruments is recognised as an expense. The total amount to be expensed is determined by reference to the fair value of the equity instruments granted, excluding the impact of non-market performance vesting conditions.

At the end of each reporting period, the Group revises its estimates of the number of equity instruments that are expected to vest based on non-market performance and service conditions. It recognises the impact of the revision to original estimates, if any, in the income statement, with a corresponding adjustment to equity.

When the options are exercised, the Company uses treasury shares or issues new shares. The proceeds received net of any directly attributable transaction costs are credited to share capital (and share premium).

### 31.18 Provision

Provisions for legal claims, service warranties and make good obligations are recognised when the Group has a present legal or constructive obligation as a result of past events, it is probable that an outflow of resources will be required to settle the obligation and the amount can be reliably estimated. Provisions are not recognised for future operating losses.

Where there are a number of similar obligations, the likelihood that an outflow will be required in settlement is determined by considering the class of obligations as a whole. A provision is recognised even if the likelihood of an outflow with respect to any one item included in the same class of obligations may be small.

Provisions are measured at the present value of management's best estimate of the expenditure required to settle the present obligation at the statement of financial position date. The discount rate used to determine the present value is a pre-tax rate that reflects current market assessments of the time value of money and the risks specific to the liability. The increase in the provision due to the passage of time is recognised as interest expense.

### 31.19 Revenue recognition

The Group recognises revenue when it satisfies a performance obligation by transferring control over a product or service to a customer.

#### (a) Sales of goods and materials

Revenue from the sales of manufactured goods and trading of raw materials are recognised at a point in time when control of the goods has transferred, being when the goods are delivered to the customer, the customer has full discretion over the channel and price to sell the goods, and there is no unfulfilled obligation that could affect the customer's acceptance of the products. Delivery occurs when the products have been shipped to the specific location, the risks of obsolescence and loss have been transferred to the customer, and either the customer has accepted the goods in accordance with the sales contract, the acceptance provisions have lapsed, or the Group has objective evidence that all criteria for acceptance have been satisfied.

No significant element of financing is deemed present as the sales are made with the credit terms which are consistent with market practice. The Group's obligation to repair or replace faulty products under the standard warranty terms is recognised as a provision, see Note 23.

A receivable is recognised when the goods are delivered as this is the point in time that the consideration is unconditional because only the passage of time is required before the payment is due.

After signing contracts with customers and receiving orders, the Group recognises the amount of contract consideration received from the customers as contract liabilities before delivering products to customers.

# NOTES TO THE FINANCIAL STATEMENTS

## 31 SUMMARY OF MATERIAL ACCOUNTING POLICIES (CONTINUED)

### 31.19 Revenue recognition (Continued)

#### (b) Services

Revenue from providing tooling services is recognised in the accounting period in which the services are rendered. For these contracts, revenue is recognised over time by reference to the Group's progress towards completing the services.

A fulfilment cost is the Group's right to consideration in exchange for goods or services which the Group has transferred to customers. Fulfilment costs incurred to obtain a contract, if recoverable, are capitalised and presented as fulfilment costs.

A contract liability is the Group's obligation to transfer goods or services to a customer for which the Group has received consideration (or an amount of consideration is due) from the customer.

### 31.20 Interest income

Interest income on financial assets at amortised cost calculated using the effective interest method is recognised in the income statement as part of "Other income and gains, net".

Interest income is calculated by applying the effective interest rate to the gross carrying amount of a financial asset except for financial assets that subsequently become credit-impaired. For credit-impaired financial assets the effective interest rate is applied to the net carrying amount of the financial asset (after deduction of the loss allowance).

### 31.21 Leases

Leases are recognised as a right-of-use asset and a corresponding liability at the date at which the leased asset is available for use by the Group.

Contracts may contain both lease and non-lease components. The Group allocates the consideration in the contract to the lease and non-lease components based on their relative stand-alone prices. However, for leases of real estate for which the Group is a lessee, it has elected not to separate lease and non-lease components and instead accounts for these as a single lease component.

Lease terms are negotiated on an individual basis and contain a wide range of different terms and conditions. The lease agreements do not impose any covenants other than the security interests in the leased assets that are held by the lessor. Leased assets may not be used as security for borrowing purposes. Assets and liabilities arising from a lease are initially measured on a present value basis. Lease liabilities include the net present value of the following lease payments:

- fixed payments (including in-substance fixed payments), less any lease incentives receivable
- variable lease payments that are based on an index or a rate, initially measured using the index or rate as at the commencement date
- amounts expected to be payable by the Group under residual value guarantees
- the exercise price of a purchase option if the Group is reasonably certain to exercise that option, and
- payments of penalties for terminating the lease, if the lease term reflects the Group exercising that termination option.

Lease payments to be made under reasonably certain extension options are also included in the measurement of the liability.

The lease payments are discounted using the interest rate implicit in the lease. If that rate cannot be readily determined, which is generally the case for leases in the Group, the lessee's incremental borrowing rate is used, being the rate that the individual lessee would have to pay to borrow the funds necessary to obtain an asset of similar value to the right-of-use asset in a similar economic environment with similar terms, security and conditions.



# NOTES TO THE FINANCIAL STATEMENTS

## 31 SUMMARY OF MATERIAL ACCOUNTING POLICIES (CONTINUED)

### 31.21 Leases (Continued)

To determine the incremental borrowing rate, the Group:

- where possible, uses recent third-party financing received by the individual lessee as a starting point, adjusted to reflect changes in financing conditions since third party financing was received
- uses a build-up approach that starts with a risk-free interest rate adjusted for credit risk for leases held by the Group, which does not have recent third party financing, and
- makes adjustments specific to the lease, e.g. term, country, currency and security.

If a readily observable amortising loan rate is available to the individual lessee (through recent financing or market data) which has a similar payment profile to the lease, then the Group entities use that rate as a starting point to determine the incremental borrowing rate.

The Group may be exposed to potential future increases in variable lease payments based on an index or rate, which are not included in the lease liability until they take effect. When adjustments to lease payments based on an index or rate take effect, the lease liability is reassessed and adjusted against the right-of-use asset.

Lease payments are allocated between principal and finance cost. The finance cost is charged to profit or loss over the lease period so as to produce a constant periodic rate of interest on the remaining balance of the liability for each period.

Right-of-use assets are measured at cost comprising the following:

- the amount of the initial measurement of lease liability
- any lease payments made at or before the commencement date less any lease incentives received
- any initial direct costs, and
- restoration costs.

Right-of-use assets are generally depreciated over the shorter of the asset's useful life and the lease term on a straight-line basis. If the Group is reasonably certain to exercise a purchase option, the right-of-use asset is depreciated over the underlying asset's useful life.

Payments associated with short-term leases and all leases of low-value assets are recognised on a straight-line basis as an expense in profit or loss. Short-term leases are leases with a lease term of 12 months or less without a purchase option.

Lease income from operating leases where the Group is a lessor is recognised in income on a straight-line basis over the lease term. Initial direct costs incurred in obtaining an operating lease are added to the carrying amount of the underlying asset and recognised as expense over the lease term on the same basis as lease income. The respective leased assets are included in the statement of financial position based on their nature. The Group did not need to make any adjustments to the accounting for assets held as lessor as a result of adopting the new leasing standard.

### 31.22 Dividend distribution

Dividend distribution to the Company's shareholders is recognised as a liability in the Group's and the Company's financial statements in the period in which the dividends are approved by the Company's shareholders or directors, where appropriate.

# NOTES TO THE FINANCIAL STATEMENTS

## 31 SUMMARY OF MATERIAL ACCOUNTING POLICIES (CONTINUED)

### 31.23 Government grants

Grants from the government are recognised at their fair value where there is a reasonable assurance that the grant will be received and the group will comply with all attached conditions. There are no unfulfilled conditions for government grants recognised during the current financial year.

Government grants relating to costs are deferred and recognised in the income statement over the period necessary to match them with the costs that they are intended to compensate.



# SHAREHOLDERS' INFORMATION

AS AT 18 JUNE 2025

Authorised share capital	:	HK\$190,000,000
Issued and fully paid-up capital	:	HK\$43,563,084
Number of shares issued (excluding Treasury Shares)	:	405,667,737
Number/Percentage of Treasury Shares	:	29,963,100 (7.39%)
Class of shares	:	Ordinary share of HK\$0.10 each
Voting rights	:	One vote per share
Subsidiary holdings	:	Nil

## STATISTICS OF SHAREHOLDINGS

Size of Shareholding	Number of Shareholders	%	Number of Shares	%
1 – 99	35	0.95	1,658	0.00
100 – 1,000	242	6.55	146,420	0.04
1,001 – 10,000	1,499	40.59	8,984,020	2.21
10,001 – 1,000,000	1,888	51.12	106,301,489	26.20
1,000,001 and above	29	0.79	290,234,150	71.55
	<b>3,693</b>	<b>100.00</b>	<b>405,667,737</b>	<b>100.00</b>

## TWENTY LARGEST SHAREHOLDERS

No.	Name of Shareholders	Number of Shares	%
1.	Tse Chong Hing	75,990,411	18.73
2.	Chow Kok Kit	32,000,361	7.89
3.	Citibank Nominees Singapore Pte Ltd	27,277,990	6.72
4.	UOB Kay Hian Pte Ltd	21,220,988	5.23
5.	DBS Nominees Pte Ltd	20,498,513	5.05
6.	Raffles Nominees (Pte) Limited	17,290,088	4.26
7.	BPSS Nominees Singapore (Pte.) Ltd.	12,639,100	3.12
8.	Phillip Securities Pte Ltd	11,338,646	2.80
9.	HSBC (Singapore) Nominees Pte Ltd	11,223,230	2.77
10.	ABN Amro Clearing Bank N.V.	10,546,340	2.60
11.	Hung Kai Wing	6,300,000	1.55
12.	OCBC Securities Private Ltd	5,042,880	1.24
13.	iFast Financial Pte Ltd	4,709,505	1.16
14.	Ho Kum Wing Eddie	4,090,000	1.01
15.	Maybank Securities Pte. Ltd.	4,002,010	0.99
16.	Oon Hwee Boon Hazel (Wen Huiwen Hazel)	2,800,000	0.69
17.	Chow Kok Kee	2,746,300	0.68
18.	Ho Su Chin	2,730,310	0.67
19.	United Overseas Bank Nominees Pte Ltd	2,676,600	0.66
20.	OCBC Nominees Singapore Pte Ltd	2,283,850	0.56
		<b>277,407,122</b>	<b>68.38</b>

# SHAREHOLDERS' INFORMATION

AS AT 18 JUNE 2025

## SUBSTANTIAL SHAREHOLDERS

(As recorded in the Register of Substantial Shareholders)

Name	Direct Interest		Deemed Interest		Total Interest	
	No. of Shares	%	No. of Shares	%	No. of Shares	%
Tse Chong Hing	75,990,411	18.73	–	–	75,990,411	18.73
Chow Kok Kit	32,000,361	7.89	–	–	32,000,361	7.89

## PERCENTAGE OF SHAREHOLDING IN PUBLIC'S HANDS

73.12% of the Company's shares are held in the hands of public. Accordingly, the Company has complied with Rule 723 of the Listing Manual of the SGX-ST.



# ADDENDUM TO THE ANNUAL REPORT 2025

## Additional Information on Directors seeking Re-election pursuant to Rule 720(6) of the Listing Manual of the SGX-ST

Pursuant to Rule 720(6) of the Listing Manual of the SGX-ST, the information as required in Appendix 7.4.1 to the SGX-ST's Listing Manual in relation to Directors seeking re-election at the Company's forthcoming Annual General Meeting ("AGM") to be convened on 28 July 2025 is set out below:

Name of Person	Chow Kok Kit	Liu Yuen Weai Sandy
Date of Appointment	25 August 2006	22 July 2024
Date of last re-appointment (if applicable)	17 July 2023	Not Applicable
Age	66	50
Country of principal residence	Hong Kong, SAR	Singapore
The Board's comments on this appointment (including rationale, selection criteria, and the search and nomination process)	The Nominating Committee has recommended the nomination of Mr Chow for re-election to the Board. After taking into account his skills, experience, qualification, performance and contribution to the growth and development of the Company since its inception, the Board approved the proposal for Mr Chow to be re-elected at the forthcoming AGM.	The Nominating Committee has recommended the nomination of Ms Liu for re-election to the Board. The Board had assessed Ms Liu's qualifications and experience against the Company's Board Diversity Policy and is satisfied that she will continue to contribute relevant knowledge, skills and experience to the Board. The Board is of the view that Ms Liu is independent and had provided valuable contribution to the Board through her integrity, objectivity and professionalism. Accordingly, the Board approved the proposal for Ms Liu to be re-elected at the forthcoming AGM.
Whether appointment is executive, and if so, the area of responsibility	Executive. Mr Chow is responsible for the design and development ("D&D") as well as purchasing functions of the Group.	Independent Non-Executive Director
Job Title (e.g. Lead ID, AC Chairman, AC Member etc.)	Executive Director	Independent Director, Chairman of Remuneration Committee and Member of Audit and Nominating Committee.
Professional qualifications	Associateship in Mechanical Engineering	<ul style="list-style-type: none"> <li>(i) Master of Laws (LL.M) degree in Tax Law – Erasmus University Rotterdam, Netherlands</li> <li>(ii) Master of Laws (LL.M) degree in Tax Law – University of London</li> <li>(iii) MBA Programme, Finance and Entrepreneurship – INSEAD, Fontainebleau, France CFA</li> <li>(iv) CFA Charterholder, CFA Institute</li> </ul>

# ADDENDUM TO THE ANNUAL REPORT 2025

Name of Person	Chow Kok Kit	Liu Yuen Weai Sandy
<b>Working experience and occupation(s) during the past 10 years</b>	Executive Director of Valuetronics Holdings Limited & subsidiaries	(i) 2023 – Present: CEO, Single Family Office (Singapore) (ii) 2023 – April 2025: Managing Partner (US), Argonautic Ventures, (iii) 2014 – 2022: Co-Head CIO Global IM APAC Wealth Planning and Life Insurance, Global and APAC Management Committee (Singapore), UBS AG, Global Wealth Management, (iv) 2008 – 2014: Vice President, APAC Tax (Hong Kong & Singapore), Morgan Stanley.
<b>Shareholding interest in the listed issuer and its subsidiaries</b>	32,000,361 shares in listed issuer	144,300 shares in listed issuer
<b>Any relationship (including immediate family relationships) with any existing director, existing executive officer, the issuer and/or substantial shareholder of the listed issuer or of any of its principal subsidiaries</b>	Nil	Nil
<b>Conflict of interest (including any competing business)</b>	Nil	Nil
<b>Undertaking (in the format set out in Appendix 7.7) under Rule 720(1) has been submitted to the listed issuer</b>	Yes	Yes
<b>Other Principal Commitments<sup>#</sup> including Directorships</b> <sup>#</sup> "Principal Commitments" has the same meaning as defined in the Code of Corporate Governance of Singapore.		
<b>Past (for the last 5 years)</b>	Nil	1. Co-Head CIO Global IM APAC Wealth Planning and Life Insurance, Global and APAC Management Committees (Singapore) of UBS AG, Global Wealth Management 2. Managing Partner (US) of Argonautic Ventures
<b>Present</b>	Executive Director of Valuetronics Holdings Limited & Group	1. CEO & Director (Singapore) of Single Family Office, 2. Director (Sweden) of DealPotential
<b>Disclose the following matters concerning an appointment of director, chief executive officer, chief financial officer, chief operating officer, general manager or other officer of equivalent rank. If the answer to any question is "yes", full details must be given.</b>		
<b>(a) Whether at any time during the last 10 years, an application or a petition under any bankruptcy law of any jurisdiction was filed against him or against a partnership of which he was a partner at the time when he was a partner or at any time within 2 years from the date he ceased to be a partner?</b>	No	No





# ADDENDUM TO THE ANNUAL REPORT 2025

Name of Person	Chow Kok Kit	Liu Yuen Weai Sandy
(b) Whether at any time during the last 10 years, an application or a petition under any law of any jurisdiction was filed against an entity (not being a partnership) of which he was a director or an equivalent person or a key executive, at the time when he was a director or an equivalent person or a key executive of that entity or at any time within 2 years from the date he ceased to be a director or an equivalent person or a key executive of that entity, for the winding up or dissolution of that entity or, where that entity is the trustee of a business trust, that business trust, on the ground of insolvency?	No	No
(c) Whether there is any unsatisfied judgment against him?	No	No
(d) Whether he has ever been convicted of any offence, in Singapore or elsewhere, involving fraud or dishonesty which is punishable with imprisonment, or has been the subject of any criminal proceedings (including any pending criminal proceedings of which he is aware) for such purpose?	No	No
(e) Whether he has ever been convicted of any offence, in Singapore or elsewhere, involving a breach of any law or regulatory requirement that relates to the securities or futures industry in Singapore or elsewhere, or has been the subject of any criminal proceedings (including any pending criminal proceedings of which he is aware) for such breach?	No	No

# ADDENDUM TO THE ANNUAL REPORT 2025

Name of Person	Chow Kok Kit	Liu Yuen Weai Sandy
(f) Whether at any time during the last 10 years, judgment has been entered against him in any civil proceedings in Singapore or elsewhere involving a breach of any law or regulatory requirement that relates to the securities or futures industry in Singapore or elsewhere, or a finding of fraud, misrepresentation or dishonesty on his part, or he has been the subject of any civil proceedings (including any pending civil proceedings of which he is aware) involving an allegation of fraud, misrepresentation or dishonesty on his part?	No	No
(g) Whether he has ever been convicted in Singapore or elsewhere of any offence in connection with the formation or management of any entity or business trust?	No	No
(h) Whether he has ever been disqualified from acting as a director or an equivalent person of any entity (including the trustee of a business trust), or from taking part directly or indirectly in the management of any entity or business trust?	No	No
(i) Whether he has ever been the subject of any order, judgment or ruling of any court, tribunal or governmental body, permanently or temporarily enjoining him from engaging in any type of business practice or activity?	No	No
(j) Whether he has ever, to his knowledge, been concerned with the management or conduct, in Singapore or elsewhere, of the affairs of:-		
(i) any corporation which has been investigated for a breach of any law or regulatory requirement governing corporations in Singapore or elsewhere; or	No	No



# ADDENDUM TO THE ANNUAL REPORT 2025

Name of Person	Chow Kok Kit	Liu Yuen Weai Sandy
(ii) any entity (not being a corporation) which has been investigated for a breach of any law or regulatory requirement governing such entities in Singapore or elsewhere; or	No	No
(iii) any business trust which has been investigated for a breach of any law or regulatory requirement governing business trusts in Singapore or elsewhere; or	No	No
(iv) any entity or business trust which has been investigated for a breach of any law or regulatory requirement that relates to the securities or futures industry in Singapore or elsewhere, in connection with any matter occurring or arising during that period when he was so concerned with the entity or business trust?	No	No
in connection with any matter occurring or arising during that period when he was so concerned with the entity or business trust?		
(k) Whether he has been the subject of any current or past investigation or disciplinary proceedings, or has been reprimanded or issued any warning, by the Monetary Authority of Singapore or any other regulatory authority, exchange, professional body or government agency, whether in Singapore or elsewhere?	No	No







# CORPORATE INFORMATION

## BOARD OF DIRECTORS

### *Executive*

Tse Chong Hing (Chairman and Managing Director)

Chow Kok Kit

### *Independent Non-Executive*

Liu Chung Mun Wilson (Lead Independent Director)

Stephen Ho ChiMing (Independent Director)

Liu Yuen Weai Sandy (Independent Director)

## AUDIT COMMITTEE

Liu Chung Mun Wilson (Chairman)

Stephen Ho ChiMing

Liu Yuen Weai Sandy

## NOMINATING COMMITTEE

Stephen Ho ChiMing (Chairman)

Liu Chung Mun Wilson

Liu Yuen Weai Sandy

## REMUNERATION COMMITTEE

Liu Yuen Weai Sandy (Chairman)

Stephen Ho ChiMing

Liu Chung Mun Wilson

## COMPANY SECRETARIES

Cheng Lisa

Yoo Loo Ping

Ocorian Services (Bermuda) Limited

## REGISTERED OFFICE

Victoria Place, 5th Floor

31 Victoria Street

Hamilton HM 10

Bermuda

## BUSINESS OFFICE

Unit 9-11, 7/F

Technology Park, 18 On Lai Street

Shatin, New Territories

Hong Kong

Tel: (852) 2790 8278

Fax: (852) 2304 1851

## BERMUDA SHARE REGISTRAR

*Ocorian Management (Bermuda) Limited*

Victoria Place, 5th Floor

31 Victoria Street

Hamilton HM 10

Bermuda

## SINGAPORE SHARE TRANSFER AGENT

*B.A.C.S. Private Limited*

77 Robinson Road

#06-03 Robinson 77

Singapore 068896

## AUDITORS

*PricewaterhouseCoopers LLP*

Public Accountants and Chartered Accountants

7 Straits View, Marina One East Tower Level 12,

Singapore 018936

Partner-in-charge: Yong Zen Yun





VALUETRONICS HOLDINGS LIMITED

Unit 9-11, 7/F Technology Park, No. 18 On Lai Street,  
Shatin, New Territories, Hong Kong

T 852 2790 8278 | F 852 2304 1851

[www.valuetronics.com.hk](http://www.valuetronics.com.hk)