

Accelerating our *Journey to Excellence*

Micro-Mechanics (Holdings) Ltd

1QFY2025 financial results presentation

30 October 2024





Table of Contents

03 – Operational update

05 – Financial highlights

11 – Outlook & summary





MICRO-MECHANICS

Operational update

Operational update

Progressing on our key focus areas from FY2024



Sustaining positive momentum from MMUS¹ restructuring

- Uplift in core operating performance at MMUS with rebound in orders and continued cost optimisation



Advancing 'Five-Star Factory' initiative for sustainable success

- Continuing to improve efficiency of both operations and people to accelerate excellence across the Group

¹ USA subsidiary of Micro-Mechanics



A photograph of a modern, multi-story industrial building with a curved facade and large glass windows. The building is surrounded by palm trees and other tropical vegetation. A paved road with yellow markings leads towards the building. In the foreground, there is a white wall with the Micro-Mechanics logo and name. The sky is clear and blue.

Financial highlights

1QFY2025 highlights

Continued positive momentum in sales recovery

Group revenue

S\$16.2m

+2.5% yoy
+8.8% qoq

EBITDA & EBITDA margin

S\$5.8m

+5.2% yoy

35.7%

+0.9 ppt yoy

ROE & net profit

17.2%¹

S\$3.1M

+14.0% yoy

Cash and bank balances

S\$19.3m

S\$16.6m
30 Jun 2024

Net cash with no borrowings

CAPEX (consolidated)

S\$610k

3.8%
of 1QFY2025 sales

Net cash from operations

S\$4.1m

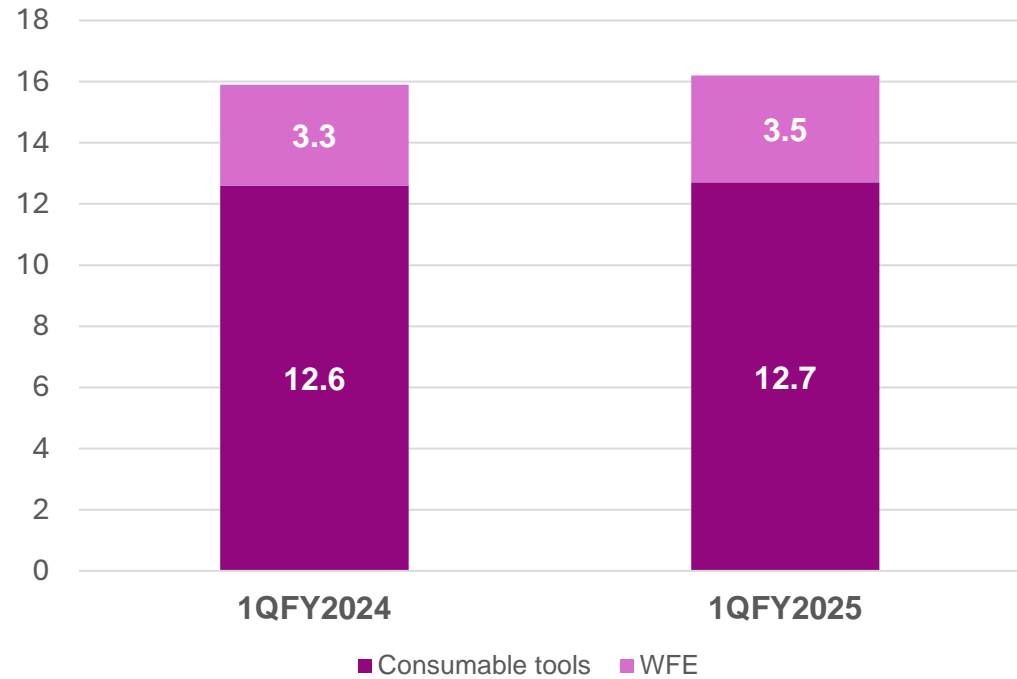
S\$3.6m
1QFY2024

¹ Return on equity on trailing 12-month basis.

Increased revenue across business segments

Orders rebounding in tandem with improved product mix

Group revenue
(S\$m)



1QFY2025

S\$16.2m

+2.5% yoy (1QFY2024:S\$15.9m)

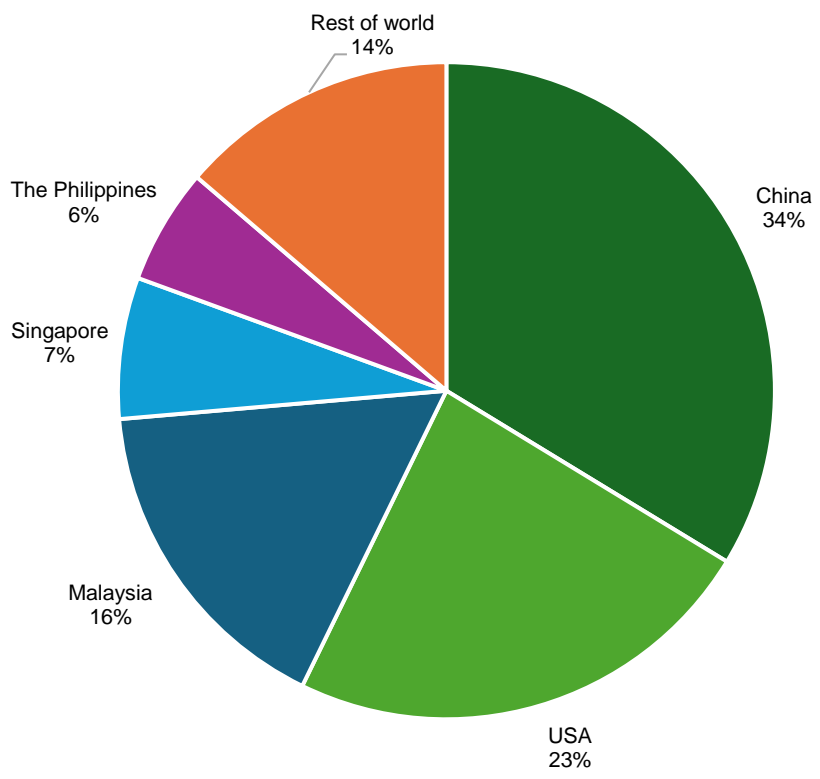
+8.8% qoq (4QFY2024:S\$14.9m)

- Third consecutive quarter of revenue increase
- Rebound in orders particularly in WFE fabrication, with WFE segment turning profitable with PBT of S\$213k
- Customers at both front and back-end of semiconductor value chain, with consumable tools making up 78.4% of Group revenue

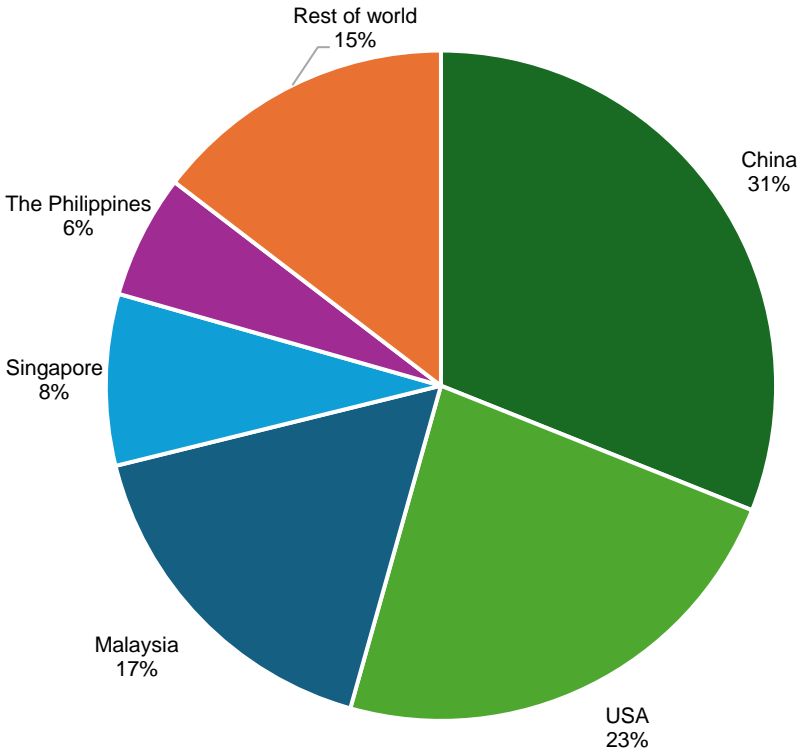
Geographical diversification of revenue

USA and Singapore beneficiaries of growth in WFE and consumables segment

1QFY2024



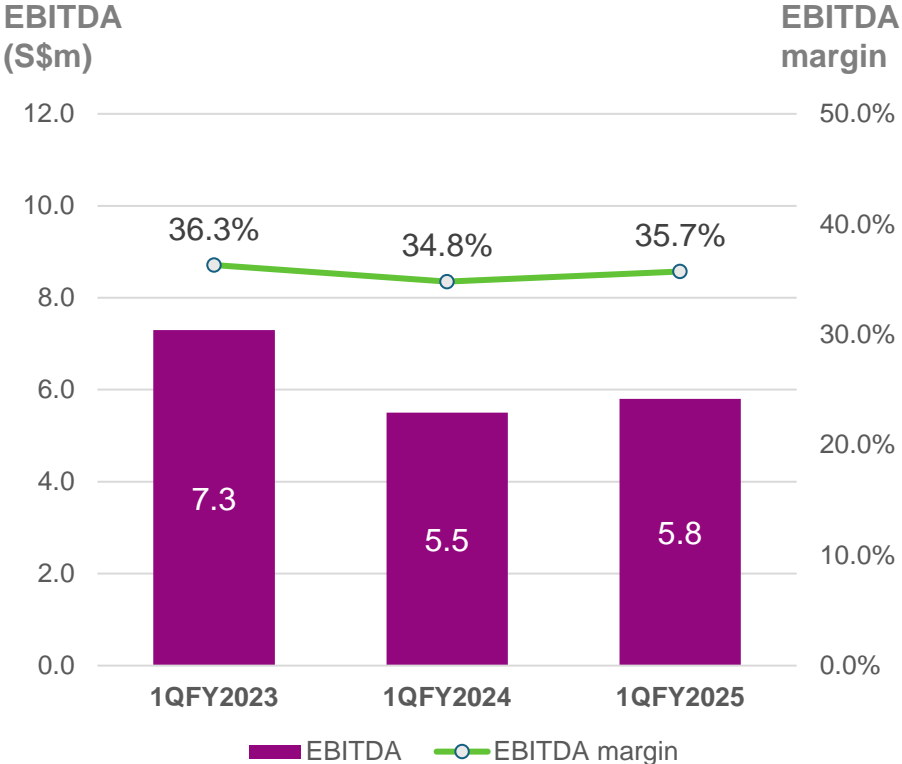
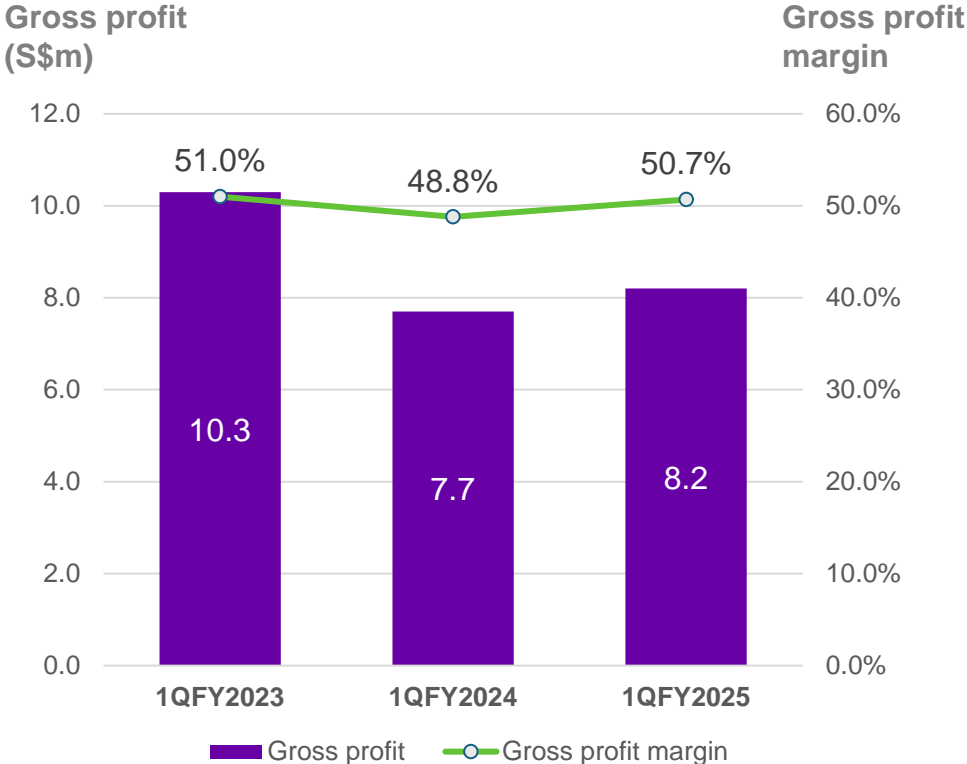
1QFY2025



Revenue from top four markets			
	1QFY2024 S\$m	1QFY2025 S\$m	% change
China	5.3	5.0	(4.9%)
USA	3.7	3.8	2.2%
Malaysia	2.6	2.7	5.7%
Singapore	1.1	1.3	19.6%

Resilient gross profit margin

Supported by improved operating leverage and focus on higher-value work



Resilient financial position

Anchored by disciplined cost and capital management

		As of 30 Jun 2024	As of 30 Sep 2024
Cash	Cash and bank balances	S\$16.6M	S\$19.3M
Gearing	Total borrowings	NIL	NIL
Trade receivables	Trade Receivables (Outstanding > 90days) / (Total trade receivables) Bad debt expenses	S\$10.8M S\$3.7K S\$3.9K	S\$11.3M S\$10K NIL
Inventory	Inventory Inventory / Sales Inventory write-off	S\$3.9M 6.7% S\$214K	S\$4.1M 6.3% S\$99K
Net asset value	NAV per ordinary share (cents)	33.14	35.15
Equity	Shareholders' equity	S\$46.1M	S\$48.9M



美科精微机械(苏州)有限公司

8A

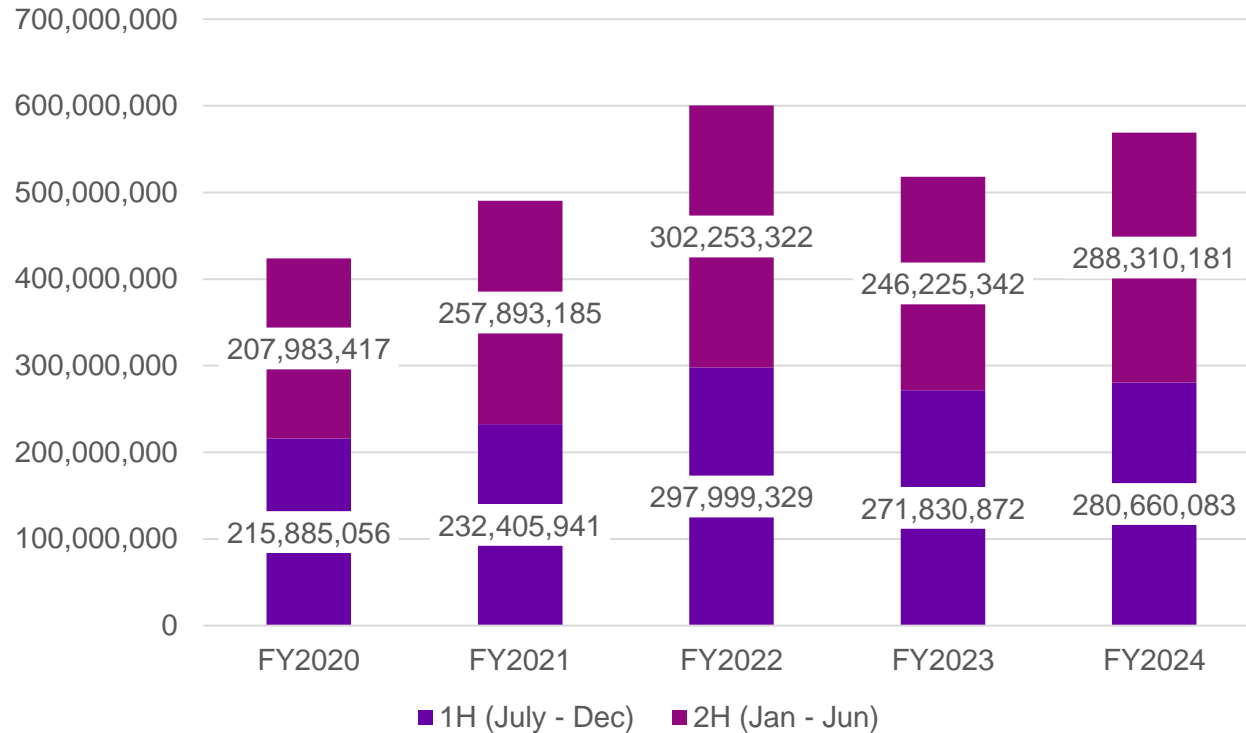
Outlook & summary

 MICRO-MECHANICS

Encouraging sector performance and outlook

The industry is in the advanced stages of rebalancing inventory and production

Worldwide semiconductor revenue in US\$



Source: 36 Years WSTS Blue Book Data

Sector revenue FY2024

US\$568.97b

FY2023
+9.8%

Sales forecast for end 2024

US\$611b 

Supported by uptick in demand for consumer electronics as well as rebound in orders in the WFE market

Source: WSTS

Outlook for rest of FY2025

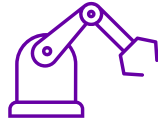
Strengthening the foundations for sustained earnings recovery

Target to be leading *Next Generation Supplier* of high precision tools and parts used in process-critical applications for the wafer-fabrication and assembly processes of the semiconductor industry



Sustaining turnaround and returning MMUS to profitability

- Continued restructuring of processes to reduce costs
- Sharpen engineering focus to four main product areas for the WFE sector to develop a compelling and competitive differentiation which allows product mix and price optimisation



Continuing execution of “Five-Star Factory” initiative

- Continuing to strengthen the five pillars of excellence to achieve sustained success



Prioritising disciplined capital management and good governance

- Maintaining the Group’s track record of financial discipline by maintaining zero bank borrowings, steady dividends and investing activities
- Keeping good governance as the cornerstone of all business practices, as a means to protect shareholder value

Safe Harbour for Forward-Looking Statements

This presentation contains certain statements that are not statements of historical fact, i.e. forward-looking statements. Investors can identify some of these statements by forward-looking items such as 'expect', 'believe', 'plan', 'intend', 'estimate', 'anticipate', 'may', 'will', 'would', and 'could' or similar words. However, you should note that these words are not the exclusive means of identifying forward-looking statements. These forward-looking statements are based on current expectations, projections and assumptions about future events.

Although Micro-Mechanics (Holdings) Ltd. believes that these expectations, projections, and assumptions are reasonable, these forward-looking statements are subject to the risks (whether known or unknown), uncertainties and assumptions about Micro-Mechanics (Holdings) Ltd. and its business operations. Some of the key factors that could cause such differences are, among others, the following:

- changes in the political, social and economic conditions and regulatory environment in the jurisdictions where we conduct business or expect to conduct business;
- the risk that we may be unable to realise our anticipated growth strategies and expected internal growth;
- changes in and new developments in technologies and trends;
- changes in currency exchange rates;
- changes in customer preferences and needs;
- changes in competitive conditions in the semiconductor industry and our ability to compete under these conditions;
- changes in pricing for our products; and
- changes in our future capital needs and the availability of financing and capital to fund these needs.

Given these risks, uncertainties and assumptions, the forward-looking events referred to in this presentation may not occur and actual results may differ materially from those expressly or impliedly anticipated in these forward-looking statements. Investors are advised not to place undue reliance on these forward-looking statements. Investors should assume that the information in this presentation is accurate only as of the date it is issued. Micro-Mechanics (Holdings) Ltd.'s business, financial conditions, results of operations and prospects may have changed since that day. Micro-Mechanics (Holdings) Ltd. has no obligation to update or revise any forward-looking statement, whether as a result of new information, future events or otherwise, except as required by law.

Thank you

For more information, please contact investor relations at micro-mechanics@teneo.com

