



Atlantic Navigation
Holdings (Singapore) Limited

ANNUAL REPORT 2016



Envision Transform
Progress

Contents

01	Corporate Profile
02	Chairman's Statement
06	Board of Directors
08	Executive Officers
09	Group Financial Highlights
10	Operational Review
12	Group Structure
13	Corporate Governance Report
27	Directors' Statement
33	Independent Auditor's Report
39	Consolidated Statement of Comprehensive Income
40	Balance Sheets
41	Statements of Changes in Equity
43	Consolidated Cash Flow Statement
45	Notes to the Financial Statements
97	Statistics of Shareholdings
99	Notice of Annual General Meeting Proxy Form Corporate Information



This annual report has been prepared by the Company and its contents have been reviewed by the Company's sponsor, SAC Advisors Private Limited (the "Sponsor"), for compliance with the relevant rules of the Singapore Exchange Securities Trading Limited (the "Exchange").

The Sponsor has not independently verified the contents of this annual report. This annual report has not been examined or approved by the Exchange and the Exchange assumes no responsibility for the contents of this annual report, including the correctness of any of the statements or opinions made or reports contained in this annual report.

The details of the contact person for the Sponsor is Ms Lee Khai Yinn at 1 Robinson Road, #21-02, AIA Tower Singapore 048542, Tel: (65) 6532 3829. SAC Capital Private Limited is the parent company of SAC Advisors Private Limited.

Corporate Profile

Atlantic Navigation Holdings (Singapore) Limited (the “**Company**” and together with its subsidiaries, the “**Group**”) is listed on Catalist board of the Singapore Exchange Securities Trading Limited (“**SGX-ST**”).

The Group’s business activities started in 1997 when Atlantic Maritime Services LLC was incorporated in Dubai, United Arab Emirates (“**UAE**”), to provide ship repair, fabrication and other marine services to ship owners in the UAE region. It has since evolved from a ship repair, fabrication and other marine services provider to a ship owner and integrated offshore service provider.

As an integrated offshore service provider, we operate out of the UAE and in Malaysia, serving primarily customers in the Middle East, ASEAN region and Africa. We operate through our subsidiaries, namely Atlantic Maritime Group FZE (based in Hamriyah Free Zone, Sharjah, UAE) and Atlantic Ship Management LLC (based in Abu Dhabi, UAE) and through our associate company, Astra Offshore Sdn. Bhd. (based in Kuala Lumpur, Malaysia).

We have two operating divisions, vertically integrated to provide a one-stop solution to our customers:-

MARINE LOGISTICS SERVICES (“MLS”)

Our MLS division provides ship chartering and technical management, principally for the offshore oil and gas as well as marine construction industries in the Middle East, India and Africa. Our marine logistics services are supported by our owned operating fleet of 19 vessels, which comprise a variety of AHT, AHTS, liftboats (jack-up accommodation crane barges, barges), tugs vessels and supply vessels, in addition to the vessels from our exclusively managed fleet. We also cross-charter vessels from third parties to serve the specific needs of our customers.

In relation to the oil and gas industry, we provide services supporting different phases of the exploration, construction and development, production and post-production of offshore oil and gas.

SHIP REPAIR, FABRICATION AND OTHER MARINE SERVICES (“SRM”)

Our SRM division provides a afloat and drydock repair and maintenance services (supported by the workshop facilities at our premises at Hamriyah Free Zone) to customers in the shipping industry and for vessels utilised in our marine logistics services. Our SRM division also provides steel fabrication works for the ship repairs industry including mobile drilling rigs.

OUR CUSTOMERS

Over the years, our dedicated services has enabled us to establish strong and stable relationships with various leading oil companies, contractors, survey companies, ship owners, ship yards and charterers in the region. We are a pre-qualified marine support and service provider to national oil and gas companies, oil majors and other clients in the offshore oil and gas sectors such as Abu Dhabi Marine Operating Company (ADMA-OPCO), Saudi Aramco, Qatar Gas, Qatar Petroleum, Bunduq Oil Company, Zakum Development Company (ZADCO), Hyundai Heavy Industries (HHI), Hyundai Design Engineering and Construction (HDEC), Ras Gas, Snamprogetti Saudi Arabia, J Ray McDermott M.E Inc., NPCC, ALE Heavylift, BGP Arabia Co. Ltd, Larsen & Toubro Limited, Maersk Oil, and Smit-Lamnalco.



Chairman's Statement



Dear Valued Shareholders

The steep decline in oil price since 2014 has taken a hard toll on the offshore market in general. Thanks to the high level of offshore activities in the Middle East which is our primary operating market we were able to ride through the industry storm in 2015 without significant effect on our performance. The full impact was however manifested in 2016 as National Oil Companies in the region embarked on austere measures of cost cutting which coupled to the sudden influx of vessels from other regions culminated in a drastic drop in charter rates and utilization of our fleet.







Subsequent modest recovery in oil price from below US\$30/barrel to about US\$50/barrel during the year helped to somewhat stimulate reactivation of offshore projects previously put on hold and stabilize charter rates. It is expected that rates will continue to remain low mainly due to overcapacity but will start to improve when offshore activities in other regions pick up and excess tonnages are re-deployed back to where they came from. This prolonged market disruption had wreaked havoc in the Singapore's marine and offshore sector and our performance, like many of our peer companies, had been negatively affected.

Against this very difficult operating environment, our Group finished the year with a substantially lower revenue level, and its first loss since its listing in 2012.

FINANCIAL PERFORMANCE

Group revenue for FY2016 decreased by 40.1% to US\$29.8 million, gross profit was substantially lower by 75.9% to US\$5.3 million in FY2016 as compared to FY2015, with gross profit margin decreasing by 26.4 percentage points to 17.7% in FY2016 as compared to 44.1% in FY2015.

Revenue from our MLS division was US\$26.8 million or 43.3% lower as compared to FY2015. The revenue level was lower in spite of nine months' revenue contributions from one new vessel, which was added to our fleet in Q1FY2016 due to lower day charter rate ("DCR") and utilization. Revenue from our SRM division increased from

US\$2.5 million in FY2015 to US\$3.0 million in FY2016 due to higher level of repairs work undertaken on third party vessels in FY2016.

Our Group realized a net loss of US\$11.3 million in FY2016, as compared to a net profit of US\$14.1 million in FY2015. This was a result of lower gross profit, and higher administrative expenses, finance cost and other expenses. Other expenses increased by US\$7.8 million to US\$8.2 million in FY2016 from US\$0.4 million in FY2015 due to a US\$7.6 million impairment of vessels and rescission of a shipbuilding contract, and US\$0.6 million impairment of the Group's investment in and loan to an associate. Other income increased by US\$0.1 million to US\$0.2 million in FY2016.

Our Group's operations generated a lower positive operating cash flow before changes in working capital of US\$6.3 million in FY2016 as compared to US\$20.9 million in FY2015. Our Group ended FY2016 with a lower cash position of US\$0.9 million, and our net gearing ratio increased to 52.0% as compared to 23.6% in FY2015.

OUTLOOK AND STRATEGY

Plunging oil price and the slowdown in the global economy had hit our sector hard and put pressure on our business. We expect these conditions to persist this year. While the level of offshore production activities in the Middle East (which is our primary market) has not dropped significantly, exploration and certain new field development programs have been put on hold. We expect charter rates in our region to remain competitive but our fleet utilization to improve due

Chairman's Statement

to the deployment of vessels to support firm contracts secured by the Group.

The Group expects that with a combination of a number of vessels in our fleet coming off charter in Q4FY2016, and the longer lead time to secure new charters for these vessels and at more competitive rates to contribute negatively to Q1FY2017 results. The Group expect results to improve from Q2FY2017 to Q4FY2017 due to the planned deployment of our lift boat, the Maintainer I, in Q2FY2017 on a firm one-year charter with two one-year extension and the planned deployment of seven new vessels on a firm five-year charter with a two-year extension in Q3FY2017.

On 4 January 2016, the Group entered into a convertible loan agreement ("CLA") with SCF-VIII, L.P. ("SCF") pursuant to which SCF has extended to the Company a loan of US\$13.0 million, convertible into new ordinary shares (the "Conversion Shares") in the capital of the Company on the terms and subject to the conditions of the CLA. On the 4 January 2017, the Group entered into a Second Supplemental Agreement ("2SSA") to further amend, revise and vary the terms of the CLA, as amended by the First Supplemental Agreement.

The 2SSA is entered into to support the Group's working capital requirement for FY2017 and provides relief to its additional funding requirement in FY2017 for the acquisition of seven new vessels to support firm contracts secured by the Group.

The Group had been working on the cancellation of, and had received a notice of rescission from the ship builder, for a ship building contract for a self-propelled self-elevating lift boats committed under a shipbuilding agreement in FY2014 which was expected to be delivered in the first half of 2017. The Group had provided for a write off of US\$5.3 million arising from the rescission of the shipbuilding contract.

The Company has been working with one of its principal banker to reschedule substantially all of its loans and credit facilities ("Loan Facilities") with the bank. On 5 April 2017, the Company received supplemental letters of offer to vary and extend the repayment terms of its loan and credit facilities balance as at 31 December 2016 with the bank amounting to US\$48.9 million. The Company has accepted and implemented the revised terms and conditions for these loan and credit facilities on 11 April 2017.

Under the current environment, the Group expects continuing competitive pressure on charter rates due to the influx of excess tonnages from other more adversely affected regions into the Middle East. The Group will align itself to this new reality and focus on maintaining and protecting its high level of utilization of its existing

fleet and securing employment for its new vessels, at competitive market rates. We will continue to propagate the cost control program that we had undertaken without sacrificing operational efficiency or service level. In spite of market difficulties, we continue to have good tractions in securing new businesses with existing and new clients. We will need to evaluate our capital structure to ensure that we will be able to undertake these new businesses and meet all our obligations thereof.

DIVIDENDS AND PAYOUT

No dividend had been declared or recommended for FY2016.

WORDS OF APPRECIATION

Last but not least, I would like to express my sincere appreciation to the members of our Board, management and staff for their commitment, efforts and contributions in assisting our Group to manage and steer through a very challenging 2016. My thanks also go to all our clients, advisors, partners, suppliers, stakeholders and shareholders for their unwavering support and confidence in our Group.

Mr Wong Siew Cheong

Executive Chairman and Chief Executive Officer



Board of Directors

Mr Wong Siew Cheong

Executive Chairman and Chief Executive Officer

Mr Wong was appointed to the Board on 31 July 2012 and is responsible for the strategic planning and development of the Group's business and spearheading the expansion and growth of the Group. Mr Wong is the founder of the Group and has more than thirty years of experience in the marine chartering and shipbuilding, repair, fabrication and maintenance business. Prior to establishing the Group, Mr Wong served as general manager of Selat Marine Service Co. Ltd. from 1991 to 1996, where he was responsible for the overall marketing, technical management and operations of their offshore vessels. Prior to joining Selat Marine Service Co. Ltd., Mr Wong was the shipyard manager at Marine Engineering Services Co (LLC) in Sharjah, UAE, where he was in charge of running the shipyard's operations and expansion program. Mr Wong had also worked with Qubaiai Int'l Est. Abu Dhabi, and the Keppel Group in Singapore.

Mr Wong graduated with a bachelor of Mechanical Engineering from the University of Singapore in 1977.

Age:	64
Date of last election:	Not applicable as pursuant to Article 85, a Chief Executive Officer (or any Director holding an equivalent position) shall not be subject to retirement by rotation.

Mr Tong Choo Cherng

Executive Director (Finance)

Mr Tong was appointed to the Board on 31 July 2012 and is responsible for overall financial management and administrative management of the Group. Prior to joining the Group, Mr Tong was, until November 2011, a senior consultant to the chief executive officer of the Hi-P International Ltd., a company listed on the Mainboard of the SGX-ST, where he had sat on the board as an independent director and as a member of its audit committee from March 2010 to August 2010. Mr Tong had also served as chief executive officer and executive director of mDR Limited, a company listed on the Mainboard of the SGX-ST from 2005 to 2010, and had worked in various senior management positions with Flextronics International Ltd., JIT Limited, Thomson Consumer Electronics Marketing Asia Pte. Ltd., United Circuits (HK) Ltd, United Greatwall (China) Ltd. and Motorola Electronics Pte Ltd.

Mr Tong graduated from the South West London College, faculty of Accountancy in 1977, and is a certified accountant under the Chartered Association of Certified Accountants (UK).

Age:	63
Date of last election:	28 April 2016

Mr Lee Kah Hoo

Lead Independent Director

Mr Lee was appointed to the Board on 22 August 2011 as an Independent Director, Chairman of the Remuneration Committee, and member of the Nominating Committee and Audit Committee. On 31 July 2012, Mr Lee was re-designated as Lead Independent Director of the Group and Chairman of Nominating Committee, and member of Remuneration Committee and Audit Committee. Between 2010 and 2011, Mr Lee was the acting president and senior advisor of VPD Group, a Vietnamese corporation based in Ho Chi Minh City. Prior to 2010, Mr Lee was with mDR Limited, Singapore Kinetics Ltd, Charter Industries Group and Sembawang Corporation where he held various senior positions. He is currently retired.

Mr Lee holds a degree in mechanical engineering from the University of Singapore, a diploma in management studies from the Singapore Institute of Management and had attended the Program for Management Development at the Harvard Business School.

Age:	63
Date of last election:	29 April 2015

Mr Goh Boon Chye

Independent Director

Mr Goh was appointed to the Board on 31 July 2012. Mr Goh is currently the managing director of MG Capital (Asia) Limited. He was an independent director of MS Holdings Limited and had stepped down on 10 March 2017. Prior to this, Mr Goh held various positions in KS Energy Limited, a company listed in the Mainboard of SGX-ST between 1999 to 2010, including chief financial officer, executive director, chief operating officer, chief business development officer and managing director where his duties mainly involved overseeing financial, accounting and internal control matters. Prior to that, Mr Goh was the managing director of Ampwatts Electric Pte Ltd, and had worked in Motorola Electronics Pte Ltd, KBC Group, Malaysia, Parker Hannifin Singapore Pte Ltd and Arthur Anderson & Company.

Mr Goh graduated from the National University of Singapore with a Bachelor of Accountancy, and is a fellow of the Institute of Singapore Chartered Accountants. He also holds a Masters in business Administration from Oklahoma City University.

Age:	64
Date of last election:	29 April 2015



From Left to Right: Mr Andrew L. Waite, Mr Tong Choo Cherng, Mr Wong Siew Cheong, Mr Lee Kah Hoo, Mr Goh Boon Chye, Mr Eu Lee Koon

Mr Eu Lee Koon

Independent Director

Mr Eu was appointed to the Board on 31 July 2012. He was the Chief Executive of Officer of Sharjah Asset Management LLC, the investment holding company of the Government of Sharjah in the UAE from January 2012 to July 2014, where he was responsible for strategic developments and directing all investment activities. Prior to that, he was the director of investments at the finance department of the Government of Sharjah from July 2008 to December 2011. He had also worked in GIC Special Investments Private Limited, Myanmar Capital Management Pte Ltd, Aia-Walden Management Pte Ltd, ST Aerospace Ltd. and the Ministry of Defence, Singapore.

Mr Eu graduated with a Bachelor of Engineering from the National University of Singapore and holds a Master of Business Administration from the same university in 1992.

Age:	57
Date of last election:	28 April 2016

Andrew L. Waite

Non-Executive Non-Independent Director

Mr. Waite ("Andy") was appointed to the Board on 28 January 2016. Andy began a 30 years career in energy after earning a Bachelor of Science with First Class Honours in Civil Engineering from England's Loughborough University of Technology and a Master in Environmental Engineering Science from California Institute of Technology (Caltech). He worked with the Royal Dutch/Shell Group in a variety of technical and operating roles for companies in the Netherlands, Egypt, U.S. and Norway. Andy then attended Harvard Business School, where he earned a Master in Business Administration with High Distinction and was elected a Baker Scholar. He served

as vice president of Simmons & Company International before joining SCF Partners in 1995. He is currently co-president of SCF Partners and L.E. Simmons & Associates, Incorporated.

Andy leads SCF Partners' efforts to develop investments with international exposure as well as being responsible for a number of investments with a downhole focus. He currently serves on the Board of Forum Energy Technologies, Inc. (NYSE: FET), Nine Energy Service, Inc., Centurion Acquisitions Limited, CDK Perforating Holdings, Inc., Shelf Subsea Pty. Ltd. and Vautron Holdings Pty. Ltd.

Andy is committed to playing a role in the community. He serves as Director of Making It Better, which focus on serving at-risk children in low income neighborhoods. He is also on the Board of and is former chairman of Family Services Foundation of Greater Houston. Andy also serves on the board of trustees for the Houston Museum of Natural Science, the Greater Houston Partnership and is former vice president of the board of the Harvard Business School Alumni Association.

Age:	56
Date of last election:	28 April 2016

Executive Officers

Mr Mohammad Reza Sadeghi

Chief Operating Officer

Mr Sadeghi is the Group's Chief Operating Officer, and is responsible for the day-to-day operations of the Group. Prior to joining the Group, Mr Sadeghi was a technical operation manager of the AQUA Group in Dubai, and between 1999 and 2001, Mr Sadeghi was a technical operation manager of Irano-Hind Shipping Co., a joint venture between Islamic Republic of Iran Shipping Lines Co ("IRISL") and Shipping Corporation of India. Mr Sadeghi had also held various technical and managerial roles in IRISL, including responsibility for new vessels in IRISL's Guangzhou shipyard from 1985 to 1999.

Mr Sadeghi graduated with a Bachelor of Science in Marine Engineering in 1985 from the Marine Engineering College of Calcutta, India.

Mr Wong Sek Pun

Commercial Director (MLS Division)

Mr Wong is the Group's Commercial Director and is responsible for the sales, business development and management of clients for the Group's MLS segment. Mr Wong joined the Group as the Business Development Manager of the Group's MLS segment in 2011 and was re-designated as Commercial Director (MLS division) in January 2015 to focus on the Group's sales and marketing activities. Prior to joining the Group, Mr Wong was a manager of communications and design for TransGrid Australia from 2002 to 2011. Mr Wong had also held various managerial and engineering positions in PowerTel Australia, Binariang Malaysia, and Cable & Wireless Optus Pty Ltd Australia from 1994 to 2001.

Mr Wong graduated with a bachelor of Electrical Engineering from Sydney University in 1994 and a Master of Business Administration from Deakin University in 2000.

Mr Wong is the nephew of the Group's Executive Chairman and CEO, Mr Wong Siew Cheong.

Mr Zamirul Hassan Bayezid

Group Finance Manager

Mr Bayezid joined the Group in 2002 and is the Group's Finance Manager. He is responsible for assisting the Group's Executive Director (Finance), Mr Tong Choo Cherng, in managing the Group's accounting and finance functions, including the development and implementation of financial policies. Prior to joining the Group, Mr Bayezid was an independent financial controller cum functional accounting consultant to various companies based in the UAE. He had also previously worked in accounting and/or internal auditing positions for Farnek Service LLC, Arab Supply and Trading Corporation, Tabuk, Saudi Arabia, Anjuman Engineering College, Bhatkal, Karnataka, India, Fastrade International, Dubai and Gulf Furnishing Establishment, Dubai.

Mr Bayezid graduated with a Bachelor of Commerce from Bangalore University, India in 1979.

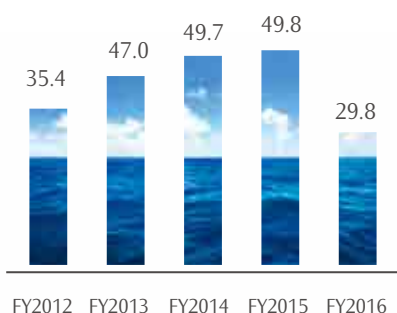


Group Financial Highlights

GROUP REVENUE

(US\$ million)

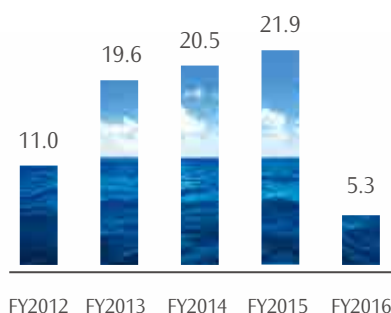
40.1% decrease from US\$49.8 million in FY2015 to US\$29.8 million in FY2016.



GROUP GROSS PROFIT

(US\$ million)

75.9% decrease from US\$21.9 million in FY2015 to US\$5.3 million in FY2016.



NET PROFIT AFTER TAX

(US\$ million)

Decreased from a profit of US\$14.1 million in FY2015 to a loss of US\$11.4 million, which includes US\$8.2 million of impairments and write-offs in FY2016.



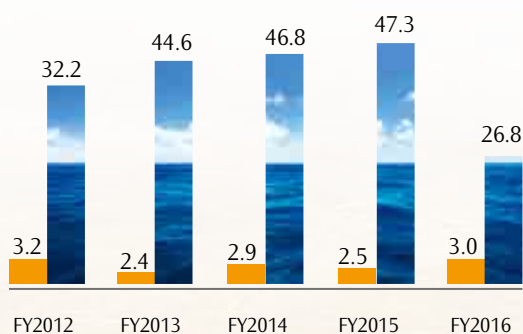
This include non-recurring listing expenses of US\$5.4 million relating to the reverse acquisition in FY2012

REVENUE BY SEGMENTS

(US\$ million)

Revenue for the MLS division decreased by US\$20.5 million or 43.3% in FY2016.

Revenue for the SRM division increased by US\$0.5 million or 21.8% in FY2016.

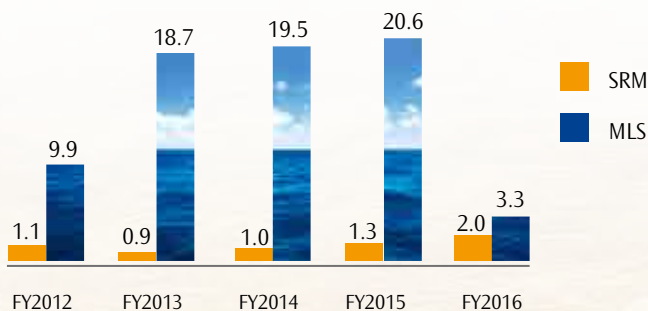


GROSS PROFIT BY SEGMENTS

(US\$ million)

Gross profit for the MLS division decreased by US\$17.3 million or 84.0% in FY2016.

Gross profit for the SRM division increased by US\$0.7 million or 53.5% in FY2016.



FINANCIAL INDICATORS

FINANCIAL INDICATORS	FY2012	FY2013	FY2014	FY2015	FY2016
BASIC EARNINGS / (LOSS) PER SHARE (US\$ CENTS)	0.25	4.98	5.14	5.39	(4.4)
DILUTED EARNINGS / (LOSS) PER SHARE (US\$ CENTS)	0.25	4.98	5.07	5.30	(4.4)
NET ASSET VALUE PER SHARE (US\$ CENTS)	22.3	27.3	32.0	36.9	32.6
RETURN ON SHAREHOLDERS' EQUITY	1.1%	18.2%	16.0%	14.6%	(6.3%)
RETURN ON TOTAL ASSETS	0.7%	12.9%	11.0%	10.8%	(13.3%)
NET GEARING	31.4%	23.1%	27.7%	23.6%	52.0%

Operational Review



FINANCIAL PERFORMANCE

The Group's revenue of US\$29.8 million in FY2016 was US\$20.0 million or 40.1% lower than FY2015. Against a backdrop of lower daily charter rate ("DCR") and utilization, our MLS division posted a decrease of US\$20.5 million in revenue as compared to FY2015. In FY2016, revenue from our SRM division increased by US\$0.5 million or 21.8% as compared to FY2015, mainly due to higher level of third party repair works undertaken for the year.

Gross profit decreased by US\$16.6 million or 75.9% to US\$5.3 million in FY2016. Our MLS division accounted for US\$17.3 million of the decrease whilst gross profit for our SRM division increased by US\$0.7 million as compared to FY2016.

Overall gross profit margin ("GPM") was substantially lower at 17.7% in FY2016 as compared to 44.1% in FY2015, with our MLS division posting a GPM of 12.3% and our SRM division posting a GPM of 65.9% in FY2016, versus 43.7% and 52.3% respectively in FY2015.

Other income in FY2016 of US\$0.2 million mainly comprised of marine insurance claim and gain from sale of obsolete tools and machinery.

Administrative expenses increased by US\$0.6 million or 9.8% in FY2016 as compared to FY2015 mainly due to a US\$1.3 million allowance for doubtful debts, impairment loss on amount due from associate of US\$0.1 million partially offset by an aggregate of US\$0.7 million decrease in bonus to executive directors, staff salaries and ESOS expenses.

Finance costs in FY2016 increased by US\$0.5 million or 35.6% from US\$1.3 million in FY2015 to US\$1.8 million in FY2016 due to higher level of borrowings for the acquisition of two new vessels.

Other expenses increased by US\$7.8 million in FY2016 as compared to FY2015 mainly due to: (a) write-off of property, vessels and equipment of US\$5.3 million resulting from the rescission of a ship building contract; (b) impairment loss on property, vessels and equipment of US\$2.3 million; and (c) impairment of investment in associate of US\$0.5 million.

In view of the above, the Group recorded a loss before tax of US\$11.3 million in FY2016.

FINANCIAL POSITION

Non-current assets increased by US\$56.2 million, from US\$109.5 million as at 31 December 2015 to US\$165.7 million as at 31 December 2016. The increase was primarily due to: (a) additions of US\$69.9 million of new assets comprising vessels, capital-work-progress relating to new vessels, upgrading of existing vessel and capitalization of non-current portion of dry-docking expenses; (b) an increase in the non-current portion of prepayments of US\$0.2 million; and (c) reclassification of US\$0.5 million from vessels held for sales partially offset by depreciation charge of US\$6.2 million, a write-off of vessels of US\$5.3 million, an impairment loss on vessels of US\$2.3 million and an impairment of US\$0.5 million in investment in an associate.

Current assets decreased by US\$7.2 million, from US\$21.0 million as at 31 December 2015 to US\$13.8 million as at 31 December 2016. This was mainly due to a decrease in cash and cash equivalents of US\$2.7 million, a decrease in trade and other receivables of US\$4.8 million and a decrease in vessels held for sale of US\$0.5 million, partially offset by an increase in prepayments of US\$0.6 million and an increase in inventories of US\$0.1 million and bank deposits pledged of US\$0.1 million.

Non-current liabilities increased by US\$29.7 million, from US\$11.2 million as at 31 December 2015 to US\$40.9 million as at 31 December 2016. This was mainly due to addition of new borrowings allocation in non-current portion by US\$39.7 million, partially offset by repayment portion of US\$10.0 million.

Current liabilities increased by US\$30.3 million, from US\$23.2 million as at 31 December 2015 to US\$53.5 million as at 31 December 2016, primarily due to addition of new borrowings (current) of US\$22.7 million, an increase in trade and other payables by US\$7.9 million, an increase in other liabilities of US\$0.7 million and bank overdraft of US\$0.6 million, partially offset by repayment of bank borrowings of US\$1.6 million. The increase in trade and other payables include US\$3.0 million of deferred payment for a newly acquired vessel.

Net current liabilities increased by US\$37.5 million from US\$2.2 million as at 31 December 2015 to US\$39.7 million as at 31 December 2016 as a result of an increase in current liabilities of US\$30.3 million and a decrease in current assets of US\$7.2 million.

The Group is working on various options to strengthen its balance sheet and improve its cash flow position. These options include but not limited to potential disposal of older vessels and assets held for sales, additional bank facilities, various short-term working capital funding and various long-term funding options for new builds to be delivered in third quarter of 2017. These options, if materialize, may, in addition to addressing its existing net current liabilities position, provide additional resources for new projects that the Group is working on. On 11 April 2017, the Group completed a rescheduling of US\$48.9 million of loans and credit facilities with one of its principal banker.

The Group had received a notice of rescission from the shipyard relating to the ship building contract committed in 2014 and have written off its deposit and interest capitalised of US\$5.3 million under the contract. The Group had on 4 January 2017 executed a second supplemental agreement relating to a convertible loan of US\$13.0 million secured on 4 January 2016 (the "Convertible Loan") and had re-scheduled the repayment of the Convertible Loan to 3 January 2019, in the event that no conversion notice has been issued prior to such date.

LIQUIDITY AND CAPITAL RESOURCES

Net cash flows generated from operating activities amounted to US\$10.6 million in FY2016. This was mainly due to operating cash flows before changes in working capital of US\$6.3 million, an increase in trade and other payables of US\$5.6 million, a decrease in trade and other receivables of US\$3.4 million, an increase in other liabilities of US\$0.7 million, partially offset by an increase in prepayments of US\$0.8 million, interest paid during the year of US\$4.4 million, an increase in inventories of US\$0.2 million and an increase in income tax paid of US\$0.1 million.

Net cash flows used in investing activities amounted to US\$66.8 million in FY2016. This was mainly due to investment in new vessels of US\$66.9 million, partially offset by proceeds from disposal of obsolete assets of US\$0.1 million.

Net cash flows generated from financing activities of US\$52.9 million in FY2016 was a result of bank borrowings of US\$62.4 million for the acquisition of 2 new vessels, loan from a shareholder of US\$2.3 million, partially offset by repayment of term loan of US\$11.6 million and an increase in bank deposits pledge of US\$0.1 million.

OUTLOOK

The Group continues to be cautious with its fleet upgrade and expansion program given the continuing uncertainties in the oil and gas sector caused by the decline in oil price. The Group will continue to review specific opportunities within its core market in the Middle East where offshore energy and production levels are being maintained.

The Group signed shipbuilding agreements totalling US\$45.0 million in June 2016 for seven new vessels to support firm charters awarded to the Group by a Middle Eastern National Oil Company ("NOC") to support the NOC's operations in the Arabian Gulf as announced in May 2016. Two of the vessels to be provided under the contract to the NOC had been mobilized and the charters to the NOC commenced in the third quarter of 2016. The Group has taken the delivery of another vessel for the long term charter contracts with the NOC and deployed in charter on 4 February 2017, with the remaining seven new builds expected to be delivered and deployed in the third quarter of 2017.

The Group announced on 14 March 2017 that it had secured a US\$44.0 million firm one-year charter with two one-year extension for its lift boat, the AOS Maintainer I, with a NOC. This vessel is expected to be deployed by early May 2017.

While oil price have stabilized, market conditions in the marine logistics sector remain challenging with competition from excess tonnage flowing in from other geography into the Middle East keeping DCR suppressed. The Group's business risk management processes have been heightened to focus on (i) maintaining high vessel utilization level by leveraging strategic relationship with customers; and (ii) offsetting rate reduction through controls of operational and manning costs.

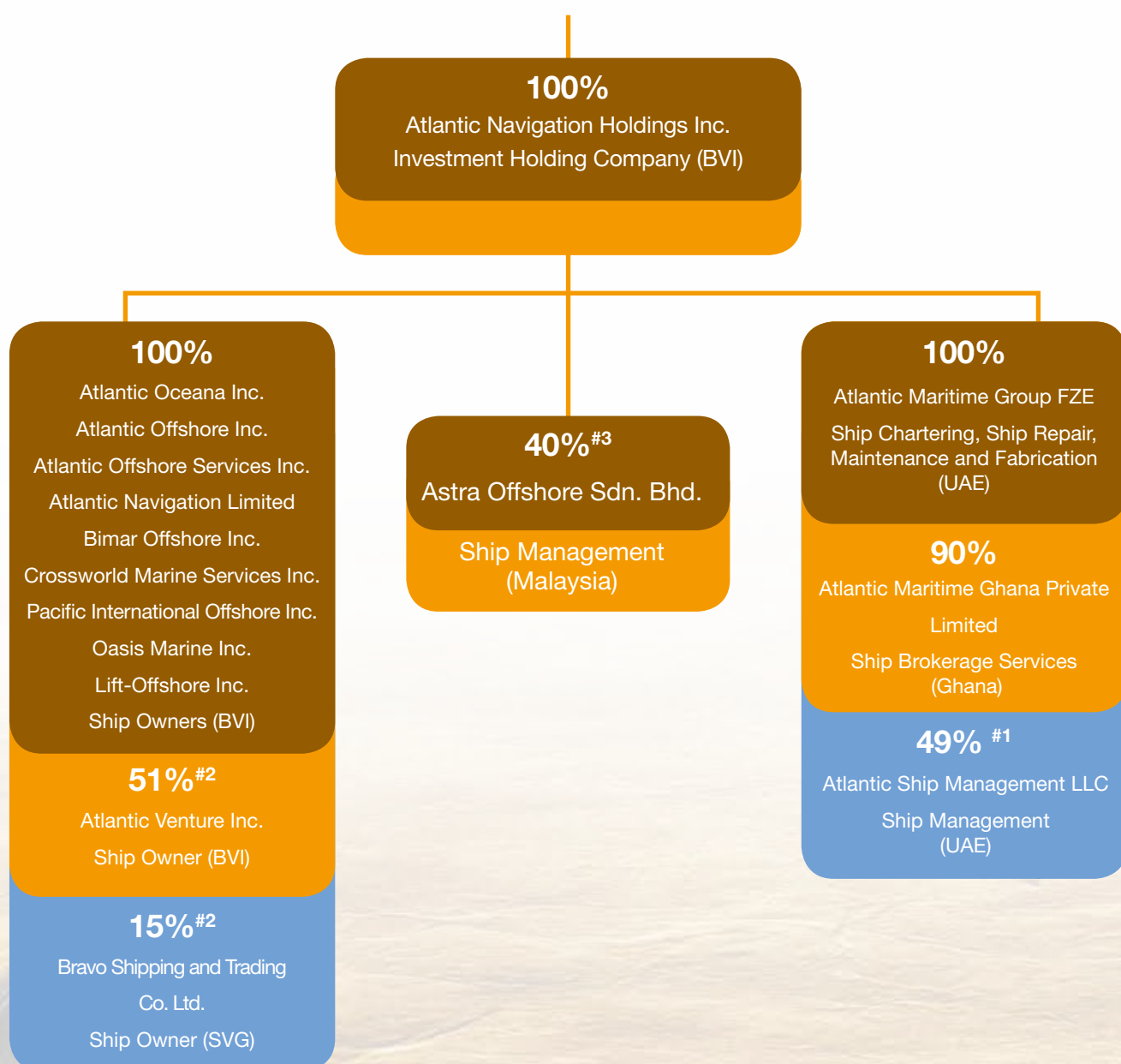
In spite of market difficulties, we continue to have good tractions in securing new businesses with existing and new clients. To support these opportunities and given the additional level of financing that the Group needs to put in place to support the acquisitions above, the Group will evaluate its capital structure to ensure that we will be able to undertake these new businesses and meet all our obligations thereof.

Group Structure



Atlantic Navigation
Holdings (Singapore) Limited

Investment Holding Company



#1 This represents the legal interests of the Group in Atlantic Ship Management LLC. The Directors consider Atlantic Ship Management LLC a subsidiary of the Group as the Group has control over the financial and operating policies and activities of this entity.

#2 The Group has 51% and 15% interests respectively in the ownership and voting rights in two joint operations, Atlantic Venture Inc. and Bravo Shipping and Trading Co. Ltd.. The Group accounts for the assets, liabilities, revenues and expenses relating to its interest in a joint operation in accordance with the accounting policies applicable to the particular assets, liabilities, revenues and expenses.

#3 Associate of the Group.

Corporate Governance Report

The board of directors (the “**Board**” or the “**Directors**”) of Atlantic Navigation Holdings (Singapore) Limited (“**Atlantic**” or the “**Company**”) is committed to maintaining a high standard of corporate governance within the Company and its subsidiaries (collectively, the “**Group**”) to safeguard the interests of shareholders and to enhance corporate value and accountability. The Board confirms that, for the financial year ended 31 December 2016 (“**FY2016**”), the Company has generally adhered to the principles and guidelines set out in the Singapore Code of Corporate Governance 2012 (the “**Code**”). Where there are deviations from the Code, appropriate explanations are provided. The Company will continue to enhance its corporate governance practices appropriate to the conduct and growth of its business and to review such practices from time to time to ensure compliance with the Listing Manual Section B: Rules of Catalist (the “**Catalist Rules**”) of the Singapore Exchange Securities Trading Limited (the “**SGX-ST**”).

A. BOARD MATTERS

The Board’s Conduct of its Affairs

Principle 1: Every company should be headed by an effective Board to lead and control the company. The Board is collectively responsible for the long-term success of the company. The Board works with Management to achieve this objective and Management remains accountable to the Board.

The primary role of the Board is to lead and control the Company’s operations and affairs and to protect and enhance long-term shareholders’ value. The Board establishes the corporate strategic objectives of the Group and oversees the performance of the management of the Group (the “**Management**”). The Board also ensures that the necessary financial and human resources are in place for the Company to meet its objectives.

The principal functions of the Board are:-

- reviewing the financial results of the Group, evaluating the adequacy and integrity of the Group’s internal controls and external audit;
- reviewing the performance of the Management and the remuneration packages for the Board and key management personnel;
- identifying principal risks of the Group’s business, ensuring that such risks are assessed and managed, including safeguarding of shareholders’ interests and the Company’s assets;
- monitoring major investments, divestments, acquisition and disposal of assets;
- determining the Group’s values and standards including ethical standards;
- considering sustainability issues including environmental and social factors in the formulation of Group’s strategies; and
- assuming responsibility for corporate governance.

The Group has adopted internal guidelines for the Management, setting forth matters that require the Board’s approval. Matters which are reserved for the Board’s decision are:-

- approving the remuneration packages for the Board and key management personnel;
- approving corporate strategies;
- approving major funding proposals; and
- approving major investments, divestments, acquisition and disposal of assets.

All Directors exercise due diligence and independent judgment, and are obliged to act in good faith and consider at all times, the interests of the Company. To assist in the efficient and effective discharge of its duties and responsibilities, the Board has established the board committees, namely, Audit Committee (“**AC**”), Remuneration Committee (“**RC**”) and Nominating Committee

Corporate Governance Report

(“NC”) (collectively, the “**Board Committees**”). The Board Committees operate within clearly defined terms of reference and operating procedures, which are reviewed on a regular basis. The Board acknowledges that while the Board Committees have the authority to examine particular issues and report back to the Board with their decisions and recommendations, the ultimate responsibility on all matters lies with the Board.

The Board conducts regular scheduled meetings at least four (4) times a year to review, *inter alia*, the strategic policies of the Group, significant business transactions, performance of the business and approve the release of the quarterly and year-end financial results when required, ad-hoc Board and Board Committee meetings are also held to address significant transactions or issues that may arise. The Company’s Constitution allows a Board meeting to be conducted by way of teleconference and videoconference.

Details of Board and Board Committee meetings held during FY2016 and members’ attendance are summarised in the table below:

Meetings	Board	Board Committees		
		Audit	Nominating	Remuneration
Total held in FY2016	4	4	1	1
Number of meetings attended				
Mr Wong Siew Cheong	4	4[#]	1[#]	1
Mr Tong Choo Cherng	4	4[#]	1[#]	1[#]
Mr Lee Kah Hoo	4	4	1	1
Mr Goh Boon Chye	4	4	1	1
Mr Eu Lee Koon	4	4	1	1
Mr. Andrew Lyndon Waite¹	4	4[#]	1[#]	1[#]

[#]By invitation

¹ On 28 January 2016, Mr Andrew Lyndon Waite was appointed as Non-Executive Non-Independent Director of the Company and Mr Jeffrey William Ewen was appointed as Alternate Director to Mr Andrew Lyndon Waite.

The Company has and will continue to organise orientation programmes for current and new Directors (if and when required or when appointed) to familiarise them with the Group’s operations and business issues as well as the relevant regulations and governance requirements. Newly appointed Directors will be provided with background information on the Group’s history, business operations and policies. For new appointed Directors who do not have prior experience as a director of a public listed company in Singapore, they will attend training courses organised by the Singapore Institute of Directors or other training institutions in areas such as accounting, legal and industry-specific knowledge, where appropriate, in connection with their duties.

Directors are kept informed on the relevant new laws, regulations, code of corporate governance, financial reporting standards and changing commercial risks, from time to time. Where appropriate the Company will also fund the Directors’ attendance at any training programme. During the period under review, Directors are provided with briefings and updates (i) on the developments in financial reporting and governance standards by the external auditors, Ernst & Young LLP; and (ii) on changes in the relevant laws and regulations pertaining to the Group’s business and changing commercial risks and business conditions of the Group by the Management during the Board Committee meetings.

Upon appointment of each Director, the Company will provide a formal letter to the Director, setting out the Director’s duties and obligations.

Corporate Governance Report

Board Composition and Guidance

Principle 2: There should be a strong and independent element on the Board, which is able to exercise objective judgment on corporate affairs independently, in particular, from Management and 10% shareholders. No individual or small group of individuals should be allowed to dominate the Board's decision making.

As at the date of this report, the Board consists of six (6) Directors and an Alternate Director, three (3) of whom are independent:

Mr Wong Siew Cheong	Executive Chairman and CEO
Mr Tong Choo Cherng	Executive Director (Finance)
Mr Lee Kah Hoo	Lead Independent Director
Mr Goh Boon Chye	Independent Director
Mr Eu Lee Koon	Independent Director
Mr Andrew Lyndon Waite	Non-Executive Non-Independent Director
Mr Jeffrey William Ewen	Alternate Director to Mr Andrew Lyndon Waite

The NC reviews the independence of Directors on an annual basis. In its deliberation as to the independence of a Director, the NC took into account examples of relationships as set out in the Code, considered whether a Director had business relationships with the Group, its related corporations, its 10% shareholders or its officers, and if so, whether such relationships could interfere, or be reasonably perceived to interfere, with the exercise of the Director's independent judgment with a view to the best interests of the Group. After taking into account the views of the NC, the Board is satisfied that each Independent Director is independent in character and judgement and that there are no relationships or circumstances which are likely to affect, or could affect, the director's judgement. The Board is of the view that there is a good balance between the executive and non-executive Directors and a strong and independent element on the Board.

Mr Wong Siew Cheong is the Executive Chairman and CEO of the Company. In view of the fact that the Chairman and the CEO is the same person, with the Board comprising six (6) Directors, three (3) of whom are independent, the composition of the Board complies with the recommendation under the Code that Independent Directors make up at least half of the Board.

There was no Independent Director who has served on the Board beyond nine (9) years from the date of his first appointment.

The composition of the Board and its Board Committees are reviewed on an annual basis by the NC to ensure that the Board has the appropriate mix of expertise and experience to enable the Management to benefit from a diverse perspective of issues that are brought before the Board, and collectively possesses the necessary core competence in business, investment, audit, accounting and tax matters and industry knowledge for informed decision-making and effective functioning.

The Board, taking into account the scope and nature of the operations of the Group, the requirements of the business and the need to avoid undue disruptions from changes to the composition of the Board and its Board Committees, is of the view that its current size of six (6) Directors and the composition of the Board and its Board Committees are appropriate to meet the Company's objectives and facilitates effective decision making.

The Non-Executive Directors will constructively challenge and assist in the development of proposals on strategy, and assist the Board in reviewing the performance of the Management in meeting agreed goals and objectives, and in monitoring the reporting of performance. When necessary, the Non-Executive Directors will have discussions/meetings amongst themselves without the presence of the Management.

Corporate Governance Report

Chairman and Chief Executive Officer

Principle 3: There should be a clear division of responsibilities between the leadership of the Board and the executives responsible for managing the company's business. No one individual should represent a considerable concentration of power.

Mr Wong Siew Cheong is the Group's Executive Chairman and CEO who is responsible for providing guidance on the corporate and business direction of the Group, scheduling and chairing of Board meetings, setting the agenda for Board meetings and ensuring sufficient allocation of time for thorough discussion of each agenda item (in particular strategic issues), promoting a culture of openness and debate at the Board, monitoring the complete, adequate and timely information flow between the Board and the Management, ensuring effective communication with shareholders, promoting high standards of corporate governance as well as managing the day-to-day operations of the Group with the help of senior Management. Mr Wong is the founder of the Group and plays a key role in developing the Group's business. Through the Group's performance in these few years, Mr Wong has demonstrated his vision, strong leadership and passion in the Group's business.

The Board is of the view that there are sufficient safeguards and checks to ensure that the process of decision-making by the Board is independent and based on collective decisions without any individual exercising any considerable concentration of power or influence. Three (3) out of six (6) of the Board members are Independent Directors and all the Board Committees are chaired by the Independent Directors. In addition, in view that the Executive Chairman is not an Independent Director, the Company has appointed Mr Lee Kah Hoo as the Lead Independent Director and he is available to shareholders where they have concerns and for which contact through the normal channels of the Executive Chairman and CEO and Executive Director (Finance) has failed to resolve or is inappropriate. As such, the Board believes that there is a good balance of power and authority within the Board and no individual or small group can dominate the Board's decision-making process. In view of the strong element of independence of the Board, it is not pertinent to separate the functions of the Executive Chairman and CEO.

The Independent Directors led by the Lead Independent Director, discuss and/or meet amongst themselves without the presence of the other Directors where necessary. The Lead Independent Director will also provide feedback to the Executive Chairman after such discussions/meetings.

Board Membership

Principle 4: There should be a formal and transparent process for the appointment and re-appointment of Directors to the Board.

As at the date of this report, the NC comprises four (4) members, three (3) of whom, including the Chairman, are Independent Directors. The members of the NC are:

Mr Lee Kah Hoo	(Lead Independent Director)	Chairman
Mr Eu Lee Koon	(Independent Director)	Member
Mr Goh Boon Chye	(Independent Director)	Member
Mr Wong Siew Cheong ¹	(Executive Chairman and CEO)	Member

¹ On 1 March 2017, Mr Wong Siew Cheong was appointed as a member of the NC.

The NC is governed by its written terms of reference. The principal functions of the NC are:

- (a) to make recommendations to the Board on the appointment of new Executive and Non-Executive Directors, including making recommendations on the composition of the Board and the balance between Executive and Non-Executive Directors appointed to the Board;
- (b) to review, assess and recommend nominee(s) or candidate(s) for appointment or election to the Board, having regard to his/her qualifications, competency, other principle commitments and whether or not he/she is independent and in the case of a re-nomination, his/her contribution and performance;

Corporate Governance Report

- (c) to review Board succession plans for Directors, in particular for the Executive Chairman and CEO and the progressive renewal of the Board;
- (d) to assess the effectiveness of the Board as a whole, its Board Committees and the contribution of each individual Director to the effectiveness of the Board;
- (e) to determine, on an annual basis, if a Director is independent. If the NC determines that a Director, who has one or more of the relationships mentioned under the Code is in fact independent, the Company will disclose in full, the nature of the Director's relationship and bear responsibility for explaining why he should be considered independent. The NC may at its discretion determine a Director as non-independent even if he has no business or, other relationships with the Company, its related corporation, its 10% shareholders or its officers and provide its views to the Board for the Board's consideration;
- (f) to review training and professional development programmes for the Board; and
- (g) to establish and review the criteria on the determination of the maximum number of directorships of listed companies any Director may hold, and to decide whether or not a Director is able to and has been adequately carrying out his/her duties as a Director of the Company, particularly when he/she has multiple board representations and other principal commitments.

The NC is of the view that the Directors' contributions at meetings at the Board and Board Committees, and their time commitment to the affairs of the Company, are adequate and it is not necessary at this stage to put a maximum limit on the number of listed company board representations and other principal commitments of each Director. The NC will continue to review from time to time the board representations and other principal commitments of each Director to ensure that the Directors continue to meet the demands of the Group and are able to discharge their duties adequately.

The Board currently has one (1) Alternate Director, namely Mr Jeffrey William Ewen, who is the Alternate Director to Mr Andrew Lyndon Waite. Mr Jeffrey William Ewen is appropriately qualified and is familiar with the affairs of the Company. The Alternate Director bears all the duties and responsibilities of a director.

In selecting potential new Directors, the NC will seek to identify the competencies required to enable the Board to fulfill its responsibilities. The NC will evaluate the suitability of the nominee(s) or candidate(s) based on his/her qualifications, experience, commitment and ability to contribute to the Board process and such qualities and attributes that may be required by the Board.

Pursuant to Article 89 of the Company's Constitution, at least one-third of the Directors are to retire by rotation at every annual general meeting of the Company ("AGM") and a retiring Director is eligible for re-election by the shareholders of the Company at the AGM, provided that all Directors shall retire from office at least once every three (3) years at an AGM of the Company. In addition, Article 88 of the Company's Constitution provides that a newly appointed Director can only hold office until the next AGM and then be eligible for re-election. In reviewing the nomination of the retiring Directors, the NC considered the performance and contribution of each of the retiring Directors, having regard not only to their attendance and participation at Board and Board Committee meetings but also their time and attention devoted to the Group's business and affairs.

The NC has recommended to the Board that Mr Goh Boon Chye and Mr Lee Kah Hoo be nominated for re-election at the Company's forthcoming AGM. In making the recommendation, the NC has considered each of the said Director's overall contribution and performance. Each member of the NC shall abstain from voting on any resolutions and making any recommendations and/or participating in any deliberations of the NC in respect of the assessment of his performance or re-nomination as Director.

Mr Goh Boon Chye will, upon re-election as a Director, remain as an Independent Director, the Chairman of the AC and a member of the NC and RC and Mr Lee Kah Hoo will, upon re-election as a Director, remain as the Lead Independent Director, the Chairman of the NC and a member of the AC and RC.

Key information regarding the Directors is provided in the section entitled "Board of Directors" of the Annual Report.

Corporate Governance Report

Board Performance

Principle 5: There should be a formal annual assessment of the effectiveness of the Board as a whole and its Board Committees and the contribution by each Director to the effectiveness of the Board.

The Board is satisfied that its current size and composition is appropriate for effective decision making, taking into account the nature and scope of the Company's operations.

A formal Board performance evaluation, led by the NC, is conducted annually by means of a confidential questionnaire designed to assess the state of affairs of corporate governance matters in the Company, including the performance of each individual Board Committee. The NC is of the view that it is more appropriate and effective to assess the performance of the Board as a whole, bearing in mind that each member of the Board contributes in different ways to the success of the Company and Board decisions are made collectively. The assessment is separately completed by each Director to elicit his individual input, collated, analysed and discussed with the NC and the Board with comparatives from the previous year. Recommendations to further enhance the effectiveness of the Board and the various Board Committees are implemented, as appropriate. The NC had conducted a performance evaluation of the Board and the Board Committees for FY2016, and areas highlighted by the Directors in the evaluation were further deliberated on to improve corporate governance in the Group. No external facilitator had been engaged by the Board for this purpose.

Access to Information

Principle 6: In order to fulfil their responsibilities, Directors should be provided with complete, adequate and timely information prior to Board meetings and on an on-going basis so as to enable them to make informed decisions to discharge their duties and responsibilities.

The Board has independent and separate access to the Management at all times in carrying out its duties. The Management provides the Board with adequate and timely information including Board papers and related materials, and updates on initiatives and developments for the Group's business whenever possible.

For subjects that require the Board's decision, relevant members of the Management are invited to brief the Directors at the Board and Board Committee meetings. Periodic financial reports, budgets, forecasts, and other relevant reports and disclosure documents are provided to the Board, where appropriate, prior to the Board meeting.

Directors have separate and independent access to the Company Secretaries. At least one of the Company Secretaries or their representatives attends all Board meetings and Board Committee meetings to ensure that Board procedures are followed and that applicable rules and regulations, and all governance matters are complied with. The appointment and removal of the Company Secretary is a matter for the Board. The Board may, either individually or as a group, seek independent professional advice in furtherance of their duties, if necessary, at the Company's expense.

B. REMUNERATION MATTERS

Procedures for Developing Remuneration Policies

Principle 7: There should be a formal and transparent procedure for developing a policy on executive remuneration and fixing the remuneration packages of individual Directors. No Director should be involved in deciding his own remuneration.

As at the date of this report, the RC comprises three (3) members, all of whom, including the Chairman, are Independent Directors:

Mr Eu Lee Koon	(Independent Director)	Chairman
Mr Lee Kah Hoo	(Lead Independent Director)	Member
Mr Goh Boon Chye	(Independent Director)	Member

Corporate Governance Report

The RC is governed by its written terms of reference, which sets out its responsibilities:

- (a) to review and submit its recommendations for endorsement by the entire Board, a general framework of remuneration for the Board and key management personnel and the specific remuneration packages and terms of employment for each Director and key management personnel including but not limited to senior executives reporting directly to the CEO or employees related to the Executive Directors and controlling shareholders of the Group;
- (b) to review and submit its recommendations for endorsement by the entire Board, share option schemes, share award plans or any long-term incentive schemes which may be set up from time to time, in particular to review whether Directors and key management personnel should be eligible for such schemes and also to evaluate the costs and benefits of such schemes and to do all acts necessary in connection therewith; and
- (c) as part of its review, the RC shall ensure that:
 - i. all aspects of remuneration including but not limited to Directors' fees, salaries, allowances, bonuses, options, share based incentives and awards, and benefits-in-kind are covered;
 - ii. the remuneration packages should be comparable within the industry and in comparable companies and shall include a performance-related element coupled with appropriate and meaningful measures of assessing individual Directors' and key management personnel's performance;
 - iii. the remuneration package of employees related to Executive Directors and controlling shareholders of the Group are in line with the Group's staff remuneration guidelines and commensurate with their respective job scopes and levels of responsibility; and
 - iv. the Company's obligations arising in the event of termination of the Executive Directors and key management personnel's contracts of service, to ensure that such contracts of service contain fair and reasonable termination clauses which are not overly generous.

Each member of the RC shall abstain from voting on any resolutions and making recommendations and/or participating in any deliberations of the RC in respect of his remuneration package. The RC benchmarks the remuneration of all Directors against peer companies in the sector. The RC has not engaged external professional remuneration consultant in FY2016. When necessary, the RC would seek independent professional advice on remuneration matters at the expense of the Company.

Level and Mix of Remuneration

Principle 8: The level and structure of remuneration should be aligned with the long-term interest and risk policies of the Company, and should be appropriate to attract, retain and motivate (a) the Directors to provide good stewardship of the Company, and (b) key management personnel to successfully manage the Company. However, companies should avoid paying more than is necessary for this purpose.

In setting remuneration packages, the RC considers the pay and employment conditions within the same industry and in comparable companies, as well as the Group's relative performance and the performance of each individual Director.

The Executive Directors and Non-Executive and Non-Independent Director do not receive Directors' fees. The remuneration for the Executive Directors and the key management personnel comprise a basic salary component and a variable component and an annual bonus, based on the performance of the Group as well as their individual performance.

Annual reviews of the remuneration of the CEO and key management personnel are carried out by the RC to ensure that their remuneration is commensurate with their performance, giving due regard to the financial and commercial health and business needs of the Group.

Corporate Governance Report

The Independent Directors receive Directors' fees in accordance with their representation and contributions on the Board and various Board Committees, taking into account factors such as effort and time spent, as well as the general corporate responsibilities, risks and obligations of the Directors. The Company recognises the need to pay competitive fees to attract, motivate and retain Directors without being excessive to the extent that their independence might be compromised. Directors' fees are recommended by the Board for approval at the Company's AGM.

On 29 April 2015, the Group has adopted the new Atlantic Employee Share Option Scheme (the "Atlantic 2015 ESOS"), Atlantic Performance Share Plan (the "Atlantic 2015 PSP") and the Atlantic Restricted Share Plan (the "Atlantic 2015 RSP") (collectively, the "Schemes") in substitution of the Atlantic Employee Share Option Scheme (the "Atlantic 2008 ESOS"), the Atlantic Performance Share Plan (the "Atlantic 2008 PSP") and the Atlantic Restricted Share Plan (the "Atlantic 2008 RSP"), respectively, all adopted on 18 November 2008 (collectively, the "2008 Schemes"). The 2008 Schemes had been terminated by the Committee upon passing of the resolution for the proposed Schemes at an extraordinary general meeting of the Company held on 29 April 2015. The details of the new Schemes are set out in the circular to shareholders of the Company dated 14 April 2015 in relation to the proposed adoption of the Schemes.

The Directors and key management personnel had participated in the Atlantic 2008 ESOS and share options were granted on 30 January 2014. The share options granted under the Atlantic 2008 ESOS have a validity period of five (5) years from the date of grant, which will expire on 29 January 2019. For avoidance of doubt, the termination of the Atlantic 2008 ESOS shall not affect outstanding options which have been granted and accepted but remain unexercised (whether fully or partially) at the termination of the Atlantic 2008 ESOS. In addition, share options pursuant to the Atlantic 2015 ESOS were granted to Mr Wong Siew Cheong, the Company's Executive Chairman and CEO, on 12 May 2015. The share options granted under the Atlantic 2015 ESOS have a validity period of five (5) years from the date of grant, which will expire on 11 May 2020. The Atlantic 2008 ESOS and the Atlantic 2015 ESOS are share option incentive plans which serves to reward and motivate Directors and key management personnel to strive for higher performance for the Company's growth and success. During FY2016, no share options and share awards have been granted under the Schemes.

The Company does not use contractual provisions to allow the Company to reclaim incentive components of remuneration from Executive Directors and key management personnel in exceptional circumstances of misstatement of financial results, or misconduct resulting in financial loss to the Company. The Executive Directors owe a fiduciary duty to the Company. The Company should be able to avail itself of remedies against the Executive Directors in the event of such breach of fiduciary duties. The RC will review such contractual provision as and when necessary.

Disclosure on Remuneration

Principle 9: Every company should provide clear disclosure of its remuneration policies, level and mix of remuneration, and the procedure for setting remuneration, in the Company's Annual Report. It should provide disclosure in relation to its remuneration policies to enable investors to understand the link between remuneration paid to Directors and key management personnel, and performance.

The level and mix of each Director's remuneration for FY2016 are as follows:

	Directors fees	Salary ^{#1}	Bonus	Other benefits ^{#2}	Total
US\$'000					
Mr Wong Siew Cheong	–	477.9	0	4.4	482.3
Mr Tong Choo Cherng	–	344.7	0	4.4	349.1
Mr Lee Kah Hoo	35.3	–	–	1.5	36.8
Mr Goh Boon Chye	34.5	–	–	1.5	36.0
Mr Eu Lee Koon	33.8	–	–	1.5	35.3
Mr Andrew Lyndon Waite	–	–	–	–	–

Corporate Governance Report

The Group only has three (3) key management personnel who are not Directors. For FY2016, the aggregate remuneration paid to all the key management personnel of the Group amounted to approximately US\$661,533. The details of remuneration of the key management personnel of the Group are as follows:

	Salary # ¹	Bonus	Other benefits# ²	Total
US\$'000				
Mr Mohammad Reza Sadeghi <i>Chief Operating Officer</i>	287.7	0	4.4	292.1
Mr Wong Sek Pun <i>Commercial Director (MLS Division)</i>	261.6	0	2.2	263.8
Mr Zamirul Hassan Bayezid <i>Group Finance Manager</i>	104.6	0	0.9	105.5

1 Short term employee benefits and allowances.

2 Fair value of grant of equity-settled share options.

Mr Wong Sek Pun is the nephew of Mr Wong Siew Cheong, the Company's Executive Chairman and CEO. There are no employees of the Group who is an immediate family member of any Director or the CEO, and whose remuneration exceeded S\$50,000 during FY2016.

In developing long-term incentive schemes, the Company's main objectives are to provide its employees an opportunity to participate in the equity of the Company and to enhance its competitive edge in attracting, recruiting and retaining talented key management personnel and employees. In line with these objectives, the Group has adopted the Atlantic 2015 ESOS, the Atlantic 2015 PSP and the Atlantic 2015 RSP.

The Company believes that these long-term incentive schemes will align the interests of its employees with those of its shareholders.

On 30 January 2014, the Company granted 4,050,000 share options under the Atlantic 2008 ESOS. 2,025,000 share options are exercisable between 30 January 2015 and 29 January 2019, and the remaining 2,025,000 share options are exercisable between 30 January 2016 and 29 January 2019, at the exercise price of S\$0.34 if the vesting conditions are met. Further information on the Atlantic 2008 ESOS, Atlantic 2008 PSP and Atlantic 2008 RSP are set out in the section entitled "Directors' Statement" of this Annual Report.

On 12 May 2015, the Company granted 750,000 share options under the Atlantic 2015 ESOS. 375,000 share options are exercisable between 12 May 2016 and 11 May 2020, and the remaining 375,000 share options are exercisable between 12 May 2017 and 11 May 2020, at the exercise price of S\$0.43 if the vesting conditions are met. Further information on the Atlantic 2015 ESOS, Atlantic 2015 PSP and Atlantic 2015 RSP are set out in the section entitled "Directors' Statement" of this Annual Report.

There is no termination, retirement or post-employment benefits that are granted to the Directors and the top three (3) key management personnel.

C. ACCOUNTABILITY AND AUDIT

Accountability

Principle 10: The Board should present a balanced and understandable assessment of the Company's performance, position and prospects.

The Company provides information pertaining to the operations, performance and financial position of the Group to all shareholders through SGXNET and the Company's Annual Report. The Board reviews and approves the results as well as any announcements before its release.

Corporate Governance Report

The Management provides the Board with monthly management accounts and a continual flow of relevant information on a timely basis in order for the Board to effectively discharge its duties. The Management also highlights key business indicators and major issues that are relevant to the Group's performance from time to time in order for the Board to make a balanced and informed assessment of the Company's performance, position and prospects. In presenting the annual financial statements and quarterly results to shareholders, the Board ensures that there are detailed analyses, explanations and assessments made on the Group's financial performance, position and prospects.

The Board reviews reports from the Management to ensure compliance with all the Group's policies, operational practices and procedures and relevant legislative and regulatory requirements. The Directors may seek independent professional advice and receive relevant training whenever applicable so as to maintain continuing standards and vigilance.

Risk Management and Internal Controls

Principle 11: The Board is responsible for the governance of risk. The Board should ensure that Management maintains a sound system of risk management and internal controls to safeguard shareholders' interests and the Company's assets, and should determine the nature and extent of the significant risks which the Board is willing to take in achieving its strategic objectives.

The Board acknowledges that risk is inherent in business and there are commercial risks to be taken in the course of generating a return on business activities. The Board's policy is that risks should be managed within the Group's overall risk tolerance.

The Management, headed by the CEO, regularly reviews the Group's business and operational activities to identify areas of business risks as well as implement appropriate measures to control and mitigate these risks. All significant matters will be reported to the AC and the Board for further discussion. The AC and the Board also work with the internal and external auditors on their recommendations and institutes and executes relevant controls with a view to managing business risks.

The Group's financial risk management is discussed under Note 29 to the Financial Statements on pages 86 to 91 of the Annual Report.

The Board acknowledges that it is responsible for the governance of risks and the overall internal control framework, but it notes that all internal control systems contain inherent limitations and no system of internal controls or risk management could provide absolute assurance against the occurrence of material errors, poor judgment in decision-making, human error losses, fraud or other irregularities.

The effectiveness of these controls is subject to review by the internal auditors and is monitored by the AC. In addition, the external auditors also review the accounting systems and internal controls to assist them in expressing an opinion on the financial statements of the Group as a whole. Significant non-compliance in internal controls, together with recommendations for improvement, is reported to the AC. Copies of these reports are also issued to the relevant department for follow-up action. The AC reviewed the adequacy and effectiveness of the Group's key internal controls that address the Group's financial, operational, compliance and information technology controls, and risk management systems, with the assistance of the internal and external auditors and the Management, who provide regular reports during the year to the AC in addition to briefings and updates at the AC meetings.

The Board had received written confirmations from the CEO and the Executive Director (Finance), that (a) the financial records of the Group have been properly maintained and the financial statements give a true and fair view of the Group's operations and finances; and (b) the Group's risk management and internal control systems are effective.

Based on the internal controls established and maintained by the Group, work performed by the internal and external auditors and reviews performed by the Management, the various Board Committees and the Board, the Board, with the concurrence of the AC, is of the opinion that there are adequate and effective controls in place within the Group addressing financial, operational, compliance and information technology controls, and risk management policies and systems to meet the needs of the Group in its current business environment.

Corporate Governance Report

The Board will, on a continuing basis, endeavour to further enhance and improve the Company's system of internal controls and risk management policies.

Audit Committee

Principle 12: The Board should establish an AC with written terms of reference which clearly set out its authority and duties.

The AC performs its functions in accordance with Section 201B(5) of the Companies Act, Cap. 50 and the requirements of the Catalist Rules.

The AC comprises three (3) members, all of whom, including the Chairman, are independent. The members are:

Mr Goh Boon Chye	(Independent Director)	Chairman
Mr Lee Kah Hoo	(Lead Independent Director)	Member
Mr Eu Lee Koon	(Independent Director)	Member

The AC members have numerous years of experience in senior management positions and have sufficient financial management expertise to discharge their responsibilities.

The AC meets at least four (4) times a year and as and when deemed appropriate to carry out its functions.

The AC assists the Board in discharging their responsibility to safeguard the Group's assets, maintain adequate accounting records, and in developing and maintaining effective systems of risk management and internal control.

The AC is governed by its written terms of reference. The principal functions of the AC are as follows:

- (a) to review and monitor significant financial reporting issues and judgment to ensure the integrity of the financial information provided by the Company, in particular by reviewing the relevance and consistency of the accounting standards used by the Company and the Group;
- (b) to review, at the end of the audit cycle, the audit representation letters and the contents of the external auditors' management letter, and meet with the internal auditors and external auditors without the presence of the Management;
- (c) to review any formal announcements relating to the Group's financial performance;
- (d) to review and report to the Board at least annually on the adequacy and effectiveness of the Company's internal financial controls, operational, compliance and information technology controls, and risk management policies and systems;
- (e) to review, monitor, assess and evaluate the role and effectiveness of the internal audit function in the overall context of the Company's risk management system;
- (f) to review and discuss with the external auditors, any suspected fraud or irregularity, or suspected infringement of any law, rules or regulations, which has or is likely to have a material impact on the Group's operating results or financial position, and the Management's response;
- (g) to review arrangements by which staff of the Company may, in confidence, raise concerns about possible improprieties in matters of financial reporting or other matters and ensure that arrangements are in place for the independent investigations of such matters and for appropriate follow up actions;
- (h) in connection with the terms of engagement to the external auditors, to make recommendations to the Board on the selection, appointment, re-appointment, and resignation of the external auditors based upon a thorough assessment of the external auditors' functioning, and approve the remuneration and terms of engagement of the external auditors. The proposal should be submitted to the general meeting of shareholders for approval when there is a change of external auditors;

Corporate Governance Report

- (i) monitor and assess the external auditors' independence and keep the nature and extent of non-audit services provided by the external auditors under review to ensure the external auditors' independence or objectivity is not impaired;
- (j) to review interested person transactions falling within the scope of the Catalist Rules;
- (k) to undertake such other reviews and projects as may be requested by the Board; and
- (l) to undertake such other functions and duties as may be required by statute or the Catalist Rules, and by such amendments made thereto from time to time.

The AC has put in place a whistle-blowing policy whereby employees may, in confidence, report possible improprieties which may cause financial or non-financial loss of the Company. Whistle blowers could call and/or email to the Whistle Blowing Committee directly and in confidence, and his/her identity is protected from reprisals within the limit of the law. For FY2016 the Whistle Blowing Committee did not receive any whistle blowing reports.

The AC has full access to and co-operation from the Management and full discretion to invite any Director or executive officer to attend its meetings, and has been given resources to enable the AC to discharge its functions properly. The internal and external auditors have direct and unrestricted access to the Chairman of the AC and the Chairman of the Board.

The AC meets with the external auditors and the internal auditors separately, at least once a year, without the presence of the Management to review any matter that might be raised.

The aggregate audit fees paid and payable to the external auditors, Ernst & Young LLP, for FY2016 amounted to US\$111,165. Non-audit services provided by the Company's external auditors for the period under review amounted to US\$20,000. The AC conducts an annual review of all non-audit services, which was mainly for tax services and travel expenses related, and is satisfied that the provision of such services did not affect the independence and objectivity of the external auditors.

The Company has complied with Rules 712 and 715 of the Catalist Rules in relation to the appointments of its external auditors. No former partner or director of the Company's existing auditing firm is a member of the AC. Having satisfied as to the foregoing and that Rule 712 of the Catalist Rules has been complied with, the AC has recommended the re-appointment of Ernst & Young LLP as external auditors at the forthcoming AGM.

In addition to the activities undertaken to fulfill its responsibilities, the AC is kept abreast by the Management, external and internal auditors on changes to accounting standards, Catalist Rules and other codes and regulations which could have an impact on the Group's business and financial statements.

Internal Audit

Principle 13: The Company should establish an effective internal audit function that is adequately resourced and independent of the activities it audits.

The Company's internal audit function is outsourced to RSM UAE, a member firm of RSM International. RSM UAE reports directly to the Chairman of the AC. The main objective of the internal audit function is to assist the Group in evaluating and testing the effectiveness of internal controls and to reduce the risk that the Group might not achieve its business objectives. The AC approves the hiring, removal, evaluation and compensation of the internal auditor. The internal auditor has unfettered access to all the Company's documents, records, properties and personnel, including access to the AC.

RSM UAE is staffed with professionals with relevant qualifications and experience. The audit work carried out is guided by the International Standards for the Professional Practice of Internal Auditing laid down in the International Professional Practices Framework issued by the Institute of Internal Auditors.

The internal auditor plans its internal audit schedules in consultation with, but independent of, the Management. The internal audit plan is submitted to the AC at the beginning of the financial year for approval prior to the commencement of the internal audit work. In addition, the internal auditor may be involved in ad-hoc projects initiated by the Management which require the assurance of the internal auditor in specific areas of concern.

Corporate Governance Report

The Audit Committee reviews the adequacy and effectiveness of the internal audit function on an annual basis and is satisfied with its adequacy and effectiveness.

D. SHAREHOLDERS RIGHTS AND RESPONSIBILITIES

Shareholder Rights

Principle 14: Companies should treat all shareholders fairly and equitably, and should recognise, protect and facilitate the exercise of shareholders' rights, and continually review and update such governance arrangements.

The Company treats all shareholders fairly and equitably, and recognises, protects and facilitates the exercise of shareholders' rights. Furthermore, the Company continually reviews and updates such governance arrangement.

Shareholders are informed of changes in the Company's businesses that are likely to materially affect the value of the Company's shares.

At general meetings of the Company, shareholders are given the opportunity to participate effectively in and vote at general meetings. Shareholders are informed of the rules, including voting procedures, that govern general meetings. In accordance with the Constitution of the Company, shareholders may appoint not more than two (2) proxies to attend and vote at the general meetings in their absence. Further, the Company allows corporations which provide nominee or custodial services to appoint more than two (2) proxies. On 3 January 2016, the legislation was amended, among other things, to allow certain members, defined as "relevant intermediary" to attend and participate in general meetings without being constrained by the two-proxy requirement. Relevant intermediary includes corporations holding licenses in providing nominee and custodial services and CPF Board which purchases shares on behalf of the CPF investors. All shareholders are allowed to vote in person or by proxy.

Communication with Shareholders

Principle 15: Companies should actively engage their shareholders and put in place an investor relations policy to promote regular, effective and fair communication with shareholders.

The Company is committed to regular and proactive communication with its shareholders. It is the Board's policy that the shareholders be informed of the major developments that impact the Group. The Board embraces openness and transparency in the conduct of the Company's affairs, whilst safeguarding its commercial interests. Pertinent information will be disclosed to shareholders in a timely, fair and equitable manner. The Company does not practise selective disclosure. Price sensitive information is first publicly released before the Company meets with any group of investors or analysts.

Information is communicated to shareholders on a timely basis through:

- (a) SGXNET releases and press releases;
- (b) annual reports that are prepared and issued to all shareholders; and
- (c) quarterly and annual financial statements containing a summary of the financial information and affairs of the Group for the period.

To further enhance its communication with investors, the Company's websites <http://www.atlanticnavigation.com> or <http://www.atlanticmaritimegroup.com> allows the public to access information on the Group directly. In addition, the Company also has investor relations email addresses (ir@amguae.net and corp@amguae.net) available on the Company's website to attend to the emails and requests from the public.

General meetings have been and are still the principal forum for dialogue with shareholders. At these meetings, shareholders are able to engage the Board and the Management on the Group's business activities, financial performance and other business-related matters. The Company could also gather views or inputs and address shareholders' concerns at general meetings.

Corporate Governance Report

The Company currently does not have a fixed dividend policy. The form, frequency and amount of dividends declared each year will take into consideration the Group's profit growth, cash position, positive cash flows generated from operations, projected capital requirements for business growth and other factors as the Board may deem appropriate. For FY2016, the Board does not propose any dividend as the Company reported a loss for the period.

Conduct of Shareholder Meetings

Principle 16: Companies should encourage greater shareholder participation at general meetings, and allow shareholders the opportunity to communicate their views on various matters affecting the Company.

Shareholders have the opportunity to participate effectively in and to vote at the AGMs or general meetings either in person or by proxy.

Resolutions on each distinct issue are tabled separately at general meetings.

Shareholders are encouraged to attend the Company's AGMs or general meetings to clarify issues and to share their opinions or concerns. The Board, including the respective Chairmen of the AC, NC and RC, external auditors and the Management will normally be in attendance to address shareholders' queries relating to the work of these Board Committees, the conduct of audit and the preparation and content of the auditors' report.

The Company Secretary prepares minutes of general meetings relating to the agenda of the meetings, and makes these minutes, subsequently approved by the Board, available to shareholders during office hours.

For greater transparency, the Company has instituted electronic poll voting and all resolutions are put to vote by electronic poll at its AGMs and general meetings commencing from 1 August 2015. Announcement of the detailed results of the number of votes cast for and against each resolution and the respective percentages will also be made on the same day.

The Company has not amended its Constitution to provide for absentia voting methods. Voting in absentia and by electronic mail may only be possible following careful study to ensure that integrity of the information and authentication of Shareholders' identities through the web are not compromised.

Dealing in Securities

In compliance with Rule 1204(19) of the Catalist Rules, the Company has in place a policy prohibiting share dealings by officers of the Company for the period of two (2) weeks prior to the announcement of the Company's quarterly results and one (1) month prior to the announcement of the full year results, as the case may be, and ending on the date of the announcement of the relevant results. Directors and employees who are in possession of unpublished material price-sensitive information of the Group should not deal in the Company's securities on short term considerations. Directors and employees are expected to observe the insider trading laws at all times even when dealing in securities within the permitted trading periods.

Non-Sponsor Fees

With reference to Rule 1204(21) of the Catalist Rules, no non-sponsor fees were paid to the Sponsor, SAC Advisors Private Limited, during FY2016.

Interested Person Transactions

The Company has established review and approval procedures to ensure that interested person transactions entered into by the Group are conducted on normal terms and are not prejudicial to the interests of shareholders. In the event that a member of the AC is involved in any interested person transaction, he will abstain from reviewing that particular transaction.

The AC has reviewed the rationale for and terms of the Group's interested person transactions and is of the view that the interested person transactions are entered on normal terms and are not prejudicial to the interests of shareholders.

There were no interested person transactions entered into by the Group with value of more than S\$100,000 during FY2016.

Material Contracts

The Company and its subsidiaries did not enter into any material contracts (including loans) involving the interests of any Directors or controlling shareholders, which are either still subsisting as at the end of FY2016 or if not then subsisting, entered into since the end of the previous financial year.

Directors' Statement

The directors present their statement to the members together with the audited consolidated financial statements of Atlantic Navigation Holdings (Singapore) Limited (the "Company") and its subsidiaries (collectively, the "Group") and the balance sheet and statement of changes in equity of the Company for the financial year ended 31 December 2016.

1. Opinion of the directors

In the opinion of the directors,

- (i) the consolidated financial statements of the Group and the balance sheet and statement of changes in equity of the Company are drawn up so as to give a true and fair view of the financial position of the Group and of the Company as at 31 December 2016 and the financial performance, changes in equity and cash flows of the Group and changes in equity of the Company for the year ended on that date; and
- (ii) at the date of this statement there are reasonable grounds to believe that the Company will be able to pay its debts as and when they fall due as the Group will be able to secure funding to support its working capital requirements as well as capital expenditure in the near term and obtain support from various parties to restructure its loans and borrowings so as to enable it to meet its financial obligations.

2. Directors

The directors of the Company in office at the date of this statement are:

Wong Siew Cheong	Executive Chairman and CEO
Tong Choo Cherng	Executive Director (Finance)
Lee Kah Hoo	Lead Independent Director
Eu Lee Koon	Independent Director
Goh Boon Chye	Independent Director
Andrew Lyndon Waite	Non-executive Non-independent Director
Jeffrey William Ewen	Alternate Director to Mr Andrew Lyndon Waite

In accordance with Articles 89 of the Company's Constitution, Mr Lee Kah Hoo and Mr Goh Boon Chye retire and, being eligible, offer themselves for re-election.

3. Arrangements to enable directors to acquire shares and debentures

Except as described in paragraph five below, neither at the end of nor at any time during the financial year was the Company a party to any arrangement whose objects are, or one of whose objects is, to enable the directors of the Company to acquire benefits by means of the acquisition of shares or debentures of the Company or any other body corporate.

Directors' Statement

4. Directors' interests in shares and debentures

The following directors, who held office at the end of the financial year, had, according to the register of directors' shareholdings required to be kept under Section 164 of the Singapore Companies Act, Chapter 50, an interest in shares and share options of the Company and related corporations (other than wholly-owned subsidiaries) as stated below:

Name of director	Direct interest		Deemed interest	
	At the beginning of financial year	At the end of financial year	At the beginning of financial year	At the end of financial year
Ordinary shares of the Company				
Wong Siew Cheong	173,099,000	173,099,000	33,375,000	33,375,000
Share options of the Company				
Wong Siew Cheong	750,000	750,000	–	–
Tong Choo Cherng	750,000	750,000	–	–
Lee Kah Hoo	260,000	260,000	–	–
Goh Boon Chye	260,000	260,000	–	–
Eu Lee Koon	260,000	260,000	–	–

Mr Wong Siew Cheong is deemed to have an interest in the shares of the Company held by his spouse, Madam Chong Mee Chin.

Except as disclosed in this report, no director who held office at the end of the financial year had interests in shares, share options, warrants or debentures of the Company, or of related corporations, either at the beginning of the financial year, or date of appointment if later, or at the end of the financial year.

There was no change in any of the above-mentioned interests in the Company between the end of the financial year and 21 January 2017.

5. Share plans

In developing long-term incentive schemes, the Company's main objectives are to provide its employees an opportunity to participate in the equity of the Company and to enhance its competitive edge in attracting, recruiting and retaining talented key senior management and employees.

In line with these objectives, the Company has adopted, which were approved by the shareholders of the Company at the Extraordinary General Meeting held on 18 November 2008, the Atlantic Employee Share Option Scheme ("Atlantic 2008 ESOS") (previously known as Fastube ESOS), Atlantic Performance Share Plan ("Atlantic 2008 PSP") (previously known as Fastube PSP) and Atlantic Restricted Share Plan ("Atlantic 2008 RSP") (previously known as Fastube RSP) (collectively, the "2008 Schemes").

Directors' Statement

5. Share plans (cont'd)

On 29 April 2015, the Company has terminated the 2008 Schemes and no further options or awards shall be offered by the Company under the 2008 Schemes. On the same day, the Company has also adopted the Atlantic 2015 Employee Share Option Scheme ("Atlantic 2015 ESOS"), Atlantic 2015 Performance Share Plan ("Atlantic 2015 PSP") and Atlantic 2015 Restricted Share Plan ("Atlantic 2015 RSP") (collectively, the "2015 Schemes") which were approved by the shareholders of the Company to substitute the 2008 Schemes.

Atlantic 2008 ESOS and Atlantic 2015 ESOS ("Atlantic ESOS")

Under the Atlantic 2008 ESOS, the number of additional ordinary shares to be issued pursuant to Atlantic 2008 ESOS shall not exceed 15% of the total number of issued shares (excluding treasury shares) in the capital of the Company but subject to the aggregate number of shares available under the 2008 Schemes not exceeding 15% of total number of issued shares, from time to time. The Atlantic 2008 ESOS has been terminated on 29 April 2015.

On 30 January 2014, the Company granted 4,050,000 share options under the Atlantic 2008 ESOS. 2,025,000 share options are exercisable between 30 January 2015 and 29 January 2019, and the remaining 2,025,000 share options are exercisable between 30 January 2016 and 29 January 2019, at the exercise price of S\$0.34 if the vesting conditions are met. The estimated fair value of the options granted is approximately S\$405,000 (equivalent to US\$319,000). The termination of the Atlantic 2008 ESOS shall not affect the outstanding share options granted and accepted but remain unexercised (whether fully or partially) at the termination of this Atlantic 2008 ESOS.

Under the Atlantic 2015 ESOS, the number of additional ordinary shares to be issued pursuant to Atlantic 2015 ESOS shall not exceed 15% of the total number of issued shares (excluding treasury shares) in the capital of the Company but subject to the aggregate number of shares available under the 2015 Schemes not exceeding 15% of total number of issued shares, from time to time.

On 12 May 2015, the Company granted 750,000 share options under the Atlantic 2015 ESOS to Mr Wong Siew Cheong. 375,000 share options are exercisable between 12 May 2016 and 11 May 2020, and the remaining 375,000 share options are exercisable between 12 May 2017 and 11 May 2020, at the exercise price of S\$0.43 if the vesting conditions are met. The estimated fair value of the options granted is approximately S\$76,000 (equivalent to US\$54,000).

Details of share options granted to the directors of the Company are as follows:

Name of director	Number of options
Tong Choo Cherng ⁽¹⁾	750,000
Lee Kah Hoo ⁽¹⁾	260,000
Eu Lee Koon ⁽¹⁾	260,000
Goh Boon Chye ⁽¹⁾	260,000
Wong Siew Cheong ⁽²⁾	750,000
Total	2,280,000

⁽¹⁾ These options are granted under the Atlantic 2008 ESOS.

⁽²⁾ These options are granted under the Atlantic 2015 ESOS.

Directors' Statement

5. Share plans (cont'd)

Atlantic 2008 ESOS and Atlantic 2015 ESOS ("Atlantic ESOS") (cont'd)

Details of the options to subscribe for ordinary shares of the Company granted to directors of the Company pursuant to the Atlantic ESOS are as follows:

Name of director	Options granted during financial year	Aggregate options granted since commencement of plan to end of financial year	Aggregate options exercised since commencement of plan to end of financial year	Aggregate options outstanding as at end of financial year
Tong Choo Cherng	–	750,000	–	750,000
Lee Kah Hoo	–	260,000	–	260,000
Eu Lee Koon	–	260,000	–	260,000
Goh Boon Chye	–	260,000	–	260,000
Wong Siew Cheong	–	750,000	–	750,000
Total	–	2,280,000	–	2,280,000

These options do not entitle the holder to participate, by virtue of the options, in any share issue of any other corporation.

Atlantic 2008 PSP and Atlantic 2015 PSP ("Atlantic PSP")

The Atlantic 2008 PSP has been terminated on 29 April 2015 and there are no outstanding performance shares under the Atlantic 2008 PSP at the termination of this Atlantic 2008 PSP.

Under the Atlantic 2015 PSP, the number of additional ordinary shares to be issued pursuant to the Atlantic PSP shall not exceed 15% of the total number of issued shares (excluding treasury shares) in the capital of the Company but subject to the aggregate number of shares available under the 2015 Schemes not exceeding 15% of total number of issued shares, from time to time.

No performance shares have been granted under the Atlantic PSP during the financial year ended 31 December 2016.

Atlantic 2008 RSP and Atlantic 2015 RSP ("Atlantic RSP")

The Atlantic 2008 RSP has been terminated on 29 April 2015 and there are no outstanding performance shares under the Atlantic 2008 RSP at the termination of this Atlantic 2008 RSP.

Under the Atlantic 2015 RSP, the number of additional ordinary shares to be issued pursuant to the Atlantic 2015 RSP shall not exceed 15% of the total number of issued shares (excluding treasury shares) in the capital of the Company but subject to the aggregate number of shares available under the 2015 Schemes not exceeding 15% of total number of issued shares, from time to time.

Directors' Statement

5. Share plans (cont'd)

Atlantic 2008 RSP and Atlantic 2015 RSP ("Atlantic RSP")(cont'd)

No share awards have been granted under the Atlantic RSP during the financial year ended 31 December 2016.

At the date of this report, the committee which administers the Atlantic ESOS, Atlantic PSP and Atlantic RSP comprises Mr Eu Lee Koon, Mr Wong Siew Cheong and Mr Tong Choo Cherng.

Except as disclosed above, since the commencement of the employee share option plans till the end of the financial year:

- No options have been granted to the controlling shareholders of the Company and their associates
- No participant has received 5% or more of the total options available under the plans
- No options that entitle the holder to participate, by virtue of the options, in any share issue of any other corporation have been granted
- No options have been granted at a discount

6. Audit committee

The members of the Audit Committee ("AC") at the date of this report are:

Goh Boon Chye (Chairman)	Independent Director
Lee Kah Hoo (Member)	Lead Independent Director
Eu Lee Koon (Member)	Independent Director

The AC carried out its functions in accordance with Section 201B (5) of the Singapore Companies Act, Chapter 50, the Listing Manual of the Singapore Exchange Securities Trading Limited and the Code of Corporate Governance. The functions performed and further details are set out in the Report on Corporate Governance.

The AC, having reviewed all non-audit services provided by the external auditor to the Group, is satisfied that the nature and extent of such services would not affect the independence of the external auditor. The AC has also conducted a review of interested person transactions.

The AC convened four meetings during the year with full attendance from all members. The AC has also met with internal and external auditors, without the presence of the Company's management, at least once a year.

Further details regarding the AC are disclosed in the Report on Corporate Governance.

The AC has nominated Ernst & Young LLP for re-appointment as auditor of the Company at the forthcoming Annual General Meeting.

Directors' Statement

7. **Auditors**

Ernst & Young LLP have expressed their willingness to accept re-appointment as auditors.

On behalf of the board of directors:

Wong Siew Cheong
Director

Tong Choo Cherng
Director

13 April 2017

Independent Auditor's Report

To the Members of Atlantic Navigation Holdings (Singapore) Limited

Report on the Audit of the Financial Statements

Opinion

We have audited the financial statements of Atlantic Navigation Holdings (Singapore) Limited (the "Company") and its subsidiaries (collectively, the "Group") which comprise the balance sheets of the Group and the Company as at 31 December 2016, the statements of changes in equity of the Group and the Company and the consolidated statement of comprehensive income and consolidated cash flow statement of the Group for the year then ended, and notes to the financial statements, including a summary of significant accounting policies.

In our opinion, the accompanying consolidated financial statements of the Group, the balance sheet and the statement of changes in equity of the Company are properly drawn up in accordance with the provisions of the Companies Act, Chapter 50 (the Act) and Financial Reporting Standards in Singapore (FRSs) so as to give a true and fair view of the consolidated financial position of the Group and the financial position of the Company as at 31 December 2016 and of the consolidated financial performance, consolidated changes in equity and consolidated cash flows of the Group and changes in equity of the Company for the year ended on that date.

Basis for Opinion

We conducted our audit in accordance with Singapore Standards on Auditing (SSAs). Our responsibilities under those standards are further described in the *Auditor's Responsibilities for the Audit of the Financial Statements* section of our report. We are independent of the Group in accordance with the Accounting and Corporate Regulatory Authority (ACRA) *Code of Professional Conduct and Ethics for Public Accountants and Accounting Entities* (ACRA Code) together with the ethical requirements that are relevant to our audit of the financial statements in Singapore, and we have fulfilled our other ethical responsibilities in accordance with these requirements and the ACRA Code. We believe that the audit evidence we have obtained is sufficient and appropriate to provide a basis for our opinion.

Material Uncertainty Related to Going Concern

We draw attention to Note 2.1 to the financial statements. The Group incurred a net loss of US\$11,427,000 during the financial year ended 31 December 2016 and as at that date, the Group's current liabilities exceeded its current assets by US\$39,713,000. These factors indicate the existence of a material uncertainty which may cast significant doubt about the Group's ability to continue as a going concern. The Group's ability to continue as a going concern is dependent on its ability to secure funding to support its working capital requirements as well as committed capital expenditure in the near term and obtain support from various parties to restructure its loans and borrowings so as to enable it to meet its financial obligations. The Group's actions after the balance sheet date are disclosed in Note 33 to the financial statements. If the Group is unable to continue in operational existence for the foreseeable future, the Group may be unable to discharge its liabilities in the normal course of business and adjustments may have to be made to reflect the situation that assets may need to be realised other than in the normal course of business and at amounts which could differ significantly from the amounts at which they are currently recorded in the balance sheet. In addition, the Group may have to reclassify non-current assets and liabilities as current assets and liabilities. No such adjustments have been made to these financial statements. Our opinion is not qualified in respect of this matter.

Independent Auditor's Report

To the Members of Atlantic Navigation Holdings (Singapore) Limited

Key Audit Matters

Key audit matters are matters that, in our professional judgement, were of most significance in our audit of the financial statements of the current period. These matters were addressed in the context of our audit of the financial statements as a whole, and in forming our opinion thereon, and we do not provide a separate opinion on these matters. In addition to the matter described in the *Material Uncertainty Related to Going Concern* section, we have determined the matters described below to be the key audit matters to be communicated in our report. For each matter below, our description of how our audit addressed the matter is provided in that context.

We have fulfilled the responsibilities described in the Auditor's responsibilities for the audit of the financial statements section of our report, including in relation to these matters. Accordingly, our audit included the performance of procedures designed to respond to our assessment of the risks of material misstatement of the financial statements. The results of our audit procedures, including the procedures performed to address the matters below, provide the basis for our audit opinion on the accompanying financial statements.

1. Carrying value of vessels

The Group owned 19 vessels during the year with a carrying value of US\$102,466,000 as at 31 December 2016. Management has performed an annual impairment test on the vessels due to the presence of impairment indicators on all vessels as at 31 December 2016. The impairment test was conducted by comparing the carrying amount of the vessels to their respective recoverable amount, which is the higher of its fair value less cost to sell and the value in use. This area was significant to our audit due to the carrying value of the vessels which represented 57% of the total assets as at 31 December 2016 and the judgment involved in the impairment assessment to determine the recoverable amount of the vessels.

Management has assessed the recoverable amounts of operating vessels based on its value in use calculations by performing cash flow projections over its remaining useful lives. This assessment required management to use significant judgement over the assumptions and estimations for the projections. For all other vessels, Management has assessed recoverable amounts based on fair values less cost to sell. Management engaged an external valuation expert to perform valuations of the vessels and these valuations involve various underlying assumptions and techniques used by the external valuation expert.

Independent Auditor's Report

To the Members of Atlantic Navigation Holdings (Singapore) Limited

Key Audit Matters (cont'd)

1. Carrying value of vessels (cont'd)

We have performed the following audit procedures, amongst others, in response to the above mentioned key audit matter:

- Reviewed the basis of management's assessment of the estimated useful lives and residual values of the vessels;
- Assessed management's evaluation of indicators of impairment for the vessels;
- Reviewed management's assessment of recoverable amounts of the vessels through the following:
 - o Reviewed valuation reports provided by Management;
 - o Assessed the credentials of the valuers and their ability to perform a reasonable valuation;
 - o Evaluated the methodology and assumptions used in valuation report, which was assisted by our internal valuation specialists;
 - o Assessed the key assumptions used in value in use calculations, including vessels projected future charter rates, utilisation rate and gross margin, by comparing to historical data and market outlook;
 - o Evaluated the discount rates used to determine the present value by comparing to external observable data, which was assisted by our internal valuation specialists; and
 - o Reviewed management's analysis of the sensitivity of the recoverable amount to changes in the key assumptions.

Based on the outcome of the impairment tests, the Group recorded an impairment loss of US\$2,269,000 for its vessels. We also assessed the adequacy of the relevant disclosures in the financial statements. The management's conclusion on the impairment test and the related disclosures are included in Note 3.2b and 11. The accounting policies for property, vessels and equipment and its relevant disclosures, and the key sources of estimation uncertainty in relation to impairment of non-financial assets are disclosed in Note 2.6, Note 11 and Note 3.2b respectively.

2. Trade receivables and allowance for doubtful debts

Trade receivables of US\$9,538,000 as at 31 December 2016 were significant to the Group as they represent 69% of the total current assets as at 31 December 2016. The credit worthiness of customers may be impacted by certain micro and macro-economic conditions, resulting in overdue trade receivables. The collectability of trade receivables is a key element of the Group's working capital management. The Group performs an assessment on the outstanding amount due from each customer on a monthly basis. In certain circumstances, the Group also accepts offsetting arrangements with customers such as the transfer of ownership of vessel held by the customers to offset the receivables owing to the Group or offsetting trade receivables with trade payables, when the customer is also a vendor. The offsetting arrangements required judgement to be made with regards to the fair value of the vessel to be transferred and whether the recoverable amount from the vessel is sufficient to cover the amount owing by the customer. This required management to engage an external valuation expert to perform valuation for the vessel to be transferred. The valuation involves various underlying assumptions and techniques used by the external valuation expert. In addition, trade receivables impairment assessment other than those with offsetting arrangements require significant management judgement. As such, we determined that this is a key audit matter.

Independent Auditor's Report

To the Members of Atlantic Navigation Holdings (Singapore) Limited

Key Audit Matters (cont'd)

2. Trade receivables and allowance for doubtful debts (cont'd)

We have performed the following audit procedures, amongst others, in response to the above mentioned key audit matter:

- Obtained an understanding of the credit policies and credit assessment procedures;
- Assessed the Group's processes and controls relating to the monitoring of trade receivables and considered aging to identify collection risks;
- Evaluated the adequacy of the allowance for doubtful accounts through the following:
 - o Reviewed debtors aging report to identify any long overdue receivables and reviewed their historical pattern of settlement;
 - o Discussed with management on the collectability of receivables and adequacy of doubtful receivables allowances, and inquire management if there are any known disputed receivables;
 - o Reviewed the collectability of the trade receivables by way of obtaining evidence of receipts subsequent to the balance sheet date from the customers;
 - o Selected samples to circulate trade receivables confirmation. For non-replies, we have performed alternative audit work by checking to supporting sales and delivery documents or checking subsequent cash settlements by vouching to receipts in the form of bank advices or equivalent and bank statements;
 - o Reviewed for offsetting arrangements during the financial year, if any;
 - o Obtained appropriate valuation reports of the affected vessels for assessment;
 - o Assessed the credentials of the valuer and their ability to perform a reasonable valuation; and
 - o Evaluated the methodology and assumptions used in valuation report, which was assisted by our internal valuation specialists.

We assessed the adequacy of the Company's disclosures on the trade receivables, the key sources of estimation uncertainty in relation to impairment of loans and receivables, and the related risks such as credit risk and liquidity risk in Notes 18, 3.2c and 29 to the financial statements respectively.

Other Information

Management is responsible for other information. The other information comprises the information included in the annual report, but does not include the financial statements and our auditor's report thereon.

Our opinion on the financial statements does not cover the other information and we do not express any form of assurance conclusion thereon.

In connection with our audit of the financial statements, our responsibility is to read the other information and, in doing so, consider whether the other information is materially inconsistent with the financial statements or our knowledge obtained in the audit or otherwise appears to be materially misstated. If, based on the work we have performed, we conclude that there is a material misstatement of this other information, we are required to report that fact. We have nothing to report in this regard.

Independent Auditor's Report

To the Members of Atlantic Navigation Holdings (Singapore) Limited

Responsibilities of Management and Directors for the Financial Statements

Management is responsible for the preparation of financial statements that give a true and fair view in accordance with the provisions of the Act and FRSs, and for devising and maintaining a system of internal accounting controls sufficient to provide a reasonable assurance that assets are safeguarded against loss from unauthorised use or disposition; and transactions are properly authorised and that they are recorded as necessary to permit the preparation of true and fair financial statements and to maintain accountability of assets.

In preparing the financial statements, management is responsible for assessing the Group's ability to continue as a going concern, disclosing, as applicable, matters related to going concern and using the going concern basis of accounting unless management either intends to liquidate the Group or to cease operations, or has no realistic alternative but to do so.

The directors' responsibilities include overseeing the Group's financial reporting process.

Auditor's Responsibilities for the Audit of the Financial Statements

Our objectives are to obtain reasonable assurance about whether the financial statements as a whole are free from material misstatement, whether due to fraud or error, and to issue an auditor's report that includes our opinion. Reasonable assurance is a high level of assurance, but is not a guarantee that an audit conducted in accordance with SSAs will always detect a material misstatement when it exists. Misstatements can arise from fraud or error and are considered material if, individually or in the aggregate, they could reasonably be expected to influence the economic decisions of users taken on the basis of these financial statements.

As part of an audit in accordance with SSAs, we exercise professional judgement and maintain professional scepticism throughout the audit. We also:

- Identify and assess the risks of material misstatement of the financial statements, whether due to fraud or error, design and perform audit procedures responsive to those risks, and obtain audit evidence that is sufficient and appropriate to provide a basis for our opinion. The risk of not detecting a material misstatement resulting from fraud is higher than for one resulting from error, as fraud may involve collusion, forgery, intentional omissions, misrepresentations, or the override of internal control.
- Obtain an understanding of internal control relevant to the audit in order to design audit procedures that are appropriate in the circumstances, but not for the purpose of expressing an opinion on the effectiveness of the Groups internal control.
- Evaluate the appropriateness of accounting policies used and the reasonableness of accounting estimates and related disclosures made by management.
- Conclude on the appropriateness of management's use of the going concern basis of accounting and, based on the audit evidence obtained, whether a material uncertainty exists related to events or conditions that may cast significant doubt on the Group's ability to continue as a going concern. If we conclude that a material uncertainty exists, we are required to draw attention in our auditor's report to the related disclosures in the financial statements or, if such disclosures are inadequate, to modify our opinion. Our conclusions are based on the audit evidence obtained up to the date of our auditor's report. However, future events or conditions may cause the Group to cease to continue as a going concern.
- Evaluate the overall presentation, structure and content of the financial statements, including the disclosures, and whether the financial statements represent the underlying transactions and events in a manner that achieves fair presentation.
- Obtain sufficient appropriate audit evidence regarding the financial information of the entities or business activities within the Group to express an opinion on the consolidated financial statements. We are responsible for the direction, supervision and performance of the group audit. We remain solely responsible for our audit opinion.

We communicate with the directors regarding, among other matters, the planned scope and timing of the audit and significant audit findings, including any significant deficiencies in internal control that we identify during our audit.

Independent Auditor's Report

To the Members of Atlantic Navigation Holdings (Singapore) Limited

Auditor's Responsibilities for the Audit of the Financial Statements (cont'd)

We also provide the directors with a statement that we have complied with relevant ethical requirements regarding independence, and to communicate with them all relationships and other matters that may reasonably be thought to bear on our independence, and where applicable, related safeguards.

From the matters communicated with the directors, we determine those matters that were of most significance in the audit of the financial statements of the current period and are therefore the key audit matters. We describe these matters in our auditor's report unless law or regulation precludes public disclosure about the matter or when, in extremely rare circumstances, we determine that a matter should not be communicated in our report because the adverse consequences of doing so would reasonably be expected to outweigh the public interest benefits of such communication.

Report on other legal and regulatory requirements

In our opinion, the accounting and other records required by the Act to be kept by the Company and by those subsidiary corporations incorporated in Singapore of which we are the auditors have been properly kept in accordance with the provisions of the Act.

The engagement partner on the audit resulting in this independent auditor's report is Shekaran Krishnan.

Ernst & Young LLP
Public Accountants and
Chartered Accountants
Singapore
13 April 2017

Consolidated Statement of Comprehensive Income

For the financial year ended 31 December 2016

(Amounts expressed in United States Dollars)

	Note	2016 US\$'000	2015 US\$'000
Revenue	4	29,806	49,758
Cost of services		(24,522)	(27,826)
Gross profit		5,284	21,932
Other items of income			
Finance income	5	11	13
Other income	6	211	58
Other items of expense			
Marketing and distribution expenses		(138)	(156)
Administrative expenses		(6,732)	(6,132)
Finance costs	5	(1,812)	(1,336)
Other expenses	7	(8,173)	(368)
Share of results of an associate		2	42
(Loss)/profit before tax	8	(11,347)	14,053
Income tax expense	9	(80)	–
(Loss)/profit for the year, representing total comprehensive income for the year attributable to owners of the Company		<u>(11,427)</u>	<u>14,053</u>
Earnings per share attributable to owners of the Company (US\$ cents)			
Basic	10	(4.38)	5.39
Diluted	10	<u>(4.38)</u>	<u>5.30</u>

The accompanying accounting policies and explanatory notes form an integral part of the financial statements.

Balance Sheets

As at 31 December 2016

(Amounts expressed in United States Dollars)

	Note	Group		Company	
		2016 US\$'000	2015 US\$'000	2016 US\$'000	2015 US\$'000
ASSETS					
Non-current assets					
Property, vessels and equipment	11	165,248	108,642	–	–
Intangible asset	12	141	141	141	141
Investment in subsidiaries	13	–	–	66,741	66,741
Investment in an associate	14	–	542	–	542
Prepayments		299	145	–	–
		<u>165,688</u>	<u>109,470</u>	<u>66,882</u>	<u>67,424</u>
Current assets					
Inventories	16	281	117	–	–
Vessels held for sale	17	180	719	–	–
Trade and other receivables	18	10,887	15,682	72,526	27,543
Prepayments		843	219	205	27
Cash and bank balances	19	1,536	4,261	197	799
Bank deposits pledged	19	100	–	8	–
		<u>13,827</u>	<u>20,998</u>	<u>72,936</u>	<u>28,369</u>
Total assets		<u>179,515</u>	<u>130,468</u>	<u>139,818</u>	<u>95,793</u>
EQUITY AND LIABILITIES					
Current liabilities					
Trade and other payables	22	14,782	6,858	2,414	136
Other liabilities	23	3,409	2,673	730	99
Loans and borrowings	20	35,349	13,677	31,897	12,820
		<u>53,540</u>	<u>23,208</u>	<u>35,041</u>	<u>13,055</u>
Net current (liabilities)/assets		<u>(39,713)</u>	<u>(2,210)</u>	<u>37,895</u>	<u>15,314</u>
Non-current liabilities					
Provisions	21	519	438	–	–
Loans and borrowings	20	40,400	10,735	30,044	7,522
		<u>40,919</u>	<u>11,173</u>	<u>30,044</u>	<u>7,522</u>
Total liabilities		<u>94,459</u>	<u>34,381</u>	<u>65,085</u>	<u>20,577</u>
Net assets		<u>85,056</u>	<u>96,087</u>	<u>74,733</u>	<u>75,216</u>
Equity attributable to owners of the Company					
Share capital	24	12,370	12,370	85,534	85,534
Other reserves	25	995	599	736	340
Retained earnings/(accumulated losses)		71,691	83,118	(11,537)	(10,658)
Total equity		<u>85,056</u>	<u>96,087</u>	<u>74,733</u>	<u>75,216</u>
Total equity and liabilities		<u>179,515</u>	<u>130,468</u>	<u>139,818</u>	<u>95,793</u>

The accompanying accounting policies and explanatory notes form an integral part of the financial statements.

Statements of Changes in Equity

For the financial year ended 31 December 2016

(Amounts expressed in United States Dollars)

Group	Equity, total US\$'000	Attributable to owners of the Company		Retained earnings US\$'000
		Share capital (Note 24) US\$'000	Other reserves (Note 25) US\$'000	
Balance at 1 January 2016	96,087	12,370	599	83,118
Loss for the year, representing total comprehensive income for the year	(11,427)	–	–	(11,427)
<u>Contributions by and distributions to owners</u>				
Grant of equity-settled share options to employees	28	–	28	–
Equity component of convertible loan instrument	368	–	368	–
Total contributions by and distributions to owners	396	–	396	–
Balance at 31 December 2016	85,056	12,370	995	71,691
Balance at 1 January 2015	83,481	12,370	476	70,635
Profit for the year, representing total comprehensive income for the year	14,053	–	–	14,053
<u>Contributions by and distributions to owners</u>				
Grant of equity-settled share options to employees	123	–	123	–
Dividends on ordinary shares	(1,570)	–	–	(1,570)
Total contributions by and distributions to owners	(1,447)	–	123	(1,570)
Balance at 31 December 2015	96,087	12,370	599	83,118

The accompanying accounting policies and explanatory notes form an integral part of the financial statements.

The accompanying accounting policies and explanatory notes form an integral part of the financial statements.

Statements of Changes in Equity

For the financial year ended 31 December 2016

(Amounts expressed in United States Dollars)

Company	Equity, total US\$'000	Attributable to owners of the Company		
		Share capital (Note 24) US\$'000	Other reserves (Note 25) US\$'000	Accumulated losses US\$'000
Balance at 1 January 2016	75,216	85,534	340	(10,658)
Loss for the year, representing total comprehensive income for the year	(879)	–	–	(879)
<u>Contributions by and distributions to owners</u>				
Grant of equity-settled share options to employees	28	–	28	–
Equity component of convertible loan instrument	368	–	368	–
Total contributions by and distributions to owners	396	–	396	–
Balance at 31 December 2016	<u>74,733</u>	<u>85,534</u>	<u>736</u>	<u>(11,537)</u>
Balance at 1 January 2015	75,085	85,534	217	(10,666)
Profit for the year, representing total comprehensive income for the year	1,578	–	–	1,578
<u>Contributions by and distributions to owners</u>				
Grant of equity-settled share options to employees	123	–	123	–
Dividends on ordinary shares	(1,570)	–	–	(1,570)
Total contributions by and distributions to owners	(1,447)	–	123	(1,570)
Balance at 31 December 2015	<u>75,216</u>	<u>85,534</u>	<u>340</u>	<u>(10,658)</u>

The accompanying accounting policies and explanatory notes form an integral part of the financial statements.

Consolidated Cash Flow Statement

For the financial year ended 31 December 2016

(Amounts expressed in United States Dollars)

	Note	2016 US\$'000	2015 US\$'000
Operating activities			
(Loss)/profit before tax		(11,347)	14,053
Adjustments for:			
Net gain on disposal of property, vessels and equipment	6	(57)	(2)
Interest income	5	(11)	(13)
Depreciation of property, vessels and equipment	8,11	6,170	5,319
Allowance for doubtful trade debts, net	18	1,303	(15)
Impairment loss on amount due from associate	18	101	–
Bad debts written off	8	11	–
Share of results of an associate		(2)	(42)
Finance costs	5	1,812	1,336
Provisions	21	137	140
Write-off of property, vessels and equipment	8,11	5,340	23
Impairment loss on property, vessels and equipment	8,11	2,269	–
Impairment loss on vessels held for sales	17	20	–
Grant of equity-settled share options to employees	26	28	123
Impairment of investment in associate	14	544	–
Total adjustments		17,665	6,869
Operating cash flows before changes in working capital		6,318	20,922
Changes in working capital:			
Increase in inventories		(164)	(48)
Decrease/(increase) in trade and other receivables		3,380	(3,103)
Increase in prepayments		(778)	(17)
Increase in trade and other payables		5,624	1,451
Decrease in provisions		(56)	(54)
Increase/(decrease) in other liabilities		736	(268)
Total changes in working capital		8,742	(2,039)
Cash generated from operations		15,060	18,883
Interest received		11	13
Interest paid		(4,427)	(1,336)
Income tax paid		(80)	–
Net cash flows from operating activities		10,564	17,560
Investing activities			
Purchase of property, vessels and equipment		(66,952)	(14,003)
Proceeds from disposal of property, vessels and equipment		126	42
Investment in an associate		–	(500)
Addition to intangible assets		–	(141)
Net cash flows used in investing activities		(66,826)	(14,602)

The accompanying accounting policies and explanatory notes form an integral part of the financial statements.

Consolidated Cash Flow Statement

For the financial year ended 31 December 2016

(Amounts expressed in United States Dollars)

	Note	2016 US\$'000	2015 US\$'000
Financing activities			
Proceed from loan from a shareholder		2,300	–
Dividends paid on ordinary shares	32	–	(1,570)
Proceeds from loans and borrowings		62,360	10,564
Repayment of loans and borrowings		(11,618)	(15,789)
(Increase)/Decrease in bank deposits pledged		(100)	2,044
Net cash flows generated from/(used in) financing activities		52,942	(4,751)
Net decrease in cash and cash equivalents		(3,320)	(1,793)
Cash and cash equivalents at 1 January		4,261	6,054
Cash and cash equivalents at 31 December	19	941	4,261

The accompanying accounting policies and explanatory notes form an integral part of the financial statements.

Notes to the Financial Statements

For the financial year ended 31 December 2016

1. Corporate information

The former name of the Company is Fastube Limited. Upon the completion of a reverse acquisition on 31 July 2012, the Company's name was changed to Atlantic Navigation Holdings (Singapore) Limited which is a limited liability company incorporated and domiciled in Singapore. The Company is listed on the Singapore Exchange Securities Trading Limited ("SGX-ST").

The registered office of the Company is at 6 Battery Road #10-01, Singapore 049909. The principal place of business of the Group is located at Plot No. HD-02, P. O. Box 50246, Hamriyah Free Zone, Sharjah, United Arab Emirates.

The principal activity of the Company is that of investment holding. The principal activities of the subsidiaries are disclosed in Note 13 to the financial statements.

1.2 Reverse acquisition undertaken by the Company (the "Reverse Acquisition")

On 13 March 2011, Atlantic Navigation Holdings (Singapore) Limited (the "Company") had entered into a sale and purchase agreement with the then-controlling shareholders of the Company (the "Purchasers") to dispose of the Company's then-existing subsidiaries and its existing business to the Purchasers (the "Disposal"). The Disposal was subsequently completed on 31 July 2012 and pursuant to the Disposal, the Company became a non-trading shell company.

On 31 July 2012, the Company completed the acquisition of the entire issued and paid-up capital of Atlantic Navigation Holdings Inc. ("ANH Inc.") and its subsidiaries (collectively, the "Atlantic Group") (the "Acquisition"). The Acquisition resulted in a Reverse Takeover ("RTO") of the Company.

The Acquisition has been accounted for as a RTO and the legal subsidiaries, the Atlantic Group, is regarded as the acquirer and the Company, previously known as Fastube Limited ("Fastube") before completion on 31 July 2012, is regarded as the acquiree for accounting purposes. As such, the consolidated financial statements have been prepared and presented as a continuation of the Atlantic Group's financial statements.

The purchase consideration was satisfied by the allotment and issuance of 228,125,000 new shares in the capital of the Company on 31 July 2012.

The shares in the Company were consolidated on 31 July 2012 on the basis of one share for every 10 shares held by shareholders ("Share Consolidation"). The number of consolidated shares to which shareholders are entitled arising from the Share Consolidation were rounded down to the nearest whole consolidated share, and any fractions of consolidated shares arising from the Share Consolidation were disregarded.

At Group level

The acquisition of the Atlantic Group has been accounted for in the consolidated financial statements as a reverse acquisition involving a non-trading shell company. This transaction has been accounted for in the consolidated financial statements as a share-based transaction as described in FRS 102 *Share-based Payment* where the Atlantic Group was deemed to have issued shares in exchange for the net assets/liabilities in the Company together with the listing status of the Company. The cost of acquisition is determined using the fair value of the issued equity of the Company before the acquisition, being 12,500,000 consolidated shares at the market price at the date of acquisition. The listing status did not qualify for recognition as an intangible asset, and accordingly, the cost of the reverse acquisition (net of assets/liabilities acquired) had been expensed off in the consolidated statement of comprehensive income for the financial year ended 31 December 2012.

Since such consolidated financial statements represent a continuation of the financial statements of the Atlantic Group:

- (a) the assets and liabilities of the Atlantic Group are recognised and measured in the balance sheet of the Group at their pre-acquisition carrying amounts;
- (b) the assets and liabilities of the Company are recognised and measured in the consolidated balance sheet at their acquisition-date fair values;

Notes to the Financial Statements

For the financial year ended 31 December 2016

1. Corporate information (cont'd)

1.2 Reverse acquisition undertaken by the Company (the "Reverse Acquisition") (cont'd)

At Group level (cont'd)

- (c) the accumulated profits and other equity balances recognised in the consolidated financial statements are the accumulated profits and other equity balances of the Atlantic Group immediately before the reverse acquisition; and
- (d) the amount recognised as issued equity instruments in the consolidated financial statements is determined by adding to the issued equity of the Atlantic Group immediately before the reverse acquisition to the costs of the reverse acquisition. However, the equity structure appearing in the consolidated financial statements (i.e. the number and type of equity instruments issued) reflect the equity structure of the legal parent (i.e. the Company), including the equity instruments issued by the Company to effect the reverse acquisition.

At Company level

Reverse acquisition accounting applies only to the consolidated financial statements at the Group level. Therefore, in the Company's separate financial statements, the investment in the legal subsidiaries (the Atlantic Group) is accounted for at cost less accumulated impairment losses, if any, in the Company's balance sheet.

2. Summary of significant accounting policies

2.1 Basis of presentation

The consolidated financial statements of the Group and the balance sheet and statement of changes in equity of the Company have been prepared in accordance with Singapore Financial Reporting Standards ("FRS").

The financial statements have been prepared on the historical cost basis except as disclosed in the accounting policies below.

The financial statements are presented in United States Dollars ("USD" or "US\$") and all values are rounded to the nearest thousand (US\$'000), except when otherwise indicated.

The Accounting Standards Council announced on 29 May 2014 that Singapore incorporated companies listed on the Singapore Exchange will apply a new financial reporting framework identical to the International Financial Reporting Standards. The Group will adopt the new financial reporting framework on 1 January 2018.

Going concern uncertainty

The Group incurred a net loss of US\$11,427,000 (2015: net profit of US\$14,053,000) during the financial year ended 31 December 2016 and as at that date, the Group's current liabilities exceeded its current assets by US\$39,713,000 (2015: US\$2,210,000). The financial statements have been prepared on a going concern basis as the management is reasonably confident that the Group will be able to secure funding to support its working capital requirements as well as capital expenditure in the near term and obtain support from various parties to restructure its loans and borrowings. The Group's actions after the balance sheet date are disclosed in Note 33 to the financial statements.

2.2 Changes in accounting policies

The accounting policies adopted are consistent with those of the previous financial year except in the current financial year, the Group has adopted all the new and revised standards which are effective for annual financial periods beginning on or after 1 January 2016. The adoption of these standards did not have any effect on the financial performance or position of the Group and the Company.

Notes to the Financial Statements

For the financial year ended 31 December 2016

2. Summary of significant accounting policies (cont'd)

2.3 Standards issued but not yet effective

The Group has not adopted the following standards applicable to the Group that have been issued but not yet effective:

Description	Effective for annual periods beginning on or after
Amendments to FRS 7 <i>Disclosure initiative</i>	1 January 2017
Improvements to FRSs (December 2016)	
(a) Amendments to FRS 112: <i>Classification and Measurement of Share-based Payment Transactions</i>	1 January 2017
(b) Amendments to FRS 28: <i>Measuring an Associate or Joint Venture at fair value</i>	1 January 2018
FRS 109 <i>Financial Instruments</i>	1 January 2018
FRS 115 <i>Revenue from Contracts with Customers</i>	1 January 2018
Amendments to FRS 102: <i>Classification and Measurement of Share-based Payment Transactions</i>	1 January 2018
INT FRS 122 <i>Foreign Currency Transactions and Advance Consideration</i>	1 January 2018
FRS 116 <i>Leases</i>	1 January 2019
Amendments to FRS 110 and FRS 28 <i>Sale or Contribution of Assets between an Investor and its Associate or Joint Venture</i>	To be determined

Except for FRS 109, FRS 115 and FRS 116, the directors expect that the adoption of the other standards above will have no material impact on the financial statements in the period of initial application. The nature of the impending changes in accounting policy on adoption of FRS 109, FRS 115 and FRS 116 are described below.

FRS 109 Financial Instruments

FRS 109 introduces new requirements for classification and measurement of financial assets, impairment of financial assets, and hedge accounting. Financial assets are classified according to their contractual cash flow characteristics and the business model under which they are held. The impairment requirements in FRS 109 are based on an expected credit loss model and replace the FRS 39 incurred loss model. Adopting the expected credit losses requirements will require the Group to make changes to its current systems and processes.

FRS 109 is effective for annual periods beginning on or after 1 January 2018 with early application permitted. Retrospective application is required, but comparative information is not compulsory. The Group does not expect FRS 109 to have a significant impact based on existing accounting policies and practices.

Notes to the Financial Statements

For the financial year ended 31 December 2016

2. Summary of significant accounting policies (cont'd)

2.3 Standards issued but not effective (cont'd)

FRS 115 Revenue from Contracts with Customers

FRS 115 establishes a five-step model that will apply to revenue arising from contracts with customers. Under FRS 115, revenue is recognised at an amount that reflects the consideration which an entity expects to be entitled in exchange for transferring goods or services to a customer. The principles in FRS 115 provide a more structured approach to measuring and recognising revenue when the promised goods and services are transferred to the customer i.e. when performance obligations are satisfied.

Key issues for the Group include identifying performance obligations, accounting for contract modifications, applying the constraint to variable consideration, evaluating significant financing components, measuring progress toward satisfaction of a performance obligation, recognising contract cost assets and addressing disclosure requirements.

Either a full or modified retrospective application is required for annual periods beginning on or after 1 January 2018 with early adoption permitted. The Group does not expect FRS 115 to have a significant impact.

FRS 116 Leases

FRS 116 requires lessees to recognise most leases on balance sheets to reflect the rights to use the leased assets and the associated obligations for lease payments as well as the corresponding interest expense and depreciation charges. The standard includes two recognition exemptions for lessees – leases of 'low value' assets and short-term leases. The new standard is effective for annual periods beginning on or after 1 January 2019.

The Group is currently assessing the impact of the new standard and plans to adopt the new standard on the required effective date. The Group expects the adoption of the new standard will result in an increase in total assets and total liabilities, EBITDA and gearing ratio.

Convergence with International Financial Reporting Standards

The Accounting Standards Council announced on 29 May 2014 that Singapore incorporated companies listed on SGX-ST will apply a new financial reporting framework identical to the International Financial Reporting Standards. The Group will adopt the new financial reporting framework on 1 January 2018.

The Group is currently assessing the impact of adopting these new standards and interpretations and the new financial reporting framework on the financial statements of the Group and the Company.

2.4 Basis of consolidation and business combinations

(a) Basis of consolidation

The consolidated financial statements comprise the financial statements of the Company and its subsidiaries as at the end of the reporting period. The financial statements of the subsidiaries used in the preparation of the consolidated financial statements are prepared for the same reporting date as the Company. Consistent accounting policies are applied to like transactions and events in similar circumstances.

All intra-group balances, income and expenses and unrealised gains and losses resulting from intra-group transactions and dividends are eliminated in full.

Subsidiaries are consolidated from the date of acquisition, being the date on which the Group obtains control, and continue to be consolidated until the date that such control ceases.

Losses within a subsidiary are attributed to the non-controlling interest even if that results in a deficit balance.

Notes to the Financial Statements

For the financial year ended 31 December 2016

2. Summary of significant accounting policies (cont'd)

2.4 Basis of consolidation and business combinations (cont'd)

(a) Basis of consolidation (cont'd)

A change in the ownership interest of a subsidiary, without a loss of control, is accounted for as an equity transaction. If the Group loses control over a subsidiary, it:

- de-recognises the assets (including goodwill) and liabilities of the subsidiary at their carrying amounts at the date when control is lost;
- de-recognises the carrying amount of any non-controlling interest;
- de-recognises the cumulative translation differences recorded in equity;
- recognises the fair value of the consideration received;
- recognises the fair value of any investment retained;
- recognises any surplus or deficit in profit or loss;
- re-classifies the Group's share of components previously recognised in other comprehensive income to profit or loss or retained earnings, as appropriate.

(b) Business combinations

Business combinations are accounted for by applying the acquisition method. Identifiable assets acquired and liabilities assumed in a business combination are measured initially at their fair values at the acquisition date. Acquisition-related costs are recognised as expenses in the periods in which the costs are incurred and the services are received.

Any contingent consideration to be transferred by the acquirer will be recognised at fair value at the acquisition date. Subsequent changes to the fair value of the contingent consideration which is deemed to be an asset or liability, will be recognised in profit or loss.

The Group elects for each individual business combination, whether non-controlling interest in the acquiree (if any), that are present ownership interests and entitle their holders to a proportionate share of net assets in the event of liquidation, is recognised on the acquisition date at fair value, or at the non-controlling interest's proportionate share of the acquiree's identifiable net assets. Other components of non-controlling interests are measured at their acquisition date fair value, unless another measurement basis is required by another FRS.

Any excess of the sum of the fair value of the consideration transferred in the business combination, the amount of non-controlling interest in the acquiree (if any), and the fair value of the Group's previously held equity interest in the acquiree (if any), over the net fair value of the acquiree's identifiable assets and liabilities is recorded as goodwill. In instances where the latter amount exceeds the former, the excess is recognised as gain on bargain purchase in profit or loss on the acquisition date.

Notes to the Financial Statements

For the financial year ended 31 December 2016

2. Summary of significant accounting policies (cont'd)

2.5 Foreign currency

The financial statements are presented in United States Dollars, which is also the Company's functional currency. Each entity in the Group determines its own functional currency and items included in the financial statements of each entity are measured using that functional currency.

(a) Transactions and balances

Transactions in foreign currencies are measured in the respective functional currencies of the Company and its subsidiaries and are recorded on initial recognition in the functional currency at exchange rates approximating those ruling at the transaction dates. Monetary assets and liabilities denominated in foreign currencies are translated at the rate of exchange ruling at the end of the reporting period. Non-monetary items that are measured in terms of historical cost in a foreign currency are translated using the exchange rates as at the dates of the initial transactions. Non-monetary items measured at fair value in a foreign currency are translated using the exchange rates at the date when the fair value was measured.

Exchange differences arising on the settlement of monetary items or on translating monetary items at the end of the reporting period are recognised in profit or loss.

(b) Consolidated financial statements

For consolidation purpose, the assets and liabilities of foreign operations are translated into USD at the rate of exchange ruling at the end of the reporting period and their profit or loss are translated at the exchange rates prevailing at the date of the transactions. The exchange differences arising on the translation are recognised in other comprehensive income. On disposal of a foreign operation, the component of other comprehensive income relating to that particular foreign operation is recognised in profit or loss.

2.6 Property, vessels and equipment

All items of property, vessels and equipment are initially recorded at cost. Subsequent to recognition, property, vessels and equipment are measured at cost less accumulated depreciation and any accumulated impairment losses.

Depreciation is computed on a straight-line basis over the estimated useful lives of the assets as follows:

Vessels	10 to 25 years
Dry docking	5 years
Machinery and equipment	3 to 5 years
Motor vehicles	3 to 5 years
Office equipment	3 to 5 years

Capital work-in-progress is not depreciated as it is not yet available for use.

The carrying values of property, vessels and equipment are reviewed for impairment when events or changes in circumstances indicate that the carrying value may not be recoverable.

Notes to the Financial Statements

For the financial year ended 31 December 2016

2. Summary of significant accounting policies (cont'd)

2.6 *Property, vessels and equipment (cont'd)*

Dry docking refers to major inspections and overhauls which are required at regular intervals of 5 years over the useful life of the vessels to allow the continued use of the vessels. When major inspection and overhaul is performed, its cost is recognised in the carrying amount of the vessels as a replacement if the following recognition criteria are met:

- (i) It is probable that future economic benefits associated with the asset will flow to the entity; and
- (ii) The cost of the asset to the entity can be measured reliably.

Any remaining carrying amount of the cost of the previous inspection is derecognised.

The residual value, useful life and depreciation method are reviewed at each financial year-end, and adjusted prospectively, if appropriate.

An item of property, vessel and equipment is derecognised upon disposal or when no future economic benefits are expected from its use or disposal. Any gain or loss on de-recognition of the asset is included in profit or loss in the year the asset is derecognised.

2.7 *Intangible asset*

Intangible asset acquired separately is measured initially at cost. Following initial acquisition, intangible asset is carried at cost less any accumulated amortisation and any accumulated impairment losses.

The useful life of intangible asset is assessed as indefinite.

Intangible asset with indefinite useful life are tested for impairment annually, or more frequently if the events and circumstances indicate that the carrying value may be impaired either individually or at the cash-generating unit level. Such intangible asset is not amortised. The useful life of an intangible asset with an indefinite useful life is reviewed annually to determine whether the useful life assessment continues to be supportable. If not, the change in useful life from indefinite to finite is made on a prospective basis.

Gains or losses arising from de-recognition of an intangible asset are measured as the difference between the net disposal proceeds and the carrying amount of the asset and are recognised in profit or loss when the asset is derecognised.

Club membership

Club membership acquired is measured initially at cost less any accumulated impairment loss.

Notes to the Financial Statements

For the financial year ended 31 December 2016

2. Summary of significant accounting policies (cont'd)

2.8 *Impairment of non-financial assets*

The Group assesses at each reporting date whether there is an indication that an asset may be impaired. If any indication exists, or when annual impairment testing for an asset is required, the Group makes an estimate of the asset's recoverable amount.

An asset's recoverable amount is the higher of an asset's or cash-generating unit's fair value less costs of disposal and its value in use and is determined for an individual asset, unless the asset does not generate cash inflows that are largely independent of those from other assets or group of assets. Where the carrying amount of an asset or cash-generating unit exceeds its recoverable amount, the asset is considered impaired and is written down to its recoverable amount.

A previously recognised impairment loss is reversed only if there has been a change in the estimates used to determine the asset's recoverable amount since the last impairment loss was recognised. If that is the case, the carrying amount of the asset is increased to its recoverable amount. That increase cannot exceed the carrying amount that would have been determined, net of depreciation, had no impairment loss been recognised previously. Such reversal is recognised in profit or loss.

2.9 *Subsidiaries*

A subsidiary is an investee that is controlled by the Group. The Group controls an investee when it is exposed, or has rights, to variable returns from its involvement with the investee and has the ability to affect those returns through its power over the investee.

In the Company's separate financial statements, investment in subsidiaries is accounted for at cost less impairment losses.

2.10 *Joint arrangements*

A joint arrangement is a contractual arrangement whereby two or more parties have joint control. Joint control is the contractually agreed sharing of control of an arrangement, which exists only when decisions about the relevant activities require the unanimous consent of the parties sharing control.

A joint arrangement is classified either as joint operation or joint venture, based on the rights and obligations of the parties to the arrangement.

To the extent the joint arrangement provides the Group with rights to the assets and obligations for the liabilities relating to the arrangement, the arrangement is a joint operation. To the extent the joint arrangement provides the Group with rights to the net assets of the arrangement, the arrangement is a joint venture.

Joint operations

The Group recognises in relation to its interest in a joint operation,

- (a) its assets, including its share of any assets held jointly;
- (b) its liabilities, including its share of any liabilities incurred jointly;
- (c) its revenue from the sale of its share of the output arising from the joint operation;
- (d) its share of the revenue from the sale of the output by the joint operation; and
- (e) its expenses, including its share of any expenses incurred jointly.

Notes to the Financial Statements

For the financial year ended 31 December 2016

2. Summary of significant accounting policies (cont'd)

2.10 *Joint arrangements (cont'd)*

Joint operations (cont'd)

The Group accounts for the assets, liabilities, revenues and expenses relating to its interest in a joint operation in accordance with the accounting policies applicable to the particular assets, liabilities, revenues and expenses.

2.11 *Associate*

An associate is an entity over which the Group has the power to participate in the financial and operating policy decisions of the investee but does not have control or joint control of those policies.

The Group account for its investment in associate using the equity method from the date on which it becomes an associate.

On acquisition of the investment, any excess of the cost of the investment over the Group's share of the net fair value of the investee's identifiable assets and liabilities is accounted as goodwill and is included in the carrying amount of the investment. Any excess of the Group's share of the net fair value of the investee's identifiable assets and liabilities over the cost of the investment is included as income in the determination of the entity's share of the associate's profit or loss in the period in which the investment is acquired.

Under the equity method, the investment in associate is carried in the balance sheet at cost plus post-acquisition changes in the Group's share of net assets of the associate. The profit or loss reflects the share of results of the operations of the associate. Distributions received from associate reduce the carrying amount of the investment. Where there has been a change recognised in other comprehensive income by the associate, the Group recognises its share of such changes in other comprehensive income. Unrealised gains and losses resulting from transactions between the Group and associate are eliminated to the extent of the interest in the associate.

When the Group's share of losses in an associate equals or exceeds its interest in the associate, the Group does not recognise further losses, unless it has incurred obligations or made payments on behalf of the associate.

After application of the equity method, the Group determines whether it is necessary to recognise an additional impairment loss on the Group's investment in associate. The Group determines at the end of each reporting period whether there is any objective evidence that the investment in the associate is impaired. If this is the case, the Group calculates the amount of impairment as the difference between the recoverable amount of the associate and its carrying value and recognises the amount in profit or loss.

The financial statements of the associate are prepared as the same reporting date as the Company. Where necessary, adjustments are made to bring the accounting policies in line with those of the Group.

Notes to the Financial Statements

For the financial year ended 31 December 2016

2. Summary of significant accounting policies (cont'd)

2.12 *Financial instruments*

(a) *Financial assets*

Initial recognition and measurement

Financial assets are recognised when, and only when, the Group becomes a party to the contractual provisions of the financial instrument. The Group determines the classification of its financial assets at initial recognition.

When financial assets are recognised initially, they are measured at fair value plus, in the case of financial assets not at fair value through profit or loss, directly attributable transaction costs.

Subsequent measurement

Non-derivative financial assets with fixed or determinable payments that are not quoted in an active market are classified as loans and receivables. Subsequent to initial recognition, loans and receivables are measured at amortised cost using the effective interest method, less impairment. Gains and losses are recognised in profit or loss when the loans and receivables are derecognised or impaired, and through the amortisation process.

De-recognition

A financial asset is derecognised where the contractual right to receive cash flows from the asset has expired. On de-recognition of a financial asset in its entirety, the difference between the carrying amount and the sum of the consideration received and any cumulative gain or loss that had been recognised in other comprehensive income is recognised in profit or loss.

Regular way purchases and sales

All regular way purchases and sales of financial assets are recognised or derecognised on the trade date i.e. the date that the Group commits to purchase or sell the asset. Regular way purchases or sales are purchases or sales of financial assets that require delivery of assets within the period generally established by regulation or convention in the marketplace concerned.

(b) *Financial liabilities*

Initial recognition and measurement

Financial liabilities are recognised when, and only when, the Group becomes a party to the contractual provisions of the financial instrument. The Group determines the classification of its financial liabilities at initial recognition.

All financial liabilities are recognised initially at fair value plus, in the case of financial liabilities not at fair value through profit or loss, directly attributable transaction costs.

Notes to the Financial Statements

For the financial year ended 31 December 2016

2. Summary of significant accounting policies (cont'd)

2.12 Financial Instruments (cont'd)

(b) Financial liabilities (cont'd)

Subsequent measurement

After initial recognition, financial liabilities that are not carried at fair value through profit or loss are subsequently measured at amortised cost using the effective interest method. Gains and losses are recognised in profit or loss when the liabilities are derecognised, and through the amortisation process.

De-recognition

A financial liability is de-recognised when the obligation under the liability is discharged or cancelled or expires. When an existing financial liability is replaced by another from the same lender on substantially different terms, or the terms of an existing liability are substantially modified, such an exchange or modification is treated as a de-recognition of the original liability and the recognition of a new liability, and the difference in the respective carrying amounts is recognised in profit or loss.

(c) Offsetting of financial instruments

Financial assets and financial liabilities are offset and the net amount is presented in the balance sheets, when and only when, there is a currently enforceable legal right to set off the recognised amounts and there is an intention to settle on a net basis, or to realise the assets and settle the liabilities simultaneously.

2.13 Impairment of financial assets

The Group assesses at each reporting date whether there is any objective evidence that a financial asset is impaired.

Financial assets carried at amortised cost

For financial assets carried at amortised cost, the Group first assesses whether objective evidence of impairment exists individually for financial assets that are individually significant, or collectively for financial assets that are not individually significant. If the Group determines that no objective evidence of impairment exists for an individually assessed financial asset, whether significant or not, it includes the asset in a group of financial assets with similar credit risk characteristics and collectively assesses them for impairment. Assets that are individually assessed for impairment and for which an impairment loss is, or continues to be recognised are not included in a collective assessment of impairment.

If there is objective evidence that an impairment loss on financial assets carried at amortised cost has been incurred, the amount of the loss is measured as the difference between the asset's carrying amount and the present value of estimated future cash flows discounted at the financial asset's original effective interest rate. If a loan has a variable interest rate, the discount rate for measuring any impairment loss is the current effective interest rate. The carrying amount of the asset is reduced through the use of an allowance account. The impairment loss is recognised in profit or loss.

Notes to the Financial Statements

For the financial year ended 31 December 2016

2. Summary of significant accounting policies (cont'd)

2.13 *Impairment of financial assets (cont'd)*

When the asset becomes uncollectible, the carrying amount of the impaired financial asset is reduced directly or if an amount was charged to the allowance account, the amounts charged to the allowance account are written off against the carrying value of the financial asset.

To determine whether there is objective evidence that an impairment loss on financial assets has been incurred, the Group considers factors such as the probability of insolvency or significant financial difficulties of the debtor and default or significant delay in payments.

If in a subsequent period, the amount of the impairment loss decreases and the decrease can be related objectively to an event occurring after the impairment was recognised, the previously recognised impairment loss is reversed to the extent that the carrying amount of the asset does not exceed its amortised cost at the reversal date. The amount of reversal is recognised in profit or loss.

2.14 *Cash and cash equivalents*

Cash and cash equivalents comprise cash at bank and bank overdrafts that form an integral part of the Group's cash management.

2.15 *Inventories*

Inventories are stated at the lower of cost and net realisable value. Costs incurred in bringing the inventories to their present location and condition are accounted for on a first-in first-out basis.

Where necessary, allowance is provided for damaged, obsolete and slow moving items to adjust the carrying value of inventories to the lower of cost and net realisable value.

Net realisable value is the estimated selling price in the ordinary course of business, less estimated costs of completion and the estimated costs necessary to make the sale.

2.16 *Vessels held for sale*

Vessels held for sale are vessels transferred to the Group from its trade debtors in offsetting arrangements which are intended for sale. Vessels held for sale are stated at the lower of cost and net realisable value. Net realisable value represents the estimated selling price less costs of disposal.

2.17 *Provisions*

Provisions are recognised when the Group has a present obligation (legal or constructive) as a result of a past event, it is probable that an outflow of resources embodying economic benefits will be required to settle the obligation and the amount of the obligation can be estimated reliably.

Provisions are reviewed at the end of each reporting period and adjusted to reflect the current best estimate. If it is no longer probable that an outflow of economic resources will be required to settle the obligation, the provision is reversed. If the effect of the time value of money is material, provisions are discounted using a current pre-tax rate that reflects, where appropriate, the risks specific to the liability. When discounting is used, the increase in the provision due to the passage of time is recognised as a finance cost.

Notes to the Financial Statements

For the financial year ended 31 December 2016

2. Summary of significant accounting policies (cont'd)

2.18 *Borrowing costs*

Borrowing costs are capitalised as part of the cost of a qualifying asset if they are directly attributable to the acquisition, construction or production of that asset. Capitalisation of borrowing costs commences when the activities to prepare the asset for its intended use or sale are in progress and the expenditures and borrowing costs are incurred. Borrowing costs are capitalised until the assets are substantially completed for their intended use or sale. All other borrowing costs are expensed in the period they occur. Borrowing costs consist of interest and other costs that an entity incurs in connection with the borrowing of funds.

2.19 *Convertible loan instrument*

Convertible loan instrument are separated into liability and equity components based on terms of the contract.

On issuance of the convertible loan instrument, the fair value of the liability component is determined using a market rate for an equivalent non-convertible bond. This amount is classified as a financial liability measured at amortised cost (net of transaction costs) until it is extinguished on conversion or redemption in accordance with the accounting policy set out in Note 2.12(b).

The remainder of the proceeds is allocated to the conversion option that is recognised and included in shareholders' equity. Transaction costs are deducted from equity, net of associated income tax. The carrying amount of the conversion option is not remeasured in subsequent years.

Transaction costs are apportioned between the liability and equity components of the convertible loan instrument based on the allocation of proceeds to the liability and equity components when the instruments are initially recognised.

2.20 *Employee benefits*

(a) *Employee leave entitlement*

Employee entitlements to annual leave are recognised as a liability when they are accrued to the employees in accordance with the UAE labour law. The undiscounted liability for leave expected to be settled wholly before twelve months after the end of the reporting period is recognised for services rendered by employees up to the end of the reporting period. The liability for leave expected to be settled beyond twelve months from the end of the reporting period is determined using the projected unit credit method. The net total of service costs, net interest on the liability and re-measurement of the liability are recognised in profit or loss.

(b) *Employees' end of service benefits*

The Group makes provision for end of service benefits in accordance with the UAE Labour Law. The entitlement to these benefits is based upon the employees' salary and length of service, subject to the completion of a minimum service period. The expected costs of these benefits are accrued over the period of entitlement.

Notes to the Financial Statements

For the financial year ended 31 December 2016

2. Summary of significant accounting policies (cont'd)

2.20 Employee benefits (cont'd)

(c) Employees share option plans

Employees of the Group receive remuneration in the form of share options as consideration for services rendered. The cost of these equity-settled share based payment transactions with employees is measured by reference to the fair value of the options at the date on which the options are granted which takes into account market conditions and non-vesting conditions. This cost is recognised in profit or loss, with a corresponding increase in the employee share option reserve, over the vesting period. The cumulative expense recognised at each reporting date until the vesting date reflects the extent to which the vesting period has expired and the Group's best estimate of the number of options that will ultimately vest. The charge or credit to profit or loss for a period represents the movement in cumulative expense recognised as at the beginning and end of that period and is recognised in employee benefits expense.

The employee share option reserve is transferred to retained earnings upon expiry of the share option.

Vesting and non-vesting conditions

Vesting conditions are conditions that determine whether the entity receives the services that entitle the counterparty to receive cash, other assets or equity instruments of the entity under a share-based payment arrangement.

Vesting conditions are limited to two types:

- Service condition – a vesting condition that requires counterparty to complete a specified period of service which services are provided to the entity; and
- Performance condition – a vesting condition that requires
 - (a) the counterparty to complete a specified period of service (i.e. a service condition); the service requirement can be explicit or implicit and
 - (b) specified performance target(s) to be met while the counterparty is rendering the required.

Any condition that is neither a service condition nor a performance condition would be regarded as a non-vesting condition.

Non-vesting conditions are to be taken into account when estimating the fair value of the equity instruments granted.

Notes to the Financial Statements

For the financial year ended 31 December 2016

2. Summary of significant accounting policies (cont'd)

2.21 Leases

(a) *As lessee*

Operating lease payments are recognised as an expense in profit or loss on a straight-line basis over the lease term. The aggregate benefit of incentives provided by the lessor is recognised as a reduction of rental expense over the lease term on a straight-line basis.

(b) *As lessor*

Leases in which the Group does not transfer substantially all the risks and rewards of ownership of the asset are classified as operating leases. Initial direct costs incurred in negotiating an operating lease are added to the carrying amount of the leased asset and recognised over the lease term on the same bases as rental income. The accounting policy for operating lease income (time charter income) is set out in Note 2.22(a).

2.22 Revenue

Revenue is recognised to the extent that it is probable that the economic benefits will flow to the Group and the revenue can be reliably measured, regardless of when the payment is made. Revenue is measured at the fair value of consideration received or receivable, taking into account contractually defined terms of payment and excluding taxes or duty.

(a) *Marine logistics services*

Marine logistics services consist of services provided for time charter and voyage charter services.

(i) Time charter

Revenue arising from chartering of vessels is calculated on a time apportionment basis in accordance with the terms and conditions of the charter agreement. Charter income is deferred to the extent that conditions necessary for its realisation have yet to be fulfilled.

(ii) Voyage charter

Revenue arising from voyage charter is recognised upon the completion of the voyage.

(b) *Ship repair, fabrication and other related marine services*

Revenue from the provision of ship repair, fabrication and other marine related services are recognised by the stage of completion at the end of each reporting period. Stage of completion is determined by reference to labour hours incurred to date as a percentage of total estimated labour hours for each contract. Where contract outcome cannot be measured reliably, revenue is recognised to the extent of the expenses recognised that are recoverable.

(c) *Interest income*

Interest income is recognised using the effective interest method.

Notes to the Financial Statements

For the financial year ended 31 December 2016

2. Summary of significant accounting policies (cont'd)

2.23 Taxes

(a) Current income tax

Current income tax assets and liabilities for the current and prior periods are measured at the amount expected to be recovered from or paid to the taxation authority. The tax rates and tax laws used to compute the amount are those that are enacted or substantively enacted at the end of the reporting period, in the countries where the Group operates and generates taxable income.

Current income taxes are recognised in profit or loss except to the extent that the tax relates to items recognised outside profit or loss, either in other comprehensive income or directly in equity. Management periodically evaluates positions taken in the tax returns with respect to situations in which applicable tax regulations are subject to interpretation and establishes provisions where appropriate.

(b) Deferred tax

Deferred tax is provided using the liability method on temporary differences at the end of the reporting period between the tax bases of assets and liabilities and their carrying amounts for financial reporting purposes.

Deferred tax liabilities are recognised for all taxable temporary differences, except:

- Where the deferred tax liability arises from the initial recognition of goodwill or of an asset or liability in a transaction that is not a business combination and, at the time of the transaction, affects neither the accounting profit nor taxable profit or loss; and
- In respect of taxable temporary differences associated with investments in subsidiaries, where the timing of the reversal of the temporary differences can be controlled and it is probable that the temporary differences will not reverse in the foreseeable future.

Deferred tax assets are recognised for all deductible temporary differences, the carry forward of unused tax credits and unused tax losses, to the extent that it is probable that taxable profit will be available against which the deductible temporary differences, and the carry forward of unused tax credits and unused tax losses can be utilised except:

- Where the deferred tax asset relating to the deductible temporary difference arises from the initial recognition of an asset or liability in a transaction that is not a business combination and, at the time of the transaction, affects neither accounting profit nor taxable profit or loss; and
- In respect of deductible temporary differences associated with investments in subsidiaries, deferred tax assets are recognised only to the extent that it is probable that the temporary differences will reverse in the foreseeable future and taxable profit will be available against which the temporary differences can be utilised.

Notes to the Financial Statements

For the financial year ended 31 December 2016

2. Summary of significant accounting policies (cont'd)

2.23 Taxes (cont'd)

(b) *Deferred tax (cont'd)*

The carrying amount of deferred tax assets is reviewed at the end of each reporting period and reduced to the extent that it is no longer probable that sufficient taxable profit will be available to allow all or part of the deferred tax asset to be utilised. Unrecognised deferred tax assets are reassessed at the end of each reporting period and are recognised to the extent that it has become probable that future taxable profit will allow the deferred tax asset to be recovered.

Deferred tax assets and liabilities are measured at the tax rates that are expected to apply in the year when the asset is realised or the liability is settled, based on tax rates (and tax laws) that have been enacted or substantively enacted at the end of each reporting period.

Deferred tax relating to items recognised outside profit or loss is recognised outside profit or loss. Deferred tax items are recognised in correlation to the underlying transaction either in other comprehensive income or directly in equity and deferred tax arising from a business combination is adjusted against goodwill on acquisition.

(c) *Sales tax*

Revenues, expenses and assets are recognised net of the amount of sales tax except:

- Where the sales tax incurred on a purchase of assets or services is not recoverable from the taxation authority, in which case the sales tax is recognised as part of the cost of acquisition of the asset or as part of the expense item as applicable; and
- Receivables and payables that are stated with the amount of sales tax included.

The net amount of sales tax recoverable from, or payable to, the taxation authority is included as part of receivables or payables in the balance sheet.

2.24 *Segment reporting*

For management purposes, the Group is organised into operating segments based on their services which are independently managed by the respective segment managers responsible for the performance of the respective segments under their charge. The segment managers report directly to the management of the Group who regularly reviews the segment results in order to allocate resources to the segments and to assess the segment performance. Additional disclosures on each of these segments are shown in Note 31, including the factors used to identify the reportable segments and the measurement basis of segment information.

Notes to the Financial Statements

For the financial year ended 31 December 2016

2. Summary of significant accounting policies (cont'd)

2.25 *Share capital and share issuance expenses*

Proceeds from issuance of ordinary shares are recognised as share capital in equity. Incremental costs directly attributable to the issuance of ordinary shares are deducted against share capital.

2.26 *Contingencies*

A contingent liability is:

- (a) a possible obligation that arises from past events and whose existence will be confirmed only by the occurrence or non-occurrence of one or more uncertain future events not wholly within the control of the Group, or
- (b) a present obligation that arises from past events but is not recognised because:
 - (i) It is not probable that an outflow of resources embodying economic benefits will be required to settle the obligation; or
 - (ii) The amount of the obligation cannot be measured with sufficient reliability.

A contingent asset is a possible asset that arises from past events and whose existence will be confirmed only by the occurrence or non-occurrence of one or more uncertain future events not wholly within the control of the Group.

Contingent liabilities and assets are not recognised on the balance sheet of the Group, except for contingent liabilities assumed in a business combination that are present obligations and which the fair values can be reliably determined.

3. Significant accounting estimates and judgments

The preparation of the Group's consolidated financial statements requires management to make judgments, estimates and assumptions that affect the reported amounts of revenues, expenses, assets and liabilities, and the disclosure of contingent liabilities at the end of each reporting period. Uncertainty about these assumptions and estimates could result in outcomes that could require a material adjustment to the carrying amount of the asset or liability affected in the future periods.

3.1 *Judgments made in applying accounting policies*

Proportionate consolidation of investment in joint operations

The Group formed two separate entities, Atlantic Venture Inc. ("AVI") and Bravo Trading & Shipping Co. Ltd. ("Bravo"), to acquire two vessels and provide charter services. These entities were formed with two separate groups of third party partners. The Group holds 51% and 15% equity interests in AVI and Bravo respectively. The Group has equal representation on each of the entities' board of directors and unanimous consent is required from both the Group and the respective third party partners for all major operational decisions. Both the Group and the third party partners, in accordance with their respective participating equity interests, would have the rights to the assets and obligations to the liabilities of AVI and Bravo. Based on these facts and circumstances, management concluded that the Group has joint control over AVI and Bravo and, therefore, recognised its share of each of the assets and the liabilities in respect of its interest in the respective joint operation in its financial statements.

Notes to the Financial Statements

For the financial year ended 31 December 2016

3. Significant accounting estimates and judgments (cont'd)

3.2 Key sources of estimation uncertainty

The key assumptions concerning the future and other key sources of estimation uncertainty at the end of the reporting period are discussed below. The Group based its assumptions and estimates on parameters available when the financial statements were prepared. Existing circumstances and assumptions about future developments, however, may change due to market changes or circumstances arising beyond the control of the Group. Such changes are reflected in the assumptions when they occur.

(a) Residual values and useful lives of vessels and equipment

The Group reviews the residual values and useful lives of vessels and equipment at the end of each reporting period in accordance with the accounting policy stated in Note 2.6. The cost of the vessels and equipment is depreciated on a straight-line basis over the vessels and equipment's estimated useful lives. Management estimates the useful lives of the vessels to be within 10 to 25 years and equipment to be within 3 to 5 years.

Changes in the expected level of usage and technological developments could impact the economic useful lives of the vessels and equipment; therefore future depreciation charges could be revised. The carrying amount of the Group's vessels and equipment as at 31 December 2016 was US\$102,523,000 (2015: US\$92,686,000). A 10% difference in the expected useful lives of these assets from management's estimates would result in approximately 5.4% (2015: 3.8%) variance in the Group's loss before tax (2015: profit before tax).

(b) Impairment of non-financial assets

An impairment exists when the carrying value of an asset or cash generating unit exceeds its recoverable amount, which is the higher of its fair value less costs to sell and its value in use. The Group performs an annual impairment test on the vessels due to the presence of impairment indicator as at year end. The impairment test is conducted by comparing the carrying amount of the vessels to their respective recoverable amount, which is the higher of its fair value less cost to sell and the value in use. For vessels which recoverable amounts were estimated based on fair value less costs to sell, the assessment requires the Group to engage external valuation expert to perform valuations of the assets. The valuations involve various underlying assumptions and techniques used by external valuation expert. For vessels which recoverable amounts were based on its value in use calculations, the Group performs cash flow projections over its remaining useful lives. This assessment requires management to use significant judgement over the assumptions and estimations for the projections. The carrying value of the Group's non-financial assets at the end of the reporting period is disclosed in Note 11 to the financial statements.

(c) Impairment of loans and receivables

The Group assesses at the end of each reporting period whether there is any objective evidence that a financial asset is impaired. Factors such as the probability of insolvency or significant financial difficulties of the debtor and default or significant delay in payments are objective evidence of impairment. In determining whether there is objective evidence of impairment, the Group considers whether there is observable data indicating that there have been significant changes in the debtor's payment ability or whether there have been significant changes with adverse effect in the technological, market, economic or legal environment in which the debtor operates in.

Where there is objective evidence of impairment, the amount and timing of future cash flows are estimated based on historical loss experience for assets with similar credit risk characteristics. The carrying amount of the Group's loans and receivables at the end of the reporting period is disclosed in Note 18 to the financial statements.

Notes to the Financial Statements

For the financial year ended 31 December 2016

4. Revenue

	Group	
	2016 US\$'000	2015 US\$'000
Marine logistics services:		
- Time charter	26,811	47,299
Ship repair, fabrication and other related marine services	2,995	2,459
	29,806	49,758

Revenue attributable to ship repair, fabrication and other related marine services for uncompleted projects as at the end of the reporting period does not have a significant impact on the Group's financial statements.

5. Finance income and costs

	Group	
	2016 US\$'000	2015 US\$'000
<i>Finance income:</i>		
Interest income from bank balance	11	13
<i>Finance costs:</i>		
Interest expense on bank loans	1,788	1,336
Interest expense on loan from shareholder	24	-
	1,812	1,336

6. Other income

	Note	Group	
		2016 US\$'000	2015 US\$'000
Insurance claim		74	-
Write back of allowance for doubtful trade debts	18	-	39
Miscellaneous income		80	17
Net gain on disposal of property, vessels and equipment		57	2
		211	58

Notes to the Financial Statements

For the financial year ended 31 December 2016

7. Other expenses

	Note	Group	
		2016 US\$'000	2015 US\$'000
Write-off for unauthorised withdrawal of funds (net of recovery)		–	368
Write-off of property, vessels and equipment	11	5,340	–
Impairment loss on property, vessels and equipment	11	2,269	–
Impairment loss on investment in associate	14	544	–
Impairment loss on vessels held for sale	17	20	–
		<u>8,173</u>	<u>368</u>

During the financial year ended 31 December 2015, write-off of property, vessels and equipment amounting to US\$23,000 was included in “Administrative expenses” line item of profit or loss.

In 2015, unauthorised withdrawal of funds had been made from one of the bank account of Atlantic Maritime Group FZE, a subsidiary of the Group, for an aggregate amount of US\$736,000. The funds in connection with the unauthorised withdrawal were purportedly transferred to accounts of unrelated third parties of the Group. The Group had lodged police reports with the relevant authorities. As there have been no progress, they have put the investigation on hold unless there are new information or leads.

On 25 January 2016, the Group’s principal bank has, out of goodwill, agreed to repay the Group half of the unauthorised withdrawal of funds amounting to US\$368,000. The remaining balance of US\$368,000 had been written off during the financial year ended 31 December 2015.

8. (Loss)/profit before tax

The following items have been included in arriving at (loss)/profit before tax:

	Note	Group	
		2016 US\$'000	2015 US\$'000
Audit fees paid to:			
- Auditors of the Company		60	60
- Other auditors		51	51
Non-audit fees paid to:			
- Auditors of the Company		20	20
Total audit and non-audit fees		<u>131</u>	<u>131</u>
Depreciation of property, vessels and equipment	11	6,170	5,319
Employee benefits expense*	26	10,692	11,819
Allowance for doubtful trade debts	18	1,303	24
Impairment of amount due from associate	18	101	–
Bad debts written off		11	–
Operating lease expense	28(b)	2,960	7,378
Inventories recognised as an expense in cost of services	16	<u>315</u>	<u>349</u>

* Includes directors’ remuneration and remuneration of key management personnel as disclosed in Note 26 and Note 27.

Notes to the Financial Statements

For the financial year ended 31 December 2016

9. Income tax expense

Major components of income tax expense

The major components of income tax expense for the years ended 31 December 2016 and 2015 are:

	Note	Group	
		2016 US\$'000	2015 US\$'000
<i>Consolidated statement of comprehensive income:</i>			
Current income tax			
- Withholding tax		80	–
Income tax expense recognised in profit or loss		80	–

Relationship between income tax expense and accounting (loss)/profit

A reconciliation between tax expense and the product of accounting (loss)/profit multiplied by the applicable corporate tax rate for the years ended 31 December 2016 and 2015 is as follows:

	Group	
	2016 US\$'000	2015 US\$'000
(Loss)/profit before tax	(11,347)	14,053
Tax at the domestic rates applicable to profits in the countries where the Group operates	(150)	(59)
Adjustment:		
Non-deductible expenses	150	59
Withholding tax expense on foreign charter income	80	–
Income tax expense recognised in profit or loss	80	–

The above reconciliation is prepared by aggregating separate reconciliations for each national jurisdiction.

The Company is subject to tax at the applicable rate in accordance with the relevant tax laws and regulations in Singapore. The Company's subsidiaries are either incorporated in BVI or UAE (Note 13). The BVI incorporated subsidiaries are incorporated under the International Business Companies Act of the BVI and accordingly, are exempted from payment of BVI income taxes. According to the relevant UAE laws, the UAE incorporated subsidiaries are not required to pay UAE income taxes.

Notes to the Financial Statements

For the financial year ended 31 December 2016

10. Earnings per share

Basic earnings per share from continuing operations are calculated by dividing profit from continuing operations, net of tax, attributable to owners of the Company by the weighted average number of ordinary shares outstanding during the financial year.

Diluted earnings per share from continuing operations are calculated by dividing profit from continuing operations, net of tax, attributable to owners of the Company by the weighted average number of ordinary shares outstanding during the financial year plus the weighted average number of ordinary shares that would be issued on the conversion of all the dilutive potential ordinary shares into ordinary shares.

The following tables reflect the profit and share data used in the computation of basic and diluted earnings per share for the years ended 31 December:

	Group	
	2016 US\$'000	2015 US\$'000
(Loss)/profit for the year attributable to owners of the Company used in the computation of basic and diluted earnings per share	(11,427)	14,053
	No. of shares '000	No. of shares '000
Weighted average number of ordinary shares for basic earnings per share computation	260,594	260,594
Effects of dilution:		
- Share options	–	4,531
Weighted average number of ordinary shares outstanding for diluted earnings per share computation	260,594	265,125
Basic loss/earnings per share (US\$ cents)	(4.38)	5.39
Diluted loss/earnings per share (US\$ cents)	(4.38)	5.30

4,800,000 (2015: nil) share options granted to employees under the existing Atlantic ESOS have not been included in the calculation of diluted loss per share because they are anti-dilutive

Notes to the Financial Statements

For the financial year ended 31 December 2016

11. Property, vessels and equipment

Group	Vessels	Dry docking	Machinery and equipment	Motor vehicles	Office equipment	Capital work-in-progress	Total
	US\$'000	US\$'000	US\$'000	US\$'000	US\$'000	US\$'000	US\$'000
Cost:							
At 1 January 2015	110,606	600	305	216	171	6,215	118,113
Additions	4,311	1,219	96	157	23	8,197	14,003
Disposals	–	–	–	(101)	–	–	(101)
Write off	(23)	–	–	–	–	–	(23)
At 31 December 2015 and 1 January 2016	114,894	1,819	401	272	194	14,412	131,992
Additions	13,361	423	–	–	–	56,151	69,935
Disposals	–	–	(191)	–	–	–	(191)
Reclassifications	4,020	–	–	–	–	(4,020)	–
Reclassifications from vessels held for sales	519	–	–	–	–	–	519
Write off	–	–	–	–	–	(5,340)	(5,340)
At 31 December 2016	132,794	2,242	210	272	194	61,203	196,915
Accumulated depreciation:							
At 1 January 2015	17,431	342	136	102	81	–	18,092
Depreciation for the year	4,980	195	62	43	39	–	5,319
Disposals	–	–	–	(61)	–	–	(61)
At 31 December 2015 and 1 January 2016	22,411	537	198	84	120	–	23,350
Depreciation for the year	5,649	374	76	42	29	–	6,170
Impairment loss	2,269	–	–	–	–	–	2,269
Disposals	–	–	(122)	–	–	–	(122)
At 31 December 2016	30,329	911	152	126	149	–	31,667
Net carrying amount:							
At 31 December 2015	92,483	1,282	203	188	74	14,412	108,642
At 31 December 2016	102,465	1,331	58	146	45	61,203	165,248

Notes to the Financial Statements

For the financial year ended 31 December 2016

11. Property, vessels and equipment (cont'd)

Capitalisation of borrowing costs

The Group's capital work-in-progress includes borrowing costs arising from bank loans and convertible loan borrowed specifically for the purpose of the construction of two vessels. During the financial year, the borrowing costs capitalised, including unwinding of interests, as cost of capital work-in-progress amounted to US\$2,983,000 (2015: US\$167,000). The average rate used to determine the amount of borrowing costs eligible for capitalisation was at a range of 4.20% to 8.00% (2015: 4.22%), which is the effective interest rate of the specific borrowing.

Assets pledged as security

Vessels with a carrying value of US\$144,067,000 (2015: US\$44,534,000) were pledged to secure bank loans and convertible loan (Note 20).

Capital work-in-progress

Capital work-in-progress relates to vessels under construction. For the financial year ended 31 December 2016, the Group had written off the deposit placed for one of the vessel under construction, due to the Notice of Rescission served by the shipbuilder. For additional information, refer to Note 33 of the financial statement.

Impairment of assets

During the financial year, in view of the low utilisation rate of and low margin generated from the Group's operating vessels as well as the current market environment in the oil and gas industry, a subsidiary of the Group, Atlantic Navigation Holdings Inc. carried out a review of the recoverable amount of its vessels. An impairment loss of \$2,269,000 (2015: nil), representing the write-down of these vessels to the recoverable amount was recognised in "Other expenses" line item of profit or loss for the financial year ended 31 December 2016. The recoverable amount of the vessels was based on its value in use and the pre-tax discount rate used was 9.00% per annum.

12. Intangible asset

	Group	
	2016 US\$'000	2015 US\$'000
Club membership	141	141

The club membership with lifetime tenure is assessed as having an indefinite useful life and not amortised.

Notes to the Financial Statements

For the financial year ended 31 December 2016

13. Investment in subsidiaries

	Company		Proportion (%) of ownership interest	
	2016 US\$'000	2015 US\$'000	2016 %	2015 %
Unquoted equity shares, at cost	66,741	66,741		
Name	Country of incorporation	Principal activities		
<i>Held by the Company:</i>				
⁽²⁾ Atlantic Navigation Holdings Inc.	BVI	Investment holding	100	100
<i>Held by Atlantic Navigation Holdings Inc.:</i>				
⁽¹⁾ Atlantic Maritime Group FZE	UAE	Commercial and administrative manager of the Group's marine logistics services business and provider of ship repair, fabrication and other marine services	100	100
⁽²⁾ Atlantic Oceana Inc	BVI	Ship owner	100	100
⁽²⁾ Atlantic Offshore Services Inc	BVI	Ship owner	100	100
⁽²⁾ Bimar Offshore Inc	BVI	Ship owner	100	100
⁽²⁾ Atlantic Offshore Inc	BVI	Ship owner	100	100
⁽²⁾ Crossworld Marine Services Inc	BVI	Ship owner	100	100
⁽²⁾ Oasis Marine Inc	BVI	Ship owner	100	100
⁽²⁾ Pacific International Offshore Inc	BVI	Ship owner	100	100
⁽²⁾ Atlantic Navigation Limited	BVI	Ship owner	100	100
⁽²⁾ Lift-Offshore Inc ⁽³⁾	BVI	Ship owner	100	–
<i>Held by Atlantic Maritime Group FZE:</i>				
⁽¹⁾ Atlantic Ship Management LLC	UAE	Ship management	49#	49#
⁽²⁾ Atlantic Maritime Ghana Private Limited	Ghana	Ship brokerage services	90	90

⁽¹⁾ Audited by member firms of EY Global in the respective countries

⁽²⁾ These entities are not required to be audited under the laws of the country of incorporation.

⁽³⁾ Newly incorporated during the financial year ended 31 December 2016.

This represents the legal interests of the Group in Atlantic Ship Management LLC. Atlantic Ship Management LLC is considered a wholly-owned subsidiary of the Group as the Directors have assessed and concluded that the Group has full control over the financial and operating policies and activities of this entity.

Notes to the Financial Statements

For the financial year ended 31 December 2016

14. Investment in an associate

The Group's investment in an associate is summarised below:

	2016 US\$'000	2015 US\$'000
Astra Offshore Sdn. Bhd.	544	542
Impairment losses	(544)	–
	–	542

Name of Company	Principal place of business	Principal activities	Proportion of ownership interest	
			2016 %	2015 %
⁽¹⁾ Astra Offshore Sdn. Bhd.	Malaysia	Provision of offshore marine services	40	40

⁽¹⁾ Audited by LT Ching & Associates, Malaysia.

The activities of the associate are strategic to the Group's activities.

The summarised financial information in respect of Astra Offshore Sdn. Bhd. ("Astra") based on the Malaysia Private Entity Reporting Standards financial statements and a reconciliation with the carrying amount of the investment in the consolidated financial statements are as follows:

Summarised balance sheet

	Astra	
	2016 US\$'000	2015 US\$'000
Current assets	2,427	938
Non-current assets	20	26
Total assets	2,447	964
Current liabilities	2,109	867
Non-current liabilities	313	–
Total liabilities	2,422	867
Net assets	25	97
Proportion of Group's ownership	40%	40%
Group's share of net assets	10	39
Goodwill on acquisition	400	400
Other adjustments	134	103
Carrying amount of the investment	544	542

Notes to the Financial Statements

For the financial year ended 31 December 2016

14. Investment in an associate (cont'd)

Summarised statement of comprehensive income

	2016 US\$'000	2015 US\$'000
Revenue	3,620	979
Profit after tax, representing total comprehensive income	5	49

Impairment testing of investment in an associate

For the financial year ended 31 December 2016, the Group carried out a review of the recoverable amount of its investment in the associate. The associate may not be able to recover its trade receivables and this may impact its ability to continue as a going concern. Accordingly, an impairment loss of US\$544,000 was included in the "Other expenses" line item in profit or loss. The Group has no further commitments to the associates.

15. Investment in joint operations

The Group has 51% and 15% interest in the ownership and voting rights in two joint operations, Atlantic Ventures Inc ("AVI") and Bravo Shipping and Trading Co. Ltd. ("Bravo") respectively, that are held through a subsidiary, Atlantic Navigation Holdings Inc.

AVI is incorporated in the British Virgin Islands and Bravo is incorporated in Saint Vincent and the Grenadines. Both joint operations are strategic to the Group's business. The Group jointly controls the joint operations with the respective third party partners under contractual agreements that require unanimous consent for all major operational and administrative decisions over the relevant activities.

Details of the joint operations as at 31 December 2016 are as follows:

Name of Company	Country of Incorporation	Principal activities	Proportion of ownership interest	
			2016 %	2015 %
Held by Atlantic Navigation Holdings Inc.				
⁽¹⁾ Atlantic Ventures Inc.	BVI	Buying, owning, chartering and selling of vessels	51	51
⁽¹⁾ Bravo Shipping and Trading Co. Ltd.	Saint Vincent and the Grenadines	Buying, owning, chartering and selling of vessels	15	15

⁽¹⁾ These entities are not required to be audited under the laws of the country of incorporation.

The Group had recognised its share of revenue and expenses, and assets and liabilities in respect of its interest in the respective joint operations.

Notes to the Financial Statements

For the financial year ended 31 December 2016

16. Inventories

	Group	
	2016	2015
	US\$'000	US\$'000
Balance sheet:		
Fuel and other materials	281	117
Consolidated statement of comprehensive income:		
Inventories recognised as an expense in cost of services (Note 8)	315	349

During the financial years ended 31 December 2016 and 2015, there have been no inventory written off or allowance for inventory obsolescence.

17. Vessels held for sale

	2016	2015
	US\$'000	US\$'000
At cost:		
At 1 January	719	–
Additions	–	719
Reclassification to property, vessels and equipment	(519)	–
Impairment losses	(20)	–
At 31 December	180	719

These vessels were transferred to the Group from its trade debtors to offset against the trade receivables due from them. The Group had classified these vessels as held for sales in 2015. The transaction to dispose one of the vessels did not materialise and as the Group has no realistic expectation of sale within the near future, the vessel has been reclassified to property, vessels and equipment (Note 11).

Notes to the Financial Statements

For the financial year ended 31 December 2016

18. Trade and other receivables

	Group		Company	
	2016 US\$'000	2015 US\$'000	2016 US\$'000	2015 US\$'000
Trade receivables	9,538	14,288	–	–
Other receivables	596	405		23
Deposits	287	251	–	–
Advances to staff	12	59	–	–
Advances to suppliers	102	437	–	–
Unbilled receivables	146	242	–	–
Retention receivable	206	–	–	–
Due from a subsidiary (non-trade)	–	–	72,526	27,520
Total trade and other receivables	10,887	15,682	72,526	27,543
<i>Add:</i>				
- Cash and bank balances (Note 19)	1,536	4,261	197	799
- Bank deposits pledged (Note 19)	100	–	8	–
Total loans and receivables	12,523	19,943	72,731	28,342

Trade receivables

Trade receivables are non-interest bearing and are generally on 30 to 90 days' terms. They are recognised at their original invoice amounts which represent their fair values on initial recognition.

Included in trade receivables is a balance of US\$1,000,000 (2015: US\$1,961,000) which is secured by a vessel with fair value of US\$1,200,000 (2015: US\$2,300,000).

Trade receivables denominated in foreign currencies at 31 December are as follows:

	Group	
	2016 US\$'000	2015 US\$'000
Arab Emirates Dirham	1,389	2,139
Saudi Arabian Riyal	774	–

Due from a subsidiary (non-trade)

These amounts are unsecured, non-interest bearing, repayable upon demand and are to be settled in cash.

Notes to the Financial Statements

For the financial year ended 31 December 2016

18. Trade and other receivables (cont'd)

Receivables that are past due but not impaired

The Group has trade receivables amounting to US\$7,158,000 (2015: US\$7,610,000) that are past due at the end of the reporting period but not impaired. These trade receivables are unsecured and the analysis of their aging at the end of the reporting period is as follows:

	Group	
	2016 US\$'000	2015 US\$'000
Trade receivables past due:		
Lesser than 30 days	1,967	3,246
30 to 60 days	1,370	620
More than 60 days	3,821	3,744
	7,158	7,610

Receivables that are impaired

The Group's trade and other receivables that are impaired at the end of the reporting period and the movement of the allowance accounts used to record the impairment are as follows:

	Group Collectively impaired	
	2016 US\$'000	2015 US\$'000
Trade receivables - nominal amounts	2,700	24
Amount due from associate (non-trade) – nominal amounts	101	–
Less: Allowance for impairment of trade receivables	(1,303)	(24)
Allowance for impairment of amount due from associate	(101)	–
	1,397	–

Movement in the allowance accounts:

At 1 January	24	239
Charge for the year	1,404	24
Written off	(24)	(200)
Written back	–	(39)
At 31 December	1,404	24

Trade receivables that are individually determined to be impaired at the end of the reporting period relate to debtors that are in significant financial difficulties and have defaulted on payment. These receivables are not secured by any collateral or credit enhancements.

During the financial year ended 31 December 2016, the Group has also written off a trade debt of US\$11,000.

Notes to the Financial Statements

For the financial year ended 31 December 2016

18. Trade and other receivables (cont'd)

Receivables subject to offsetting arrangements

The Group provides ship repair and other services to and charters vessels from various ship owners. There is no arrangement to settle the amount due to or from each other on a net basis but have the right to set off when mutually agreed between both parties.

The Group's trade receivables and trade payables that are off-set are as follows:

Description	31 December 2016		
	US\$'000		
	Gross carrying amounts	Gross amounts offset in the balance sheet	Net amounts in the balance sheet
Trade receivables	683	(683)	–
Trade payables	992	(683)	309

Description	31 December 2015		
	US\$'000		
	Gross carrying amounts	Gross amounts offset in the balance sheet	Net amounts in the balance sheet
Trade receivables	654	(654)	–
Trade payables	1,063	(654)	409

19. Cash and bank balances

	Group		Company	
	2016 US\$'000	2015 US\$'000	2016 US\$'000	2015 US\$'000
Cash at banks	1,536	4,261	197	799
Bank deposits pledged	100	–	8	–
Cash and bank balances	1,636	4,261	205	799

Cash at banks earns interest at floating rates based on daily bank deposit rates. Bank deposits are pledged for the Group's loans and borrowings, and earn interest at the respective bank deposit rates. The weighted average effective interest rates as at 31 December 2016 for the Group and the Company were 0.56% (2015: 0.42%) and 0.56% (2015: 0.42%) respectively.

Cash and cash equivalents denominated in foreign currencies at 31 December are as follows:

	Group		Company	
	2016 US\$'000	2015 US\$'000	2016 US\$'000	2015 US\$'000
Arab Emirates Dirham	233	1,127	–	–
Singapore Dollars	48	92	48	92
	281	1,219	48	92

Notes to the Financial Statements

For the financial year ended 31 December 2016

19. Cash and bank balances (cont'd)

For the purpose of the consolidated cash flow statement, cash and cash equivalents comprise the following at the end of the reporting period:

	Group	
	2016 US\$'000	2015 US\$'000
Cash at banks	1,536	4,261
Bank overdrafts (Note 20)	(595)	–
Cash and cash equivalents	941	4,261

20. Loans and borrowings

	Group		Company	
	2016 US\$'000	2015 US\$'000	2016 US\$'000	2015 US\$'000
Current:				
Bank loan				
- USD loan at 3-month LIBOR + 3.50% p.a. ⁽¹⁾	7,672	–	7,672	–
- USD loan at 3-month LIBOR + 3.50% p.a. ⁽²⁾	3,625	3,625	3,625	3,625
- USD revolving loan ⁽³⁾	6,900	8,500	6,900	8,500
- USD loan at 3-month LIBOR + 3.50% p.a. ⁽⁴⁾	700	695	700	695
- USD loan at LIBOR + 3.75% p.a. ⁽⁵⁾	857	857	–	–
- USD Loan at 3-month LIBOR + 3.75% p.a. ⁽⁶⁾	2,000	–	–	–
Bank overdrafts ⁽⁷⁾	595	–	–	–
Convertible loan instrument ⁽⁸⁾	13,000	–	13,000	–
	35,349	13,677	31,897	12,820

Notes to the Financial Statements

For the financial year ended 31 December 2016

20. Loans and borrowings (cont'd)

	Group		Company	
	2016	2015	2016	2015
	US\$'000	US\$'000	US\$'000	US\$'000
Non-current:				
Bank loan				
- USD loan at 3-month LIBOR + 3.50% p.a. ⁽¹⁾	26,852	–	26,852	–
- USD loan at 3-month LIBOR + 3.50% p.a. ⁽²⁾	1,812	5,437	1,812	5,437
- USD loan at 3-month LIBOR + 3.50% p.a. ⁽⁴⁾	1,380	2,085	1,380	2,085
- USD loan at LIBOR + 3.75% p.a. ⁽⁵⁾	2,356	3,213	–	–
- USD Loan at 3-month LIBOR +3.75% p.a. ⁽⁶⁾	8,000	–	–	–
	40,400	10,735	30,044	7,522
Total loans and borrowings	75,749	24,412	61,941	20,342

⁽¹⁾ This facility bears interest at 3-month LIBOR + 3.50% per annum and is repayable over 5 years in 20 equal quarterly instalments with the last instalment due in April 2021. The securities provided for this loan comprise:

- Mortgage over certain vessel (Note 11)
- Assignment of earnings/charter proceeds, insurances and requisition compensation of mortgaged vessel
- Assignment of all rights, title and interests of mortgaged vessel's charters
- Bank deposits pledged in a retention account ^(b)
- The loan includes a financial covenant which requires the Group to maintain Tangible Net Worth of at least USD 50 million

⁽²⁾ This facility bears interest at 3-month LIBOR + 3.50% per annum and is repayable over 4 years in 16 equal quarterly instalments with the last instalment due in June 2018. The securities provided for this loan comprise:

- Mortgage over certain vessels (Note 11)
- Assignment of earnings/charter proceeds and requisition compensation of mortgaged vessels
- Assignment of all rights, title and interests of mortgaged vessel's charters
- Bank deposits pledged in a retention account ^(b)
- The loan includes a financial covenant which requires the Group to maintain Tangible Net Worth of at least USD 30 million

⁽³⁾ This facility is repayable on demand. The effective interest rates for this facility ranged from 3.98% to 4.08% per annum. The securities provided for this loan comprise:

- Mortgage over certain vessel (Note 11)
- Assignment of earnings/charter proceeds and requisition compensation of mortgaged vessel
- Assignment of all rights, title and interests of mortgaged vessel's charters
- The loan includes a financial covenant which requires the Group to maintain Tangible Net Worth of at least USD 30 million

⁽⁴⁾ This facility bears interest at 3-month LIBOR + 3.50% per annum and is repayable over 4 years in 16 equal quarterly instalments with the last instalment due in December 2019. The securities provided for this loan comprise:

- Mortgage over certain vessels (Note 11)
- Assignment of earnings/charter proceeds and requisition compensation of mortgaged vessels
- Assignment of all rights, title and interests of mortgaged vessel's charters
- Bank deposits pledged in a retention account ^(b)
- The loan includes a financial covenant which requires the Group to maintain Tangible Net Worth of at least USD 50 million

Notes to the Financial Statements

For the financial year ended 31 December 2016

20. Loans and borrowings (cont'd)

⁽⁵⁾ This loan carried interest at LIBOR + 3.75% per annum and is repayable over 5 years in 10 equal semi-annual instalments. The securities provided for this loan comprised:

- Mortgage over certain vessels (Note 11)
- Assignment of earnings, insurances and requisition compensation of mortgaged vessels
- Assignment of all rights, title and interests of mortgaged vessels' charters
- Corporate guarantee by a director-related company
- Bank deposits pledged in a retention account^(a)
- The loan includes a financial covenant which requires the Group to maintain Tangible Net Worth of at least USD 50 million

^(a) In 2015, the Group did not fulfil certain financial covenant in respect of pledged deposit. The Group has obtained from the bank a letter of waiver for the breach with a validity period up to 15 February 2016. The Group had accordingly fulfilled the requirement of the covenant before the end of the waiver period and as such, the non-current portion of US\$3,213,000 is not reclassified to current liabilities as at 31 December 2015.

^(b) In 2016, the Group did not fulfil certain financial covenant in respect of pledged deposit. The Group has obtained waiver from the bank for the breach with a validity period up to second quarter of 2017. As such, the non-current portion of US\$30,044,000 is not reclassified to current liabilities as at 31 December 2016.

⁽⁶⁾ This loan carried interest at LIBOR + 3.75% per annum and is repayable in 22 equal quarterly instalments commencing at the end of 3 months moratorium period from February 01, 2016 with the last instalment due in November 2021. The securities provided for this loan comprised:

- Mortgage over certain vessels (Note 11)
- Assignment of earnings, insurances and requisition compensation of mortgaged vessels
- Assignment of all rights, title and interests of mortgaged vessels' charters
- Corporate guarantee by a director-related company
- Bank deposits pledged in a retention account
- Pledge over the shares of director-related company owning the vessel(s) mortgaged
- The loan includes a financial covenant which requires the Group to maintain Tangible Net Worth of at least USD 50 million

⁽⁷⁾ Bank overdrafts are denominated in AED, bear interest at 3-month EIBOR + 5% per annum. The facility is for the purpose of working capital requirement and is required to be settled twice a year. Non-compliance will result in financial penalty.

Even though there are underlying physical assets or trading transactions with profit-sharing elements in these financing arrangements, to comply with Islamic financing requirements, the economic substance is largely comparable to that of conventional loan facilities.

Accordingly, the accounting treatment for these Islamic term financing arrangements will be the same as that of conventional loan financing arrangements. The sales proceeds and profit margins will be classified as principal of the loans outstanding and interest expenses accordingly, supported with appropriate explanatory disclosures.

⁽⁸⁾ During the year, the Company issued a convertible loan instrument at the principal sum of \$13,000,000. The instrument is convertible at the option of the holder into ordinary shares of the Company by 31 December 2016 at the price of \$0.31 per share. The instrument carried interests at 8% per annum.

The carrying amount of the liability component of the convertible loan instrument at the end of the reporting period is arrived at as follows:

	Group and Company
	2016
	US\$'000
	<hr/>
Face value of convertible loan instrument	13,000
Equity component	(368)
Liability component of convertible loan instrument at initial recognition	<hr/> 12,632
Add: Accumulated amortisation of discount	368
Liability component of convertible loan instrument at the end of the reporting period	<hr/> <hr/> 13,000

The holder did not convert the loan to ordinary shares at year end. Accordingly, the loan became payable and classified as a current liability as at 31 December 2016.

Notes to the Financial Statements

For the financial year ended 31 December 2016

21. Provisions

	Group	
	2016 US\$'000	2015 US\$'000
<i>Employees' end of service benefits</i>		
At 1 January	438	352
Provision made	137	140
Provision utilised	(56)	(54)
At 31 December	519	438

The Group makes provision for employees' end of service benefits ("EOSB") in order to meet the minimum benefits required to be paid to qualified employees, as required under the Federal Law No. 8 of 1980 Regulating Labour Relations (the "Labour Law") of the UAE. The EOSB for the qualified employees is calculated as follows:

- (a) 21 days salary for each of the first five years using last drawn salary; and
- (b) 30 days salary for each additional year using last drawn salary, provided that total EOSB amount should not exceed 2 years of salaries.

22. Trade and other payables

	Group		Company	
	2016 US\$'000	2015 US\$'000	2016 US\$'000	2015 US\$'000
Trade payables	7,148	5,526	–	–
Other payables	3,106	26	19	25
Due to director-related companies (trade)	2,133	1,195	–	–
Due to directors (non-trade)	95	111	95	111
Loan from shareholder	2,300	–	2,300	–
Total trade and other payables	14,782	6,858	2,414	136
<i>Add:</i>				
- Accrued operating expenses (Note 23)	3,394	2,449	730	99
- Loans and borrowings (Note 20)	75,749	24,412	61,941	20,342
Total financial liabilities carried at amortised cost	93,925	33,719	65,085	20,577

Notes to the Financial Statements

For the financial year ended 31 December 2016

22. Trade and other payables (cont'd)

Trade payables/other payables

These amounts are non-interest bearing. Trade and other payables are normally settled on 30 to 60 days' terms.

Trade payables denominated in foreign currencies at 31 December are as follows:

	Group	
	2016 US\$'000	2015 US\$'000
Arab Emirates Dirham	2,931	2,312

Due to director-related companies (trade)/due to directors (non-trade)

These amounts are unsecured, non-interest bearing, repayable on demand and are to be settled in cash.

Loan from shareholder

The amount is unsecured, interest-bearing at interest rate of 5.00% per annum, repayable on demand and is to be settled in cash.

23. Other liabilities

	Group		Company	
	2016 US\$'000	2015 US\$'000	2016 US\$'000	2015 US\$'000
Accrued operating expenses	3,394	2,449	730	99
Advances from customers	15	224	–	–
	<u>3,409</u>	<u>2,673</u>	<u>730</u>	<u>99</u>

24. Share capital

	Group		Company	
	No. of shares (‘000) ⁽¹⁾	US\$'000	No. of shares (‘000) ⁽¹⁾	US\$'000
<i>Issued and fully paid ordinary shares:</i>				
At 1 January 2015, 31 December 2015, 1 January 2016 and 31 December 2016	<u>260,594</u>	<u>12,370 ⁽²⁾</u>	<u>260,594</u>	<u>85,534</u>

⁽¹⁾ The equity structure (i.e. the number and types of equity instruments issued) reflect the equity structure of the Company, being the legal parent, including the equity instruments issued by the Company to effect the reverse acquisition.

⁽²⁾ The amount recognised as issued equity instruments in the consolidated financial statements is determined by adding to the issued equity of Atlantic Navigation Holdings Inc. and its subsidiaries immediately before the reverse acquisition the costs of the reverse acquisition.

The holders of ordinary shares are entitled to receive dividends as and when declared by the Company. All ordinary shares carry one vote per share without restriction. The ordinary shares have no par value.

The Company has employee share option plans under which options to subscribe for the Company's ordinary shares have been granted to certain employees of the Group and directors of the Company.

Notes to the Financial Statements

For the financial year ended 31 December 2016

25. Other reserves

	Note	Group		Company	
		2016 US\$'000	2015 US\$'000	2016 US\$'000	2015 US\$'000
Merger reserve	(a)	259	259	–	–
Employee share option reserve	(b)	368	340	368	340
Equity component of convertible loan instrument	(c)	368	–	368	–
		<u>995</u>	<u>599</u>	<u>736</u>	<u>340</u>

(a) *Merger reserve*

This represents the difference between the consideration paid and the paid-in capital of the subsidiaries when entities under common control are accounted for by applying the pooling of interest method.

(b) *Employee share option reserve*

Employee share option reserve represents the equity-settled share options granted to employees (Note 26). The reserve is made up of the cumulative value of services received from employees recorded over the vesting period commencing from the grant date of equity-settled share options, and is reduced by the expiry or exercise of the share options.

(c) *Equity component of convertible loan instrument*

This represents the residual amount of convertible loan instrument after deducting the fair value of the liability component. This amount is presented net of transaction costs arising from the convertible loan instrument.

26. Employee benefits

	Note	Group	
		2016 US\$'000	2015 US\$'000
Wages, salaries and bonuses		10,527	11,556
Share-based payments (Employee share option plans)		28	123
Employees' end of service benefits	21	137	140
		<u>10,692</u>	<u>11,819</u>

Notes to the Financial Statements

For the financial year ended 31 December 2016

26. Employee benefits (cont'd)

Employee share option plans

Atlantic Employee Share Option Scheme ("Atlantic 2008 ESOS")

Under Atlantic 2008 ESOS, 4,050,000 share options were granted to certain employees of the Group and directors of the Company. 2,025,000 share options are exercisable between 30 January 2015 and 29 January 2019, and the remaining 2,025,000 share options are exercisable between 30 January 2016 and 29 January 2019, at the exercise price of S\$0.34 if the vesting conditions are met. There are no cash settlement alternatives. These options do not entitle the holder to participate, by virtue of the options, in any share issue of any other corporation.

Atlantic 2015 Employee Share Option Scheme ("Atlantic 2015 ESOS")

Under the Atlantic 2015 ESOS, 750,000 share options were granted to a director of the Company. 375,000 share options are exercisable between 12 May 2016 and 11 May 2020, and the remaining 375,000 share options are exercisable between 12 May 2017 and 11 May 2020, at the exercise price of S\$0.43 if the vesting conditions are met. There are no cash settlement alternatives. These options do not entitle the holder to participate, by virtue of the options, in any share issue of any other corporation.

Movement of share options during the financial year

The following table illustrates the number (No.) and weighted average exercise prices ("WAEP") of, and movements in, share options during the financial year:

	2016		2015	
	No.	WAEP	No.	WAEP
Outstanding at 1 January	4,800,000	S\$0.35	4,050,000	S\$0.34
- Granted	-	-	750,000	S\$0.43
Outstanding at 31 December	4,800,000	S\$0.35	4,800,000	S\$0.35
Exercisable at 31 December	4,425,000	S\$0.35	2,025,000	S\$0.34

- The weighted average fair value of options granted during the financial year was S\$0.10 (2015: S\$0.10).
- The range of exercise price for options outstanding at the end of the year was S\$0.34 to S\$0.43 (2015: S\$0.34 to S\$0.43). The weighted average remaining contractual life for these options is 2.72 years (2015: 3.29 years).

Notes to the Financial Statements

For the financial year ended 31 December 2016

26. Employee benefits (cont'd)

Employee share option plans (cont'd)

Fair value of share options granted

The fair value of the share options granted under the Atlantic 2008 ESOS and Atlantic 2015 ESOS are estimated at the grant date using a binomial option pricing model, taking into account the terms and conditions upon which the share options were granted.

The following table lists the inputs to the option pricing models for the year ended 31 December 2016 and 2015:

	Atlantic 2008 ESOS		Atlantic 2015 ESOS	
	Tranche 1 ⁽¹⁾	Tranche 2 ⁽²⁾	Tranche 1 ⁽¹⁾	Tranche 2 ⁽²⁾
Dividend yield (%)	1.50	1.50	2.00	2.00
Expected volatility (%)	44.67	43.69	48.83	48.83
Risk-free interest rate (% p.a.)	0.87	1.05	0.14	0.14
Expected life of an option (years)	3.00	3.50	2.85	3.11
Weighted average share price (S\$)	0.34	0.34	0.43	0.43

Atlantic 2008 ESOS

⁽¹⁾ Tranche 1 refers to 2,025,000 share options granted to certain employees of the Group and directors of the Company on 30 January 2014, which are exercisable between 30 January 2015 and 29 January 2019.

⁽²⁾ Tranche 2 refers to 2,025,000 share options granted to certain employees of the Group and directors of the Company on 30 January 2014, which are exercisable between 30 January 2016 and 29 January 2019.

Atlantic 2015 ESOS

⁽¹⁾ Tranche 1 refers to 375,000 share options granted to a director of the Company on 12 May 2015, which are exercisable between 12 May 2016 and 11 May 2020.

⁽²⁾ Tranche 2 refers to 375,000 share options granted to a director of the Company on 12 May 2015, which are exercisable between 12 May 2017 and 11 May 2020.

The expected life of the share options is based on historical data and is not necessarily indicative of exercise patterns that may occur. The expected volatility reflects the assumption that the historical volatility over a period similar to the life of the options is indicative of future trends, which may not necessarily be the actual outcome.

27. Related party transactions

(a) Sale and purchase of goods and services

In addition to the related party information disclosed elsewhere in the consolidated financial statements, the following significant transactions between the Group and related parties took place on terms agreed between the parties during the financial year:

	Group	
	2016 US\$'000	2015 US\$'000
Management fees to director-related companies	65	65

Notes to the Financial Statements

For the financial year ended 31 December 2016

27. Related party transactions (cont'd)

(b) Compensation of key management personnel

	Group	
	2016 US\$'000	2015 US\$'000
Short-term employee benefits	1,148	1,663
Others	432	296
	1,580	1,959
<i>Comprises amounts paid to:</i>		
Directors of the Company	926	1,285
Other key management personnel	654	674
	1,580	1,959

Key management personnel's interests in employee share option plan

During the financial year, no share options were exercised by the directors and key management personnel of the Group during the financial year.

At the end of the reporting period, options to purchase 3,030,000 shares (2015: 3,030,000 shares) of the Company by key management personnel were outstanding.

(c) Commitments with related parties

On 1 January 2011, Atlantic Maritime Group FZE entered into agreements with Atlantic Offshore Services LLC and Atlantic Marine Services LLC for administrative and ship management services provided by the above two director-related companies in return for management fees that amounted to US\$65,000 in 2015. The agreements remain in effect until terminated by notice.

28. Commitments

(a) Capital commitments

Capital expenditure contracted for as at the end of the reporting period but not recognised in the financial statements are as follows:

	Group	
	2016 US\$'000	2015 US\$'000
Capital commitments in respect of property, vessels and equipment	42,180	100,860

Notes to the Financial Statements

For the financial year ended 31 December 2016

28. Commitments (cont'd)

(b) Operating lease commitments – as lessee

The Group entered into non-cancellable lease agreements as lessee for vessels and operating premises. These leases have different terms and terminate at various dates. Specific clauses like rental escalation and renewal rights can be found in some of these lease agreements.

Minimum lease payments recognised as an expense in profit or loss for the financial year ended 31 December 2016 amounted to US\$2,960,000 (2015: US\$7,378,000).

Future minimum rental payable under non-cancellable operating leases at the end of the reporting period are as follows:

	Group	
	2016 US\$'000	2015 US\$'000
Not later than one year	6,982	1,702
Later than one year but not later than five years	36,500	39
Later than five years	6,880	–
	50,362	1,741

(c) Operating lease commitments – as lessor

Operating lease commitments relates to vessels. There was no contingent rent component included under the above non-cancellable leases relating to lease out arrangements for vessels owned by the Group as at the end of the reporting period.

Future minimum rental receivable under non-cancellable operating leases at the end of the reporting period are as follows:

	Group	
	2016 US\$'000	2015 US\$'000
Not later than one year	23,225	8,278
Later than one year but not later than five years	172,497	6,938
Later than five years	44,400	–
	240,122	15,216

29. Financial risk management objectives and policies

The Group and the Company is exposed to financial risks arising from its operations and the use of financial instruments. The key financial risks include credit risk, liquidity risk and interest rate risk. The board of directors reviews and agrees policies and procedures for the management of these risks, which are executed by the Executive Director. The audit committee provides independent oversight on the effectiveness of the risk management process. It is, and has been throughout the current and previous financial year, the Group's policy that no trading in derivatives for speculative purposes shall be undertaken.

The following sections provide details regarding the Group's and Company's exposure to the above-mentioned financial risks and the objectives, policies and processes for the management of these risks.

There has been no change to the Group's exposure to these financial risks or the manner in which it manages and measures the risks.

Notes to the Financial Statements

For the financial year ended 31 December 2016

29. Financial risk management objectives and policies (cont'd)

(a) Credit risk

Credit risk is the risk of loss that may arise on outstanding financial instruments should a counterparty default on its obligations. The Group's exposure to credit risk arises primarily from trade and other receivables. For other financial assets (including cash and bank balances and derivatives), the Group minimises credit risk by dealing exclusively with high credit rating counterparties.

The Group's objective is to seek continual revenue growth while minimising losses incurred due to increased credit risk exposure. The Group trades only with recognised and creditworthy third parties. It is the Group's policy that all customers who wish to trade on credit terms are subject to credit verification procedures. In addition, receivable balances are monitored on an ongoing basis with the result that the Group's exposure to bad debts is not significant.

Excessive risk concentration

Concentration arises when a number of counterparties are engaged in similar business activities, or activities in the same geographical region, or have economic features that would cause their ability to meet contractual obligations to be similarly affected by changes in economic, political or other conditions. Concentrations indicate the relative sensitivity of the Group's performance to developments affecting a particular industry.

In order to avoid excessive concentrations of risk, the Group's policies and procedures include specific guidelines to focus on maintaining a diversified portfolio. Identified concentrations of credit risks are controlled and managed accordingly.

Exposure to credit risk

At the end of the reporting period, the Group's and the Company's maximum exposure to credit risk is represented by the carrying amount of each class of financial assets recognised in the balance sheets.

Credit risk concentration profile

The Group determines concentration of credit risk by monitoring the country profile of its trade receivables on an ongoing basis. The credit risk concentration profile of the Group's trade receivables is as follows:

	2016		2015	
	US\$'000	% of total	US\$'000	% of total
By country:				
United Arab Emirates	5,983	63	9,670	68
South Korea	19	—*	308	2
Other GCC countries	914	10	1,035	7
India	1,000	10	1,961	14
Singapore	764	8	1,229	9
Other countries	858	9	85	—*
	<u>9,538</u>	<u>100</u>	<u>14,288</u>	<u>100</u>

* Less than 1%

At the end of the reporting period, approximately 66% (2015: 69%) of the Group's trade receivables were due from 5 major customers.

Notes to the Financial Statements

For the financial year ended 31 December 2016

29. Financial risk management objectives and policies (cont'd)

(a) *Credit risk (cont'd)*

Financial assets that are neither past due nor impaired

Trade and other receivables that are neither past due nor impaired are with creditworthy debtors with good payment record with the Group. Cash and bank balances that are neither past due nor impaired are placed with or entered into with reputable financial institutions or companies with high credit ratings and no history of default.

Financial assets that are either past due or impaired

Information regarding financial assets that are either past due or impaired is disclosed in Note 18.

(b) *Liquidity risk*

Liquidity risk is the risk that the Group or the Company will encounter difficulty in meeting financial obligations due to shortage of funds. The Group's and the Company's exposure to liquidity risk arises primarily from mismatches of the maturities of financial assets and liabilities. The Group's and the Company's objective is to maintain a balance between continuity of funding and flexibility through the use of stand-by credit facilities.

The Group's and the Company's liquidity risk management policy is to maintain sufficient liquid financial assets and stand-by credit facilities with various banks. In addition, the Group monitors and maintains a level of cash and cash equivalents deemed adequate by management to finance the Group's operations and mitigate the effects of fluctuations in cash flows. At the end of the reporting period, approximately 47% (2015: 56%) of the Group's loans and borrowings will mature in less than one year based on the carrying amount reflected in the financial statements.

The Group assessed the concentration of risk with respect to refinancing its debt and concluded it to be low. Access to sources of funding is sufficiently available and debt maturing within 12 months can be rolled over with existing lenders.

Notes to the Financial Statements

For the financial year ended 31 December 2016

29. Financial risk management objectives and policies (cont'd)

(b) Liquidity risk (cont'd)

Analysis of financial instruments by remaining contractual maturities

The table below summarises the maturity profile of the Group's and the Company's financial assets and liabilities at the end of the reporting period based on contractual undiscounted repayment obligations.

	Note	One year or less US\$'000	One to five years US\$'000	Total US\$'000
Group				
2016				
Financial assets				
Trade and other receivables	18	10,887	–	10,887
Cash and bank balances	19	1,636	–	1,636
Total undiscounted financial assets		12,523	–	12,523
Financial liabilities				
Trade and other payables	22	14,782	–	14,782
Accrued operating expenses	23	3,394	–	3,394
Loans and borrowings		37,272	47,461	84,733
Total undiscounted financial liabilities		55,448	47,461	102,909
Total net undiscounted financial liabilities		42,925	47,461	90,386
2015				
Financial assets				
Trade and other receivables	18	15,682	–	15,682
Cash and bank balances	19	4,261	–	4,261
Total undiscounted financial assets		19,943	–	19,943
Financial liabilities				
Trade and other payables	22	6,858	–	6,858
Accrued operating expenses	23	2,449	–	2,449
Loans and borrowings		14,330	12,184	26,514
Total undiscounted financial liabilities		23,637	12,184	35,821
Total net undiscounted financial liabilities		3,694	12,184	15,878

Notes to the Financial Statements

For the financial year ended 31 December 2016

29. Financial risk management objectives and policies (cont'd)

(b) Liquidity risk (cont'd)

	Note	One year or less US\$'000	One to five years US\$'000	Total US\$'000
Company				
2016				
Financial assets				
Trade and other receivables	18	72,526	–	72,526
Cash and bank balances	19	205	–	205
Total undiscounted financial assets		72,731	–	72,731
Financial liabilities				
Trade and other payables	22	2,414	–	2,414
Accrued operating expenses	23	730	–	730
Loans and borrowings		33,788	35,036	68,824
Total undiscounted financial liabilities		36,932	35,036	71,968
Total net undiscounted financial assets/(liabilities)		35,799	(35,036)	763
2015				
Financial assets				
Trade and other receivables	18	27,543	–	27,543
Cash and bank balances	19	799	–	799
Total undiscounted financial assets		28,342	–	28,342
Financial liabilities				
Trade and other payables	22	136	–	136
Accrued operating expenses	23	99	–	99
Loans and borrowings		13,298	8,376	21,674
Total undiscounted financial liabilities		13,533	8,376	21,909
Total net undiscounted financial assets/(liabilities)		14,809	(8,376)	6,433

Notes to the Financial Statements

For the financial year ended 31 December 2016

29. Financial risk management objectives and policies (cont'd)

(c) Interest rate risk

Interest rate risk is the risk that the fair value or future cash flows of the Group's and the Company's financial instruments will fluctuate because of changes in market interest rates. The Group's and the Company's exposure to interest rate risk arises primarily from their loans and borrowings, which are all at floating rates.

The Group has ready access to interest rate swaps which may be utilised anytime during the tenure of the loan.

Sensitivity analysis for interest rate risk

At the end of the reporting period, if LIBOR interest rates had been 50 (2015: 50) basis points lower/higher with all other variables held constant, the Group's loss before tax (2015: profit before tax) would have been US\$379,000 lower/higher (2015: US\$122,000 higher/lower), arising mainly as a result of higher/lower interest expense on floating rate loans and borrowings. The assumed movement in basis points for interest rate sensitivity analysis is based on the currently observable market environment, showing a significantly higher volatility as in prior years.

30. Capital management

Capital includes debt and equity items as disclosed in the table below.

The primary objective of the Group's capital management is to ensure that it maintains a strong credit rating and healthy capital ratios in order to support its business and maximise shareholder value.

The Group manages its capital structure and makes adjustments to it, in light of changes in economic conditions. To maintain or adjust the capital structure, the Group may adjust the dividend payment to shareholders, return capital to shareholders or issue new shares. No changes were made in the objectives, policies or processes during the years ended 31 December 2016 and 2015.

The Group is in compliance with the capital requirements imposed by the bankers in respect of the banking facilities granted for the financial years ended 31 December 2016 and 2015.

The Group monitors capital using a gearing ratio, which is net debt divided by total capital plus net debt. The Group includes within net debt, loans and borrowings, trade and other payables, other liabilities, less cash and bank balances. Capital refers to equity attributable to owners of the Company.

	Note	Group	
		2016 US\$'000	2015 US\$'000
Trade and other payables	22	14,782	6,858
Other liabilities	23	3,409	2,673
Loans and borrowings	20	75,749	24,412
Less: Cash and bank balances	19	(1,636)	(4,261)
Net debt		92,304	29,682
Equity attributable to owners of the Company		85,056	96,087
Capital and net debt		177,360	125,769
Gearing ratio		52%	24%

Notes to the Financial Statements

For the financial year ended 31 December 2016

31. Segment information

For management purposes, the Group is organised into business units based on services provided, and has two reportable operating segments as follows:

Marine logistics services

The marine logistics services segment provides vessel chartering and chandlery services to external customers.

Ship repair, fabrication and other marine services

The ship repair, fabrication and other marine services segment provides repairs and maintenance of marine equipment, engines, heavy machines and related marine services.

Except as indicated above, no operating segments have been aggregated to form the above reportable operating segments.

Management monitors the operating results of its business units separately for the purpose of making decisions about resource allocation and performance assessment. Segment performance is evaluated based on operating profit or loss which in certain respects, as explained in the table below, is measured differently from operating profit or loss in the consolidated financial statements. Group financing (including finance costs) are managed on a group basis and are not allocated to operating segments.

The chief operating decision maker reviews the results of the segment using segment gross profit. Segment assets, liabilities and other expenses are not disclosed as they are not regularly provided to the chief operating decision maker.

Notes to the Financial Statements

For the financial year ended 31 December 2016

31. Segment information (cont'd)

	Marine logistics services		Ship repair, fabrication and other marine services		Adjustments/ Eliminations		Note	Per consolidated financial statements	
	2016	2015	2016	2015	2016	2015		2016	2015
	US\$'000	US\$'000	US\$'000	US\$'000	US\$'000	US\$'000		US\$'000	US\$'000
Revenue									
External customers	26,811	47,299	2,995	2,459	–	–		29,806	49,758
Results:									
Segment gross profit	3,311	20,647	1,973	1,285	–	–		5,284	21,932
Finance income	4	9	–	–	7	4	A	11	13
Other income	184	55	27	3	–	–		211	58
Share of results of an associate	–	–	–	–	2	42	B	2	42
Marketing and distribution expenses	(138)	(156)	–	–	–	–		(138)	(156)
Administrative expenses	(5,679)	(5,045)	(709)	(687)	(344)	(400)	C	(6,732)	(6,132)
Other expenses	(7,629)	–	–	–	(544)	–	D	(8,173)	–
Finance costs	(1,812)	(1,336)	–	–	–	–		(1,812)	(1,336)
Non-operating expense	–	(368)	–	–	–	–		–	(368)
Segment (loss)/profit before tax	(11,759)	13,806	1,291	643	(879)	(396)	E	(11,347)	14,053
Income tax expense	(80)	–	–	–	–	–		(80)	–
(Loss)/ profit for the year	(11,839)	13,806	1,291	643	(879)	(396)		(11,427)	14,053

Notes Nature of adjustments and eliminations to arrive at amounts reported in the consolidated financial statements

A The adjustment pertains to unallocated interest income.

B The adjustment pertains to share of results of an associate held by the Company.

C The adjustment pertains to unallocated corporate expenses.

D The adjustment pertains to impairment loss on investment in associate held by the Company.

E The following items are deducted from segment (loss)/profit to arrive at “(loss)/profit before tax” presented in the consolidated statement of comprehensive income:

	Note	Group	
		2016 US\$'000	2015 US\$'000
Unallocated corporate expenses		(886)	(400)
Unallocated interest income		7	4
		(879)	(396)

Notes to the Financial Statements

For the financial year ended 31 December 2016

31. Segment information (cont'd)

Geographical information

Revenue information based on the geographical location of customers and assets respectively are as follows:

	Group	
	2016 US\$'000	2015 US\$'000
United Arab Emirates	21,029	39,001
South Korea	2,312	8,596
Singapore	933	1,394
India	–	254
Other GCC countries	2,901	485
Others	2,631	28
	29,806	49,758

Other GCC countries include Kingdom of Saudi Arabia, Sultanate of Oman, Kingdom of Bahrain and Qatar.

The Group's non-current assets are located in the UAE.

Information about major customers

Revenue from two major customers amounted to approximately US\$10,330,000 (2015: US\$26,781,000), from the vessel chartering segment. Revenue from two major customers amounted to approximately US\$2,705,000 (2015: US\$1,703,000), from sales by the ship repair, fabrication and other marine services segment.

32. Dividends

	Group	
	2016 US\$'000	2015 US\$'000
<i>Declared and paid during the financial year:</i>		
<i>Dividends on ordinary shares:</i>		
- Final exempt (one-tier) dividend for 2015: S\$ nil cents (2014: S\$0.80 cents) per share	–	1,570
	–	1,570

Notes to the Financial Statements

For the financial year ended 31 December 2016

33. Events occurring after the reporting period

- (i) On 4 January 2016, the Company entered into a convertible loan agreement (the “Loan Agreement”) with SCF VIII, LP (“SCF”) pursuant to which SCF extended a loan of US\$13,000,000 to the Company, convertible into 41,935,484 new ordinary shares (“Conversion Shares”) in the capital of the Company at the conversion price of US\$0.31 per Conversion Share on the terms and subject to the conditions of the Loan Agreement.

The Loan Agreement also granted SCF an option carrying the right to subscribe (in a single tranche) for new ordinary shares in the capital of the Company (the “Option Shares”) for a total consideration of US\$8,000,000 at an exercise price of US\$0.31 per Option Share on the terms and subject to the conditions of the Loan Agreement.

On 4 January 2017, the Company entered into a second supplemental agreement (“Second Supplemental Agreement”) to further amend, revise and vary the terms of the Loan Agreement (as amended by the First Supplemental Agreement on 8 February 2016). The maturity date of the Loan Agreement was extended from 31 December 2016 to 3 January 2019, the conversion price per Conversion Share was revised from US\$0.31 to US\$0.20 and the interest rate of 8% per annum was revised to 5% cash interest per annum plus 10% per annum payment in kind interest (“PIK Interest”) under the Second Supplemental Agreement. The PIK Interest can be convertible into Conversion Shares in the capital of the Company at the conversion price of US\$0.20 per Conversion Share. The conversion of the US\$13,000,000 and the PIK Interest is on the terms and subject to the conditions of the Second Supplemental Agreement.

Under the Second Supplemental Agreement, the option granted to SCF to subscribe for the Option Shares was terminated.

The financial impact for the Second Supplemental Agreement is still being assessed and will be recorded in the financial year ending 31 December 2017.

- (ii) On 20 February 2017, the Group entered into a loan agreement with its Saudi Arabian representative (“SA REP”) pursuant to which SA REP extended a loan of US\$2,000,000 with interest rate of 7% per annum to the Group. The principal amount is repayable 454 days and interest is repayable monthly after the date of receipt of the loan by the Group. The Group has received the full amount of the loan.
- (iii) On 11 January 2017 and 13 January 2017, the Group received an unsecured, short term loan from shareholder of US\$1,900,000 and US\$500,000 respectively. In addition, the Group expects to obtain an additional loan from shareholder of US\$1,000,000 (collectively, “New Shareholder Loan”) in the near term for its working capital purposes. The New Shareholder Loan will be interest bearing benchmarked against the interest rate of the secured loans of the Company, as may be approved by to Board of Directors.
- (iv) The Company has been working with one of its principal banker to reschedule substantially all of its loans and credit facilities (“Loan Facilities”) with the bank. On 5 April 2017, the Company received supplemental letters of offer to vary and extend the repayment terms of its loan and credit facilities balance as at 31 December 2016 with the bank amounting to US\$48.9 million (“Supplemental Agreement”). Based on this Supplemental Agreement, the balance of the Loan Facilities as at 31 December 2016 are to be repaid over 72 months and the interest rate was revised to 4% + 1-month LIBOR.

On 11 April 2017, the Company has accepted and implemented the revised terms and conditions of the Supplemental Agreement.

Notes to the Financial Statements

For the financial year ended 31 December 2016

33. Events occurring after the reporting period (cont'd)

- (v) The Group has been working on the cancellation of, and has on, 8 March 2017, received a Notice of Rescission from the ship builder, for a ship building contract of a self-propelled self-elevating lift boat committed under a shipbuilding agreement entered in the financial year ended 2014 which was expected to be delivered in first half of the financial year ended 2017. As at 31 December 2016, the Group had written off US\$5.34 million relating to deposit and capitalisation of interest cost.

Based on the Notice of Rescission, the Group is liable for the deficiency if the shipbuilder incurs a loss on the sale of the vessel to another party. Based on the fair valuation of the vessel, the Group does not expect to suffer any loss. Such amounts, if it were to materialise, cannot be reliably quantified at this juncture. Accordingly, no provision has been made in the financial statements.

- (vi) The Group is currently working with various potential lenders to support its short-term working capital requirements for vessel deliveries in the third quarter of 2017. The Group expects finalisation of the funding arrangements in the near future.
- (vii) On 19 March 2017, the Group has entered into a memorandum of agreement with a buyer to sell the vessel that has been classified as held for sale as at 31 December 2016 for a consideration of US\$190,000.
- (viii) On 26 March 2017, the Group has entered into a memorandum of agreement with a buyer to sell one of its vessel for a consideration of US\$700,000

34. Authorisation of financial statements for issue

The financial statements for the year ended 31 December 2016 were authorised for issue in accordance with a resolution of the directors on 13 April 2017.

Statistics of Shareholdings

As at 10 April 2017

Total number of shares	:	260,593,750
Number of treasury shares	:	Nil
Number of subsidiary holdings	:	Nil
Class of shares	:	Ordinary shares fully paid
Voting rights	:	One vote per ordinary share

DISTRIBUTION OF SHAREHOLDINGS AS AT 10 APRIL 2017

Size of Shareholdings	Number of Shareholders	%	Number of Shares	%
1 - 99	0	0.00	0	0.00
100 - 1,000	90	29.80	53,677	0.02
1,001 - 10,000	78	25.83	315,699	0.12
10,001 - 1,000,000	125	41.39	18,285,000	7.02
1,000,001 and above	9	2.98	241,939,374	92.84
Total	302	100.00	260,593,750	100.00

SUBSTANTIAL SHAREHOLDERS AS AT 10 APRIL 2017

(As recorded in the Register of Substantial Shareholders)

	Direct Interest		Deemed Interest	
	Number of Shares	%	Number of Shares	%
Wong Siew Cheong	173,099,000	66.42	33,375,000*	12.81
Chong Mee Chin	33,375,000	12.81	—	—

* Mr Wong Siew Cheong is deemed to be interested in the shareholdings of his spouse, Madam Chong Mee Chin.

Statistics of Shareholdings

As at 10 April 2017

TWENTY LARGEST SHAREHOLDERS AS AT 10 APRIL 2017

No.	Name of Shareholders	Number of Shares	%
1.	WONG SIEW CHEONG	173,099,000	66.42
2.	CHONG MEE CHIN	33,375,000	12.81
3.	UOB KAY HIAN PRIVATE LIMITED	11,027,000	4.23
4.	WONG SIEW CHONG	10,000,000	3.84
5.	MOHAMMAD REZA SADEGHI	6,750,000	2.59
6.	THONG KWOK KHEONG	3,300,000	1.27
7.	WONG SEK PUN	1,699,000	0.65
8.	SOH SAI KIANG	1,484,374	0.57
9.	YAO HSIAO TUNG	1,205,000	0.46
10.	DB NOMINEES (SINGAPORE) PTE LTD	815,000	0.31
11.	TAN AH LYE	815,000	0.31
12.	TAL CAPITAL PTE LTD	785,000	0.30
13.	TAN BAN SER	785,000	0.30
14.	YAP HOON HONG	784,000	0.30
15.	CHONG SER PHENG	780,000	0.30
16.	ANG HOCK CHWEI	758,000	0.29
17.	CHAI HWEE HOON DOREEN	734,000	0.28
18.	NEO KOK CHING	572,000	0.22
19.	DBS NOMINEES (PRIVATE) LIMITED	561,700	0.22
20.	OCBC SECURITIES PRIVATE LIMITED	558,100	0.21
	TOTAL	249,887,174	95.88

PERCENTAGE OF SHAREHOLDING IN PUBLIC'S HANDS

As at 10 April 2017, approximately 20.77% of total issued shares (excluding treasury shares and subsidiary holdings) of the Company are held in the hands of the public (based on information available to the Company). Accordingly, the Company has complied with Rule 723 of the Catalist Rules.

Notice of Annual General Meeting

NOTICE IS HEREBY GIVEN that the Annual General Meeting of Atlantic Navigation Holdings (Singapore) Limited (the “**Company**”) will be held at 6 Battery Road #10-01, Singapore 049909 on Friday, 5 May 2017 at 3.30 p.m. for the following purposes:-

ORDINARY BUSINESS

1. To receive and adopt the Directors’ Statement and the Audited Financial Statements of the Company and the Group for the financial year ended 31 December 2016 together with the Auditors’ Report thereon. **(Resolution 1)**
2. To re-elect Mr Lee Kah Hoo as a Director of the Company, who is retiring by rotation in accordance with Article 89 of the Company’s Constitution.
[See Explanatory Note (i)] **(Resolution 2)**
3. To re-elect Mr Goh Boon Chye as a Director of the Company, who is retiring by rotation in accordance with Article 89 of the Company’s Constitution.
[See Explanatory Note (ii)] **(Resolution 3)**
4. To re-appoint Messrs Ernst & Young LLP as the Auditors of the Company and to authorise the Directors of the Company to fix their remuneration. **(Resolution 4)**
5. To transact any other ordinary business which may properly be transacted at an Annual General Meeting.

SPECIAL BUSINESS

To consider and, if thought fit, to pass the following resolutions, with or without amendments as ordinary resolutions:-

6. To approve the payment of Directors’ fees of S\$144,000 for the year ended 31 December 2016. (2015: S\$144,000) **(Resolution 5)**
7. **Authority to issue shares in the capital of the Company pursuant to Section 161 of the Companies Act, Chapter 50 of Singapore (the “Act”) and Rule 806 of the Singapore Exchange Securities Trading Limited (“SGX-ST”) Listing Manual - Section B: Rules of Catalist (“Catalist Rules”)**

“THAT pursuant to Section 161 of the Act and Rule 806 of the Catalist Rules, the Directors of the Company be authorised and empowered to:-

- I
 - (i) allot and issue shares in the capital of the Company (whether by way of rights, bonus or otherwise); and/or
 - (ii) make or grant offers, agreements or options (collectively, “**Instruments**”) that may or would require shares to be issued, including but not limited to, the creation and issue of (as well as adjustments to) options, warrants, debentures, convertible securities or other instruments convertible into shares,

at any time and upon such terms and conditions and for such purposes and to such persons as the Directors may in their absolute discretion deem fit; and

- II (notwithstanding that the authority conferred by this Resolution may have ceased to be in force) issue shares in pursuance of any Instrument made or granted by the Directors while this Resolution was in force,

Notice of Annual General Meeting

provided always that:-

- (a) the aggregate number of shares to be issued pursuant to this Resolution (including shares to be issued in pursuance of Instruments, made or granted pursuant to this Resolution), shall not exceed 100% of the total number of issued shares in the capital of the Company (excluding treasury shares and subsidiary holdings) (as calculated in accordance with sub-paragraph (b) below), of which the aggregate number of shares to be issued other than on a pro-rata basis to the shareholders of the Company (including shares to be issued in pursuance of Instruments made or granted pursuant to this Resolution) shall not exceed 50% of the total number of issued shares in the capital of the Company (excluding treasury shares and subsidiary holdings) (as calculated in accordance with sub-paragraph (b) below);
- (b) (subject to such manner of calculation as may be prescribed by the SGX-ST) for the purpose of determining the aggregate number of shares that may be issued under sub-paragraph (a) above, the percentage of the total issued shares shall be based on the total number of issued shares in the capital of the Company (excluding treasury shares and subsidiary holdings) at the time this Resolution is passed, after adjusting for:-
 - (i) new shares arising from the conversion or exercise of any convertible securities;
 - (ii) (where applicable) new shares arising from the exercise of share options or vesting of share awards which are outstanding or subsisting at the time of the passing of this Resolution, provided the share options or share awards (as the case may be) were granted in compliance with Part VIII of Chapter 8 of the Catalist Rules; and
 - (iii) any subsequent bonus issue, consolidation or subdivision of shares;
- (c) in exercising the authority conferred by this Resolution, the Company shall comply with the provisions of the Catalist Rules for the time being in force (unless such compliance has been waived by the SGX-ST), all applicable legal requirements under the Act and the Constitution for the time being of the Company;
- (d) the authority conferred by this Resolution shall, unless revoked or varied by the Company in general meeting, continue to be in force until the conclusion of the next Annual General Meeting of the Company or the date by which the next Annual General Meeting of the Company is required by law to be held, whichever is earlier.”
[See Explanatory Note (iii)] **(Resolution 6)**

8. Renewal of Share Purchase Mandate

“THAT for the purposes of Sections 76C and 76E of the Act, the Directors of the Company be and are hereby authorised to make purchases or otherwise acquire issued shares in the capital of the Company from time to time (whether by way of market purchases or off-market purchases on an equal access scheme) of up to 10% of the total number of issued shares (excluding treasury shares and subsidiary holdings) in the capital of the Company (as ascertained as at the date this Resolution is passed) at the price of up to but not exceeding the Maximum Price as defined in the appendix to this Notice of the Annual General Meeting dated 19 April 2017 (the “**Appendix**”), in accordance with the terms of the Share Purchase Mandate set out in the Appendix, and this mandate shall, unless revoked or varied by the Company in general meeting, continue in force until (i) the conclusion of the next Annual General Meeting of the Company or the date by which the next Annual General Meeting of the Company is required by law to be held; or (ii) the date on which the authority contained in the Share Purchase Mandate is varied or revoked by shareholders of the Company in a general meeting; or (iii) the date on which the purchases or acquisitions of Shares by the Company pursuant to the Share Purchase Mandate are carried out to the full extent mandated, whichever is earlier.”

[See Explanatory Note (iv)]

(Resolution 7)

Notice of Annual General Meeting

9. Authority to issue shares under the Atlantic 2015 Employees Share Option Scheme

“THAT pursuant to Section 161 of the Act, the Directors of the Company be authorised and empowered to issue and allot from time to time such number of shares in the capital of the Company as may be required to be issued pursuant to the exercise of options granted by the Company under the Atlantic 2015 Employees Share Option Scheme (the “**Atlantic 2015 ESOS**”), whether granted during the subsistence of this authority or otherwise, provided always that the aggregate number of additional ordinary shares to be issued pursuant to the Atlantic 2015 ESOS, Atlantic 2015 PSP (as defined herein), and Atlantic 2015 RSP (as defined herein) shall not exceed 15% of the total number of issued shares (excluding treasury shares and subsidiary holdings) in the capital of the Company from time to time and that such authority shall, unless revoked or varied by the Company in a general meeting, continue in force until the conclusion of the next Annual General Meeting of the Company or the date by which the next Annual General Meeting of the Company is required by law to be held, whichever is earlier.”

[See Explanatory Note (v)]

(Resolution 8)

10. Authority to issue shares under the Atlantic 2015 Performance Share Plan

“THAT pursuant to Section 161 of the Act, the Directors of the Company be authorised and empowered to issue and allot from time to time such number of shares in the capital of the Company as may be required to be issued pursuant to the vesting of awards under the Atlantic 2015 Performance Share Plan (the “**Atlantic 2015 PSP**”), whether granted during the subsistence of this authority or otherwise, provided always that the aggregate number of additional ordinary shares to be issued pursuant to the Atlantic 2015 PSP, Atlantic 2015 ESOS and Atlantic 2015 RSP (as defined herein) shall not exceed 15% of the total number of issued shares (excluding treasury shares and subsidiary holdings) in the capital of the Company from time to time and that such authority shall, unless revoked or varied by the Company in a general meeting, continue in force until the conclusion of the next Annual General Meeting of the Company or the date by which the next Annual General Meeting of the Company is required by law to be held, whichever is earlier.”

[See Explanatory Note (vi)]

(Resolution 9)

11. Authority to issue shares under the Atlantic 2015 Restricted Share Plan

“THAT pursuant to Section 161 of the Act, the Directors of the Company be authorised and empowered to issue and allot from time to time such number of shares in the capital of the Company as may be required to be issued pursuant to the vesting of awards under the Atlantic 2015 Restricted Share Plan (the “**Atlantic 2015 RSP**”), whether granted during the subsistence of this authority or otherwise, provided always that the aggregate number of additional ordinary shares to be issued pursuant to the Atlantic 2015 RSP, Atlantic 2015 ESOS and Atlantic 2015 PSP shall not exceed 15% of the total number of issued shares (excluding treasury shares and subsidiary holdings) in the capital of the Company from time to time and that such authority shall, unless revoked or varied by the Company in a general meeting, continue in force until the conclusion of the next Annual General Meeting of the Company or the date by which the next Annual General Meeting of the Company is required by law to be held, whichever is earlier.”

[See Explanatory Note (vii)]

(Resolution 10)

BY ORDER OF THE BOARD

CHEW KOK LIANG
ELIZABETH KRISHNAN
Company Secretaries

Singapore, 19 April 2017

Notice of Annual General Meeting

Explanatory Notes:-

- (i) Mr Lee Kah Hoo, if re-elected as a Director of the Company, will remain as the Lead Independent Director, the Chairman of the Nominating Committee, a member of the Audit Committee and the Remuneration Committee and will be considered as independent for the purpose of Rule 704(7) of the Catalist Rules.
- (ii) Mr Goh Boon Chye, if re-elected as a Director of the Company, will remain as the Chairman of the Audit Committee, a member of the Nominating Committee and the Remuneration Committee and will be considered independent for the purpose of Rule 704(7) of the Catalist Rules.
- (iii) The ordinary resolution set out in item 7 above, if passed, will empower the Directors of the Company from the date this resolution is passed until the next Annual General Meeting of the Company, or the date by which the next Annual General Meeting of the Company is required by law to be held or such authority is varied or revoked by the Company in a general meeting, whichever is the earlier, to issue shares, make or grant instruments convertible into shares and to issue shares pursuant to such instruments, up to a number not exceeding, in total, 100% of the total number of issued shares (excluding treasury shares and subsidiary holdings) in the capital of the Company, of which up to 50% may be issued other than on a pro-rata basis to existing shareholders of the Company.
- (iv) The ordinary resolution set out in item 8 above, if passed, will empower the Directors of the Company from the date this resolution is passed until the next Annual General Meeting of the Company or the date by which the next Annual General Meeting of the Company is required by law to be held, whichever is the earlier, to purchase ordinary shares of the Company by way of market purchases or off-market purchases of up to 10% of the total number of issued shares (excluding treasury shares and subsidiary holdings) in the capital of the Company up to the Maximum Price as defined in the Appendix. The rationale for, the authority and limitation on, the sources of funds to be used for the purchase or acquisition including the amount of financing and the financial effects of the purchase or acquisition of ordinary shares by the Company pursuant to the Share Purchase Mandate on the audited consolidated financial statements of the Company for the financial year ended 31 December 2016 are set out in more detail in the Appendix.
- (v) The ordinary resolution set out in item 9 above, if passed, will empower the Directors of the Company, from the date this resolution is passed until the next Annual General Meeting of the Company, or the date by which the next Annual General Meeting of the Company is required by law to be held or such authority is varied or revoked by the Company in a general meeting, whichever is the earlier, to issue shares in the Company pursuant to the exercise of options granted or to be granted under the Atlantic 2015 ESOS provided that the aggregate additional shares to be issued pursuant to the Atlantic 2015 ESOS, Atlantic 2015 PSP and Atlantic 2015 RSP do not exceed 15% of the total number of issued shares (excluding treasury shares and subsidiary holdings) in the capital of the Company from time to time.
- (vi) The ordinary resolution set out in item 10 above, if passed, will empower the Directors of the Company, from the date this resolution is passed until the next Annual General Meeting of the Company, or the date by which the next Annual General Meeting of the Company is required by law to be held or such authority is varied or revoked by the Company in a general meeting, whichever is the earlier, to issue shares in the Company pursuant to the vesting of awards under the Atlantic 2015 PSP provided that the aggregate additional shares to be issued pursuant to the Atlantic 2015 ESOS, Atlantic 2015 PSP and Atlantic 2015 RSP do not exceed 15% of the total number of issued shares (excluding treasury shares and subsidiary holdings) in the capital of the Company from time to time.
- (vii) The ordinary resolution set out in item 11 above, if passed, will empower the Directors of the Company, from the date this resolution is passed until the next Annual General Meeting of the Company, or the date by which the next Annual General Meeting of the Company is required by law to be held or such authority is varied or revoked by the Company in a general meeting, whichever is the earlier, to issue shares in the Company pursuant to the vesting of awards under the Atlantic 2015 RSP provided that the aggregate additional shares to be issued pursuant to the Atlantic 2015 ESOS, Atlantic 2015 PSP and Atlantic 2015 RSP do not exceed 15% of the total number of issued shares (excluding treasury shares and subsidiary holdings) in the capital of the Company from time to time.

Notes:-

1. A member (other than a Relevant Intermediary*) entitled to attend and vote at meeting is entitled to appoint not more than two (2) proxies to attend and vote in his/her stead. A proxy need not be a member of the Company. Where a member appoints two (2) proxies, he shall specify the proportion of his shareholding to be represented by each proxy in the instrument appointing the proxies, failing which the nomination shall be alternative.

* A Relevant Intermediary is:

- (a) a banking corporation licensed under the Banking Act, Chapter 19 of Singapore, or a wholly-owned subsidiary of such a banking corporation, whose business includes the provision of nominee services and who holds shares in that capacity; or
- (b) a person holding a capital markets services licence to provide custodial services for securities under the Securities and Futures Act, Chapter 289 of Singapore, and who holds shares in that capacity; or
- (c) the Central Provident Fund Board established by the Central Provident Fund Act, Chapter 36 of Singapore, in respect of shares purchased under the subsidiary legislation made under that Act providing for the making of investments from the contributions and interest standing to the credit of members of the Central Provident Fund, if the Board holds those shares in the capacity of an intermediary pursuant to or in accordance with that subsidiary legislation.

Notice of Annual General Meeting

2. A member, who is a Relevant Intermediary entitled to attend the meeting and vote, is entitled to appoint more than two (2) proxies to attend and vote instead of the member, but each proxy must be appointed to exercise the rights attached to a different share or shares held by each member. Where such member appoints more than two (2) proxies, the appointments shall be invalid unless the member specifies the number of shares in relation to which each proxy has been appointed.
3. If a proxy is to be appointed, the instrument appointing the proxy must be deposited at Atlantic Navigation Holdings (Singapore) Limited c/o RHT Corporate Advisory Pte. Ltd., 9 Raffles Place #29-01, Republic Plaza Tower 1, Singapore 048619 not less than forty-eight (48) hours before the time appointed for holding the Annual General Meeting.
4. In the case of members of the Company whose shares are entered against their names in the Depository Register, the Company may reject any instrument appointing a proxy or proxies lodged if such members are not shown to have shares entered against their names in the Depository Register as at seventy-two (72) hours before the time appointed for holding the Annual General Meeting as certified by The Central Depository (Pte) Limited to the Company.
5. If the member is a corporation, the instrument appointing the proxy must be under its common seal or under the hand of an officer or attorney duly authorised in writing.
6. In the case of joint shareholders, all holders must sign the form of proxy.

PERSONAL DATA PRIVACY

“**Personal data**” in this Notice of Annual General Meeting has the same meaning as “personal data” in the Personal Data Protection Act 2012 (“**PDPA**”), which includes a member’s name and his/her proxy’s and/or representative’s name, address and NRIC/Passport number. Where a member of the Company submits an instrument appointing a proxy(ies) and/or representative(s) to attend, speak and vote at the Annual General Meeting of the Company and/or any adjournment thereof, a member of the Company (i) consents to the collection, use and disclosure of the member’s personal data by the Company (or its agents) for the purpose of the processing and administration by the Company (or its agents) of proxies and representatives appointed for the Annual General Meeting of the Company (including any adjournment thereof) and the preparation and compilation of the attendance lists, proxy lists, minutes and other documents relating to the Annual General Meeting of the Company (including any adjournment thereof), and in order for the Company (or its agents) to comply with any applicable laws, listing rules, regulations and/or guidelines (collectively, the “**Purposes**”); (ii) warrants that where the member discloses the personal data of the member’s proxy(ies) and/or representative(s) to the Company (or its agents), the member has obtained the prior consent of such proxy(ies) and/or representative(s) for the collection, use and disclosure by the Company (or its agents) of the personal data of such proxy(ies) and/or representative(s) for the Purposes; (iii) undertakes that the member will only use the personal data of such proxy(ies) and/or representative(s) for the Purposes; and (iv) agrees that the member will indemnify the Company in respect of any penalties, liabilities, claims, demands, losses and damages as a result of the member’s breach of warranty. A member’s personal data and his/her proxy’s and/or representative’s personal data may be disclosed or transferred by the Company to its subsidiaries, its share registrar and/or other agents or bodies for any of the Purposes, and retained for such period as may be necessary for the Company’s verification and record purposes.

*This notice has been prepared by the Company and its contents have been reviewed by the Company’s sponsor (“**Sponsor**”), SAC Advisors Private Limited, for compliance with the relevant rules of the Singapore Exchange Securities Trading Limited (“**SGX-ST**”). The Sponsor has not independently verified the contents of this notice.*

This notice has not been examined or approved by the SGX-ST and the SGX-ST assumes no responsibility for the contents of this notice, including the correctness of any of the statements or opinions made, or reports contained in this notice.

The contact person for the Sponsor is Ms Lee Khai Yinn (Tel: (65) 6532 3829) at 1 Robinson Road, #21-02 AIA Tower, Singapore 048542. SAC Capital Private Limited is the parent company of SAC Advisors Private Limited.

This page has been intentionally left blank.

ATLANTIC NAVIGATION HOLDINGS (SINGAPORE) LIMITED

(Company Registration No. 200411055E)
(Incorporated In the Republic of Singapore)

PROXY FORM ANNUAL GENERAL MEETING

(Please see notes overleaf before completing this Form)

IMPORTANT:

1. An investor who holds shares under the Central Provident Fund Investment Scheme ("CPF Investor") and/or the Supplementary Retirement Scheme ("SRS Investors") (as may be applicable) may attend and cast his vote(s) at the Meeting in person. CPF and SRS Investors who are unable to attend the Meeting but would like to vote, may inform their CPF and/or SRS Approved Nominees to appoint the Chairman of the Meeting to act as their proxy, in which case, the CPF and SRS Investors shall be precluded from attending the Meeting.
2. This Proxy Form is not valid for use by CPF and SRS Investors and shall be ineffective for all intents and purposes if used or purported to be used by them.

I/We, _____ (Name) _____ (NRIC/Passport No.)

of _____ (Address)

being a member/members of Atlantic Navigation Holdings (Singapore) Limited (the "Company"), hereby appoint:

Name	NRIC/Passport No.	Proportion of Shareholdings	
		No. of Shares	%
Address			

and/or*

Name	NRIC/Passport No.	Proportion of Shareholdings	
		No. of Shares	%
Address			

or failing the person, or either or both of the persons, referred to above, the Chairman of the Meeting as my/our* proxy/proxies* to vote for me/us* on my/our* behalf at the Annual General Meeting of the Company (the "Meeting") to be held at 6 Battery Road #10-01, Singapore 049909 on Friday, 5 May 2017 at 3.30 p.m. and at any adjournment thereof. I/We* direct my/our* proxy/proxies* to vote for or against the Resolutions proposed at the Meeting as indicated hereunder. If no specific direction as to voting is given or in the event of any other matter arising at the Meeting and at any adjournment thereof, the proxy/proxies* will vote or abstain from voting at his/her discretion.

(If you wish to exercise all your votes 'For' or 'Against', please tick (✓) within the box provided. Alternatively, please indicate the number of votes as appropriate.)

No.	Resolutions relating to:	For	Against
Ordinary Business			
1	Adoption of the Directors' Statement and Audited Financial Statements of the Company and the Group for the financial year ended 31 December 2016 together with the Auditors' Report thereon		
2	Re-election of Mr Lee Kah Hoo as a Director of the Company		
3	Re-election of Mr Goh Boon Chye as a Director of the Company		
4	Re-appointment of Messrs Ernst & Young LLP as Auditors of the Company and authority to fix their remuneration		
Special Business			
5	Approval of Directors' fees amounting to S\$144,000 for the financial year ended 31 December 2016 (2015: S\$144,000)		
6	Authority to issue and allot new shares		
7	Renewal of Share Purchase Mandate		
8	Authority to issue shares under the Atlantic 2015 Employees Share Option Scheme		
9	Authority to issue shares under the Atlantic 2015 Performance Share Plan		
10	Authority to issue shares under the Atlantic 2015 Restricted Share Plan		

Dated this _____ day of _____ 2017

Total number of Shares in:	No. of Shares
(a) CDP Register	
(b) Register of Members	

Signature of Shareholder(s)
or, Common Seal of Corporate Shareholder

*Delete where inapplicable



Notes:

1. A member should insert the total number of Shares held by him/her. If the member has ordinary shares entered against his/her name in the Depository Register (as defined in Section 81SF of the Securities and Futures Act, Chapter 289 of Singapore), he/she should insert that number. If the member has ordinary shares registered in his/her name in the Register of Members, he/she should insert that number. If the member has ordinary shares entered against his/her name in the Depository Register and ordinary shares registered in his/her name in the Register of Members, he/she should insert the aggregate number. If no number is inserted, the instrument appointing a proxy or proxies shall be deemed to relate to all the ordinary shares held by the member.
2. A member of the Company (other than a Relevant Intermediary*) entitled to attend and vote at a meeting of the Company is entitled to appoint not more than two (2) proxies to attend and vote in his/her stead. A proxy need not be a member of the Company.
3. Where a member (other than a Relevant Intermediary*) appoints two (2) proxies, the member shall specify the proportion of his/her shares to be represented by each proxy, failing which the nomination shall be alternative.
4. A Relevant Intermediary may appoint more than two (2) proxies, but each proxy must be appointed to exercise the rights attached to a different share or shares held by him (which number or class of shares shall be specified).
5. Subject to note 9, completion and return of this instrument appointing a proxy shall not preclude a member from attending and voting at the Meeting. Any appointment of a proxy or proxies shall be deemed to be revoked if a member attends the meeting in person, and in such event, the Company reserves the right to refuse to admit any person or persons appointed under the instrument of proxy to the Meeting.
6. The instrument appointing a proxy or proxies must be deposited at Atlantic Navigation Holdings (Singapore) Limited c/o RHT Corporate Advisory Pte. Ltd., 9 Raffles Place #29-01, Republic Plaza Tower 1, Singapore 048619 not less than 48 hours before the time appointed for the Meeting.
7. The instrument appointing a proxy or proxies must be under the hand of the appointor or of his attorney duly authorised in writing. Where the instrument appointing a proxy or proxies is executed by a corporation, it must be executed either under its common seal or under the hand of an officer or attorney duly authorised. Where the instrument appointing a proxy or proxies is executed by an attorney on behalf of the appointor, the letter or power of attorney or a duly certified copy thereof must be lodged with the instrument.
8. A corporation which is a member may authorise by resolution of its directors or other governing body such person as it thinks fit to act as its representative at the Meeting, in accordance with Section 179 of the Companies Act, Chapter 50 of Singapore, and the person so authorised shall upon production of a copy of such resolution certified by a director of the corporation to be a true copy, be entitled to exercise the powers on behalf of the corporation so represented as the corporation could exercise in person if it were an individual.
9. An investor who holds shares under the Central Provident Fund Investment Scheme ("CPF Investor") and/or the Supplementary Retirement Scheme ("SRS Investor") (as may be applicable) may attend and cast his vote(s) at the Meeting in person. CPF and SRS Investors who are unable to attend the Meeting but would like to vote, may inform their CPF and/or SRS Approved Nominees to appoint the Chairman of the Meeting to act as their proxy, in which case, the CPF and SRS Investors shall be precluded from attending the Meeting.

General:

The Company shall be entitled to reject the instrument appointing a proxy or proxies if it is incomplete, improperly completed or illegible, or where the true intentions of the appointor are not ascertainable from the instructions of the appointor specified in the instrument appointing a proxy or proxies. In addition, in the case of Shares entered in the Depository Register, the Company may reject any instrument appointing a proxy or proxies lodged if the member, being the appointor, is not shown to have Shares entered against his name in the Depository Register as at 72 hours before the time appointed for holding the Meeting, as certified by The Central Depository (Pte) Limited to the Company.

PERSONAL DATA PRIVACY

By submitting an instrument appointing a proxy(ies) and/or representative(s), the member is deemed to have accepted and agreed to the personal data privacy terms set out in the Notice of Annual General Meeting dated 19 April 2017.

* A Relevant Intermediary is:

- (a) a banking corporation licensed under the Banking Act, Chapter 19 of Singapore, or a wholly-owned subsidiary of such a banking corporation, whose business includes the provision of nominee services and who holds shares in that capacity; or
- (b) a person holding a capital markets services licence to provide custodial services for securities under the Securities and Futures Act, Chapter 289 of Singapore, and who holds shares in that capacity; or
- (c) the Central Provident Fund Board established by the Central Provident Fund Act, Chapter 36 of Singapore, in respect of shares purchased under the subsidiary legislation made under that Act providing for the making of investments from the contributions and interest standing to the credit of members of the Central Provident Fund, if the Central Provident Fund Board holds those shares in the capacity of an intermediary pursuant to or in accordance with that subsidiary legislation.

Corporate Information

BOARD OF DIRECTORS

Wong Siew Cheong
Executive Chairman and CEO

Tong Choo Cherng
Executive Director (Finance)

Lee Kah Hoo
Lead Independent Director

Goh Boon Chye
Independent Director

Eu Lee Koon
Independent Director

Andrew Lyndon Waite
Non-Executive Non-Independent Director

Jeffrey William Ewen
Alternate Director to Andrew Lyndon Waite

COMPANY SECRETARIES

Chew Kok Liang
Elizabeth Krishnan

REGISTERED OFFICE

6 Battery Road #10-01
Singapore 049909
Tel: +65 6381 6868
Fax +65 6381 6869

BUSINESS OFFICES

Atlantic Maritime Group FZE
P.O box 6653
Sharjah
United Arab Emirates
Tel: +971 6 5263577
Fax: +971 6 5260292

Astra Offshore Sdn. Bhd.

(Associate Company)
Kuala Lumpur Office
A2-3A, Block A, Plaza Damas 3
Jalan Sri Hartamas 1, Taman Sri Hartamas
50480 Kuala Lumpur, Malaysia
Tel: +603 6211 4488
Fax: +603 6211 4489

Atlantic Ship Management LLC

P.O. Box 37288 Abu Dhabi
No: M/1011 Building 2
W15/2 C12 Abu Dhabi City
United Arab Emirates
Tel: +971 2 4453838
Fax: +971 2 4453837

AUDIT COMMITTEE

Goh Boon Chye (*Chairman*)
Lee Kah Hoo
Eu Lee Koon

NOMINATING COMMITTEE

Lee Kah Hoo (*Chairman*)
Goh Boon Chye
Eu Lee Koon
Wong Siew Cheong

RENUMERATION COMMITTEE

Eu Lee Koon (*Chairman*)
Lee Kah Hoo
Goh Boon Chye

ATLANTIC EMPLOYEE NEW SHARE SCHEME COMMITTEE

Eu Lee Koon (*Chairman*)
Wong Siew Cheong
Tong Choo Cherng

KEY EXECUTIVES

Mohammad Reza Sadeghi
Chief Operating Officer

Wong Sek Pun
Commercial Director (MLS Division)

Zamirul Hassan Bayezid
Group Finance Manager

SHARE REGISTRAR

Boardroom Corporate & Advisory Services Pte. Ltd.
50 Raffles Place
#32-01 Singapore Land Tower
Singapore 048623

AUDITOR

Ernst & Young LLP
One Raffles Quay
North Tower, Level 18
Singapore 048583
Partner-in-Charge: Shekaran Krishnan
(date of appointment: since financial year ended 31 December 2013)

PRINCIPAL BANKERS

Malayan Banking Berhad
National Bank Of Fujairah
United Overseas Bank Limited

SPONSORS

SAC Advisors Private Limited
1 Robinson Road, #21-02 AIA Tower
Singapore 048542



**Atlantic Navigation
Holdings (Singapore) Limited**

**Atlantic Navigation
Holdings (Singapore) Limited**

Unique Entity Number (UEN): 200411055E

6 Battery Road #10-01
Singapore 049909