

**Natural Cool
Holdings Limited**



**BUILDING A DIGITALLY
CONNECTED FUTURE**

ANNUAL REPORT 2022

CONTENTS

Our Values	01
Letter to Shareholders	02
Corporate Structure	03
Business Profile	04
Operations Review	06
Financial Review	10
Board of Directors	13
Key Management	16
Corporate Information	18
Sustainability Report	19
Corporate Governance Report	31
Directors' Statement	67
Independent Auditor's Report	70
Statements of Financial Position	75
Consolidated Income Statement	76
Consolidated Statement of Comprehensive Income	77
Consolidated Statement of Changes in Equity	78
Consolidated Statement of Cash Flows	80
Notes to the Financial Statements	82
Shareholding Statistics	143
Notice of Annual General Meeting	145
Proxy Form	

This Annual Report has been reviewed by the Company's sponsor, PrimePartners Corporate Finance Pte. Ltd. (the "**Sponsor**"). It has not been examined or approved by the Singapore Exchange Securities Trading Limited (the "**Exchange**") and the Exchange assumes no responsibility for the contents of this document, including the correctness of any of the statements or opinions made or reports contained in this document.

The contact person for the Sponsor is Ms Lim Hui Ling, 16 Collyer Quay, #10-00 Collyer Quay Centre, Singapore 049318, sponsorship@ppcf.com.sg.

OUR VALUES

- OUR NAME, OUR BRAND** | We fulfil promises to shareholders, customers and employees
- CUSTOMER FOCUS** | Customer satisfaction is our ultimate duty and responsibility
- PEOPLE DEVELOPMENT** | We identify and drive every staff to their fullest potential
- TEAMWORK & UNITY** | We win and grow through teamwork and unity
- CREATIVITY** | Our innovation sets us apart from the rest
- SAFETY** | Above all, we value lives and assets



LETTER TO SHAREHOLDERS

Dear Shareholders,

The Covid-19 pandemic has abated significantly and related control measures continue to be relaxed. With this, we have seen further reduction in supply chain risks. However, a multitude of uncertainties due to geopolitical factors such as the conflict in Ukraine and rising US – China tensions, combined with record inflation and interest rates, continue to pose challenges to our business.

Notwithstanding these challenges, our flagship Aircon and Engineering Division performed admirably and continues to be a significant contributor to our Group revenues, albeit at a level slightly lower than last year. Revenue from our new acquisition, Nam Fang Co Pte Ltd., and revenue growth at our high containment services business unit contributed significantly to the division's revenue. As the division prepares to scale with its digitalisation strategy, our administrative expenses were understandably higher than previously. Nonetheless, the division recorded a good level of profits.

Our Paint and Coatings Division also performed well, recording a 14% increase in revenue year on year. Despite higher raw material costs and higher operating expenses due to its on-going collaboration with SolCold Ltd (Israel) ("**SolCold**"), the division turned in a profit. SolCold is an active cooling technology start-up that has partnered with our subsidiary Loh & Sons Paint Co (S) Pte Ltd under the auspices of the Singapore-Israel Industrial Research and Development Foundation to introduce its technology in Singapore. This collaboration has seen some good traction by being a finalist in the 2022 CapitaLand Sustainability X Challenge, and having been selected to pilot its technology with a number of commercial partners.

Despite 36% increase in revenues and improved food margins, our Food & Beverages Division recorded a loss due to higher food costs and operating overheads. We will continue to work with the division to increase its factory utilisation by growing revenue from its retail and wholesale sales channels.

On the digital front, results from our newly acquired Technology Division contributed positively to both our revenues and profits in its maiden year with the Group. Apart from its good roster of government, statutory board and multi-national corporate customers and leveraging off its over 20 years of experience in remote surveillance and monitoring in real estate management and trainborne communications markets, iFocus Pte Ltd seeks to extend into other market segments using its deep Internet of Things and communications engineering expertise. The division continues to pursue opportunities to grow its project and maintenance revenues.

Working with our core digital team, we also launched our Coolfix mobile application in March 2023 (www.Coolfix.com.sg). Connecting consumers with aircon contractors in real time, Coolfix promises to democratise the way customers access air-conditioning services. To date, we have already on-boarded about 200 aircon servicing teams. As a participant in Singapore's Digital Leaders' Programme, we plan to deliver at least two other digital projects in the coming years.

As previously announced, Natural Cool Investments Pte. Ltd. ("**NCI**") received a notice from its landlord to terminate the lease on the premises at 29 Tai Seng Avenue. NCI has since 2 September 2022 been put into creditors' voluntary winding up by its director, and a creditors committee of inspection has been formed to, amongst other things, assist the liquidators in the performance of their duties, including the realisation of NCI's assets and investments.

2022 has not been an easy year for us but we are happy to note that we have largely weathered through it. Our order books remain strong, and we are hopeful for a brighter 2023. To be prudent, we decided not to declare dividends for the financial year ended 2022 and retained them for future business use. As always, we are grateful to our stakeholders and shareholders for their continued support.

Goh Teck Sia

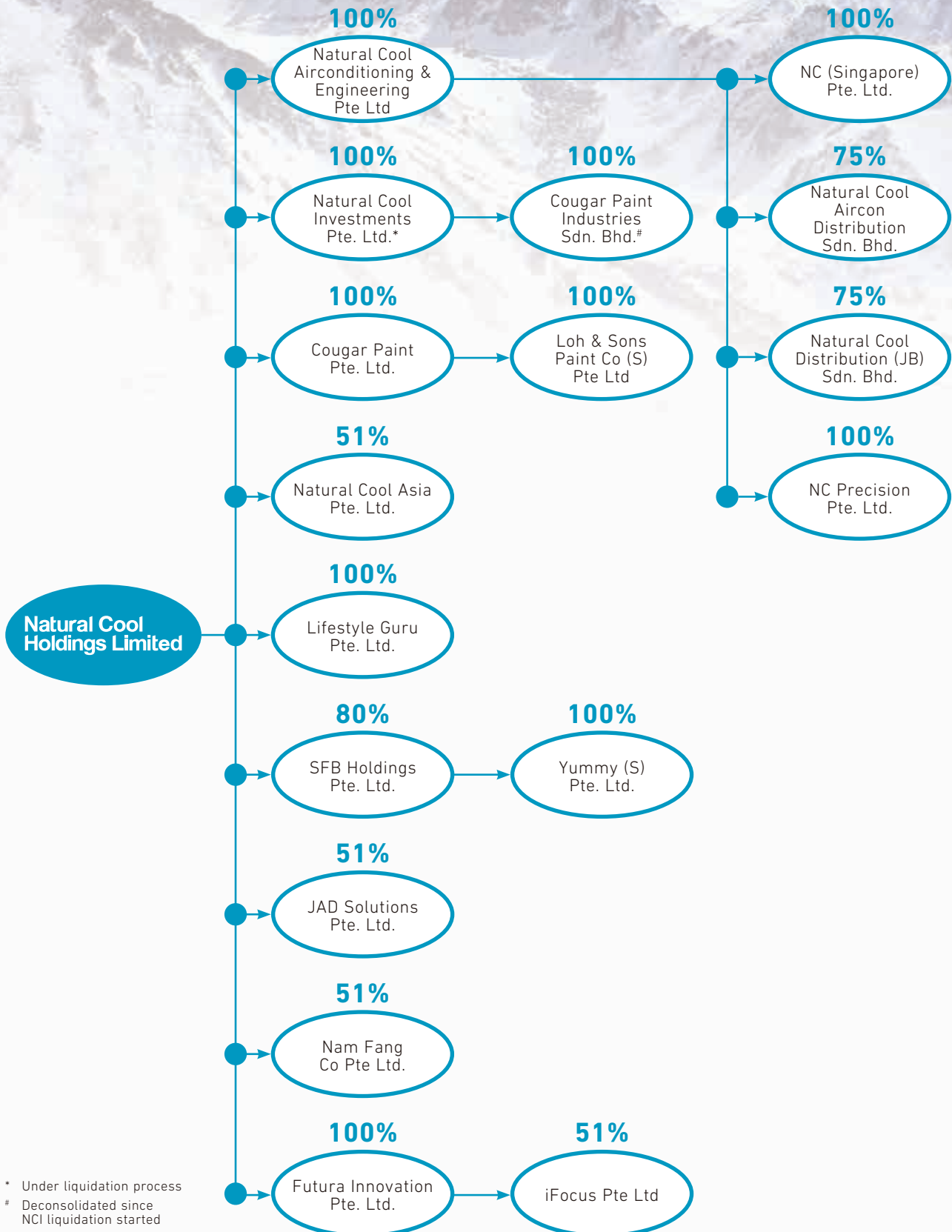
Independent Non-Executive Director and Chairman

Tsng Joo Peng

Executive Director and Group Chief Executive Officer

GROUP STRUCTURE

AS AT 31 MARCH 2023



* Under liquidation process
Deconsolidated since NCI liquidation started

BUSINESS PROFILE



AIRCON AND ENGINEERING DIVISION

Natural Cool's Aircon and Engineering Division is the cornerstone of the Group's business and a recognised leader in the air-conditioning and mechanical ventilation ("**ACMV**") market in Singapore. We are proud of our high service standards as we constantly upgrade the skills of our repair and servicing staff, to proactively respond to all types of ACMV service requests and situations.

Natural Cool also has in place a team of in-house ACMV specialists to handle more complex repair and servicing requests in commercial and industrial spaces. These include public institutions such as schools, hospitals, warehouses, commercial buildings like offices, shopping malls, retail and food and beverages establishments. Typically, commercial and industrial services in such non-standard buildings are subject to a tendering process as specialised knowledge is required to handle more sophisticated engineering demands.

In addition, our Commercial Service ("**CS**") Team is specially trained to provide facilities management ("**FM**") services such as space planning, asset management and preventive maintenance of ACMV systems for smooth and uninterrupted operation.

Natural Cool's Aircon and Engineering Division consists of our Commercial Installation Department, Trading Department, and Mechanical & Electrical Department.

COMMERCIAL INSTALLATION DEPARTMENT

Natural Cool's Commercial Installation Department provides ACMV system installation services for commercial projects. Our commercial projects may relate to those in the public sector like condominiums, school campuses and private sector projects such as nursing homes, hotels, shopping malls and residential landed properties.

Our commercial projects may be won via public tendering or by private invitations, for some projects, we provide only installation services, whereas for others, we provide

turnkey services which consist of procurement of ACMV systems.

Apart from the direct expansion system installation, our Commercial Installation Department has installed chilled water systems for commercial buildings such as Biopolis and Engineered Smoke Control Systems for community building like Trinity Christian Centre. Our Commercial Installation Department was also involved in the installation of Building Management Systems for the Urban Training Facilities of Singapore Army Forces.

TRADING DEPARTMENT

Our One-Stop ACMV Equipment and ACMV Installation Materials Distribution Hubs are located at Defu Lane 10 and Bukit Batok Street 23. We add value to our contractor customers enabling them to compete effectively in Singapore by best sourcing ACMV equipment and ACMV installation materials and accessories.

To do this, we represent all types of ACMV brands catering to the entire industrial, commercial and residential divisions, such as Mitsubishi Electric, Daikin, Panasonic, LG, Midea, York, Carrier, Toshiba and many more.

We also supply ACMV spare parts and accessories including installation materials such as brackets, refrigerant gas, copper coil, wire, insulation, trunking, drain pipe, and all other types of pipes and ducts, as well as industrial tools and equipment like refrigerant recovery machines, electrical drills, vacuum pumps, drain pumps, screws, bolts and nuts, fasteners, and silicon applicators. Customers such as ACMV contractors find it useful and convenient as these items are housed under one roof and strategically located at our outlets.

This capability helps to cement our Trading Department's reputation as an established ACMV Distribution Hub within the ACMV industry.

MECHANICAL & ELECTRICAL DEPARTMENT

Over the years, Natural Cool's Mechanical & Electrical Department ("**M&E**") has trained a group of specialised people to provide a full range of solutions to become a one-stop building provider to prepare ourselves for a role in commercial and industrial estates.

M&E Department provides fire protection system design, installation and maintenance, data centre fit-out works, and ACMV system maintenance and repair services to various customers including hotels, schools, corporate buildings, data centres and banks. These ACMV system maintenance services are also extended to the service support of both commercial heating, ventilation, and air-conditioning ("**HVAC**") systems and residential air-conditioners. All these are provided by our CS Team, Fire Protection Team and Residential Services Team.

BUSINESS PROFILE

Our chiller maintenance service support team has extensive experience and sound technical knowledge to ensure proper corrective and preventive actions are taken to address any equipment breakdown at client premises. Our teams are equipped with proper diagnostics and repair tools coupled with a comprehensive maintenance checklist outlining thorough equipment conditions upon servicing. We have sufficient vehicles to serve all our commercial and residential clients promptly with high mobility and island-wide coverage.

We constantly upgrade ourselves to be more efficient and productive. Digitalisation is our current priority so that we can transform ourselves to meet the latest market demand in the digital era. Our Digital Operation Workflow Management System was launched in Q2 2022 to accommodate the modern asset services scenario. Created for fast customer acquisition, a unified, custom-built Operation Workflow Management will be our integrated approach to internal and external workflow management that goes beyond just simple tracking which will benefit our clients and streamline our backend operations.

PAINT AND COATINGS DIVISION

Natural Cool's Paint and Coatings Division has over 20 years of history in the paint business supporting the construction and marine industry through our flagship "**Cougar**" brand. The division manufactures a complete range of cost-effective products including enamel coatings, epoxy coatings, PU coatings and solvents.

In 2022, our wholly owned subsidiary – Loh & Sons Paint Co (S) Pte Ltd ("**LNS**") signed a collaboration agreement with SolCold Ltd, an Israeli nanotechnology research company to develop and commercialise a patented coating technology which utilises the sun's renewable energy for zero carbon cooling.

INVESTMENT DIVISION

Natural Cool's Investment Division was established to hold the non-core business activities of the Group. Natural Cool Investments Pte. Ltd. ("**NCI**") solely representing the Investment Division was put into the liquidation since 2 September 2022. The master lease agreement has been terminated in Q3 2022.

REGIONAL BUSINESS DIVISION

Natural Cool Asia Pte. Ltd. ("**NCA**") was formed to spearhead and expand the Group's interests into the regional markets for HVAC related products and services.

NCA was appointed as an Authorised Distributor by Panasonic for its full range of commercial Aircon products for the regional markets including Bangladesh, Myanmar, Cambodia, Maldives and Nepal.



FOOD AND BEVERAGES DIVISION

SFB Holdings Pte. Ltd. ("**SFB**") and Yummy (S) Pte. Ltd. ("**Yummy**") are two established food and beverages ("**F&B**") subsidiaries. Our F&B Division's business activities are those related to manufacture, distribution and retail of cooked snack foods such as dim sum products, pumpkin cakes, and traditional Chinese dumplings, as well as restaurant and stall operator.

In order to increase the production capacity, the F&B Division relocated to the new factory at Bedok Food City in Q4 2021. Funds were invested by the Group in upgrading and acquiring new automated machineries to maintain its existing levels of production and to foster its future growth. In addition, SFB also operates a dine-in restaurant "**Abang Recipes**" located at Sembawang Shopping Centre and Yummy conducts its business through our "**Dao Xiang**" retail outlets located at Bendemeer and Tampines.

TECHNOLOGY DIVISION

Our Group acquired 51% of the shares interest of iFocus Pte Ltd ("**iFocus**") in January 2022.

iFocus is an ISO9001 certified company with strong technology development skills in the embedded system design and industrial project management markets. It developed various digital communication solutions for Mass Rapid Transit in various countries since 2002. iFocus is also familiar with lift monitoring and video surveillance solutions which are widely used in many public housing buildings all over Singapore. In recent years, iFocus expanded its business into asset location tracking and Internet of Things application services.

This move allows our Group to integrate the use of technology in its operations and pivot away from the traditional form involving labour intensive services towards a business form with a greater focus on engineering and technology. As a result, this will also increase our Group's revenue base and profile of customers meanwhile offering additional solutions to our Group's customers.

OPERATIONS REVIEW

COMMERCIAL INSTALLATION DEPARTMENT

2022 was a tough year for our Commercial Installation Department due to the increase in operational costs such as labour costs and material costs. These caused our department's margin to remain stagnant. Despite the difficult situation, our Commercial Installation Department managed to secure new public and private sector projects, some of them are mentioned below.



TRINITY CHRISTIAN CENTRE

Worth about S\$1.8 million, we are involved in the addition and alteration works for a 5-storey church development with an attic and one basement carpark, where we installed an ACMV system, engineering smoke control system and building management system.

A total of 66 fan coil units, 21 condensing units and 100 mechanical ventilation fans will be installed in this project.

This project will be completed in May 2023.



KENT RIDGE HILL RESIDENCES

Worth about S\$3.9 million, this project involves 11 blocks of 5-storey apartments and 50 units of strata landed houses with common basement carparks and communal facilities of additions and alterations works, where we installed the ACMV system.

A total of 2,201 fan coil units, 1,136 condensing units and 650 mechanical fans will be installed for this project.

This project will be completed in September 2023.

OPERATIONS REVIEW



Worry about the cleanliness of your aircon? Don't worry! We got you covered!

TRADING DEPARTMENT

The world entered 2022 with the hope of recovery from the Covid-19 pandemic but was faced with a triple whammy of the Ukraine war that set off a chain reaction of shockwaves throughout the global economy, worsened major supply chain disruption coupled with shipment cost increase and ultimately high inflation. Consumers' confidence were subdued and many remained conservative on expenditure which impacted the ACMV Industry.

ACMV wholesalers and contractors in Singapore continued to face very stiff competition from the shortage in both aircon equipment and aircon installation materials supply. We worked closely with major aircon brands and aircon installation materials suppliers for better negotiation and to secure enough stocks from the tight supply. Trading Department persevered through yet another difficult year with creative promotions and marketing initiatives to improve sales. We are glad to report better-than-expected positive results for 2022.

Trading Department also embarked on a digital transformation initiative to improve our customers' ordering experience through a soon-to-be-ready mobile App "**CoolHub**", with enhanced store and delivery modules to improve work efficiency and further reduce paper usage supporting our Group's sustainability management programme.

MECHANICAL & ELECTRICAL DEPARTMENT

The M&E Department continues to build and position itself to compete with its peers. Despite being hard hit by the Covid-19 pandemic, we still managed to pick up our revenue in 2022. Our CS Team has developed a full spectrum of skill sets required in our industry and is ready to respond to a more sophisticated market. Our Fire Protection Team had since made some major advancements and is Base Main Contractor for a large telecommunications company to support their data centre projects.

In 2021, we successfully added Line Plug Ballooning to our list of services. This service replaces the traditional freezing of water pipe technique, saves system downtime and protects the integrity of the water pipes used in ACMV or other systems. The Line Plug Ballooning technique provides significant savings for our clients.

In the data centre arena, we continue to advance steadily in 2022 for data centre fit-out and fire protection maintenance.

In 2023, we will be implementing our new areas of business in micro data centres and services for niche market such as at Jurong Island area. This will further enhance the development of our department for the next few years.

We will continue to remodel ourselves towards the digital wagon. For us to reach out and engage the new and existing residential customers digitally, we have invested in social media marketing platforms.

Furthermore, as one of our highly regarded and prioritised digital transformation projects of the Group and for the first time in the Group's history, we are proud to announce that we have launched the Singapore's first on-demand aircon servicing mobile application – Coolfix in Q3 of 2022.

Coolfix will connect established independent aircon contractors and users online and in real-time to deliver instant matching of market demand to services vendors. The Coolfix contractor application and user application are available to download on both Google Play Store and Apple Store.

We believe Coolfix has good market potential and once operational, promises to generate a new revenue stream for our Group. We estimate the total addressable market for Coolfix is S\$15.6 million annually for aircon servicing.

For more information, you can view from the following website: www.Coolfix.com.sg.

OPERATIONS REVIEW

PAINT AND COATINGS DIVISION

The Paint and Coatings Division managed to successfully secure sales orders and contracts in the built environment sector to pre-pandemic levels. Despite constraints faced with ongoing escalating raw material costs and labour shortages, we continue to innovate and improve our productivity to mitigate operating cost challenges.

2022 was a year of transformation with LNS taking a quantum leap in the drive towards innovation and sustainability solutions with a partnership agreement signed with SolCold Ltd, an Israeli company specialising in green coatings technology. SolCold is a patented cooling coating that harnesses the sun's renewable source of energy to provide zero carbon emission cooling which can be adopted for the renewable energy, built environment, logistics and electronics sectors.

LNS, in partnership with SolCold, has also been selected as the top 10 finalists for the 2022 CapitalLand Sustainability X Challenge and to pilot trial this unique cooling technology at a selected CapitalLand building asset.

As Singapore throttles her drive towards sustainability with the adoption of the Green Plan 2030, our Paint and Coatings Division likewise continues to actively explore new growth opportunities in this green sector and to grow our business and people in a sustainable manner.

On the other hand, Cougar Paint Industries Sdn. Bhd. ("CPISB"), the manufacturing arm of the division, has been deconsolidated on 2 September 2022 as a consequence of NCI being placed under the liquidation.



SoldCold and LNS entered a Partnership Agreement Signing Ceremony on 31 May 2022 for the Research and Development of Nano Particle Materials which uses sunlight for active cooling.

OPERATIONS REVIEW

INVESTMENT DIVISION

2022 was a tough year for our Investment Division. From the effect of Covid-19 impact, NCI was unable to increase much on the rental rates and unable to support its operating costs and was put into the liquidation on 2 September 2022.

REGIONAL BUSINESS DIVISION

NCA dealing in the regional market had obtained the original equipment manufacturer distributorship of "NATCOOL" Brand air handling units, fan coil units and cooling coil products for the regional countries including Singapore. These products can be designed and manufactured to meet various specifications for any application. The fast delivery time suits the replacement market well.

NCA is also authorised by GREE, Zhuhai to market and distribute GREE's full range of air-conditioning products for Sri Lanka.

TECHNOLOGY DIVISION

iFocus managed to secure a new public sector project value at about S\$7.1 million. This project involves the installation and maintenance of approximately 4,200 units of lift monitoring and surveillance devices. The project will be completed in the year 2025. Other than aforesaid, iFocus also secured 16 lift maintenance contracts (renewed) from various town councils in Singapore.

In the coming years, iFocus will find collaboration opportunities with other subsidiaries to invent an ACMV energy management system which provides customers with a solution to monitor and gain insights into the energy consumption of their ACMV equipment.



FOOD AND BEVERAGES DIVISION

Our Group's F&B business recorded a 35.8% increase in revenue to S\$5.1 million this year, as a result of the introduction of traditional Chinese pastry – "Kueh" products to the market.

Our new brand, Hong Huat is a local brand which specialises and preserves traditional Chinese pastries such as Huat Kueh, Ang Ku Kueh, He Tao, Shou Tao and other customised pastries for temples and customary occasions. It made up approximately 25% of the division's revenue. We will be introducing more varieties of steamed or baked products to the new consumer market in 2023.

With the continuing efforts, we are heartened that our Pen Cai sales in the 2022 Lunar New Year achieved a new sales record, together with dumpling sales at the outlets and NTUC Fairprice chain of supermarkets, recorded revenue of S\$1.7 million this year.



CNY Pen Cai Set



Steamed Dumpling Gift Box



Kueh Products

FINANCIAL REVIEW

REVIEW OF INCOME STATEMENT

The Group generated revenue of S\$149.7 million for the financial year ended 31 December 2022 (“FY2022”), an increase of S\$1.7 million, or 1.1% compared to S\$148.0 million in the last financial year ended 31 December 2021 (“FY2021”).

Our Paint and Coatings Division recorded an increase in revenue of S\$0.5 million, or 14.1% compared to FY2021. Our F&B Division recorded an increase in revenue of S\$1.4 million, or 35.8% compared to FY2021, mainly due to better festive season sales and the new range of products. Our recent acquisition of iFocus Pte Ltd (“iFocus”) also contributed S\$3.2 million to the Group’s revenue for FY2022.



Lower revenues were recorded for our Investment Division and Aircon and Engineering Division by S\$2.8 million and S\$0.6 million, respectively. The decrease in the Investment Division’s revenue was due to the deconsolidation of NCI. For Aircon and Engineering Division, the decrease in revenue was mainly from the Regional Business Division of S\$2.4 million, Commercial Installation Department of S\$2.0 million, Trading Department of S\$1.8 million. The decreases were offset by the revenue contribution of our newly acquired subsidiary – Nam Fang Co Pte Ltd. (“**Nam Fang**”) of S\$5.6 million in FY2022.

Gross profit margins (“GPM”) were 17.0% in FY2022, 3.1 percentage points higher than in FY2021. The increase in GPM was from our Aircon and Engineering Division, F&B Division and Technology Division. At Aircon and Engineering Division, the increase was mainly from our Trading Department and M&E Department, and Nam Fang as the new source of gross profit in FY2022. At F&B Division, the improvement in GPM is largely because of the effect of economies of scale when the F&B production capacity increased during the financial year.

Other income increased by S\$3.9 million in FY2022 mainly from the gain on termination of lease.

Administrative expenses increased by S\$4.8 million or 26.2% in FY2022 mainly due to higher staff costs of S\$2.6 million. The increase was mainly from Aircon and Engineering and Technology Divisions and also selectively increased employee salaries amidst a tight labour market in Singapore and acquisition of new subsidiaries – Nam Fang and iFocus. Depreciation and amortisation also increased by S\$1.4 million due to the additional plant and equipment especially at the F&B Division and intangible assets purchased during the financial year for business operations. Notwithstanding the higher GPM achieved, the F&B Division recorded a net loss before tax mainly due to higher depreciation and amortisation expenses arising from additions of plant and equipment during the year.

Other expenses decreased by S\$2.6 million or 46.0%. In FY2022, the major other expenses are the loss on deconsolidation of subsidiaries since NCI liquidation started of S\$1.2 million, the impairment of goodwill and property, plant and equipment of F&B CGU of S\$1.0 million and property, plant and equipment written off of S\$0.6 million. Whereas in FY2021, the Group recorded changes in fair value of financial assets of S\$0.6 million and impairment losses on goodwill and property, plant and equipment of S\$4.7 million.

Arising from the above, the Group reported a profit after tax of S\$0.9 million in FY2022 including losses attributable to non-controlling interests of S\$0.4 million.

FINANCIAL REVIEW



REVIEW OF STATEMENT OF FINANCIAL POSITION

Property, plant and equipment decreased by S\$15.9 million in FY2022 mainly due to the derecognition of right-of-use – properties of S\$9.8 million, S\$1.6 million of the disposals/write-offs and S\$0.9 million of the impairment losses. We have also incurred S\$5.7 million of depreciation charges in FY2022. In addition, the changes in lease modification due to changes in the payment terms have caused a decrease in the cost of the right-of-use – properties by S\$2.4 million. Furthermore, the transfer of the property (15 Woodlands Loop) to the asset held for sale has further decreased by S\$0.6 million and others by S\$0.2 million. On the other hand, we have purchased computers, furniture and fittings and office equipment amounted to S\$0.4 million, tools and machineries of S\$1.1 million, incurred renovation works of S\$0.9 million, motor vehicles of S\$2.1 million and signed on new lease contracts for operation use of S\$0.8 million.

Intangible assets and goodwill increased by S\$3.1 million mainly arising from the acquisition of iFocus.

Inventories increased by S\$1.6 million mainly due to stocking up in anticipation of better sales and to mitigate the Aircon and Engineering Division's potential supply chain issues in FY2022. Furthermore, there is also an increase in inventories at the F&B Division of S\$0.1 million in preparation for the festive season and iFocus contributed S\$0.3 million in inventories.

Contract assets increased by S\$2.0 million due to higher volume of works performed but not billed to customers towards the end of FY2022.

Trade and other receivables (current and non-current) increased by S\$0.5 million mainly due to higher sales contributed towards the end of FY2022 amounted to S\$0.3 million and increase of S\$0.5 million of deposits for project tendering purposes. There is also increase in unbilled trade receivables of S\$0.4 million. The acquisition of iFocus has contributed S\$0.8 million to Technology Division. On the other hand, the security deposits of S\$1.6 million with a landlord were used to offset the outstanding rental in trade payables.

Loans and borrowings (current and non-current) decreased by S\$17.3 million as a result of the termination of the lease contract of S\$13.8 million, lease modification adjustments of S\$2.4 million for changes in payment terms, net repayments of loans and lease liabilities of S\$3.6 million and S\$3.3 million, respectively. On the other hand, the Group has drawn down fresh loans of S\$1.8 million and invoice financing facilities of S\$1.6 million. We have recognised new lease liabilities relating to the newly signed lease contracts and hire purchase for motor vehicles of S\$2.5 million.

FINANCIAL REVIEW

Trade and other payables increased by S\$6.8 million in FY2022 mainly due to higher purchases made by our Aircan and Engineering Division towards the end of FY2022 but not due for payment and higher accruals for project subcontractor costs of S\$5.0 million. Our newly acquired subsidiary – iFocus has contributed S\$0.6 million in both trade payables and accruals.

Contract liabilities decreased by S\$2.5 million as of the better work progress during FY2022.

REVIEW OF STATEMENT OF CASH FLOWS

In FY2022, we recorded a net cash inflow of S\$7.2 million before changes in working capital compared to S\$8.6 million in FY2021.

We recorded working capital outflows of S\$1.1 million mainly attributed to the increases in trade and other receivables of S\$4.4 million, inventories of S\$1.9 million, contract assets of S\$2.0 million and trade and other payables of S\$9.7 million. This has been offset by the decrease in contract liabilities of S\$2.5 million.

We have also made tax payments to the Inland Revenue Authority of Singapore amounted to S\$0.2 million.

We recorded net cash used in investing activities of S\$4.5 million in FY2022 mainly due to the iFocus acquisition of S\$2.8 million (refer to Note 33 of Notes to Financial Statement), purchase of property, plant and equipment and intangible assets of S\$2.9 million and other investment of S\$0.1 million. This has been offset by the proceeds received for the disposal of property, plant and equipment of S\$1.3 million.

We recorded net cash used in financing activities of S\$4.9 million in FY2022 mainly due to the payments of lease liabilities, interest and loan repayments amounted to S\$7.9 million. We have also made dividend payments of S\$0.4 million. This has been offset by the utilisation of invoice financing facilities of S\$1.6 million and the new loan drawdown of S\$1.8 million.

As a result, our cash and cash equivalents decreased by S\$3.5 million to S\$8.2 million as at 31 December 2022.



BOARD OF DIRECTORS

MR GOH TECK SIA

INDEPENDENT NON-EXECUTIVE DIRECTOR AND CHAIRMAN OF THE BOARD

Mr Goh Teck Sia ("**Mr Goh**") was appointed as an Independent Non-Executive Director of the Company on 8 February 2017 (Date of last re-appointment as Director: 28 April 2022). He is the Chairman of the Board, Chairman of our Remuneration Committee and a member of the Company's Audit and Risk and Nominating Committees.

Mr Goh was a career police officer and he retired from the Singapore Police Force ("**SPF**") in end January 2017 after serving for about 50 years.

During his long and illustrious career, he served in senior positions in units including Police Academy, Special Operations Command (Police Task Force), Police Operations Department and Criminal Investigation Department. Mr Goh also served in a number of Police Land Divisions such as Central Police Division, Beach Road Police Division and Tanglin Police Division.

Prior to his retirement, Mr Goh was the Head, Support & Technical cum Head Discipline at Tanglin Police Division holding the rank of Deputy Superintendent of Police.

Mr Goh received the Long Service Medal in 1995, and the Commendation Medal in 2005. He also received the Appreciation Certificate in 2010 from the President of Singapore and Congratulatory Note from the Permanent Secretary, Ministry of Home Affairs in 2016 for his services and contributions to the nation.

Mr Goh was appointed as the Vice-President of the Singapore Police Retirees Association ("**SPRA**") on 23 March 2019 and on 25 March 2023, he was elected as the President of SPRA.

Other principal commitments

None

Present directorships in listed companies (Other than the Company)

None

MR TSNG JOO PENG

EXECUTIVE DIRECTOR AND GROUP CHIEF EXECUTIVE OFFICER

Mr Tsng Joo Peng ("**Mr Tsng**") was appointed to our Board on 1 August 2005 (Date of last re-appointment as Director: 28 April 2021) and he was appointed as our Group Chief Executive Officer ("**CEO**") on 31 October 2013. As Group CEO, he is primarily responsible for overseeing strategic planning, overall business expansion and management of our Group. Mr Tsng has been a Director of Natural Cool Airconditioning & Engineering Pte Ltd, a subsidiary of the Company since 1993. Prior to joining our Group, Mr Tsng was a Director and Shareholder of Aircon Designs Pte. Ltd., Aircon Designs Services Pte. Ltd., QPA Pte. Ltd., Quality Perfect Assurance Pte. Ltd. and NC Airconditioning Pte. Ltd..

Other principal commitments

Director of Natural Cool's Group of Companies

Present directorships in listed companies (Other than the Company)

None

BOARD OF DIRECTORS

MR CHOY BING CHOONG

EXECUTIVE DIRECTOR AND GROUP CHIEF OPERATING OFFICER

Mr Choy Bing Choong ("**Mr Choy**") joined the Company as Chief Investment Officer in July 2014 and assumed the position of Group Chief Operating Officer in March 2020 while joining the Board at the same time (Date of last re-appointment as Director: 28 April 2022). He is responsible for execution of the Group's business strategies and plans, overseeing financial, administrative, human resources, investor relations, regulatory and compliance functions, as well as charting the growth of the Group through identification of merger and acquisition opportunities and management of the Group's investments.

Mr Choy has more than 30 years of work experience in a variety of roles in multiple industries and countries. Prior to joining our Company, he spent 8 years with the Corporate Finance Department at CIMB Bank Berhad, Singapore Branch, where he last held the position of Director, Corporate Finance. Before his stint at CIMB Bank Berhad, Singapore Branch, Mr Choy served 3 years in the Corporate and Capital Markets Group at Rajah & Tann. Apart from his home base in Singapore, he has also worked in China, the United Kingdom and Indonesia.

He is a Fellow Chartered Accountant of Singapore and holds a Bachelor's of Accountancy Degree from the National University of Singapore. He is also a member of the Singapore Institute of Directors.

Other principal commitments

Futura Innovation Pte. Ltd.

Present directorships in listed companies (Other than the Company)

Hiap Tong Corporation Ltd.
Hoe Leong Corporation Ltd.
Zhongmin Baihui Retail Group Ltd.

MS LAU LEE HUA

INDEPENDENT NON-EXECUTIVE DIRECTOR

Ms Lau Lee Hua ("**Ms Lau**") was appointed as an Independent Non-Executive Director of the Company on 8 February 2017 (Date of last re-appointment as Director: 28 April 2020). She is the Chairman of our Audit and Risk Committee and a member of the Company's Nominating and Remuneration Committees.

Ms Lau is the Managing Partner of Lau Lee Hua & Co., a public accounting firm she founded in 1995. She was a partner at Wong, Lee & Associates LLP, another public accounting firm from 2018 to 2021. She is a practising member of Institute of Singapore Chartered Accountants having been admitted in 1995 and upgraded to a Fellow of the Association of Chartered Certified Accountants in 1997. She is a Public Accountant of Singapore registered with the Accounting and Corporate Regulatory Authority. She was appointed as Honorary Treasurer of the Movement for the Intellectually Disabled of Singapore ("**MINDS**"), a voluntary welfare organisation, on 28 September 2013 and on 30 September 2017, she was appointed as Honorary Auditor. Ms Lau was awarded the "Long Service Award" by the People's Association in 2001 and the "MINDS Meritorious Service Award" by Movement for the Intellectually Disabled of Singapore in 2009 and the "Dedicated Service Award" when she retired from MINDS board in 2019. In 2017, National Council of Social Services awarded Ms Lau with its 15 years "Long Service Award" for her invaluable service to MINDS.

Other principal commitments

Lau Lee Hua & Co.

Present directorships in listed companies (Other than the Company)

None

BOARD OF DIRECTORS

MR TAN SIEW BIN RONNIE INDEPENDENT NON-EXECUTIVE DIRECTOR

Mr Tan Siew Bin Ronnie ("**Mr Tan**") was appointed an Independent Non-Executive Director of the Company on 28 July 2021 (Date of last re-appointment as Director: 28 April 2022). He is the Chairman of our Nominating Committee and a member of the Company's Audit and Risk and Remuneration Committees.

Mr Tan is one of the founding Directors of Central Chambers Law Corporation in Singapore with more than 30 years of post-qualification experience. He is a Notary Public, Commissioner for Oaths and heads of the Civil and Criminal practice. Mr Tan began his legal practice as a litigator and moved into areas of corporate and commercial advice. Mr Tan holds a Bachelor of Laws from University of London and admitted to the English and Singapore Bar in 1989 and 1991 respectively.

Other principal commitments

Central Chambers Law Corporation
Chambers Resources Pte Ltd

Present directorships in listed companies (Other than the Company)

None

MR TRAN PHUOC (LUCAS TRAN) INDEPENDENT NON-EXECUTIVE DIRECTOR

Mr Tran Phuoc (Lucas Tran) ("**Mr Tran**") was appointed as an Independent Non-Executive Director of the Company on 11 November 2022. He is a member of the Audit and Risk, Nominating and Remuneration Committees.

Mr Tran is a qualified Chartered Accountant with over thirty-five years of public accounting experience. He was a partner with KPMG Singapore from 2000 to 2020.

He has extensive experience in public accounting which includes auditing, advising on financial reporting matters as well as regulatory compliance matters relating to the Companies Act and SGX-ST listing rules, initial public offerings, restructuring exercises, due diligence and merger and acquisitions.

Mr Tran is a Chartered Accountant of Singapore and holds a Bachelor of Commerce degree from the University of New South Wales, Australia. He is a member of the Institute of Singapore Chartered Accountants and the Singapore Institute of Directors.

Other principal commitments

WLT Assurance LLP

Present directorships in listed companies (Other than the Company)

Kim Heng Ltd.

KEY MANAGEMENT

MR NEO HAN CHENG

DIRECTOR AND CHIEF OPERATING OFFICER, NATURAL COOL AIRCONDITIONING & ENGINEERING PTE LTD

Mr Neo Han Cheng ("**Mr Neo**") was appointed to his current position on 19 July 2007 and is primarily responsible for the overall management, business planning and daily operations of Natural Cool Airconditioning & Engineering's Commercial Installation Department.

Mr Neo joined our Group in 1997 and was promoted to an Assistant General Manager in 2005 where he was responsible for the implementation and evaluation of marketing strategies for Natural Cool Airconditioning & Engineering. Prior to his appointment as Assistant General Manager, Mr Neo was a Project Manager of Natural Cool Airconditioning & Engineering for seven years. From 1994 to 1997, he worked as a Technical Officer in the Port of Singapore Authority, where he was responsible for the supervision of the maintenance and servicing of mechanical and electrical building services. Mr Neo graduated with a Diploma in Manufacture Engineering from Singapore Polytechnic in 1990.

MR LEE WAN KAH

DIRECTOR, NATURAL COOL AIRCONDITIONING & ENGINEERING PTE LTD

Mr Lee Wan Kah ("**Mr Lee**") joined the Group in 15 April 2006 as a Manager in one of the Group's former subsidiaries. In early 2009, he was transferred to Natural Cool Investments Pte. Ltd. to be Personal Assistant to Director (Special Project) and left the Group at the end of 2009 to pursue his own interests.

Mr Lee returned to the Group in 2012 as a Director of our Trading Department and was appointed as a Director of Natural Cool Airconditioning & Engineering on 15 February 2017. He is primarily responsible for the performance of our Trading Department at both our Defu Lane and Bukit Batok outlets, including overall management, business planning and daily operations. Mr Lee's business experience and astuteness lead Trading Department's sales to improve year-on-year since 2012, increasing our industry market share in Singapore. He spearheaded the expansion of Natural Cool's brand name into Malaysia, and set up outlets in Johor Bahru and Kuala Lumpur in 2015. He is also responsible for the implementation of business and evaluation of marketing strategies to capture local market share and improve sales in Malaysia.

MR TERENCE LUM WENG KEONG

DIRECTOR, FUTURA INNOVATION PTE. LTD., IFOCUS PTE LTD, COUGAR PAINT PTE. LTD.,
COUGAR PAINT INDUSTRIES SDN. BHD. AND LOH & SONS PAINT CO (S) PTE LTD

Mr Terence Lum Weng Keong ("**Mr Lum**") joined the Group in August 2017 and assumed the role of Director of the Paint and Coatings Division in April 2018 where he was responsible for the overall management, business planning and development. In January 2022, he was also appointed as Director of Futura Innovation Pte. Ltd. and iFocus Pte Ltd, the Technology Division, to spearhead the Group's transformation efforts towards new business growth in the sector of innovation and sustainability solutions.

Mr Lum has more than 18 years of work experiences in multiple roles which ranged from corporate strategy, project management and engineering. Prior to joining the Group, he spent 13 years with the project management department at Keppel FELS, a subsidiary of Keppel Corporation's offshore and marine arm where he successfully secured and managed the execution of multiple multi-million dollar valued turnkey project assets that were awarded.

He holds a Bachelor of Engineering (Upper Class Honours) from the National University of Singapore. He is a member of The Institution of Engineers, Singapore.

KEY MANAGEMENT

MR JEFFREY KAN KAI HI GROUP CHIEF FINANCIAL OFFICER

Mr Jeffrey Kan Kai Hi ("**Mr Kan**") joined the Group in December 2022 and is responsible for reporting, banking, legal, compliance matters, budgeting and overseeing the full spectrum of financial activities of the Group.

Mr Kan has more than 24 years of relevant experience. Prior to joining the Group, Mr Kan was the Chief Financial Officer at Zhongmin Baihui Retail Group Ltd, a company listed on the Mainboard of the SGX-ST, from 2010 to 2022. In addition, Mr Kan had also held senior financial roles in various private and listed companies across several industries, including water purification and treatment, cultivation and manufacturing of plant fiber, food and beverages, textile and apparel. He started his career in public accounting with several audit firms from 1998 and last held the title of audit senior at KPMG Singapore.

Mr Kan holds a Bachelor of Commerce (Accounting) degree from Curtin University of Technology, Australia and is a fellow member of CPA Australia.

MS TENG GEK CHUI FINANCIAL CONTROLLER

Ms Teng Gek Chui ("**Ms Teng**") joined the Group in February 2008 and was promoted to the position of Financial Controller in May 2019. As Financial Controller, she assists Mr Kan with reporting, banking, legal, compliance matters, budgeting and overseeing full spectrum of financial activities of the Group.

Prior to joining the Group, she was an auditor at BDO Raffles and Ernst & Young, where she was involved in the statutory audit of companies. Ms Teng is a Chartered Accountant of the Institute of Singapore Chartered Accountants.

CORPORATE INFORMATION

BOARD OF DIRECTORS

Mr Goh Teck Sia
Independent Non-Executive Director and Chairman

Mr Tsng Joo Peng
Executive Director and Group Chief Executive Officer

Mr Choy Bing Choong
Executive Director and Group Chief Operating Officer

Ms Lau Lee Hua
Independent Non-Executive Director

Mr Tan Siew Bin Ronnie
Independent Non-Executive Director

Mr Tran Phuoc (Lucas Tran)
Independent Non-Executive Director

AUDIT AND RISK COMMITTEE

Ms Lau Lee Hua
Chairman

Mr Tan Siew Bin Ronnie
Member

Mr Goh Teck Sia
Member

Mr Tran Phuoc (Lucas Tran)
Member

NOMINATING COMMITTEE

Mr Tan Siew Bin Ronnie
Chairman

Ms Lau Lee Hua
Member

Mr Goh Teck Sia
Member

Mr Tran Phuoc (Lucas Tran)
Member

REMUNERATION COMMITTEE

Mr Goh Teck Sia
Chairman

Ms Lau Lee Hua
Member

Mr Tan Siew Bin Ronnie
Member

Mr Tran Phuoc (Lucas Tran)
Member

COMPANY SECRETARIES

Ms Yeoh Kar Choo Sharon
Ms Teng Gek Chui

AUDITOR

KPMG LLP
12 Marina View #15-01
Asia Square Tower 2
Singapore 018961

Partner-in-charge
Ms Ong Chai Yan
(With effect from financial year 2022)

CATALIST CONTINUING SPONSOR

PrimePartners Corporate Finance Pte. Ltd.
16 Collyer Quay
#10-00 Collyer Quay Centre
Singapore 049318

REGISTERED OFFICE

87 Defu Lane 10
#06-01
Singapore 539219
Tel: (65) 6454 5775
Fax: (65) 6454 6776
Website: <https://natcool.com>

SHARE REGISTRAR

B.A.C.S. Private Limited
77 Robinson Road
#06-03 Robinson 77
Singapore 068896

PRINCIPAL BANKERS

United Overseas Bank

INVESTOR RELATIONS

Email: corporateaffairs@natcool.com

SUSTAINABILITY REPORT

BOARD STATEMENT

Natural Cool Holdings Limited (the "**Company**" and together with its subsidiaries, the "**Group**") is pleased to present our 6th Sustainability Report ("**Report**") for the financial year ended 31 December 2022 ("**FY2022**").

The Board is responsible for Group's sustainability reporting and will continue to provide oversight over the economic, environmental, social and governance ("**EESG**") factors of the Group, including climate-related disclosures and take them into consideration in the determination of the Group's strategic direction and policies. They see to it that Management ensures that these EESG material factors are reviewed annually and properly managed on an on-going basis, and ensure that the factors are relevant and current for the business.

This Report has been prepared with reference to the Global Reporting Initiative ("**GRI**") Standards as it provides an extensive framework that is widely accepted as a global standard for sustainability reporting and is also aligned with the requirements of Rule 711B and Practice Notice 7F of the SGX-ST Listing Manual Section B: Rules of Catalyst. We have also referenced the United Nations Sustainable Development Goals and explained how we contribute to them. The Sustainability Report also takes into account the inclusion of the recommendations of the Task Force on Climate-related Financial Disclosures ("**TCFD**"). In this Report, we have started to report on our greenhouse gas ("**GHG**") emissions with an aim to set emissions targets in FY2025 once we have a better understanding of our baseline emissions. We see sustainability as an active value driver where new opportunities could be gained, in addition to managing EESG risks as a necessary license to operate. The Company is classified under "Materials and Buildings" in the list of TCFD-Identified Industries, climate reporting is on mandatory basis for FY2024.

This Report provides us with a valuable opportunity to engage our stakeholders and respond to issues that matter most to them and to our business as we work to further focus and prioritise our sustainability and corporate social responsibility initiatives. We have relied on internal data monitoring and verification to ensure accuracy. The Sustainability Reporting processes will form part of the internal audit cycle and be included in the risk-based internal audit plan, as approved by the Audit and Risk Committee. The internal review shall be conducted in accordance with the Guide to Internal Review of Sustainability Report by Institute of Internal Auditors Singapore.

We welcome your views and feedback on our sustainability practices and reporting at report.sr@natcool.com.

ABOUT THE REPORT

This Report covers the sustainability performance of our businesses in the following divisions – Aircon and Engineering Division, Investment Division, Paint and Coatings Division, Food and Beverages Division and Technology Division and which are operated by our subsidiaries, namely:

Aircon and Engineering Division	Natural Cool Airconditioning & Engineering Pte Ltd Natural Cool Asia Pte. Ltd. NC (Singapore) Pte. Ltd. Natural Cool Distribution (JB) Sdn. Bhd. NC Precision Pte. Ltd. Nam Fang Co Pte Ltd. JAD Solutions Pte. Ltd. Lifestyle Guru Pte. Ltd.
Investment Division	Natural Cool Investments Pte. Ltd.*
Paint and Coatings Division	Cougar Paint Industries Sdn. Bhd.* Loh & Sons Paint Co (S) Pte Ltd
Food and Beverages Division	SFB Holdings Pte. Ltd. Yummy (S) Pte. Ltd.
Technology Division	Futura Innovation Pte. Ltd. iFocus Pte Ltd

Unless otherwise stated, the performance data in this Report covers the period of FY2022 (1 January 2022 to 31 December 2022) for the above entities.

* Until date of deconsolidation 2 September 2022

SUSTAINABILITY REPORT

SUSTAINABILITY GOVERNANCE

Our Sustainability Reporting Committee ("**SR Committee**") headed by the Group Chief Executive Officer ("**CEO**"), Group Chief Operating Officer ("**COO**") and supported by all senior management staff across different business functions, guides our sustainability strategy as part of the Group's overall business strategy and provides direction in determining material EESG factors. The SR Committee is responsible for the management and monitoring of our EESG factors, including working with the various business units to ensuring these are integrated in our day-to-day operations.

Our EESG performance is monitored against established targets, to be evaluated periodically to tighten our engagement with stakeholders to understand their expectations and concerns. Shortfalls are investigated and efforts are made to achieve the targets. A description of our performance is provided throughout this Report in the relevant sections.

SUSTAINABILITY PERFORMANCE HIGHLIGHTS

EESG FACTOR	2020	2021	2022
Environmental			
Energy intensity (TJ/S\$ million revenue)**	NA	NA	0.12
Scope 1 ⁽¹⁾ & 2 ⁽²⁾ GHG intensity (tCO ₂ e/S\$ million revenue)**	NA	NA	11.41
Social			
Proportion of permanent employees (%)**	NA	NA	99.6%
Employee turnover rate (%)	30%	19%	22%
Employee hiring rate (%)	15%	27%	41%
Number of reportable accidents	0	0	5
Economic			
Revenue (S\$'000)	120,208	147,953	149,650
Net profit/(loss) after tax (S\$'000)	1,114	(5,910)	940
Employee wages and benefits (S\$'000)	16,520	18,607	25,282
Governance			
Overall SGTI* score (points)	81	86	82
Overall SGTI* ranking	99	71	92

* Singapore Governance and Transparency Index

** Commenced in FY2022







¹ Scope 1 refers to all direct Greenhouse Gas emissions.

² Scope 2 refers to indirect Greenhouse Gas emissions from consumption of purchased electricity, heat or steam.

SUSTAINABILITY REPORT

STAKEHOLDER ENGAGEMENT

To ensure that our sustainability strategy addresses the concerns of our various stakeholders, we have identified six key stakeholder groups and, in the table below explained how we respond to their concerns. An external stakeholder engagement exercise is planned for FY2023 and we shall be updating the outcome of that in the next Sustainability Report.

Stakeholders	Impact and Significance	How We Listen	How We Respond
 <p>Employees</p>	<ul style="list-style-type: none"> Part of our human capital whose competencies and well-being are fundamental to the Group's operational effectiveness 	<ul style="list-style-type: none"> Regular staff dialogue sessions Mobile chat groups Training programs and courses Safety briefings and courses Safety drills and site inspections Annual appreciation events and festival celebrations Volunteering and charitable events Whistle-blowing policy 	<ul style="list-style-type: none"> Talent retention and attraction Employee safety and well-being Training and development opportunities Efforts to promote work-life balance Remuneration and benefits Employee welfare Employee volunteerism
 <p>Customers</p>	<ul style="list-style-type: none"> Maximise customer satisfaction, understand customers' needs and expectations Provide quality products and services Build long lasting relationships with customers 	<ul style="list-style-type: none"> Annual appreciation events Company website Social media platforms, e.g. Facebook Feedback handling through emails/phone calls Whistle-blowing policy 	<ul style="list-style-type: none"> Design and workmanship Customer satisfaction and experience Quality products and services Environmental conservation Communication
 <p>Investors</p>	<ul style="list-style-type: none"> Maximise shareholder returns Practice good corporate governance, transparency and disclosures Strive for sustainability and long-term growth Accurate and timely updates Company's business progress and financial report 	<ul style="list-style-type: none"> Half-yearly financial results announcement Annual Report Annual General Meeting ("AGM") Extraordinary General Meeting ("EGM") Regular business updates Whistle-blowing policy 	<ul style="list-style-type: none"> Financial stability Long-term growth plans Market diversification Geographical expansion Risk management Corporate governance Sustainability efforts
 <p>Business Partner</p>	<ul style="list-style-type: none"> Promote collaborative partnership and opportunity with our partners, including suppliers and subcontractors, to nurture and expand the business 	<ul style="list-style-type: none"> Supplier's Code of Conduct Regular supplier visits/meetings Annual performance evaluation Safety briefings and courses Personal Data Protection Act ("PDPA") compliance clauses specified in contracts Whistle-blowing policy 	<ul style="list-style-type: none"> Quality assurance Certifications Supply chain management Occupational health Safety practices PDPA Compliance
 <p>Community</p>	<ul style="list-style-type: none"> To be a responsible corporate citizen who cares for society, the environment and the people around us 	<ul style="list-style-type: none"> Volunteering and participation in charitable events Annual corporate social responsibility programme Whistle-blowing policy 	<ul style="list-style-type: none"> Raising awareness through sustainable business practices and high-quality products
 <p>Government</p>	<ul style="list-style-type: none"> Provides regulatory oversight, ensuring that ethical practices, and legal concerns are being handled responsibly 	<ul style="list-style-type: none"> Obtain up-to-date information about change in regulations Review policies and procedures regularly to ensure compliance 	<ul style="list-style-type: none"> Comply with regulations and avoid disputes and prosecutions

SUSTAINABILITY REPORT

OUR MATERIAL TOPICS

Through an internal review of the economic, environmental and social topics which had the most significant impacts, peer benchmarking and also the topics which our stakeholders were most concerned with, we have identified the material topics and indicators to be covered in our Report. In FY2022, a review of the material topics was done to ensure that they were relevant to the business and relevant GRI Topic Specific Disclosures were updated to reflect the latest requirements.

In this Report, we have identified additional material topics, namely, Energy and Emissions, Waste, Training and Education. Where possible, we have shared three-year historical information on our material topics to provide a meaningful basis for comparison. As we have just embarked on data collection for these topics in FY2022, we will only be reporting a one year (i.e. FY2022) performance data for these topics.

The various material topics have been grouped under three focus areas, namely: Ethical Business, Care for the Environment and People and Society. The material topics and focus area were subsequently endorsed by the Group's SR Committee.






Focus Area	Material Topic	Relevant GRI Standard	GRI Topic Specific Disclosure
Ethical Business	Anti-Corruption	GRI 205 Anti-Corruption (2016)	205-3 Confirmed incidents of corruption and actions taken
	Anti-Competition	GRI 206 Anti-Competitive Behaviour (2016)	206-1 Legal actions for anti-competitive behavior, anti-trust, and monopoly practices
	Compliance ³	GRI 2 (2021)	2-27 Compliance with laws and regulations
Care for the Environment	Energy and Emissions	GRI 302 Energy (2016) GRI 305 Emissions (2016)	302-1 Energy consumption within the organisation 305-1 Direct (Scope 1) GHG emissions 305-2 Energy indirect (Scope 2) GHG emissions
	Waste	GRI 306 Waste (2020)	306-3 Waste generated
People and Society	Employment	GRI 401 Employment (2016)	401-1 New employee hires and employee turnover
	Training and Education	GRI 404 Training and Education (2016)	404-1 Average hours of training per year per employee
	Non-Discrimination	GRI 406 Non-Discrimination (2016)	406-1 Incidents of discrimination and corrective actions taken
	Occupational Health & Safety	GRI 403 Occupational Health and Safety (2018)	403-9 Work-related injuries

³ Environmental compliance which was identified as a material topic was previously referenced using GRI 307-1. With the release of the Universal Standards 2021, GRI 307 has been withdrawn. GRI 307 has been moved and expanded under Disclosure 2-27 Compliance with laws and regulations in GRI 2: General Disclosures 2021.

SUSTAINABILITY REPORT

OUR TARGETS AND CONTRIBUTION TO THE UNITED NATIONS SUSTAINABLE DEVELOPMENT GOALS (“UN SDGs”)

The table below provides a summary of our commitments and targets for the various material topics and our contribution to the UN SDGs. We contribute to social and economic development in the societies and communities we operate in, as well as do our part on climate action and conducting responsible business activities. The Company supports all the 17 UN SDGs and contributes in particular to the following nine goals: Quality education, decent work and economic growth, responsible consumption and production, climate action, and peace, justice and strong institutions.

Focus Area	Material Topic	2022 Performance	2023 Commitments and Targets
Ethical Business 	Anti-Corruption	<ul style="list-style-type: none"> Zero confirmed cases of corruption 	<ul style="list-style-type: none"> Zero confirmed cases of corruption
	Anti-Competition	<ul style="list-style-type: none"> Zero cases of legal actions relating to anti-competitive behaviour, anti-trust or monopoly cases 	<ul style="list-style-type: none"> Zero cases of legal actions relating to anti-competitive behaviour, anti-trust or monopoly cases
	Compliance ⁴	<ul style="list-style-type: none"> One significant fines incurred; no non-monetary sanctions 	<ul style="list-style-type: none"> No significant fines incurred; no non-monetary sanctions
Care for the Environment  	Energy and Emissions	<ul style="list-style-type: none"> Our total greenhouse gas (“GHG”) emissions for FY2022 was 1,705.24 tCO₂e comprising: <ul style="list-style-type: none"> Scope 1 emissions: 790.96 kgCO₂e Scope 2 emissions: 914.28 kgCO₂ 	<ul style="list-style-type: none"> Refine the scope of reporting of Scope 1 GHG emissions to include additional greenhouse gases Measure GHG intensity
	Waste	<ul style="list-style-type: none"> 2,511 gas cylinders recycled 	<ul style="list-style-type: none"> 5% increase number of gas cylinders recycled
People and Society  	Employment	<ul style="list-style-type: none"> Overall turnover rate of 22% and an overall hiring rate of 41% 	<ul style="list-style-type: none"> Maintain overall turnover rate at 20% or less
	Training and Education	<ul style="list-style-type: none"> Average of 4.64 training hours per employee 	<ul style="list-style-type: none"> Achieve an average of 5 training hours per employee
	Non-Discrimination	<ul style="list-style-type: none"> No confirmed cases of discrimination 	<ul style="list-style-type: none"> No confirmed cases of discrimination
	Occupational Health & Safety	<ul style="list-style-type: none"> 5 reportable cases, 84 lost days 	<ul style="list-style-type: none"> Zero reportable cases

⁴ Environmental compliance which was identified as a material topic was previously referenced using GRI 307-1. With the release of the Universal Standards 2021, GRI 307 has been withdrawn. GRI 307 has been moved and expanded under Disclosure 2-27 Compliance with laws and regulations in GRI 2: General Disclosures 2021.

SUSTAINABILITY REPORT

ETHICAL BUSINESS

Anti-Corruption

GRI 205-3

We prohibit bribery and kickbacks of any kind. Our employees are not allowed to offer or accept from anyone, anything of value that is, or could be viewed as a bribe or kickback or an attempt to influence that person's or company's relationship with Natural Cool. All new employees of the Group are required to read through and acknowledge the staff handbook, which consists of code of conduct and business ethics during the conduct of business.

Amongst these practices to uphold business integrity, the Group has established a whistle-blowing policy which has been reviewed and endorsed by the Audit and Risk Committee and approved by the Board. To raise awareness and affirm our Group's strong stance and actions against corruption, the Group's whistle-blowing policy and related procedures are published on <http://natcool.com/whistle-blowing-policy/> and applies to any employees, vendors, contractors, subcontractor, customers and any other parties whom the Group has a business relationship with.

Under the whistle-blowing policy, employees and external parties are able to, in confidence, raise concerns about issues and misconduct requiring special investigation. A dedicated and secure email address (report.nch@natcool.com) provides individuals anonymity in raising issues of contention to the Audit and Risk Committee directly.

We are periodically reviewing and enhancing our anti-corruption practices to uphold the best business practices in line with our values. There were no confirmed incidents of corruption in FY2022.

Anti-Competition

GRI 206-1

Competition law, also known as anti-monopoly, anti-trust, or fair-trade laws are intended to prevent interference with the functioning of a competitive market system and exist in all countries where we do business. Our policy prohibits conduct such as colluding with others to fix prices or divide territories, illegally monopolising an industry and unlawfully abusing a dominant position. All employees are given clear instruction to take extra care while contacting competitors, to avoid discussion of or collaboration on confidential information, including pricing, terms, costs, etc. as such discussion may be considered illegal.

We sell our products and services on our merits. We compete vigorously for business but always ethically and in compliance with rules and regulations, no matter how competitive the environment. We avoid making false or misleading statements about the Group, our products and services or other companies, including competitors and their products and services. We uphold our values of always being accurate, complete and honest.

In FY2022, there were no legal actions against the Group relating to anti-competitive behavior, anti-trust or monopoly practices.

Compliance

GRI 2-27

Our business is conducted in strict accordance with the local regulations where we operate. We do so in all functions and business units, including human resources, environmental laws, legal matters, economic and other business functions.

Our F&B Division includes a factory and restaurant which are halal certified by Majlis Ugama Islam Singapore ("**MUIS**"). The Management is responsible for halal compliance in our supply chain (from materials selection and purchasing, to the storage, warehousing, and transportation of our products).

In FY2022, we incurred a penalty of S\$5,000 for a safety breach at our previous Temporary Living Quarter ("**TLQ**") at Tai Seng which was set up for workers' accommodation during the Covid-19 pandemic. The TLQ is no longer in use and has been demolished. There were no non-monetary sanctions or significant fines⁵ related to environmental compliance across the Group.

⁵ Significant fines refer to fines of S\$2,000 or more.

SUSTAINABILITY REPORT

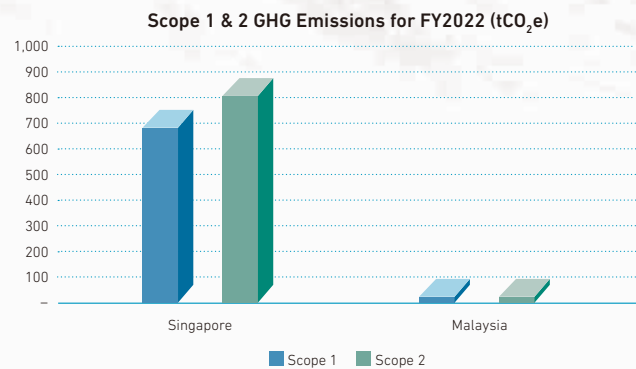
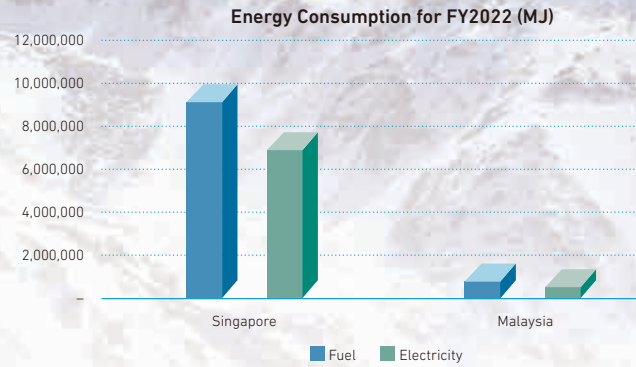
CARE FOR THE ENVIRONMENT

Energy and Emissions

GRI 302-1, GRI 305-1, GRI 305-2

In 2021, we kick started a 2-year project to upgrade our Enterprise Resource Planning (“ERP”) system with the objective to transform our organisation into a digital enterprise. As part of the plan to digitalise, we moved away from printing of documents and promoted electronic payments for all our suppliers. We developed our first ever mobile and web enabled workflow management system to allow our customers to request and monitor jobs electronically in the same platform. We also encouraged our customers to make payment electronically. Currently, all inter-group billings are electronic and no paper invoices are used. We believe all these small steps will help us in reducing the use of natural resources and also help in reducing paper waste.

In FY2022, we embarked on a data collection process for fuel and electricity use in our various entities and have disclosed below the Group's performance on emissions and energy use. We use both fuel and electricity in our operations. We use diesel for our lorries, vans and forklifts. Some of the vans also use petrol. The total energy consumed within the organisation attributable to fuel and electricity were 18,584 GJ. Our overall Scope 1 and Scope 2 greenhouse gas consumed was 1,705 tCO₂e, with the bulk of Scope 2 emissions due to electricity used in our offices, workshops, factory and F&B outlets in Singapore⁶.



	Energy consumed from fuel (MJ) ⁷		Energy consumed from electricity (MJ) ⁸
	Petrol	Diesel	
Singapore	120,396.68	9,855,444.65	7,720,390.82
Malaysia	108,562.77	541,647.57	237,685.82
Total	228,959.45	10,397,092.23	7,958,076.64

	Greenhouse gas emissions	
	Scope 1 (tCO ₂ e)	Scope 2 (tCO ₂ e)
Singapore	743.01	870.05
Malaysia	47.95	44.24
Total	790.96	914.28

⁶ We have used the operational control approach to quantify and account for our GHG emissions. The boundaries of our reported emissions currently comprise our operations in Singapore and Malaysia.

⁷ Emission factors (“EF”) were sourced from WRI/WBCSD Greenhouse Gas Protocol Emission Factors for Cross Sector Tools (March 2017). Only CO₂, CH₄ and N₂O emissions are included in the calculation of direct GHG emissions. Global Warming Potential (“GWP”) factors used are from the 2014 IPCC Fifth Assessment Report.

⁸ Grid EF for Singapore was obtained from Energy Market Authority (“EMA”). Grid EF for Malaysia was sourced from Institute for Global Environmental Strategies (2021) – List of Grid Emission Factors version 10.12.

SUSTAINABILITY REPORT

In 2022, we started to develop our roadmap to replace our current petrol and diesel vehicles so as to reduce emissions from our vehicles. The Company has invested in a total of 10 electric vehicles ("EV") which are currently being used in a 6-month pilot project. Should the results of the pilot project prove to be successful, we may gradually replace our older fleet of vehicles with EVs.

We will continue to embed energy efficiency and sustainability considerations in our day-to-day procurement, purchase environmentally friendly products and services, and in the selection of contractors and the setting of environmental requirements. We aim to set emissions targets in FY2025 once we have a better understanding of our collected FY2022 to FY2024 baseline emissions.

DOING OUR PART TO COMBAT CLIMATE CHANGE

Energy efficient and environmentally-friendly products

To deal with global warming caused by the increasing penetration rate of air-conditioners, we continually support our brands to spread positively conscious products using energy efficient inverter technology which has zero Ozone Depletion Potential ("ODP") and lower Global Warming Potential ("GWP"). We make expeditious efforts to promote more 5-ticks air-conditioners to customers to help them save energy, this benefits the customers and also helps to save resources. In FY2022, the 5-ticks air-conditioners with the highest energy efficiency continue to be most popular among our customers.

Innovative solutions

Natural Cool has partnered with SolCold on the research and development and commercialisation of SolCold's Anti-Stokes Fluorescence technology in Singapore. Urban environments tend to trap more heat than natural environments as heat (mostly from the sun) is absorbed by building materials and surfaces such as bricks, roads, carparks and concrete and then radiated into the surrounding area. In some cases, urban surfaces and buildings can be up to 10°C to 20°C warmer than surrounding air temperatures. These materials can continue to release heat after air temperatures have cooled, leading to higher evening temperatures in urban areas. Natural Cool has plans to apply SolCold's Anti-Stokes Fluorescence technology for paints used in exterior building surfaces settings, to assess if it has the capability to reduce the overall surface temperature of the building. SolCold's technology can be used everywhere and anywhere under the sun that needs cooling. This technology can also be applied onto film to widen its application potential and help more industries with their sustainability goals.

Waste

GRI 306-3

We have in 2022 continued to promote the used refrigerant gas cylinders recycling program. The same National Environment Agency ("NEA") licensed vendor is engaged to collect the cylinders and dispose them responsibly, in a safe environment. We are pleased that a total of 2,511 gas cylinders were collected in FY2022. Moving forward, we plan to report on our waste generated and how we manage the waste by FY2024 for the main operation.

PEOPLE AND SOCIETY

Employment

GRI 401-1

We recruit and promote suitable candidates according to their abilities and competencies relevant to the position. With a growing portfolio of businesses and investments, we review our workforce-mix to cope with the constantly-changing business needs. New positions are created to support our business expansion plans, while maintaining high quality standards. We value new hires who can provide fresh views and new ideas to our businesses and processes.

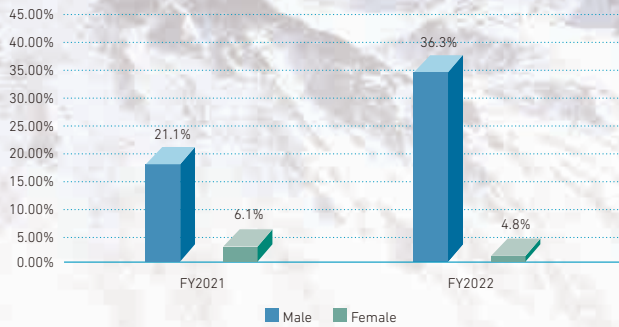
We aim to develop our talent pool and to ensure sustainable operations management by enhancing the following measures in phases:

- empower employees through skills-based training and career development opportunities;
- engage employees by conducting dialogue sessions between employees and management;
- review employee remuneration and benefits annually by benchmarking with industry average; and
- enhance employee welfare, such as promoting flexible work arrangements.

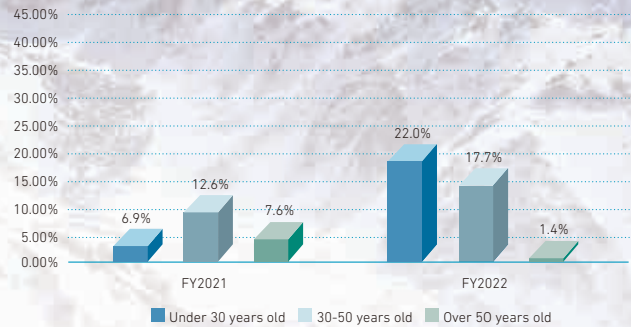
As at 31 December 2022, our total staff strength in Singapore and Malaysia was 564. Approximately 98% of our staff are working in the Singapore offices, while another 2% are based in Malaysia. 99.6% of our employees are permanent full-time employees. Due to the nature of our business, in particular the construction and servicing services, we have a larger proportion of males in the workforce. Our ratio of males to females is approximately 4:1. In FY2022, our overall turnover rate was 22% while our hiring rate was 41%.

SUSTAINABILITY REPORT

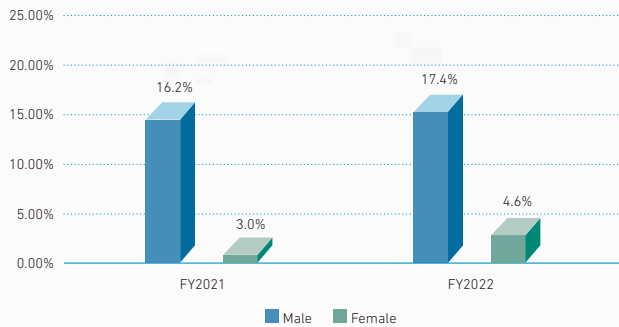
Hiring Rate by Gender



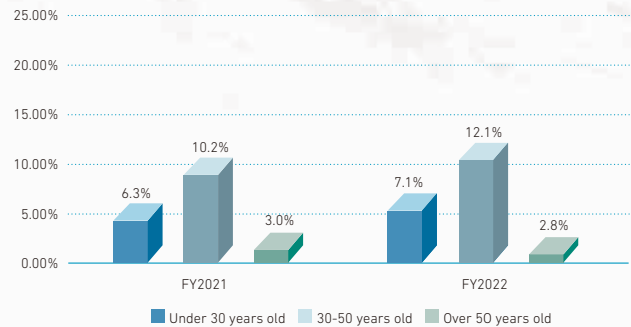
Hiring Rate by Age Group



Turnover Rate by Gender



Turnover Rate by Age Group



FOSTERING WORK-LIFE BALANCE

We continue to enhance technological capabilities to support flexible working style that is less dependent on specific times and locations, reduce the burden of travel for employees hence allow them to have more quality time with family and friends. We recognise the need to consider these matters from a medium to long-term perspective. To enable efficient teleworking, we developed our first ever mobile and web enabled workflow management system to allow our customers to request and monitor jobs electronically in the same platform. Internally, the system also allows us to accept, assign, deploy and monitor the progress of the jobs.

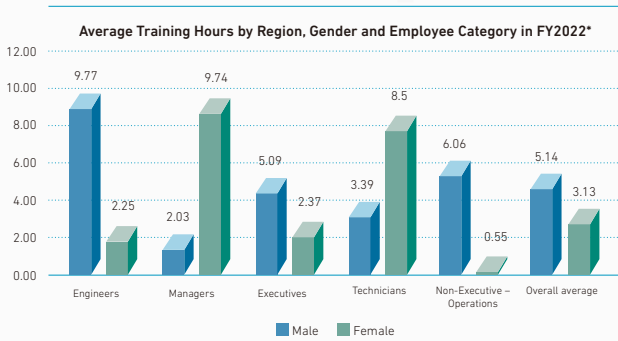
EMPLOYEE RIGHTS AND BENEFITS

We value and recognise our employees' contributions to our success. We constantly review our employment policies and remuneration packages to ensure that these remain competitive and are aligned with industry best practices. We provide a safe, healthy and positive work environment for our employees and are committed to respecting human rights in our operations.

SUSTAINABILITY REPORT

Training and Education GRI 404-1

Training and development programs are available to employees to upskill on a range of topics such as leadership and management, operational, technical competency and soft skills, etc. At the Company, we encourage continuous training for all employees to increase productivity and enhance understanding of all aspects of our business. To ensure our workers are adequately equipped with the required safety knowledge and skills to perform their jobs, we have in place a rigorous training programme for all employees. In FY2022, the average training hours per employee was 4.64 hours. Male employees attended an average of 5.14 training hours and female employees attended an average of 3.13 training hours. We plan to achieve an average of 5 training hours per employee in FY2023.



* The boundary of reporting for this indicator covers our Singapore operations.

Non-Discrimination GRI 406-1

We are committed to creating a diverse and inclusive workplace for all. We expect all employees and management to treat one another with respect and dignity, regardless of age, race, religion, nationality, gender identity or ability. We have zero tolerance for any form of discrimination or harassment on any basis. There were no incidents of discrimination reported in FY2022.

Occupational Health and Safety GRI 403-9

Workplace safety is a top priority for us. We take pride in ensuring that all our employees and contractors are competent and equipped to work safely. Three of our entities – Natural Cool Airconditioning & Engineering Pte Ltd, JAD Solutions Pte. Ltd. and Nam Fang Co Pte Ltd. are certified to ISO 45001: 2018 Occupational Health and Safety Management System. Natural Cool Airconditioning & Engineering Pte Ltd has also completed and attained bizSAFE Star, the highest level in the bizSAFE, a five-step programme offered by the Workplace Safety and Health ("WSH") Council that assists companies in building their WSH capacities and capabilities.

When performance on the ground does not match the expectations of our management or stakeholders, we commit to resolve the issue in an open and transparent way. We learn from past mistakes and strive to prevent similar incidents from repeating itself. As part of our skills-training programme, we consistently schedule workplace health and safety briefings to review our safety practices with workers. In the event of an incident or accident, it is to be reported to the supervisor or other designated person within the organisation. First aid and medical care is provided to the injured person(s) where necessary. The incident investigation team would then conduct an incident investigation to identify the root cause and work with the relevant persons to put in place corrective actions to prevent recurrence of this incident or accident. For near-miss incidents, these are reported to the head of department or supervisor who will assess the situation and decide on the further action that would need to be taken.

All workers are briefed and provided with necessary personal protective equipment ("PPE") for the work that they are doing. PPE issuance records are maintained to track PPE which needs to be regularly maintained or replaced. Risk assessments have been developed for the various work activities that our employees may be involved in, including work with toxic chemicals. All employees are required to familiarise themselves with the safety risks that they may be exposed to. Regular training is provided for employees on common safety hazards such as slip, trips and falls, while subcontractors and visitors are required to attend safety briefings prior to starting their work.

In FY2022, there were no workplace fatalities, or high-consequence work-related injuries. We had, however, a total of 5 recordable work-related injuries from our operations in Singapore resulting in a total of 84 lost days. Most of the injuries resulted in minor cuts or eye irritation. Our operation teams will work closely with the various subsidiaries to strengthen workers' safety awareness and education and improve communication with workers if there are any safety concerns.

SUSTAINABILITY REPORT

OUR COMMUNITY

Since the relaxing of Covid-19 restrictions in mid-2022, we have been resuming our in-person Corporate Social Responsibility activities. We work with various organisations to raise funds and help empower local communities. In FY2022, we have donated \$49,500 to support 10 community projects, contributing to social, health and education causes for charities and local communities.

As part of our community outreach programme and together with Ms Lau Lee Hua ("**Ms Lau**"), who is a volunteer with project Coast2Coast, we donated used computer appliances and storybooks. We also donated brand-new electrical appliances to a rural village in Sri Lanka and Ms Lau also visited the beneficiaries of the outreach programme.

During our lunar seventh month celebration, we also donated goodie bags to Cheng Hong Welfare Service Society.



SINGAPORE

We provided grocery vouchers for Thye Hua Kwan Family Service Centre – Bedok North, to assist 10 local families in covering their basic living needs.



SRI LANKA

Beneficiaries of our community outreach programme in Sri Lanka. Natural Cool sponsored 24 units of brand-new standing fans and a multicooker.

SUSTAINABILITY REPORT

GRI CONTENT INDEX

Statement of use

The Company has reported the information cited in this GRI content index for the period from 1 January 2022 to 31 December 2022 ("FY2022") with reference to the GRI Standards.

GRI 1 used

GRI 1: Foundation 2021

GRI STANDARD	DISCLOSURE	LOCATION
GRI 2: General Disclosures 2021	2-27	Compliance with laws and regulations • SR: Ethical Business (Pg. 24)
GRI 205: Anti-corruption 2016	205-3	Confirmed incidents of corruption and actions taken • SR: Ethical Business (Pg. 24)
GRI 205: Anti-competitive behavior 2016	206-1	Legal actions for anti-competitive behavior, anti-trust, and monopoly practices • SR: Ethical Business (Pg. 24)
GRI 302: Energy 2016	302-1	Energy consumption within the organization • SR: Care for the Environment (Pg. 25)
GRI 305: Emissions 2016	305-1	Direct (Scope 1) GHG emissions • SR: Care for the Environment (Pg. 25)
	305-2	Energy indirect (Scope 2) GHG emissions • SR: Care for the Environment (Pg. 25)
GRI 306: Waste 2020	306-3	Waste generated • SR: Care for the Environment (Pg. 26)
GRI 401: Employment 2016	401-1	New employee hires and turnover • SR: People and Society (Pg. 26)
GRI 403: Occupational Health and Safety 2018	403-9	Work-related injuries • SR: People and Society (Pg. 28)
GRI 404: Training and Education 2016	404-1	Average hours of training per year per employee • SR: People and Society (Pg. 28)
GRI 406: Non-discrimination 2016	406-1	Incidents of discrimination and corrective actions taken • SR: People and Society (Pg. 28)

OUR DISCLOSURES BASED ON TCFD RECOMMENDATIONS

Based on the requirements in the Listing Rule 711B(1) and Practice Note 7.6 Sustainability Reporting Guide, we have mapped our climate related disclosures based on TCFD Recommendations as shown in the table below.

TCFD RECOMMENDATIONS	COMMENTS	SR PAGE
Governance		
Describe the Board's oversight of climate-related risks and opportunities.	The Board oversees the Management and monitoring of the economic, environmental, social and governance ("EESG") factors of the Group, including climate-related disclosures, and take them into consideration in the determination of the Group's strategic direction and policies.	SR: Board Statement (Pg. 19)
Describe Management's role in assessing and managing climate-related risks and opportunities.	Our Sustainability Reporting Committee ("SR Committee") headed by the Group Chief Executive Officer ("CEO"), Group Chief Operating Officer ("COO") and supported by all senior management staff across different business units, guides our sustainability strategy as part of the Group's overall business strategy. The SR Committee is responsible for the Management and monitoring of our EESG factors, including working with the various business units to ensuring these are integrated in our day-to-day operations.	SR: Sustainability Governance (Pg. 20)
Strategy		
Describe the climate-related risks and opportunities the organisation has identified over the short, medium and long term.	The Company will undertake further analysis for climate-related risks and opportunities in FY2023.	
Describe the impact of climate-related risks and opportunities on the organisation's businesses, strategy and financial planning.	The Company will undertake further analysis for climate-related risks and opportunities in FY2023.	
Describe the resilience of the organisation's strategy, taking into consideration different climate-related scenarios, including a 2°C or lower scenario.	The Company will undertake further analysis for climate-related scenarios in FY2024.	
Risk Management		
Describe the organisation's processes for identifying and assessing climate-related risks.	The Company will undertake further analysis for climate-related risks and targets in FY2023.	
Describe the organisation's processes for managing climate-related risks.	The Company will undertake further analysis for climate-related risks and targets in FY2024.	
Describe how processes for identifying, assessing and managing climate-related risks are integrated into the organisation's overall risk management.	The Company will undertake further analysis for climate-related risks and targets in FY2024.	
Metrics and Targets		
Disclose the metrics used by the organisation to assess climate-related risks and opportunities in line with its strategy and risk management process.	As part of the Company annual Sustainability Reporting, we track metrics such as: - Scope 1 and 2 emissions - Energy use	SR: Care for the Environment (Pg. 25)
Disclose Scope 1, Scope 2 and, if appropriate, Scope 3 GHG emissions and the related risks.	Scope 1 and Scope 2 GHG emissions are disclosed in our Sustainability Reporting.	SR: Care for the Environment (Pg. 25)
Describe the targets used by the organisation to manage climate-related risks and opportunities and performance against targets.	The Company will undertake further analysis for climate-related risks and opportunities in FY2024.	

CORPORATE GOVERNANCE REPORT

BOARD MATTERS

The Board of Directors (the “**Board**”) of Natural Cool Holdings Limited (the “**Company**” and together with its subsidiaries, the “**Group**”) is committed to maintaining high standards of corporate governance. The Company’s corporate governance processes and systems ensure greater accountability, transparency and sustainability, in an effort to boost investor confidence and achieve long-term sustainable business performance.

This report outlines the Company’s corporate governance practices that were in place during the financial year ended 31 December 2022 (“**FY2022**”), with specific reference made to the principles and provisions of the Code of Corporate Governance 2018 (the “**Code 2018**”) issued on 6 August 2018.

The Board is pleased to confirm that the Company has generally adhered to the framework as outlined in the Code 2018 and deviations from any provision of the Code 2018 and/or the provision are explained in this report.

Principle 1: The Board’s Conduct of Affairs

The company is headed by an effective Board which is collectively responsible and works with Management for the long-term success of the company.

Provision 1.1: Directors are fiduciaries who act objectively in the best interests of the company and hold Management accountable for performance. The Board puts in place a code of conduct and ethics, sets appropriate tone-from-the-top and desired organisational culture, and ensures proper accountability within the company. Directors facing conflicts of interest recuse themselves from discussions and decisions involving the issues of conflict.

In FY2022, and as at the date of this Annual Report, the Board comprises six (6) Directors, four (4) of whom are independent. The Board is entrusted to lead and oversee the Company, with the fundamental principle to act in the best interests of the Company. The Board is accountable to shareholders for providing leadership and supervision to the Management while management is accountable to the Board for the performance of the Group in order to protect and enhance long-term value and return for its shareholders. The Board also sets the appropriate tone from the top for the Group in respect of values, ethical business practices and organisational cultures.

The primary functions of the Board, apart from its statutory duties, include:

- (a) protect and enhance long-term shareholder value;
- (b) review Management’s performance;
- (c) identify key stakeholder groups and recognise that their perceptions affect the Company’s reputation;
- (d) set the Company’s values and standards and ensure that obligations to shareholders and other stakeholders are understood and met;
- (e) develops the overall strategy for the Group and supervises its Management; and
- (f) providing leadership, developing its strategic direction, establishing risk policy and goals for the Management as well as monitoring the achievement of these goals.

The Board and Management are committed to conducting business with integrity and business ethics, in compliance with all applicable laws and regulatory requirements. The Company has established corporate policies to provide a communicable and understandable framework for employees to observe the Company’s principles on honesty, integrity, responsibility and accountability at all levels of the Group.

The Board has the appropriate core competencies and diversity of experience to enable them to contribute effectively. They are able to objectively raise issues and seek clarification as and when necessary, from the Board and the Management on matters pertaining to their area of responsibilities and actively help the Management in the development of strategic proposals and oversee the effective implementation by Management to achieve the objectives set. All Directors are expected to exercise due diligence and independent judgement in dealing with the business affairs of the Group and are obliged to act in good faith and to take objective decisions in the interest of the Group.

CORPORATE GOVERNANCE REPORT

The Board adopted a Code of Conduct for the Group which establishes the fundamental principles of professional and ethical conduct expected of the Group in the performance of their duties. It includes guidelines on matters relating to conflicts of interest. Every Director is required to promptly disclose any conflict of interest, whether direct or indirect, in relation to a transaction or proposed transaction with the Group as soon as is practicable after the relevant facts have come to his/her knowledge. On an annual basis, every director is also required to submit details of his/her associates for the purpose of monitoring interested persons transactions. When an actual, potential or perceived conflict of interest arises in relation to any matters, the concerned employee/Director should immediately declare his/her interest when the conflict-related matter is discussed, unless the Board is of opinion that his/her presence and participation is necessary to enhance the efficacy of such discussion. Nonetheless, the concerned employee/Director must recuse himself or herself from discussions and decisions involving the matter and abstain from voting on resolutions regarding the matter.

As at the date of this Annual Report, the Board comprises the following members:

Name of Director		Designation
1.	Goh Teck Sia ⁽¹⁾ ("Mr Goh")	Independent Non-Executive Chairman
2.	Tsng Joo Peng ("Mr Tsng")	Executive Director and Group Chief Executive Officer
3.	Choy Bing Choong ("Mr Choy")	Executive Director and Group Chief Operating Officer
4.	Lau Lee Hua ("Ms Lau")	Independent Non-Executive Director
5.	Tan Siew Bin Ronnie ("Mr Tan")	Independent Non-Executive Director
6.	Tran Phuoc (Lucas Tran) ⁽²⁾ ("Mr Tran")	Independent Non-Executive Director

Note:-

(1) Mr Goh will retire as an Independent Non-Executive Director at the conclusion of the AGM to be held on 27 April 2023, and will also cease to be the Chairman of the Board and RC and member of ARC and NC.

(2) Mr Tran was appointed as Independent Non-Executive Director of the Company with effect from 11 November 2022.

Provision 1.2: Directors understand the company's business as well as their directorship duties (including their roles as executive, non-executive and independent directors). Directors are provided with opportunities to develop and maintain their skills and knowledge at the company's expense. The induction, training and development provided to new and existing directors are disclosed in the company's annual report.

Directors understand the Company's business as well as their directorship duties and have appropriate experience and expertise to manage the Group's business.

All newly appointed Directors will undergo an orientation programme where the Director would be briefed on the Group's structure, business and governance policies as well as the expected duties of a Director of a listed company. To get a better understanding of the Group's business, the Director will also be given the opportunity to visit the Group's operational facilities and meet with key management personnel.

For a first-time director who has no prior experience as a director of a listed company, in addition to the induction as detailed above, he or she will be required to also attend certain specific modules of the Listed Entity Director ("**LED**") Programme conducted by the Singapore Institute of Directors ("**SID**") in order to acquire relevant knowledge of what is expected of a listed company director, this being a mandatory requirement under the Catalist Rules of the SGX-ST ("**the Mandatory Training**"). Completion of the LED Programme, which focuses on comprehensive training of company directors on compliance, regulatory and corporate governance matters, should provide the first-time director with a broad understanding of the roles and responsibilities of a director of a listed company under the requirements of the Companies Act 1967, the Catalist Rules of the SGX-ST and the Code 2018. A first-time director does not need to attend the Mandatory Training if the Nominating Committee, in assessing the relevant experience of the director, is satisfied that he/she possesses relevant experience comparable to that of a person who has served as a director of an issuer listed on SGX-ST. Where such an assessment is made by the Nominating Committee, the reasons are disclosed in the announcement made on the appointment of the director.

CORPORATE GOVERNANCE REPORT

Every newly-appointed Director will be furnished a formal letter setting out the roles, duties, obligations and responsibilities as a member of the Board. A copy of the respective terms of reference will also be provided to Directors who are appointed to the Board Committees. Pursuant to Rule 406(3)(a) of the Catalist Rules, the Company will arrange prescribed trainings for newly appointed Director who has no prior experience as a director of a listed company in Singapore.

The Company observed the aforesaid practices when Mr Tran joined the Board as an Independent Non-Executive Director in November 2022. During his twenty plus years career with KPMG Singapore, Mr Tran was the audit engagement partner for numerous listed companies. He was involved in capital raising exercises as reporting accountants, participated in audit committee and board meetings on continuing compliance obligations of listed companies, as well as governance and risk management projects. As a result, Mr Tran understands the roles and responsibilities, and the practical aspect of a director of listed companies. Furthermore, over the last two years, Mr Tran has been appointed as director of non-listed companies in the capacity of Audit and Risk Committee Chair.

Nonetheless, Mr Tran has completed the Mandatory Training Modules of Listed Entity Director conducted by SID.

The Board as a whole is updated regularly on pertinent business developments in the business, including the key changes in the relevant regulatory requirements and financial reporting standards, risk management, corporate governance and industry specific knowledge so as to enable them to properly discharge their duties as Board or Board Committee members. Our Independent Directors are also engaged full-time in their respective profession, keeping them updated in their fields of knowledge.

Briefings, updates and trainings for the Directors in FY2022 and up to the date of Annual Report includes:

- the external auditors had briefed the Audit and Risk Committee ("**ARC**") on new and amendments to the financial reporting standards during ARC meetings;
- the company secretary had briefed the Board on updates on relevant regulations issued by the SGX-ST and the Accounting and Corporate Regulatory Authority ("**ACRA**");
- the Group Chief Executive Officer ("**CEO**") updated the Board at each board meeting on business and strategic developments of the Group;
- SIAS Corporate Governance Week 2022 conducted by Securities Investors Association (Singapore);
- Audit Committee Seminar 2022 conducted by ACRA, Singapore Exchange ("**SGX**") and SID;
- Foundations in Corporate Sustainability course organised by Global Compact Network Singapore;
- Post Graduate Diploma, Strategic Human Capital Management (Organizational Development & Psychology) conducted by Singapore Human Resources Institute ("**SHRI**") Academy – October 2021 to May 2022;
- Maximising the Value of Internal Audit conducted by SID;
- Environmental, Social and Governance Essential (Core) conducted by SID;
- Listed Entity Director Essentials conducted by SID.

During FY2022, the Board has received appropriate trainings to discharge their duties. All Directors are encouraged to constantly keep abreast of the developments in regulatory, legal and accounting frameworks that are of relevance to the Group through the extension of opportunities for participation in the relevant training courses, seminars, and workshops. In order to keep pace with such regulatory changes, the changes to regulations and accounting standards are monitored closely by the Management and the Company is responsible for arranging and funding the trainings of Directors.

Pursuant to Rule 720(6) of the Catalist Rules of the SGX-ST, all Directors had undergone the required training on sustainability matters as prescribed by the SGX-ST during the course of FY2022.

CORPORATE GOVERNANCE REPORT

Provision 1.3: The Board decides on matters that require its approval and clearly communicates this to Management in writing. Matters requiring board approval are disclosed in the company's annual report.

The Board exercises due diligence and independent judgement in dealing with the business affairs of the Group and are obliged to act in good faith and to make objective decisions in the interests of the Group.

Management is fully apprised in writing of such matters which require the approval of the Board or the Committees. Specifically, matters that require the Board's approval include, amongst others, the following:

- approval of the Group's strategic objectives;
- approval of the annual operating and capital expenditure budgets and any material changes to it;
- changes relating to the Group's capital structure including reduction of capital, share issuance and share buybacks;
- major changes to the Group's corporate structure, including but not limited to acquisitions and disposals;
- changes to the Group's Management and control structure;
- approval of the half-yearly/full-year's results announcements; annual reports and accounts, including the corporate governance report;
- approval of the dividend policy, declaration of the interim dividend and recommendation of the final dividend;
- approval of any significant changes in accounting policies or practices;
- approval of major capital projects;
- contracts regarding acquisitions or disposals of fixed assets (including intangible assets such as intellectual property) and substantial bank borrowings;
- approval of resolutions and corresponding documentation to be put forward to shareholders at a general meeting including approval of all circulars and prospectuses;
- approval of press releases concerning matters decided by the Board;
- approval of policies, including code of conduct, share dealing code, whistle-blowing policy, environment and sustainability policy, and corporate social responsibility policy; and
- any decision likely to have a material impact on the Group from any perspective, including, but not limited to, financial, operational, strategic or reputational.

Provision 1.4: Board committees, including Executive Committees (if any), are formed with clear written terms of reference setting out their compositions, authorities and duties, including reporting back to the Board. The names of the committee members, the terms of reference, any delegation of the Board's authority to make decisions, and a summary of each committee's activities, are disclosed in the company's annual report.

Board Committees, namely the Audit and Risk Committee (the "ARC"), the Remuneration Committee (the "RC") and the Nominating Committee (the "NC") have been established to assist the Board. Each Board Committee has its own term of reference setting out the composition, authorities, and duties, which are approved by the Board. All Board Committees are chaired by an Independent Director. While these Board Committees are delegated with certain responsibilities, the responsibilities for decisions relating to matters under the purview of the Board Committees, ultimately lie with the entire Board. All the Board Committees are actively engaged and play an important role in ensuring good corporate governance in the Company and within the Group. The minutes of all Board Committees meetings, which provide a fair and accurate record of the discussion and key deliberations and decisions taken during the meetings, are circulated to the Board and Board Committees. The terms of reference of the respective Board Committees, as well as other relevant information on the Board Committees, can be found in the subsequent sections of this Annual Report.

CORPORATE GOVERNANCE REPORT

As at the date of this Annual Report, the compositions of the Board Committees are as follows:

	ARC ⁽¹⁾	NC ⁽²⁾	RC ⁽³⁾
Chairman	Lau Lee Hua	Tan Siew Bin Ronnie	Goh Teck Sia ⁽⁴⁾
Member	Goh Teck Sia ⁽⁴⁾	Goh Teck Sia ⁽⁴⁾	Lau Lee Hua
Member	Tan Siew Bin Ronnie	Lau Lee Hua	Tan Siew Bin Ronnie
Member	Tran Phuoc (Lucas Tran) ⁽⁵⁾	Tran Phuoc (Lucas Tran) ⁽⁵⁾	Tran Phuoc (Lucas Tran) ⁽⁵⁾

Notes

- (1) The ARC comprises 4 members, all of whom, including the Chairman, are independent.
- (2) The NC comprises 4 members, all of whom, including the Chairman, are independent.
- (3) The RC comprises 4 members, all of whom, including the Chairman, are independent.
- (4) Mr Goh will retire as an Independent Non-Executive Director at the conclusion of the AGM to be held on 27 April 2023, and will also cease to be the Chairman of the Board and RC and member of ARC and NC. The re-composition of the Board Committee will be announced at a later stage.
- (5) Mr Tran was appointed as member of the ARC, NC and RC following his appointment as Independent Non-Executive Director on 11 November 2022.

Provision 1.5: Directors attend and actively participate in Board and board committee meetings. The number of such meetings and each individual director's attendances at such meetings are disclosed in the company's annual report. Directors with multiple board representations ensure that sufficient time and attention are given to the affairs of each company.

The Board meets on a half-yearly basis and as and when circumstances require. Directors with multiple Board representations ensure that sufficient time and attention are given to the affairs of each Company. Information and assessment on Directors who have multiple Board representations and other principal commitments can be found under Principal 4 of this Annual Report. The number of the Board and Board Committee meetings held and the attendance of each new Board member in FY2022 are as follows:

	Board	ARC	NC	RC
Number of Meetings Held	2	2	3	2
Name of Director	Number of Meetings Attended			
Goh Teck Sia ⁽¹⁾	2	2	3	2
Tsng Joo Peng	2	2*	1*	1*
Choy Bing Choong	2	2*	1*	1*
Lau Lee Hua	2	2	3	2
Tan Siew Bin Ronnie	2	2	2	1
Tran Phuoc (Lucas Tran) ⁽²⁾	–	–	–	–

Notes:-

- * By Invitation
- (1) Mr Goh will retire as an Independent Non-Executive Director at the conclusion of the AGM to be held on 27 April 2023, and will also cease to be the Chairman of the Board and RC and members of ARC and NC.
- (2) Mr Tran was appointed as Independent Non-Executive Director on 11 November 2022.

The Company's Constitution allows for meetings to be held through audio visual communication equipment. When a physical meeting is not possible, timely communication with members of the Board can be achieved through electronic means whereby all persons participating in the meetings are able to communicate as a Group, and such meeting shall be deemed to take place where the majority of Directors present is assembled. The Board and Board Committees may also make decisions by way of passing resolutions in writing in accordance with the Company's Constitution.

CORPORATE GOVERNANCE REPORT

If a Director is unable to attend a Board or Board Committee meeting, he/she will still receive all the papers and materials for discussion at that meeting. He/she will review them and advise the Chairman of the Board or the Board Committee of his/her views and comments on the matters to be discussed so that they can be conveyed to other members at the meeting.

Provision 1.6: Management provides directors with complete, adequate and timely information prior to meetings and on an on-going basis to enable them to make informed decisions and discharge their duties and responsibilities.

It is the aim of the Board to provide shareholders with a balanced and understandable assessment of the Company's performance, position and prospects.

The Management supports the Board and Board Committees by providing complete and adequate information of the Group, including but not limited to operational and financial performance of the Group, which aids the Directors in identifying challenges and opportunities for the Group.

The Management recognises the importance of circulating information on a timely basis to ensure that the Board and Board Committees have adequate time to review the meeting materials to facilitate constructive and effective discussions during the scheduled meetings.

The Management further endeavours to circulate information for the Board and/or Board Committee meetings at least five days prior to these meetings to allow sufficient time for the Directors' review. However, sensitive matters may be tabled at the meeting itself or discussed without any paper being distributed. Employees, who can provide additional insight into matters to be discussed, are also invited to be present during the relevant discussions. From time to time, the Board requests for additional information to be reported in the Board papers in response to new regulations or to assist them in decision making.

Key management personnel will also provide any additional material(s) or information that are requested by Directors or that is necessary to enable the Board and/or Board Committees to make a balanced and informed assessment of the Group's performance, position and prospects.

The types of information which are provided by Management to the Directors are set out in the table below:

	Information	Frequency
1.	Board papers (with background or explanatory information relating to the matters brought before the Board, where necessary)	Half-yearly
2.	Updates to the Group's operations and the markets in which the Group operates in	Half-yearly
3.	Management accounts (with financial ratios analysis)	Half-yearly
4.	Reports on on-going or planned corporate actions	Ad-hoc
5.	Enterprise risk framework and assessment	Yearly
6.	Financial results announcements	Half-yearly
7.	Shareholding statistics	Yearly

Provision 1.7: Directors have separate and independent access to Management, the company secretary, and external advisers (where necessary) at the company's expense. The appointment and removal of the company secretary is a decision of the Board as a whole.

The Board has separate and independent access to the Management team, the company secretary, and external advisers (where necessary) at all times through email, telephone and face-to-face meetings.

The Group practices open communication where the Board and Board Committees have access to independent professional advice as and when required, at the expense of the Company.

CORPORATE GOVERNANCE REPORT

The key roles of the company secretary are as follows:

- assist the Chairman and the Chairman of each Board Committee in the development of the agendas for the various Board and Board Committee meetings;
- administers and attends all Board and Board Committee meetings of the Company and prepares minutes of meetings;
- ensuring that Board procedures are observed and that relevant rules and regulations, including requirements of the Company's Constitution, Singapore Companies Act 1967, Securities and Futures Act 2001 of Singapore and the SGX-ST Listing Manual Section B: Rules of Catalist of Singapore (the "**Catalist Rules**") are complied with; and
- advising the Board on all governance matters as well as facilitating orientation and assisting with professional developments as directed by the Chairman.

The appointment and removal of the company secretary is subject to the approval of the Board.

Principle 2: Board Composition and Guidance

The Board has an appropriate level of independence and diversity of thought and background in its composition to enable it to make decisions in the best interests of the Company.

Provision 2.1: An "independent" director is one who is independent in conduct, character and judgement, and has no relationship with the company, its related corporations, its substantial shareholders or its officers that could interfere, or be reasonably perceived to interfere, with the exercise of the director's independent business judgement in the best interests of the company.

As at the date of this Annual Report, the Company is in compliance with Provision 2.1 of the Code 2018.

The Board comprises six (6) members, out of which two (2) are Executive Directors and four (4) are Independent Non-Executive Directors.

The Chairman of the Board is an Independent Director and not part of the Management team. The Chairman and Group CEO are also not immediate family members.

The Board assesses the independence of each Director in accordance with the guidance provided in the Code 2018 as well as Rule 406(3)(d) of the Catalist Rules. An Independent Director is one who is independent in conduct, character and judgement and has no relationship with the Company, its related corporations, its substantial shareholders or its officers that could interfere, or be reasonably perceived to interfere, with the exercise of his/her independent business judgement in the best interests of the Company. The two-tier vote was removed on 11 January 2023. As transition, Independent Non-Executive Directors whose tenure exceeds the nine-year limit can continue to serve as Independent Non-Executive Directors until the Company's AGM held for the financial year ending on or after 31 December 2023. As the above Catalist Rules do not apply to any of the Independent Non-Executive Directors holding office during the financial year, they are considered independent under the Catalist Rules.

On an annual basis, each Independent Director is required to complete a "Confirmation of Independence" form to confirm his/her independence. The said form was drawn up based on the definitions and provisions set forth in the Code 2018. The Directors are required to disclose to the Board any such relationship as and when it arises, and the Board will deliberate and state the reasons if it determines that such a director is independent notwithstanding the existence of a relationship or circumstances which may appear relevant to the Board's determination.

The NC also examined the different relationships identified by the Code 2018 that might impair each Independent Director's independence and objectivity, and concluded that all the Independent Directors are able to exercise independent business judgement in the best interests of the Company and its shareholders.

The Independent Directors have confirmed their independence in accordance with the Code 2018 and Rule 406(3)(d) of the Catalist Rules and noted that none of the Independent Directors has any relationship with the Company, its related corporations, substantial shareholders or officers, which could interfere or be perceived to interfere with the Director's independent judgement.

There is currently no Independent Director who has served on the Board for more than nine years.

CORPORATE GOVERNANCE REPORT

Provisions 2.2 and 2.3: Independent Directors make up a majority of the Board where the Chairman is not Independent and Non-Executive Directors make up a majority of the Board.

Provisions 2.2 and 2.3 of the Code 2018 are met as majority of the Board members are Non-Executive Independent Directors.

The Chairman of the Board is an Independent Director and all Non-Executive Directors are independent.

The Board believes there is a strong element of independence and that no individual or small group of individuals dominates the Board's decision making. The Board exercises independent judgement on corporate affairs and provides Management with a diverse, professional and objective perspective on issues.

Non-Executive Directors, whom currently are all independent, constructively challenge and help develop the Group's proposals on business strategies. Management's process in implementing the agreed business strategies are monitored by the Non-Executive Directors through regular updates by the Management via emails as well as at the Board and Board Committee meetings.

Provision 2.4: The Board and board committees are of an appropriate size, and comprise directors who as a group provide the appropriate balance and mix of skills, knowledge, experience, and other aspects of diversity such as gender and age, so as to avoid groupthink and foster constructive debate. The board diversity policy and progress made towards implementing the board diversity policy, including objectives, are disclosed in the company's annual report.

The Board is of the opinion that it would be most effective to draw on the wealth of experience from the longer serving Directors while concurrently taking progressive steps to review and consider opportunities to refresh the Board as and when deemed required.

The Board would conduct regular reviews on its existing Board members' competencies, which includes considering factors such as the expertise, skills and experience, so as to ensure that the Board dynamics remain optimal to meet ongoing challenges in the industry and in key countries such as Singapore and Malaysia which the Group operates in.

The Board's policy in identifying Director nominations, is primarily to have an appropriate mix of members with complementary skills, gender, core competencies and experience for the Group.

The following table shows the diversity of skills, experience and knowledge possessed by the current Board members:

Core Competencies

	Number of Directors	Proportion of Board %
Accounting or finance	3	50
Business management	5	83
Legal or corporate governance	5	83
Relevant industry knowledge or experience	2	33
Strategic planning experience	6	100
Customer based experience or knowledge	2	33

The Board has taken the following steps to maintain or enhance its balance and diversity:

- annual review by the NC to assess if the existing attributes and core competencies of the Board are complementary and to enhance the efficacy of the Board; and
- annual evaluation of the skill sets of each Director, with a view to understand the type of expertise which is lacking in the Board.

CORPORATE GOVERNANCE REPORT

The NC will consider the results of these reviews in its recommendation for the appointment of new Directors, re-election and/or the re-appointment of incumbent Directors.

The key information of the Directors, including academic and professional qualifications, appointment dates and present directorships, are set out on pages 13 to 15 of this Annual Report.

Under the Board Diversity Policy, the NC is responsible for reviewing and assessing the composition of the Board and making recommendations to the Board on the appointment of new Directors. To achieve an optimum balanced composition of the Board, the NC will consider candidates based on merit, board diversity (in terms of gender, age and ethnicity), and the nature and scope of the Company's operation and business requirements.

The current Board composition reflects the Company's commitment to Board diversity, especially in terms of female representation (17%) (or 20%, subsequent to the retirement of Mr Goh at the conclusion of the forthcoming AGM), diverse age range (55 to 75 years old). The NC will continue to review the Board Diversity Policy to ensure its effectiveness and will recommend appropriate revisions to the Board for consideration and approval.

The Company prioritizes diversity in experience, encompassing professional, industry, cultural, and social backgrounds. In considering the composition of the Board, the Company will ensure that a minimum of two (2) directors including the ARC Chairman, have recent and relevant accounting or related financial management expertise or experience. These numbers have been determined, after taking into consideration various aspects of the Company, including the size of the Company, the scope and complexity of the Group's operations, as well as the forthcoming needs of the Company. Accordingly, the Board has assessed the composition of the Directors and determined that Ms Lau, Mr Tran and Mr Choy has each possessed recent and relevant accounting or related financial management expertise or experience.

The NC and the Board are of the view that the aims and targets of the Company towards achieving Board diversity have currently been met and sufficiently addressed, after taking into consideration the aforementioned, and having considered the existing needs, direction and overall strategy of the Company. The NC and the Board recognises that Board diversity matters are an ongoing process, and the Company will continuously monitor its diversity initiatives to ensure that it maintains its commitment to promote Board diversity.

The NC and the Board are cognizant of the guidance provided in Provision 2.4 and Practice Guidance 2 of the Code 2018 and believe that the practices implemented by the Company align with the principles outlined in Principle 2 of the Code 2018.

Any updates or progress made towards implementing the Board Diversity Policy will be disclosed in the Corporate Governance Report, as appropriate.

Provision 2.5: Non-executive directors and/or independent directors, led by the independent Chairman or other independent director as appropriate, meet regularly without the presence of Management. The chairman of such meetings provides feedback to the Board and/or Chairman as appropriate.

Whilst all the Directors share an equal responsibility for the Company's operations, the role of the Independent Directors is crucial in helping to develop proposals on the Company's strategies and to ensure that the strategies proposed by the Management are constructively challenged, fully discussed and rigorously examined. The Independent Directors are also responsible for reviewing the performance of the Management, the agreed goals and objectives and monitoring the reporting of performance. The Independent Directors have met up informally at least once in the absence of other Directors and the Management in FY2022. The Independent Directors discuss matters of significance and will provide feedback to the Board and Chairman after such meetings as appropriate.

Principle 3: Chairman and CEO

There is a clear division of responsibilities between the leadership of the Board and Management, and no one individual has unfettered powers of decision making.

Provision 3.1: The Chairman and the Chief Executive Officer ("CEO") are separate persons to ensure an appropriate balance of power, increased accountability, and greater capacity of the Board for independent decision making.

CORPORATE GOVERNANCE REPORT

Provision 3.2: The Board establishes and sets out in writing the division of responsibilities between the Chairman and the CEO.

The roles of the Independent Non-Executive Chairman and Group CEO are separate to ensure an appropriate balance of power, increased accountability, and greater capacity of the Board for independent decision making. As Independent Non-Executive Chairman of the Board, Mr Goh bears responsibility for the function of the Board. Mr Tsng, as Group CEO, bears the responsibilities for running the daily operations of the Group's business. There is no familial relationship between the Independent Non-Executive Chairman, Mr Goh, and the Group CEO, Mr Tsng.

Mr Choy works with the Group CEO, Mr Tsng to oversee financial, administrative, human resource, investor relations, regulatory, compliance and investment functions and is responsible for the execution of the Group's business strategies and plans.

The Independent Non-Executive Chairman, leads the Board to ensure effectiveness on all aspects of its role. With assistance from the company secretary who co-ordinates with Management and the Group CEO, the Independent Non-Executive Chairman sets the meeting agenda and ensures that the Directors are provided with complete, adequate and timely information. Board papers are sent to the Directors at least five days in advance in order for Directors to be adequately prepared for the meetings. The Independent Non-Executive Chairman ensures effective communication with shareholders and encourages constructive relations within the Board and between the Board and Management by promoting a culture of transparency and openness. Key personnel who can provide additional insight into matters to be discussed at the Board and/or Board Committee meetings are invited to carry out presentations or attend the Board and/or Board Committee meetings at the relevant time. The Independent Non-Executive Chairman also facilitates the effective contribution of Non-Executive Directors and promotes high standards of corporate governance within the Group.

The Group CEO works with the Board to determine the strategy for the Group and is responsible for the Group's business performance. The Group CEO also works with the Management of the Group to ensure that the Group operates in accordance with its strategic and operational objectives. His performance and appointment to the Board is reviewed periodically by the NC and his remuneration is reviewed periodically by the RC. As the ARC, NC and RC consist of all Independent Directors, the Board believes that there is sufficient strong independent element on the Board and adequate safeguards are in place to check against an uneven concentration of power and authority in a single individual.

Provision 3.3: The Board has a lead independent director to provide leadership in situations where the Chairman is conflicted, and especially when the Chairman is not independent. The lead independent director is available to shareholders where they have concerns and for which contact through the normal channels of communication with the Chairman or Management are inappropriate or inadequate.

Mr Goh is an Independent Non-Executive Director who is also the Chairman of the Board. Hence, the Board is of the view that there is no need to appoint a Lead Independent Director for the time being. Noting that Mr Goh will be retiring at the conclusion of the AGM, the Board will take cognizant of this provision for purpose of recomposition of the Board and Board Committees following the conclusion of the Company's AGM and upon confirmation with NC.

Principle 4: Board Membership**The Board has a formal and transparent process for the appointment and re-appointment of directors, taking into account the need for progressive renewal of the Board.****Provision 4.1: The Board establishes a Nominating Committee to make recommendations to the Board on relevant matters relating to:**

- (a) the review of succession plans for directors, in particular the appointment and/or replacement of the Chairman, the CEO and key management personnel;
- (b) the process and criteria for evaluation of the performance of the Board, its board committees and directors;
- (c) the review of training and professional development programmes for the Board and its directors; and
- (d) the appointment and re-appointment of directors (including alternate directors, if any).

CORPORATE GOVERNANCE REPORT

Provision 4.2: The NC comprises at least three directors, the majority of whom, including the NC Chairman, are independent. The lead independent director, if any, is a member of the NC.

The NC comprises four (4) Independent Directors (including the Chairman of the Board), namely Mr Tan, Ms Lau, Mr Goh, and Mr Tran. The Chairman of the NC is Mr Tan. Excluding Mr Goh who will be retired on 27 April 2023, the NC comprises three (3) members.

The responsibilities of the NC include making recommendations to the Board on succession planning; the process and criteria for evaluation of the performance of the Board, its Board Committees and Directors; training and professional development programmes for the Board and its Directors; and all appointments, re-election and/or re-appointments of Directors.

The NC is guided by key terms of reference as follows:

- (a) evaluate and review nominations for appointment and re-appointment to the Board and the various Board Committees;
- (b) nominate Director(s) for re-election at the AGM, having regard to the Directors' contribution and performance, taking into consideration the composition of the Board and progressive renewal of the Board, how the Director fits into the overall competency matrix of the Board, as well as the Directors' contribution and performance at Board and/or Board Committee meetings, including attendance, preparedness and participation at the Board and/or Board Committee meetings;
- (c) determine annually whether or not a Director is independent as set out in the Code 2018;
- (d) recommend to the Board the process of evaluating the performance of the Board, the Board Committees and individual Directors and propose objective performance criteria to assess the effectiveness of the Board as a whole and the contribution of each Director and annual assessment of the effectiveness of the Board;
- (e) decide whether a Director who has multiple board representations is able to and has been adequately carrying out his/her duties as a Director of the Company;
- (f) review and make recommendations to the Board on relevant matters relating to the succession plans of the Board (in particular, the Non-Executive Chairman/Group CEO) and senior management personnel;
- (g) review of training and professional development programmes for the Board;
- (h) implement and monitor the Board Diversity Policy and review and make recommendations to the Board on the diversity of skills, gender, core competencies, experiences, size and composition of the Board.

Provision 4.3: The company discloses the process for the selection, appointment and re-appointment of directors to the Board, including the criteria used to identify and evaluate potential new directors and channels used in searching for appropriate candidates in the company's annual report.

The Board assesses and evaluates whether new and/or retiring Directors to be re-appointed are properly qualified for appointment by virtue of their skills, experience, and contributions, in line with the following process:

Process for the Selection and Appointment of New Directors		
1.	Determination of selection criteria	The NC, in consultation with the Board, would identify the current needs of the Board in terms of skills, experience and knowledge to complement and strengthen the Board.
2.	Search for suitable candidates	The NC would consider candidates proposed by the Directors, key management personnel or substantial shareholders, and may engage external search consultants where necessary.

CORPORATE GOVERNANCE REPORT

3.	Assessment of shortlisted candidates	The NC would meet and interview the shortlisted candidates to assess their suitability.
4.	Appointment of Director	The NC would recommend the selected candidate to the Board for consideration and approval.
Process for the Re-electing Incumbent Directors		
1.	Assessment of Director	The NC reviews and ensures that the Director to be re-nominated or re-appointed is able to contribute to the on-going effectiveness of the Board, has the ability to exercise sound business judgement, and has demonstrated leadership experience, high levels of professional skills and appropriate personal qualities.
2.	Re-appointment of Director	Subject to the NC's satisfactory assessment, the NC would recommend the proposed re-appointment of the Director to the Board for its consideration and approval. Each NC member shall abstain from voting on any resolutions in respect of his/her re-nomination and re-election. The Directors to be re-elected and re-appointed at the forthcoming AGM has been listed hereunder.

Pursuant to Regulation 90 of the Company's Constitution, at least one-third of the Directors for the time being (or if their number is not a multiple of three, the number nearest to one-third) with a minimum of one, shall retire from office by rotation at each AGM of the Company and all Directors shall retire from office once every three years.

The Regulation 89 of the Company's Constitution further provides that, the Company may by Ordinary Resolution appoint any person to be a director either to fill a casual vacancy or as an additional Director. Without prejudice thereto the Director shall have power at any time to do so, but so that the total number of Directors shall not hereby exceed the maximum number (if any) fixed by or in accordance with these Regulations. Any person so appointed by the Directors shall hold office only until the next AGM and shall then be eligible for re-election, but shall not be taken into account in determining the number of Directors who are to retire by rotation as such meeting.

The Company's Constitution further states that a retiring Director shall be eligible for re-election at the AGM of the Company.

The NC has reviewed and considered the Director's integrity, independence, character, contribution and performance (such as attendance, participation, preparedness and condour) and any other factors determined by the NC. The NC has recommended the re-nomination and re-election of Ms Lau and Mr Tsng who will be retiring as Directors at the forthcoming AGM pursuant to Regulations 90 of the Company's Constitution, as well as recommended the renomination and re-election of Mr Tran who will be retiring as Director at the forthcoming AGM pursuant to Regulation 89 of the Company's Constitution.

The three Directors have also offered themselves for re-election and the Board has accepted the recommendation of the NC.

Ms Lau will upon re-election as a Director of the Company, remain as an Independent Director, Chairman of ARC, and a member of NC and RC. The Board considers Ms Lau to be independent in accordance with Provision 2.1 of the Code 2018 as well as for the purposes of Rule 704(7) of the Catalist Rules.

Mr Tsng will upon re-election as a Director of the Company, remain as an Executive Director and Group CEO.

Mr Tran will upon re-election as a Director of the Company, remain as an Independent Director, and member of the ARC, NC and RC. The Board considers Mr Tran to be independent in accordance with Provision 2.1 of the Code 2018 as well as for the purposes of Rule 704(7) of the Catalist Rules.

The information as required under Rule 720(5) of the Catalist Rules relating to Ms Lau, Mr Tsng and Mr Tran who will be retiring at the forthcoming AGM have been listed under pages 60 to 66 of this Annual Report.

CORPORATE GOVERNANCE REPORT

Alternate Directors will be appointed as and when the Board deems necessary. Circumstances which warrant such appointments may include health, age-related concerns as well as Management's succession plans.

As of the date of this Annual Report, the Company does not have any alternate Directors.

Provision 4.4: The NC determines annually, and as and when circumstances require, if a director is independent, having regard to the circumstances set forth in Provision 2.1. Directors disclose their relationships with the company, its related corporations, its substantial shareholders or its officers, if any, which may affect their independence, to the Board. If the Board, having taken into account the views of the NC, determines that such directors are independent notwithstanding the existence of such relationships, the company discloses the relationships and its reasons in its annual report.

As described under Principle 2 of this Annual Report, the Company has put in place a process to ensure the continuous monitoring of the independence of the Directors. Each Independent Director is required annually to complete a checklist to confirm his independence. Further, an Independent Director shall immediately disclose to the NC any relationships or circumstances that could interfere, or be reasonably perceived to interfere, with the exercise of his or her independent business judgement in the best interests of the Company. The NC is of the view that the Independent Directors are independent. As at the date of this Annual Report, there is no relationship or circumstance set forth in Provision 2.1 of the Code 2018 and Rule 406(3)(d) of the Catalist Rules which put the independence of the Independent Directors in question.

Provision 4.5: The NC ensures that new directors are aware of their duties and obligations. The NC also decides if a director is able to and has been adequately carrying out his or her duties as a director of the company. The company discloses in its annual report the listed company directorships and principal commitments of each director, and where a director holds a significant number of such directorships and commitments, it provides the NC's and Board's reasoned assessment of the ability of the director to diligently discharge his or her duties.

The NC ensure that new Directors are aware of their duties and obligations. The Company discloses in its Annual Report the listed company directorships and principal commitments of each Director, and where a Director holds a significant number of such directorships and commitments, it provides the NC's and Board's reasoned assessment of the ability of the Director to diligently discharge his or her duties. The NC is of the view that Directors who serve on multiple boards are able to devote sufficient time and attention to the Company's affairs in light of other commitments held by them, and that the maximum number of listed company board representations which any Director may hold be not more than six (6) other listed company board representation. A Director who holds more than six board representations should be rigorously assessed by the Board to ensure that sufficient time and attention is given to the affairs of each company and he/she is able to and has been adequately carrying his/her duties as a Director of the Company.

In particular, the NC reviewed the Directors' time commitments in FY2022, and the NC and the Board noted that, Directors with other listed company board representations and/or other principal commitments were able to carry out and had been adequately carrying out, their duties as Directors of the Company. Board members are able to commit their time and attention to the affairs of the Company. The NC and the Board believe that each individual Director is best placed to determine and ensure that he is able to devote sufficient time and attention to discharge his/her duties and responsibilities as a Director of the Company, bearing in mind his/her other commitments. Please refer to the section – Disclosure of key information regarding Directors in FY2022 Annual Report for information of the listed company directorships and principal commitments of each Director.

The considerations in assessing the adequacy of the Directors' commitments include the following:

- expected and/or competing time commitments of Directors;
- geographical location of Directors;
- size and composition of the Board; and
- nature and scope of the Group's operations and size.

CORPORATE GOVERNANCE REPORT

The measurement and evaluation tools put in place to assess the performance time commitments of the Directors include the following:

- declarations by individual Directors of board directorships and principal commitments in other company(ies);
- annual confirmations by each Director on his/her ability to devote sufficient time and attention to the Company's affairs, having regard to his/her other commitments; and
- assessment of the individual Directors' performance based on the criteria as set out in page 44 of this Annual Report.

The NC has reviewed and is of the view that each of the Directors have given sufficient time and attention to the Company's affairs and is satisfied that all Directors have discharged their duties adequately in FY2022.

Principle 5: Board Performance

The Board undertakes a formal annual assessment of its effectiveness as a whole, and that of each of its Board Committees and individual directors.

Provision 5.1: The NC recommends for the Board's approval the objective performance criteria and process for the evaluation of the effectiveness of the Board as a whole, and of each board committee separately, as well as the contribution by the Chairman and each individual director to the Board.

Provision 5.2: The company discloses in its annual report how the assessments of the Board, its board committees and each director have been conducted, including the identity of any external facilitator and its connection, if any, with the company or any of its directors.

The following table sets out the performance assessment criteria as recommended by the NC and approved by the Board, to be relied upon on an annual basis to assess the effectiveness of the Board as a whole and of each Board Committee separately, as well as the contribution by the Chairman and each Director to the Board effectiveness.

Each Director completes a board assessment questionnaire as well as peer assessment questionnaire and returns it to company secretary for compilation of the average scores. The compiled responses are presented to the NC for review, following which the NC will recommend to the Board and its Board Committees key areas for improvement and follow-up actions.

Performance Criteria	Board and Board Committees	Individual Directors
Qualitative	<ol style="list-style-type: none"> 1. Size and composition 2. Board processes and conduct of meetings 3. Access to information 4. Board processes 5. Group CEO and succession planning 6. Board accountability 7. Risk management and internal control 8. Remuneration 9. Financial Reporting 10. Communication with shareholders 11. Standard of conduct 	<ol style="list-style-type: none"> 1. Commitment of time 2. Knowledge and abilities 3. Teamwork 4. Independence 5. Overall effectiveness
Quantitative	Measuring and monitoring performance	Attendance at Board and Board Committee meetings

The NC would review the criteria on a periodic basis to ensure that the criteria is able to provide an accurate and effective performance assessment taking into consideration industry standards and the economic climate with the objective to enhance long-term shareholders' value and thereafter, to propose amendments, if any, to the Board for approval.

CORPORATE GOVERNANCE REPORT

For FY2022, the NC is of the view that the Board and Board Committees have fared well against the performance criteria and the NC is satisfied with the performance of the Board and Board Committees. In addition, the NC is also satisfied that sufficient time and attention has been given by the Directors to the affairs of the Company, notwithstanding that a Director may have had multiple board representations. No external facilitator was used in the evaluation process for FY2022.

The review of the performance of each Director is conducted annually in accordance with the performance criteria as set out in the table under Provision 5.2. The last Board of Directors' evaluation was conducted in February 2023 and the results have been presented to the NC for discussion. The performance of each Director will be taken into account during re-nomination and re-election.

For FY2022, the NC is of the view that the performance of each individual Director is satisfactory.

In line with the Company's values to develop its staff to their fullest potential, the Group is rolling out a leadership development scheme under the NatCool Academy branding. NatCool Academy will groom future leaders who can help the Group to identify and capitalise on global opportunities. Under the NatCool Academy, employees will have a chance to develop skills that are relevant for middle management and senior management roles. Some of the training programmes include leadership, digital transformation, sales and marketing.

The NC has full authority to engage external facilitators to assist the NC to carry out the evaluation process, if the need arises.

Each member of the NC shall abstain from voting on any resolutions and making any recommendation and/or participating in any deliberations of the NC in respect of assessment of his/her own performance or re-nomination as Director.

Principle 6: Procedures for Developing Remuneration Policies

The Board has a formal and transparent procedure for developing policies on director and executive remuneration, and for fixing the remuneration packages of individual directors and key management personnel. No director is involved in deciding his or her own remuneration.

Provision 6.1: The Board establishes a Remuneration Committee to review and make recommendations to the Board on: (a) a framework of remuneration for the Board and key management personnel; and (b) the specific remuneration packages for each director as well as for the key management personnel.

Provision 6.2: The RC comprises at least three directors. All members of the RC are non-executive directors, the majority of whom, including the RC Chairman, are independent.

The RC comprises four (4) Independent Directors (including the Chairman of the Board), namely Mr Goh, Ms Lau, Mr Tan, and Mr Tran. The Chairman of the RC is Mr Goh. Excluding Mr Goh who will be retired on 27 April 2023, the RC comprises three (3) members.

The RC's primary function is to develop a formal and transparent policies for remuneration of the Board, key management personnel and employees who are related to the controlling shareholders, Directors and Group CEO. The RC also reviews and ensures that the Company's remuneration system is appropriate to attract, retain and motivate the required talent to run the Company successfully. The overriding principle is that no Director should be involved in deciding his/her own remuneration.

The RC is guided by key terms of reference as follows:

- reviews and recommends to the Board a framework of remuneration for Board members and key management personnel, and the specific remuneration packages for each Director (executive and independent) as well as for the key management personnel;
- ensuring that a formal and transparent procedure is in place for developing policy on executive remuneration and for determining the remuneration packages of individual Directors and key management personnel; and
- reviews the performance of the Group's key management personnel taking into consideration the Group CEO's assessment and recommending for remuneration and bonus.

CORPORATE GOVERNANCE REPORT

Provision 6.3: The RC considers all aspects of remuneration, including termination terms, to ensure they are fair.

The remuneration received by the Executive Directors and key management personnel takes into consideration his/her individual performance and contribution towards the overall performance of the Group for FY2022. Their remuneration is made up of fixed and variable compensations. The fixed compensation consists of an annual base salary, fixed allowance and annual wage supplement. The variable compensation is determined based on the level of achievement of corporate and individual performance objectives.

The following performance evaluation criteria are set for the Group to remain competitive and to motivate the Executive Directors and key management personnel to work in alignment with the goals of all stakeholders:

Performance Conditions	Short-term Incentives (such as performance bonus)	Long-term Incentives (such as the ESOS)
Qualitative	<ol style="list-style-type: none"> 1. Leadership 2. People development 3. Commitment 4. Teamwork 5. Current market and industry practices 6. Macro-economic factors 	<ol style="list-style-type: none"> 1. Leadership 2. People development 3. Commitment 4. Teamwork 5. Current market and industry practices 6. Macro-economic factors
Quantitative	PBT* of at least S\$3.5 million	Relative financial performance of the Group over a 5-years period to its industry peers.

* PBT means the Group's audited consolidated profit before tax before payment of any bonus. This criteria is pursuant to the service agreements signed between the Executive Directors and the Company and excluding any gains earned from extraordinary and exceptional items.

The RC has reviewed and is satisfied that, save for the quantitative performance condition for PBT of at least S\$3.5 million, the performance evaluation criteria were met by the Executive Directors and key management personnel for FY2022.

The RC ensures that a formal and transparent procedure is in place for fixing the remuneration packages of individual Directors and key management personnel. All respects of the remuneration framework, including but not limited to Directors' fees, salaries, allowances, bonuses, the awards to be granted under the performance share plan, options to be issued under the employee share option scheme, termination terms as well as other benefits-in-kinds are reviewed by the RC and ensure they are fair. The recommendations of the RC are recommended to the Board for approval. The procedure is reviewed periodically to ensure they remain competitive and relevant.

The remuneration of employees who have any familial relationships with the Directors, key management personnel, Group CEO and controlling shareholders, will also be reviewed annually by the RC to ensure that their remuneration packages are in line with the employees' remuneration guidelines and commensurate with their respective job scopes and level of responsibilities. Any bonuses, pay increments and/or promotions for these related employees will also be subject to the review and approval of the RC. In the event that a member of the RC is related to the employee(s) under review, he/she will abstain from participating in the review, discussion and approval.

The framework for Non-Executive Directors and Board Committees' fees (per annum basis unless otherwise indicated) are as follows:

Role	Member	Chairman
Board of Directors	S\$25,000	Additional S\$10,000
Audit and Risk Committee	S\$10,000	Additional S\$10,000
Remuneration Committee	S\$5,000	Additional S\$5,000
Nominating Committee	S\$5,000	Additional S\$5,000

CORPORATE GOVERNANCE REPORT

The Executive Directors and key management personnel each have an employment contract with the Company which can be terminated by the Company without prejudice to and in addition to any other remedy by giving not less than three (3) months' notice of termination and vice versa. The appointments of Executive Directors do not have onerous removal clauses contained in their respective employment contracts and will be reviewed to reflect their strategic importance to the Group.

Provision 6.4: The company discloses the engagement of any remuneration consultants and their independence in the company's annual report.

The Company has not engaged any remuneration consultants to seek advice on remuneration matters during FY2022. Moving forward, the RC will consider the need to engage such external remuneration consultants and where applicable, it will review the independence of the external firm before engaging them.

Principle 7: Level and Mix of Remuneration

The level and structure of remuneration of the Board and key management personnel are appropriate and proportionate to the sustained performance and value creation of the Company, taking into account the strategic objectives of the Company.

Provision 7.1: A significant and appropriate proportion of executive directors' and key management personnel's remuneration is structured so as to link rewards to corporate and individual performance. Performance-related remuneration is aligned with the interests of shareholders and other stakeholders and promotes the long-term success of the company.

Provision 7.3: Remuneration is appropriate to attract, retain and motivate the directors to provide good stewardship of the company and key management personnel to successfully manage the company for the long term.

The Company's remuneration structure for its Executive Directors and key management personnel comprises both fixed and variable components. The variable component is performance related and is linked to the Company's performance as well as individual performance. It is designed to align remuneration with the shareholders' interest and to link rewards with corporate and individual performance to promote long-term success of the Group.

For the purpose of assessing the performance of the Executive Directors and key management personnel, specific performance indicators are agreed for each financial year and such indicators comprise both quantitative and qualitative factors.

Executive Directors and key management personnel do not receive Directors' fees from the Company or its subsidiaries/ associated companies if they are appointed to the Board as stipulated in the Group's remuneration policy.

Contractual Provision to Reclaim Incentive Components of Remuneration

The Company currently does not have any contractual provisions which allows it to reclaim incentives from the Executive Directors and key management personnel in certain circumstances. The Board is of the view that as the Group pays performance bonuses based on the actual performance of the Group and/or Company (and not on forward-looking results) as well as the actual results of its Executive Directors and key management personnel, "claw-back" provisions in the service agreements may not be relevant or appropriate.

Long-term Incentive Scheme

The Company has adopted a performance share option plan known as the "Natural Cool Employee Share Option Scheme" ("**NCH ESOS**") and a performance share plan ("**NCH PSP**"). The NCH ESOS and NCH PSP provide an opportunity for employees and Directors who have contributed significantly to the growth and performance of the Group to participate in the equity of the Company to motivate them to greater dedication, loyalty and higher standards of performance and to give recognition for past contributions and services.

As at the date of this Annual Report, no options have been granted under the NCH ESOS, nor any shares under the NCH PSP.

CORPORATE GOVERNANCE REPORT

Provision 7.2: The remuneration of non-executive directors is appropriate to the level of contribution, taking into account factors such as effort, time spent, and responsibilities.

The Non-Executive Directors have no service agreements (except for the letter of appointment) with the Company and their terms in office are specified in the Constitution. The Non-Executive Directors receive a base Director's fees and additional fees in respect of each Committee that they serve on, with the Chairman of the Committees (other than the RC and NC) receiving a higher fees in respect of their service as Chairman of the respective Committees. The RC and the Board are of the view that the remuneration of the Non-Executive Directors is appropriate, without compromising their independence, in accordance with the market condition and taking into account factors such as effort and time spent and the increasingly onerous responsibilities of the Directors. The Directors' fees are subject to approval by shareholders at the AGM. No Non-Executive Director is involved in deciding his or her own remuneration.

Principle 8: Disclosure on Remuneration

The Company is transparent on its remuneration policies, level and mix of remuneration, the procedure for setting remuneration, and the relationships between remuneration, performance and value creation.

Provision 8.1: The company discloses in its annual report the policy and criteria for setting remuneration, as well as names, amounts and breakdown of remuneration of: (a) each individual director and the CEO; and (b) at least the top five key management personnel (who are not directors or the CEO) in bands no wider than S\$250,000 and in aggregate the total remuneration paid to these key management personnel.

Provision 8.3: The company discloses in its annual report all forms of remuneration and other payments and benefits, paid by the company and its subsidiaries to directors and key management personnel of the company. It also discloses details of employee share schemes.

The Code 2018 recommends that companies fully disclose the remuneration of each individual Director and the Group CEO on a named basis. The Board is of the opinion that it is not in the best interest of the Company to disclose the exact details of the Directors' remuneration due to such disclosure would be prejudicial to its business interest given the highly competitive environment, commercial sensitivity and confidential nature of remuneration matters. As such, the Board has deviated from complying with the relevant guideline of the Code 2018 and has provided a breakdown, showing the level and mix of each Director and the Group CEO in bands of S\$250,000.

The Management has confirmed that the Group's remuneration policy has been set to align remuneration with the interests of shareholders and link rewards with corporate and individual performance to promote the long-term sustainability of the Group.

The breakdown for the remuneration of the Directors for FY2022 is as follows:

Breakdown of Remuneration in Percentage (%)						
Name	Remuneration Band	Salary (%)	Bonus (%)	Benefits-in-kind (%)	Directors' Fees (%) ⁽¹⁾	Total (%)
Tsng Joo Peng	S\$500,000 to S\$749,999	86	7	7	–	100
Choy Bing Choong	S\$500,000 to S\$749,999	85	8	7	–	100
Goh Teck Sia ⁽²⁾	Below S\$250,000	–	–	–	100	100
Lau Lee Hua	Below S\$250,000	–	–	–	100	100
Tan Siew Bin Ronnie	Below S\$250,000	–	–	–	100	100
Tran Phuoc (Lucas Tran) ⁽³⁾	Below S\$250,000	–	–	–	100	100

Notes:–

(1) The Directors' fees of S\$165,000 for FY2022 have been approved by shareholders at the AGM held on 28 April 2022. The additional Director's fees of S\$6,136 for FY2022 is to meet the shortfall for the additional Director and will be subjected to approval at the forthcoming AGM held on 27 April 2023.

(2) Mr Goh will retire as an Independent Non-Executive Director at the conclusion of the AGM to be held on 27 April 2023, and will also cease to be the Chairman of the Board and RC and member of ARC and NC.

(3) Mr Tran was appointed as Independent Non-Executive Director of the Company on 11 November 2022.

CORPORATE GOVERNANCE REPORT

The Independent Directors are only paid directors' fees, subject to approval at the AGM. The fees paid to Independent Directors comprise a basic fee, a fee for chairing a committee and a fee for being a member of the committee. For FY2022, a total of S\$165,000 directors' fees were paid to Independent Directors. The directors' fee payable to Mr Tran be recommended for approval at the forthcoming AGM.

The Management has confirmed that there is no termination, retirement, or post-employment benefits that may be granted to the Directors, Group CEO and key management personnel.

Remuneration of Key Management Personnel (Other than Directors)

Management has confirmed the breakdown of the remuneration for the Company's key management personnel (who are not Directors/Group CEO) for FY2022 as follows:

Breakdown of Remuneration in Percentage (%)				
Name	Salary (%)	Bonus (%)	Benefits-in-kind (%)	Total (%)
S\$250,000 to S\$499,999				
Neo Han Cheng	79	20	1	100
Lee Wan Kah	76	24	–	100
Terence Lum Weng Keong	75	25	–	100
Below S\$250,000				
Tan Kian Yong*	100	–	–	100
Jeffrey Kan Kai Hi	100	–	–	100
Teng Gek Chui	79	21	–	100

* Mr Tan Kian Yong resigned as Director of the Group on 31 May 2022.

The Company has six (6) key management personnel in FY2022. The total remuneration paid to the top six (6) key management personnels for FY2022 was S\$1,354,926.

Employee Share Option Scheme and Performance Share Plan

For FY2022, no options and shares have been granted under NCH ESOS and NCH PSP. Please refer to Provision 7.1 for details.

Provision 8.2: The company discloses the names and remuneration of employees who are substantial shareholders of the company, or are immediate family members of a director, the CEO or a substantial shareholder of the company, and whose remuneration exceeds S\$100,000 during the year, in bands no wider than S\$100,000, in its annual report. The disclosure states clearly the employee's relationship with the relevant director or the CEO or substantial shareholder.

Save for the Group CEO in FY2022, there were no employees who were substantial shareholders of the Company during this period.

The Group does not have any employee who is an immediate family member of a Director/Group CEO of the Company and whose remuneration exceeds S\$100,000 during FY2022.

ACCOUNTABILITY AND AUDIT

Principle 9: Risk Management and Internal Controls

The Board is responsible for the governance of risk and ensures that Management maintains a sound system of risk management and internal controls, to safeguard the interests of the company and its shareholders.

CORPORATE GOVERNANCE REPORT

Provision 9.1: The Board determines the nature and extent of the significant risks which the company is willing to take in achieving its strategic objectives and value creation. The Board sets up a Board Risk Committee to specifically address this, if appropriate.

The Board is responsible for the management of the Group's significant risks and is assisted by the ARC in the oversight of the risk management and internal control systems of the Group.

A summary of the Company's risk management and internal controls system is appended below:

The Group recognises risk management as a collective effort beginning with each business units followed by the operating segments and ultimately the Management and the Board, working as a team. The Group CEO and Management of the Company assume responsibilities of the risk management function where they regularly assess and review the Group's business and operational environments to identify areas of significant financial, operational, compliance and information technology risks.

The Board has approved the Enterprise Risk Management ("ERM") framework for the identification of key risks of the Group. Key risks of the Group are tabled to the Board for review and undertaking of the necessary actions.

The ARC is responsible for reviewing the audit reports from the internal auditors and external auditors and assists the Board in overseeing the Management in the formulation, updating and maintenance of an adequate and effective risk management framework and internal controls. The Board, with the assistance of the ARC, is responsible for the governance of risk by ensuring the adequacy and effectiveness of the system of risk management and internal controls.

The Group has implemented policies and procedures to enhance the Group's internal control function in areas such as finance, operations, compliance and information technology. The internal control measures aim to ensure that the Group's assets are safeguarded, proper accounting records are maintained, financial information are used within the business and information to be published are reliable.

The ARC, with the assistance of the internal and external auditors, annually reviews the adequacy and effectiveness of the Group's risk management and internal control systems, including financial, operational, compliance and information technology controls.

The internal auditor, Messrs Mazars LLP, has carried out internal audit on the system of internal controls and reported the findings to ARC. The external auditor, Messrs KPMG LLP, has also, in the course of their statutory audit, gained an understanding of the key financial controls assessed to be relevant to the statutory audit.

The Company's internal auditors conduct an annual review of the effectiveness of the Company's material internal controls, including financial, operational, compliance and information technology controls, and a risk assessment at least annually to ensure the adequacy thereof. The findings of the review conducted by the internal auditors together with the review undertaken by the external auditors as part of their statutory audit are presented in their findings to the ARC. Any material non-compliance or failures in internal controls and recommendations for improvements are reported to the ARC. The ARC also reviews the effectiveness of the actions taken by the Management on the recommendations made by the internal auditors and external auditors in this respect.

Provision 9.2: The Board requires and discloses in the company's annual report that it has received assurance from: (a) the CEO and the Chief Financial Officer ("CFO") that the financial records have been properly maintained and the financial statements give a true and fair view of the company's operations and finances; and (b) the CEO and other key management personnel who are responsible, regarding the adequacy and effectiveness of the company's risk management and internal control systems.

The Group CEO, Chief Financial Officer ("CFO") and Financial Controller ("FC") of the Company have provided a written assurance to the ARC and the Board that the integrity of the Company's financial records have been properly maintained and the financial statements give a true and fair view of the Company's operation and finances.

The Group CEO and other key management personnel have provided a written assurance to the ARC and the Board that the Company's risk management and internal control systems are adequate and effective.

CORPORATE GOVERNANCE REPORT

Based on the ERM framework and internal controls established and maintained by the Group, work performed by the internal auditors, statutory audit performed by the external auditors and the written representation from the Management, the Board, with the concurrence of the ARC, is of the view that, the Group's risk management and internal control systems (including the financial, operational, compliance and information technology controls) were adequate and effective as at 31 December 2022.

The internal controls and risk management systems established by the Group provides reasonable but not absolute assurance that the Group will not be adversely affected by any event that can reasonably be foreseen as it strives to achieve its business objectives. However, the Board also notes that no system of internal controls and risk management can provide absolute assurance against the occurrence of material errors, poor judgement in decision making, human errors, losses, fraud or other irregularities. As such, the Group's risk management and internal control systems are regularly evaluated and improved to ensure its relevance and adequacy in relation to the Group's operations.

Principle 10: Audit and Risk Committee

The Board has an Audit and Risk Committee which discharges its duties objectively.

Provision 10.1: The duties of the ARC include:

- (a) reviewing the significant financial reporting issues and judgements so as to ensure the integrity of the financial statements of the company and any announcements relating to the company's financial performance;**
- (b) reviewing at least annually the adequacy and effectiveness of the company's internal controls and risk management systems;**
- (c) reviewing the assurance from the CEO and the CFO on the financial records and financial statements;**
- (d) making recommendations to the Board on: (i) the proposals to the shareholders on the appointment and removal of external auditors; and (ii) the remuneration and terms of engagement of the external auditors;**
- (e) reviewing the adequacy, effectiveness, independence, scope and results of the external audit and the company's internal audit function; and**
- (f) reviewing the policy and arrangements for concerns about possible improprieties in financial reporting or other matters to be safely raised, independently investigated and appropriately followed up on. The company publicly discloses, and clearly communicates to employees, the existence of a whistle-blowing policy and procedures for raising such concerns.**

Provision 10.2: The ARC comprises at least three directors, all of whom are non-executive and the majority of whom, including the ARC Chairman, are independent. At least two members, including the ARC Chairman, have recent and relevant accounting or related financial management expertise or experience.

Provision 10.3: The ARC does not comprise former partners or directors of the company's existing auditing firm or auditing corporation: (a) within a period of two years commencing on the date of their ceasing to be a partner of the auditing firm or director of the auditing corporation; and in any case, (b) for as long as they have any financial interest in the auditing firm or auditing corporation.

The ARC comprises four (4) Independent Directors (including the Chairman of the Board), namely Mr Goh, Ms Lau, Mr Tan and Mr Tran. The Chairman of the ARC is Ms Lau. Excluding Mr Goh who will be retired on 27 April 2023, the ARC comprises three (3) members.

All members of the ARC are Independent Non-Executive Directors who do not have any management and significant business relationships with the Company or any substantial shareholders of the Company.

Mr Tran who used to be a partner of KPMG LLP, the existing Company's external auditor, and had ceased to be a partner of KPMG LLP in September 2020. He left KPMG LLP for more than two years ago and has no financial interest in KPMG LLP. The remaining ARC members are not previous partners or Directors of the Company's external audit firm and have no financial interest in the Company's external audit firm.

The ARC Chairman, Ms Lau and Mr Tran have necessary accounting and related financial management experience and expertise. The other ARC member, Mr Tan possess experience in legal and business management. Therefore, the Board considers the ARC members are appropriately qualified to discharge their responsibilities.

CORPORATE GOVERNANCE REPORT

The role of ARC is to assist the Board in discharging their responsibilities to safeguard the Group's assets, maintain adequate accounting records, develop and maintain effective systems of internal control, with the overall objective of ensuring that the management creates and maintains an effective control environment in the Group. The ARC will provide a channel of communication between the Board, the Management and the external auditors on matters relating to audit.

The ARC's responsibilities, as set out in its terms of reference, include the followings:

- (i) Review with the external and internal auditors:
 - (a) their audit plan, including the nature and scope of the audit before the audit commences;
 - (b) ensure Quality Assurance Review is independently conducted at least once every five years;
 - (c) discuss Key Audit Matters with external auditors and ascertain if there are any follow up actions which should be taken to reduce the extent of the uncertainty and corresponding need for judgement for future periods;
 - (d) their evaluation of the system of internal controls including financial, operational, compliance and information technology controls and risk management system;
 - (e) their audit report; and
 - (f) their management letter and management response;
- (ii) Review internal control procedures, its scope and results to ensure co-ordination between the internal/external auditors and the Management, including assistance given by our Management to the internal/external auditors and discuss problems and concerns, if any, arising from the interim and final audit;
- (iii) Review the adequacy, effectiveness, independence, scope and results of the external audit and internal audit function;
- (iv) Review half-year and annual financial statements to ensure integrity of the financial statements before submission to the Board for approval, focusing in particular, on:
 - (a) significant financial reporting issues and judgements;
 - (b) changes in accounting policies and practices;
 - (c) major risk areas;
 - (d) significant adjustments resulting from the audit;
 - (e) the going concern statement;
 - (f) compliance with accounting standards;
 - (g) compliance with stock exchange and statutory or regulatory requirement; and
 - (h) any announcement relating to the Company's financial performance;
- (v) Review and report to Board at least annually on the adequacy and effectiveness of the Company's internal controls, including financial, operational, compliance and information technology controls and risk management system;
- (vi) Review and discuss with the external auditors, any suspected fraud or irregularity, or suspected infringement of any law, rules or regulations, which has or is likely to have material impact on the Company's operating results or financial position and Management's response;
- (vii) Meet with external auditors and with the internal auditors without the presence of Management, at least annually;

CORPORATE GOVERNANCE REPORT

- (viii) Review interested person transactions (if any) falling within the scope of Chapter 9 of SGX-ST;
- (ix) Make recommendations to the Board on proposals to shareholders relating to the appointment, re-appointment and removal of the external auditors, and approve the remuneration and terms of engagement of the external auditors;
- (x) Review the adequacy, effectiveness, independence, scope and results of the external audit and the Group's internal audit function;
- (xi) Review the assurance from the Group CEO, the Group CFO and the FC on the financial records and financial statements;
- (xii) Report to the Board its findings from time to time on matters arising and require the attention of the ARC;
- (xiii) Undertake such other reviews and projects as may be requested by the Board;
- (xiv) Provide arrangements whereby concerns on possible financial improprieties or, other matters raised by whistle-blowers are investigated independently and appropriate follow-up action taken;
- (xv) Undertake such other functions and duties as may be required by statute or Catalist Rules, and by such amendments made thereto from time to time; and
- (xvi) Investigate any matters within its terms of reference, with full access to and the co-operation of Management and full discretion to invite any Director or executive officer to attend its meeting, and reasonable resources to enable it to discharge its functions properly.

The Group has complied with Rules 712 and 716 of the Catalist Rules in relation to the appointment of its external auditor. The ARC has reviewed the non-audit services provided by the external auditors and is satisfied that the nature and extent of such services would not prejudice the independence of the external auditors and has recommended the re-appointment of the external auditor at the forthcoming AGM.

Fees Paid/Payable to the External Auditors for FY2022		
	S\$'000	% of total
Audit fees		
– Auditor of the Company	268	78
– Other auditors (for certain subsidiaries)	58	17
Non-audit fees		
– Auditor of the Company	18	5
Total	344	100

The ARC reviews the independence of the external auditors annually. The ARC has conducted an annual review of the volume of non-audit services provided by the external auditors to ensure that the nature and extent of such services will not prejudice the independence of the external auditors. The ARC is satisfied with the external auditors' confirmation of their independence and is of the view that the non-audit services rendered in FY2022 in relation to tax compliance were not substantial.

The ARC had evaluated the performance of the external auditors based on the key indicators of audit quality set out in the "Audit Quality Indicators Disclosure Framework" published by ACRA such as performance, adequacy of resources and experience of the audit engagement partner and audit team assigned to the Group's audit, the size and complexity of the Group.

CORPORATE GOVERNANCE REPORT

Whistle-Blowing Policy

The Company has put in place a whistle-blowing policy which has been reviewed, endorsed by the ARC and approved by the Board; and designated an independent function to investigate whistle-blowing reports made in good faith. Under the whistle-blowing policy, employees and external parties can, in confidence, raise concerns about improper conduct for investigation. The Company is committed to protecting the identity of whistle-blowers, and protecting the whistle-blowers against detrimental or unfair treatment. The ARC is empowered for oversight and monitoring of whistle-blowing policy.

The procedures for whistle-blowing policy are made known on the Company's website (<http://natcool.com/whistle-blowing-policy/>), not just to the employees of the Group but also external parties. Whistle-blowers are given an option to anonymously report any misconducts to the ARC Chairman via a dedicated secured email address (report.nch@natcool.com) to ensure independent, thorough investigation and appropriate follow-up.

Follow-ups will be made to assist with the investigations or to disclose the outcomes of the investigations in the event that whistle-blowers choose to provide their contact details.

To date, no matter was raised through the Group's whistle-blowing channels.

Provision 10.4: The primary reporting line of the internal audit function is to the ARC, which also decides on the appointment, termination and remuneration of the head of the internal audit function. The internal audit function has unfettered access to all the company's documents, records, properties and personnel, including the ARC, and has appropriate standing within the company.

The Board recognises the importance of maintaining an internal audit function to provide an independent assurance over the soundness of the system of internal controls and risk management procedures within the Group to safeguard shareholders' investments and the Group's assets. The ARC has the responsibility to review the adequacy of the internal audit function annually, review the internal audit program and ensure co-ordination between internal auditors, external auditors and Management, and ensure that the internal auditors meet or exceed the standards set by nationally or internationally recognised professional bodies.

The ARC oversees the Group's internal controls and risk management and its responsibilities are complemented by the work of the internal auditors.

The Group's internal audit function is outsourced to Messrs Mazars LLP that reports directly to the ARC Chairman and administratively to the Group CFO and FC. The ARC reviews and approves the internal audit plan to ensure the adequacy of the scope of audit and is responsible for the hiring, removal, evaluation and compensation of the accounting or auditing firm or corporation which the internal audit function of the Group is outsourced to.

The Group's internal audit function is independent of the activities it audits. The internal auditor has unrestricted access to the Company's documents, records, properties and personnel. The Group's engagement with the internal auditors stipulates that its work shall be guided by the International Standards for the Professional Practice of Internal Auditing (IIA Standards) issued by the Institute of Internal Auditors. As of the date of this Annual Report, the internal auditor is staffed with professionals with relevant experience and qualifications such as the Certified Internal Auditor qualification with the Institute of Internal Auditors.

At the beginning of each year, an annual internal audit plan which entails the review of the selected functions or business units of the Group is developed and agreed by the ARC. The ARC is satisfied that the Company's internal audit function is adequately resourced to perform the work for the Group.

The ARC reviews the adequacy and effectiveness of the internal audit function on an annual basis. In accordance with Rule 1204(10) of the Catalist Rules, the ARC is satisfied that internal auditors are independent, effective, and adequately resourced and qualified (given, inter alia, its adherence to standards set by internationally recognised professional bodies) and has the appropriate standing in the Company to discharge its duties effectively.

CORPORATE GOVERNANCE REPORT

Provision 10.5: The ARC meets with the external auditors, and with the internal auditors, in each case without the presence of Management, at least annually.

In performing its functions, the ARC and the Management meet with the external and internal auditors to discuss and evaluate the internal controls of the Group and review the overall scope of both external and internal audit. The ARC also meets regularly with the Management, the Group CFO and FC and external auditors to keep abreast of any changes to the accounting standards and issues which could have a direct impact on the Group's financial statements. The ARC has met up with the internal and external auditors at least once in FY2022, in the absence of key management personnel so that any concern and/or issue can be raised directly and privately.

Significant Audit Matters

In the review of the financial statements for FY2022, the ARC had discussed with the Management and the external auditors on changes to accounting standards and significant issues and assumptions that impact the financial statements. The most significant matters had also been included in the Independent Auditor's Report to the members of the Company under "Key Audit Matters". Following the review, the ARC is satisfied that this matter had been properly dealt with. The Board had approved the financial statements.

Key audit matters	How the matters were addressed by the ARC
<p>Impairment assessment of non-financial assets</p> <p>(Refer to Notes 4, 5 and 6 to the financial statements)</p>	<p>The ARC reviewed the Management's impairment assessment for each significant cash generating unit ("CGU"). Where appropriate, the ARC assessed the qualifications and objectivity of the valuers, and reviewed the valuation methodology and the underlying assumptions applied by the valuers.</p> <p>The ARC considered the findings of the external auditor, including their assessment of the appropriateness of:</p> <ul style="list-style-type: none"> (i) Management's CGU identification; (ii) The impairment basis and key assumptions applied by Management to determine the CGU's value in use; and (iii) The methodology and key assumptions applied in the valuation of certain property, plant and equipment. <p>The ARC was satisfied that the Management's impairment assessment process and methodology is appropriate.</p>
<p>Revenue recognition</p> <p>(Refer to Note 21 to the financial statements)</p>	<p>The ARC reviewed the revenue recognition policies adopted by the Group for the various products and services. The ARC considered the findings of the external auditor relating to revenue recognition based on identified performance obligations and percentage of completion.</p> <p>The ARC was satisfied with the revenue recognition policies.</p>

SHAREHOLDERS' RIGHTS AND ENGAGEMENT

Principle 11: Shareholder rights and conduct of general meetings

The Company treat all shareholders fairly and equitably in order to enable them to exercise shareholders' rights and have the opportunity to communicate their views on matters affecting the Company. The Company gives shareholders a balanced and understandable assessment of its performance, position and prospects.

Provision 11.1: The company provides shareholders with the opportunity to participate effectively in and vote at general meetings of shareholders and informs them of the rules governing general meetings of shareholders.

The Company believes in providing sufficient and regular information to its shareholders. In this respect, the Board adopts a comprehensive policy to provide clear, timely and fair disclosure of information about the Company's business developments and financial performance, including changes which are likely to materially affect the price or value of its shares to aid the shareholders in their investment decisions.

CORPORATE GOVERNANCE REPORT

The Company also releases timely disclosures of any new material information, where applicable, to the shareholders on SGXNet.

The Company's principal form of dialogue with the shareholders takes place at general meetings. Notices of general meetings are released to shareholders, together with the Annual Report and/or circulars within 4 months after the close of the financial year as prescribed by the relevant regulations. These notices are also published on the Company's website at the URL <https://natcool.com> and SGXNet. Any notice of a general meeting of shareholders is issued at least 14 days or 21 days, as the case may be, before the scheduled date of such meeting. Where necessary, additional explanatory notes will be provided for relevant resolutions to be tabled at general meetings to enable shareholders to exercise their vote on an informed basis. At general meetings, shareholders will be given the opportunity to voice their views and direct their questions to the Board regarding the Company.

Shareholders are entitled to attend the general meetings of the Company and are encouraged to participate effectively in and vote at general meetings. An independent polling agent is appointed by the Company who will explain the rules, including the voting procedures, that governs the general meetings of the Company to be held.

In line with the Catalist Rules, resolutions tabled at general meetings of the Company will be passed through a process of voting by poll which procedures will be clearly explained by an independent scrutineers at the Company's general meetings. For greater transparency and fairness in the voting process, voting at shareholders' meetings will be conducted by poll. This allows all shareholders present or represented at the meetings to vote on a one-share-one-vote basis. Results are announced in detail, showing the number of votes cast for and against each resolution and the respective percentages and the name of the independent scrutineer will be announced via SGXNet immediately after each general meeting. Electronic polling is not used due to the small turnout at AGM.

Pursuant to Covid-19 advisories issued by the relevant authorities in Singapore and the related safe distancing measures in Singapore, the general meetings of the Company in FY2021 were held by way of electronic means and shareholders were not able to attend the general meetings in person. To enable shareholders to participate in and vote effectively at general meetings held by way of electronic means, the Company set out detailed information on the arrangements relating to attendance at the general meetings, submission of questions in advance of the general meetings, addressing of substantial and relevant questions prior to or at the general meetings, and voting procedures for the general meetings.

The forthcoming AGM will be held, in a wholly physical format, at 11 Eunos Road 8, Level 4 (Arena Room), Singapore 408601 on 27 April 2023 ("**AGM 2022**"). There will be no option for shareholders to participate virtually. Arrangements relating to attendance at the AGM 2022, submission of questions to the Chairman of the meeting in advance of, or at, the AGM 2022, and voting at the AGM 2022 by shareholders or their duly appointed proxy(ies), are set out in a separate announcement to be released on SGXNet.

Provision 11.2: The company tables separate resolutions at general meetings of shareholders on each substantially separate issue unless the issues are interdependent and linked so as to form one significant proposal. Where the resolutions are "bundled", the company explains the reasons and material implications in the notice of meeting.

The Board notes that the best practice is to have separate resolutions on each substantially separate issue at general meetings. The Company shall avoid 'bundling' resolutions unless the resolutions are interdependent and linked so as to form one significant proposal. In situation where resolutions are inter-conditional, the Company will provide clear explanations. These meetings provide excellent opportunities to build shareholders' understanding of the Group's businesses, and obtain shareholders' feedbacks on value creation.

Provision 11.3: All directors attend general meetings of shareholders, and the external auditors are also present to address shareholders' queries about the conduct of audit and the preparation and content of the auditors' report. Directors' attendance at such meetings held during the financial year is disclosed in the company's annual report.

The Company requires all Directors (including the respective Chairman of the Board Committees) to be present at all general meetings of the Company, except in cases of exigencies. The external auditors are also invited to be present at the AGM to address shareholders' queries about the conduct of audit and the preparation and content of the independent auditor's report. Relevant key management personnel will also be present at the general meetings of the Company to respond, if necessary, to operational questions from shareholders.

CORPORATE GOVERNANCE REPORT

All Directors (including the respective Chairman of the Board Committees) and the external auditors attended the Company's last AGM held on 28 April 2022.

Provision 11.4: The company's Constitution (or other constitutive documents) allow for absentia voting at general meetings of shareholders.

The Company's Constitution allows all shareholders to appoint not more than two proxies to attend and vote on their behalf and also provides that a proxy need not be a shareholder of the Company. Registered shareholders who are unable to attend the general meetings are entitled to appoint up to two proxies, unless the shareholder is a relevant intermediary (as defined in Section 181 of the Companies Act 1967). A relevant intermediary may appoint more than two proxies to participate in shareholders' meeting, but each proxy must be appointed to exercise rights attached to a different share or shares held by such shareholder. Relevant intermediary includes corporations holding licenses in providing nominee and custodial services and Central Provident Fund ("CPF") Board which purchase shares on behalf of CPF investors. In order to have a valid registration of proxy, the proxy forms must be sent in advance to the place(s) as specified in the notice of the general meetings at least 72 hours before the time set for the general meetings. Voting in absentia and by electronic mail may only be possible following careful study to ensure that the integrity of the information and authentication of the identity of shareholder through the web or other means are not compromised.

Provision 11.5: The company publishes minutes of general meetings of shareholders on its corporate website as soon as practicable. The minutes record substantial and relevant comments or queries from shareholders relating to the agenda of the general meeting, and responses from the Board and Management.

The minutes of general meetings, which include substantial comments or queries from shareholders and responses from the Board will be made available to shareholders on the Company's website at the URL <https://natcool.com> and SGXNet within a month from the general meeting.

Provision 11.6: The company has a dividend policy and communicates it to shareholders.

The Company does not have a fixed dividend policy. Nonetheless, Management will review, inter alia, the Group's performance in the relevant financial period, projected capital needs and working capital requirements and make appropriate recommendations to the Board on dividend declaration. Having reviewed the Group's FY2022 financial performance, no dividend has been declared or recommended for FY2022 as the Group wishes to conserve its cash for business use. Any dividend payouts are clearly communicated to shareholders in public announcements and via announcements on SGXNet when the Company discloses its financial results.

No dividend has been declared for FY2022 (FY2021: 0.14 Singapore cent per ordinary share). The total dividend payable amounted to S\$0.35 million for FY2021.

Principle 12: Engagement with shareholders

The Company communicates regularly with its shareholders and facilitates the participation of shareholders during general meetings and other dialogues to allow shareholders to communicate their views on various matters affecting the Company.

Provision 12.1: The company provides avenues for communication between the Board and all shareholders, and discloses in its annual report the steps taken to solicit and understand the views of shareholders.

The Company currently does not have an investor relations policy but considers advice from its continuing sponsor, corporate lawyers and professionals on appropriate disclosure requirements before announcing material information to shareholders. The Company will consider the appointment of a professional investor relations officer to manage the function should the need arises.

The Company does not practice selective disclosure of information. In line with the Company's continuous disclosure obligations pursuant to the Catalist Rules and the Companies Act 1967, the Board adopts the policy that all shareholders should be equally and timely informed of all major developments that impact the Group.

CORPORATE GOVERNANCE REPORT

Information will first be disseminated to the shareholders through SGXNet and where relevant, followed by press release(s) and the uploading to the Company's website. The Company will also make announcements from time to time to update investors and shareholders on developments that are of interest to them. Such announcements include the annual reports that are prepared and released within the mandatory period and half-year and full-year financial statements containing a summary of the financial information and affairs of the Group, material transactions, and other developments relating to the Group requiring disclosure under the corporate disclosure policy of the SGX-ST. The Company strives to supply shareholders with reliable and timely information to strengthen the relationship with its shareholders based on trust and accessibility.

General meetings are the principal forum for dialogue with shareholders and shareholders are encouraged to participate in such meetings. During these meetings, shareholders are able to engage with the Board and the Management in discussions on the Group's business activities, financial performance and other business-related matters.

Provision 12.2: The company has in place an investor relations policy which allows for an ongoing exchange of views so as to actively engage and promote regular, effective and fair communication with shareholders.

Provision 12.3: The company's investor relations policy sets out the mechanism through which shareholders may contact the company with questions and through which the company may respond to such questions.

The Company has an internal investor relations function to facilitate the communications with the stakeholders on a regular basis, attend to their queries or concerns as well as to keep the investors apprised of the Group's corporate developments and financial performance.

To enable the stakeholders to contact the Company easily, the contact details of the investor relations function have been set out at page 18 of this Annual Report as well as on the Company's website. The Company has put in place procedures to respond to investors' queries.

The Company has in place an investor relations policy which outlines the processes and practices that the Company adopts to ensure effective communication of information to shareholders and the investment community, in a timely manner. All disclosures of materials information are submitted to SGX-ST through SGXNet, and are made available on the Company's website at the URL <https://natcool.com>.

The policy is subject to regular review by the Board and senior management to ensure its effectiveness. Updates and amendments (as appropriate) will be made to reflect current best practices in our communication with shareholders and the investment community.

Principle 13: Managing stakeholders relationships and engagement with stakeholders

The Board adopts an inclusive approach by considering and balancing the needs and interests of material stakeholders, as part of its overall responsibilities to ensure that the best interests of the Company are served.

Provision 13.1: The company has arrangements in place to identify and engage with its material stakeholder groups and to manage its relationships with such groups.

Provision 13.2: The company discloses in its annual report its strategy and key areas of focus in relation to the management of stakeholder relationships during the reporting period.

Since 2017, the Company has established a sustainability framework to outline how its contribution to global sustainability challenges will drive its future success. Our engagement with material stakeholder groups, including key areas of focus and engagement channels, are disclosed in the "Sustainability Report" section of this Annual Report. The Group's Sustainability Report is prepared with reference to the Global Reporting Initiative ("GRI") Standards as it provides an extensive framework that is widely accepted as a global standard for sustainability reporting and is also aligned with the requirements of Rule 711B and Practice Notice 7F of the SGX-ST Listing Manual Section B: Rules of Catalyst. We have also referenced the United Nations Sustainable Development Goals and explained how we contribute to them. The Sustainability Report also takes into account the inclusion of the recommendations of the Task Force on Climate-related Financial Disclosures ("TCFD"), and will continually review the Group's sustainable business strategy to improve the stewardship and reporting format. We see sustainability as an active value driver where new opportunities could be gained, in addition to managing economic, environmental, social and governance risks as a necessary license to operate.

CORPORATE GOVERNANCE REPORT

Through the materiality assessment process, the Company identifies their key stakeholders who have direct influence on the business and operations. Our engagement with material stakeholder groups, including key issues and engagement platforms, are disclosed in this Annual Report.

The Company sizes opportunities to engage our stakeholders and welcomes feedback on our Sustainability Report. The Sustainability Reporting Committee can be contacted via email at report.sr@natcool.com.

Provision 13.3: The company maintains a current corporate website to communicate and engage with stakeholders.

Stakeholders who wish to know more about the Group and our business, governance practices can visit SGXNet and our Company website at the URL <https://natcool.com>. Our Company website serves as an important resource for investors and all stakeholders. It includes an investor relations section containing the Company's financial highlights, Annual Report, corporate announcements, data protection policy and whistle-blowing policy.

OTHER CORPORATE GOVERNANCE MATTERS

Appointment of Auditors (Rules 712 and 716 of the Catalyst Rules)

The Company confirms its compliance with Rules 712 and 716 of the Catalyst Rules. As required by Rule 716 of the Catalyst Rules, the ARC and the Board have satisfied themselves that the appointment of different auditors for its subsidiaries would not compromise the standard and effectiveness of the audit of the Group.

Dealing in Securities (Rule 1204(19) of the Catalyst Rules)

The Company has adopted an internal policy which prohibits the Directors and officers of the Company from dealing in the securities of the Company while in possession of price-sensitive information.

The Company, its Directors and officers are also discouraged from dealing in the Company's securities on short-term considerations and are prohibited from dealing in the Company's securities during the period beginning one month before the announcement of the Company's half-year and full-year financial statements respectively, and ending on the date of the announcements of the financial results via SGXNet. They are also advised to be mindful of the laws on insider-trading at all times.

Interested Person Transactions ("IPT") (Rule 1204(17) of the Catalyst Rules)

The Company has established procedures to ensure that all transactions with interested party(ies) are reported on a timely manner to the ARC and Board and the transactions are carried out on normal commercial terms and will not be prejudicial to the interest of the Company and its minority shareholders.

All IPT, if any, are reported to and monitored by the finance department, and reviewed by the ARC. Each Director must promptly disclose conflicts of interest, whether direct or indirect, in relation to any transaction or proposed transaction with the Company as soon as is practicable after the relevant facts have come to his/her knowledge, and recuse himself/herself when the conflict-related matter is discussed unless the Board is of the opinion that his/her presence and participation is necessary to enhance the efficacy of such discussions, and abstain from voting in relation to conflict-related matters. On an annual basis, each Director and key management personnel are also required to submit details of his/her associates for the purpose of monitoring IPT.

The Company confirms that there are no IPTs of S\$100,000 or more entered into for FY2022.

Material Contracts (Rule 1204(8) of the Catalyst Rules)

There were no material contracts entered into by the Group involving the interest of the Group CEO, Directors or controlling shareholder(s), which are either still subsisting at the end of FY2022, if not then subsisting, entered into since the end of the previous financial year.

Non-Sponsor Fees (Rule 1204(21) of the Catalyst Rules)

No non-sponsor fees were paid/payable to the Company's sponsor, PrimePartners Corporate Finance Pte. Ltd. for FY2022.

CORPORATE GOVERNANCE REPORT

Additional information on Directors seeking re-election pursuant to Rule 720(5) of the Catalyst Rules

Ms Lau Lee Hua, Mr Tsng Joo Peng and Mr Tran Phuoc (Lucas Tran) are the Directors seeking re-election at the forthcoming AGM of the Company to be convened on 27 April 2023 under Ordinary Resolutions 2, 3 and 4 as set out in the Notice of AGM dated 12 April 2023 (collectively the "Retiring Directors").

Pursuant to Rule 720(5) of the Catalyst Rules of the SGX-ST, the information relating to the Retiring Directors as set out in Appendix 7F to the Catalyst Rules of the SGX-ST is set out below:

Name of Director	Tran Phuoc (Lucas Tran)	Lau Lee Hua	Tsng Joo Peng
Date of Appointment	11 November 2022	08 February 2017	01 August 2005
Date of Last Re-Appointment	Not applicable	28 April 2020	28 April 2021
Age	58	57	56
Country of principal residence	Singapore	Singapore	Singapore
The Board's comments on this appointment (including rationale, selection criteria, and the search and nomination process)	The Board, having considered the recommendation of the NC and having assessed the qualifications and working experience of Tran Phuoc (Lucas Tran) (" Mr Tran "), is of the view that Mr Tran possesses the requisite qualifications and experience to assume the position as an Independent Non-Executive Director of the Company.	The Board, having considered the recommendation of the NC and having assessed the qualifications and working experience of Lau Lee Hua (" Ms Lau "), is of the view that Ms Lau possesses the requisite qualifications and experience to assume the position as an Independent Non-Executive Director of the Company.	The Board, having considered the recommendation of the NC and having assessed the leadership in the Group and working experience of Tsng Joo Peng (" Mr Tsng "), is of the view that Mr Tsng possesses the requisite qualifications and experience to assume the position as an Executive Director of the Company.
Whether appointment is executive, and if so, the area of responsibility	Non-Executive	Non-Executive	Executive As Executive Director, Mr Tsng is responsible for running the daily operations of the Group's business, as well as his Group CEO duties, which includes overseeing strategic planning, overall business expansion and management of the Group.
Job Title (e.g. Lead ID, ARC Chairman, ARC Member and etc.)	Independent Non-Executive Director Audit and Risk Committee Member Nominating Committee Member Remuneration Committee Member	Independent Non-Executive Director Audit and Risk Committee Chairman Nominating Committee Member Remuneration Committee Member	Executive Director and Group CEO

CORPORATE GOVERNANCE REPORT

Name of Director	Tran Phuoc (Lucas Tran)	Lau Lee Hua	Tsng Joo Peng
Professional qualification	<ul style="list-style-type: none"> (1) Bachelor of Commerce Degree, University of New South Wales, Australia (2) Member, Institute of Singapore Chartered Accountants (3) Member, Singapore Institute of Directors 	<ul style="list-style-type: none"> 1) Member, Institute of Singapore Chartered Accountants 2) Member, Association of Chartered Certified Accountants 	Not applicable.
Working experience and occupation(s) during the past 10 years	<ul style="list-style-type: none"> (1) May 2021 to Present – Partner of WLT Assurance LLP (2) January 2021 to June 2021 – Partner of RSM Chio Lim LLP (3) September 2001 to September 2020 – Partner of KPMG LLP 	<ul style="list-style-type: none"> (1) December 1995 – Present – Managing Partner of Lau Lee Hua & Co (2) September 2013 – September 2017 – Honorary Treasurer of Movement for the Intellectually Disabled of Singapore (3) December 2016 – March 2018 – Independent Non-Executive Director of Gayling Holdings Limited (4) September 2017 – September 2019 – Honorary Auditor of Movement for the Intellectually Disabled of Singapore (5) December 2018 – March 2021 – Partner of Wong, Lee & Associates LLP 	Since 2005 to present – Co-Founder, Executive Director and Group CEO (since 2013) of Natural Cool Holdings Limited and its subsidiaries
Shareholding interest in the listed issuer and its subsidiaries	No	No	Yes
Shareholding details	Nil	Nil	17,348,426 ordinary shares (direct interests)

CORPORATE GOVERNANCE REPORT

Name of Director	Tran Phuoc (Lucas Tran)	Lau Lee Hua	Tsng Joo Peng
Any relationship (including immediate family relationships) with any existing director, existing executive officer, the issuer and/or substantial shareholder of the listed issuer or of any of its principal subsidiaries	Nil	Nil	Nil
Conflict of interest (including any competing business)	Nil	Nil	Nil
Undertaking (in the format set out in Appendix 7H) under Rule 720(1) has been submitted to the listed issuer	Yes	Yes	Yes
Other Principal Commitments Including Directorships Past (for the last 5 years)	Director of: (1) Wellsley Pte. Ltd. Partner of: (2) RSM Chio Lim LLP (3) KPMG LLP	Partner of Wong, Lee & Associates LLP	Director of: (1) Natural Cool Investments Pte. Ltd. (2) NC Precision Pte. Ltd. (3) Cougar Paint Industries Sdn. Bhd.
Other Principal Commitments Including Directorships Present	Director of: (1) Pick Network Pte. Ltd. (2) Seviora Holdings Pte. Ltd. (3) Kim Heng Ltd. Partner of: (1) WLT Assurance LLP	Partner of Lau Lee Hua & Co.	Director of: (1) Natural Cool Airconditioning & Engineering Pte Ltd (2) Lifestyle Guru Pte. Ltd. (3) Cougar Paint Pte. Ltd. (4) Loh & Sons Paint Co (S) Pte Ltd (5) NC (Singapore) Pte. Ltd. (6) Natural Cool Asia Pte. Ltd. (7) JAD Solutions Pte. Ltd. (8) Natural Cool Aircon Distribution Sdn. Bhd. (9) Nam Fang Co Pte Ltd.
(a) Whether at any time during the last 10 years, an application or a petition under any bankruptcy law of any jurisdiction was filed against him or against a partnership of which he was a partner at the time when he was a partner or at any time within 2 years from the date he ceased to be a partner?	No	No	No

CORPORATE GOVERNANCE REPORT

Name of Director	Tran Phuoc (Lucas Tran)	Lau Lee Hua	Tsng Joo Peng
<p>(b) Whether at any time during the last 10 years, an application or a petition under any law of any jurisdiction was filed against an entity (not being a partnership) of which he was a director or an equivalent person or a key executive, at the time when he was a director or an equivalent person or a key executive of that entity or at any time within 2 years from the date he ceased to be a director or an equivalent person or a key executive of that entity, for the winding up or dissolution of that entity or, where that entity is the trustee of a business trust, that business trust, on the ground of insolvency? If yes, please provide full details.</p>	No	No	No
<p>(c) Whether there is any unsatisfied judgement against him?</p>	No	No	No
<p>(d) Whether he has ever been convicted of any offence, in Singapore or elsewhere, involving fraud or dishonesty which is punishable with imprisonment, or has been the subject of any criminal proceedings (including any pending criminal proceedings of which he is aware) for such purpose?</p>	No	No	No

CORPORATE GOVERNANCE REPORT

Name of Director	Tran Phuoc (Lucas Tran)	Lau Lee Hua	Tsng Joo Peng
(e) Whether he has ever been convicted of any offence, in Singapore or elsewhere, involving a breach of any law or regulatory requirement that relates to the securities or futures industry in Singapore or elsewhere, or has been the subject of any criminal proceedings (including any pending criminal proceedings of which he is aware) for such breach?	No	No	No
(f) Whether at any time during the last 10 years, judgement has been entered against him in any civil proceedings in Singapore or elsewhere involving a breach of any law or regulatory requirement that relates to the securities or futures industry in Singapore or elsewhere, or a finding of fraud, misrepresentation or dishonesty on his part, or he has been the subject of any civil proceedings (including any pending civil proceedings of which he is aware) involving an allegation of fraud, misrepresentation or dishonesty on his part?	No	No	No
(g) Whether he has ever been convicted in Singapore or elsewhere of any offence in connection with the formation or management of any entity or business trust?	No	No	No

CORPORATE GOVERNANCE REPORT

Name of Director	Tran Phuoc (Lucas Tran)	Lau Lee Hua	Tsng Joo Peng
(h) Whether he has ever been disqualified from acting as a director or an equivalent person of any entity (including the trustee of a business trust), or from taking part directly or indirectly in the management of any entity or business trust?	No	No	No
(i) Whether he has ever been the subject of any order, judgement or ruling of any court, tribunal or governmental body, permanently or temporarily enjoining him from engaging in any type of business practice or activity?	No	No	No
(j) Whether he has ever, to his knowledge, been concerned with the management or conduct, in Singapore or elsewhere, of the affairs of:			
(i) any corporation which has been investigated for a breach of any law or regulatory requirement governing corporations in Singapore or elsewhere; or	No	No	No
(ii) any entity (not being a corporation) which has been investigated for a breach of any law of regulatory requirement governing such entities in Singapore or elsewhere; or	No	No	No
(iii) any business trust which has been investigated for a breach of any law or regulatory requirement governing business trusts in Singapore or elsewhere; or	No	No	No

CORPORATE GOVERNANCE REPORT

Name of Director	Tran Phuoc (Lucas Tran)	Lau Lee Hua	Tsng Joo Peng
(iv) any entity or business trust which has been investigated for a breach of any law or regulatory requirement that relates to the securities or futures industry in Singapore or elsewhere, in connection with any matter occurring or arising during that period when he was so concerned with the entity or business trust?	No	No	No
(k) Whether he has been the subject of any current or past investigation or disciplinary proceedings, or has been reprimanded or issued any warning, by the Monetary Authority of Singapore or any other regulatory authority, exchange, professional body or government agency, whether in Singapore or elsewhere?	No	No	No
Disclosure applicable to appointment of Director only			
Any prior experience as a director of an issuer listed on the Exchange? If yes, please provide details of prior experience. If no, please state if the director has attended or will be attending training on the roles and responsibilities of a director of a listed issuer as prescribed by the Exchange. Please provide details of relevant experience and the nominating committee's reasons for not requiring the director to undergo training as prescribed by the Exchange (if applicable).	Not applicable – Disclosure applicable to the appointment of director only.	Not applicable – Disclosure applicable to the appointment of director only.	Not applicable – Disclosure applicable to the appointment of director only.

DIRECTORS' STATEMENT

We are pleased to submit this Annual Report to the members of the Company together with the audited financial statements for the financial year ended 31 December 2022.

In our opinion:

- (a) the financial statements set out on pages 75 to 142 are drawn up so as to give a true and fair view of the financial position of the Group and of the Company as at 31 December 2022 and the financial performance, changes in equity and cash flows of the Group for the year ended on that date in accordance with the provisions of the Companies Act 1967, Singapore Financial Reporting Standards (International) and International Financial Reporting Standards; and
- (b) at the date of this statement, there are reasonable grounds to believe that the Company will be able to pay its debts as and when they fall due.

The Board of Directors has, on the date of this statement, authorised these financial statements for issue.

Directors

The Directors in office at the date of this statement are as follows:

Goh Teck Sia	Independent Non-Executive Director and Chairman
Tsng Joo Peng	Executive Director and Group Chief Executive Officer
Choy Bing Choong	Executive Director and Group Chief Operating Officer
Lau Lee Hua	Independent Non-Executive Director
Tan Siew Bin Ronnie	Independent Non-Executive Director
Tran Phuoc (Lucas Tran)	Independent Non-Executive Director (Appointed on 11 November 2022)

Directors' interests

According to the register kept by the Company for the purposes of Section 164 of the Companies Act 1967, particulars of interests of Directors who held office at the beginning of the financial year, or date of appointment if later, or at the end of the financial year (including those held by their spouses and children) in shares, debentures, warrants or share options in the Company and in related corporations (other than wholly-owned subsidiaries) are as follows:

Name of Director and corporation in which interests are held	Holdings at beginning of the year or at the date of appointment	Holdings at end of the year
The Company		
<u>Ordinary shares</u>		
Tsng Joo Peng – interest held	17,348,426	17,348,426

Except as disclosed in this statement, no Director who held office at the end of the financial year had interests in shares, debentures, warrants or share options of the Company, or of related corporations, either at the beginning of the financial year, or date of appointment if later, or at the end of the financial year.

There were no changes in any of the above-mentioned interests in the Company between the end of the financial year and 21 January 2023.

Neither at the end of, nor at any time during the financial year, was the Company a party to any arrangement whose objects are, or one of whose objects is, to enable the Directors of the Company to acquire benefits by means of the acquisition of shares in or debentures of the Company or any other body corporate.

DIRECTORS' STATEMENT

Share options

During the financial year, there were:

- (i) no options granted by the Company or its subsidiaries to any person to take up unissued shares in the Company or its subsidiaries; and
- (ii) no shares issued by virtue of any exercise of option to take up unissued shares of the Company or its subsidiaries.

As at the end of the financial year, there were no unissued shares of the Company or its subsidiaries under option.

Audit and Risk Committee

The members of the Audit and Risk Committee during the year and at the date of this statement are:

- Lau Lee Hua (Chairman), Independent Non-Executive Director
- Goh Teck Sia, Independent Non-Executive Director
- Tan Siew Bin Ronnie Tan Siew Bin, Independent Non-Executive Director
- Tran Phuoc (Lucas Tran), Independent Non-Executive Director

The Audit and Risk Committee performs the functions specified in Section 201B of the Companies Act 1967 (the "**Act**"), the SGX-ST Listing Manual Section B: Rules of Catalist (SGX Listing Manual) and the Code of Corporate Governance.

The Audit and Risk Committee has held two meetings since the last Directors' statement. In performing its functions, the Audit and Risk Committee met with the Company's external and internal auditors to discuss the scope of their work, the results of their examination and evaluation of the Company's internal accounting control system.

The Audit and Risk Committee also reviewed the following:

- assistance provided by the Company's officers to the internal and external auditors;
- half-yearly financial information and annual financial statements of the Group and the Company prior to their submission to the Directors of the Company for adoption; and
- interested person transactions (as defined in Chapter 9 of the SGX Listing Manual).

The Audit and Risk Committee has full access to management and is given the resources required for it to discharge its functions. It has full authority and the discretion to invite any Director or executive officer to attend its meetings. The Audit and Risk Committee also recommends the appointment of the external auditors and reviews the level of audit and non-audit fees.

The Audit and Risk Committee is satisfied with the independence and objectivity of the external auditors and has recommended to the Board of Directors that the auditors, KPMG LLP, be nominated for re-appointment as auditors at the forthcoming Annual General Meeting of the Company.

In appointing our auditors for the Company and subsidiaries, we have complied with Rules 712 and 716 of the SGX Listing Manual.

DIRECTORS' STATEMENT

Auditors

The auditors, KPMG LLP, have indicated their willingness to accept re-appointment.

On behalf of the Board of Directors

Tsng Joo Peng
Director

Choy Bing Choong
Director

12 April 2023

INDEPENDENT AUDITOR'S REPORT

MEMBERS OF THE COMPANY
NATURAL COOL HOLDINGS LIMITED

Report on the audit of the financial statements

Opinion

We have audited the financial statements of Natural Cool Holdings Limited (the "**Company**") and its subsidiaries (the "**Group**"), which comprise the consolidated statement of financial position of the Group and the statement of financial position of the Company as at 31 December 2022, the consolidated income statement, consolidated statement of comprehensive income, consolidated statement of changes in equity and consolidated statement of cash flows of the Group for the year then ended, and notes to the financial statements, including a summary of significant accounting policies, as set out on pages 75 to 142.

In our opinion, the accompanying consolidated financial statements of the Group and the statement of financial position of the Company are properly drawn up in accordance with the provisions of the Companies Act 1967, Singapore Financial Reporting Standards (International) ("**SFRS(I)s**") and International Financial Reporting Standards ("**IFRSs**") so as to give a true and fair view of the consolidated financial position of the Group and the financial position of the Company as at 31 December 2022 and of the consolidated financial performance, consolidated changes in equity and consolidated cash flows of the Group for the year ended on that date.

Basis for opinion

We conducted our audit in accordance with Singapore Standards on Auditing ("**SSAs**"). Our responsibilities under those standards are further described in the '*Auditors' responsibilities for the audit of the financial statements*' section of our report. We are independent of the Company in accordance with the Accounting and Corporate Regulatory Authority *Code of Professional Conduct and Ethics for Public Accountants and Accounting Entities* ("**ACRA Code**") together with the ethical requirements that are relevant to our audit of the financial statements in Singapore, and we have fulfilled our other ethical responsibilities in accordance with these requirements and the ACRA Code. We believe that the audit evidence we have obtained is sufficient and appropriate to provide a basis for our opinion.

Key audit matters

Key audit matters are those matters that, in our professional judgement, were of most significance in our audit of the financial statements of the current period. These matters were addressed in the context of our audit of the financial statements as a whole, and in forming our opinion thereon, and we do not provide a separate opinion on these matters.

INDEPENDENT AUDITOR'S REPORT

MEMBERS OF THE COMPANY
NATURAL COOL HOLDINGS LIMITED

Valuation of non-financial assets (Refer to Notes 4, 5, 6 and 7 to the financial statements)	
<i>The key audit matter</i>	<i>How the matter was addressed in our audit</i>
<p>As at 31 December 2022, the Group's market capitalisation was below the carrying amount of its net assets. This is an indication that certain non-financial assets of the Group may be impaired. In addition, the Group performs mandatory impairment assessment on the cash generating units ("CGUs"), namely Aircon and Engineering CGU and Technology CGU, carrying goodwill.</p> <p>The Group performed impairment assessment of its non-financial assets by estimating the recoverable amounts of its CGUs. The recoverable amount of a CGU is determined based on the higher of the CGU's fair value less cost of disposal and its value in use.</p> <p>In relation to value in use, forecasting future cash flows is a judgemental process which involves making assumptions relating to estimates on revenue growth and the discount rates.</p> <p>Management identified impairment indicators in relation to Food & Beverages ("F&B") CGU as a result of continued losses incurred by the CGU.</p> <p>Management applies fair value less costs of disposal to determine the recoverable amount of the F&B CGUs, given that the value in use is lower than the fair value less cost of disposal. With respect to plant and equipment, the external valuers considered the recent quotes from the market and incorporated relevant adjustments to derive the fair values for the plant and equipment on a comparable basis.</p> <p>Based on Management's assessment, the recoverable amounts of certain plant and equipment in relation to the CGUs are below its carrying amount. As a result, the Group recognised total impairment losses of \$960,000 on the non-financial assets for the CGUs.</p> <p>The recoverable amounts of the Company's investment in subsidiary in relation to the F&B CGUs is below the carrying amount. Consequently, the Company recognised an allowance for impairment loss of \$780,000 for the CGUs.</p>	<p>We evaluated the appropriateness of CGUs identified by Management based on our understanding of the current business of the Group and the Company.</p> <p>We obtained an understanding and performed walk through over the impairment assessment process.</p> <p>On value in use projections, we performed the following:</p> <ul style="list-style-type: none"> – Assessed Management's process of setting budgets on which the cash flow forecasts are based. – Challenged key assumptions used in the cash flow projections including, revenue growth and the discount rates by comparing them against historical performance, external market reports and industry forecasts. This includes making enquiries with Management about their business strategies and plan on revenue growth and profitability. – Independently derived applicable discount rates from comparable companies and compared with those used by Management. – Performed sensitivity analysis, focusing on plausible change in the key assumptions or discount rates, and analysed the impact to the carrying amount. <p>We assessed the appropriateness of the valuation methodologies, sighted to the recent quotations from suppliers and challenged the basis of those adjustments made by the valuers.</p> <p>We considered the adequacy and appropriateness of disclosures in the financial statements.</p>
<i>Our findings</i>	
<p>We found the identification of the CGUs and assessment for impairment indicators to be appropriate.</p> <p>The underlying adjustments and assumptions used to determine the value in use of the Aircon and Engineering and the Technology CGUs were within a reasonable range of outcomes.</p> <p>The bases used to determine the fair value less costs of disposal of certain plant and equipment of the F&B CGUs were appropriate and were within acceptable range of estimates.</p> <p>We found the Group's disclosure in notes to the financial statements to be appropriate.</p>	

INDEPENDENT AUDITOR'S REPORT

MEMBERS OF THE COMPANY
NATURAL COOL HOLDINGS LIMITED

Revenue recognition (Refer to Note 22 to the financial statements)	
<i>The key audit matter</i>	<i>How the matter was addressed in our audit</i>
<p>The Group has bundled contracts in the Technology segment for which the allocation of the contract value to the performance obligations in the contract require judgement.</p> <p>In determining the contract value of the respective performance obligations, the Group used the expected cost-plus margin approach for those performance obligations which the Group had previously sold on a stand-alone basis and the residual approach for a performance obligation which has no established price for the service.</p> <p>The Group has service and installation contracts where revenue is recognised by reference to the stage of completion of the contracts. The stage of completion is determined using cost-to-cost method (ie actual costs incurred over estimated total cost to complete).</p> <p>Both the determination of the percentage of completion and the amount of profit to be recognised in the income statement involve judgement and are subject to estimation uncertainties. Such estimates include budgeted total costs (labour, materials and overheads).</p>	<p>We assessed whether the Group's revenue recognition for bundled contracts and long-term contracts complied with SFRS (I) 15 <i>Revenue from Contracts with Customers</i> and tested the implementation of those policies.</p> <p>Our procedures included:</p> <ul style="list-style-type: none"> • Reviewed samples of bundled contracts, and assessed appropriateness of performance obligations identified by Management, the appropriateness of the basis of allocation of contract value to the respective performance obligations identified within the contracts. • Tested the controls designed and applied by the Group over the preparation and authorisation of budgeted costs, materials and overhead costs for the contracts. • Assessed the reliability of Management's estimation of the budgeted costs and expected margins by comparing a sample of final outcomes of the contracts completed during the year to previous estimates of costs and margins for those contracts. • Checked the accuracy of revenue recognised for these projects.
<p><i>Our findings</i></p> <p>We found the bases for the identification of the performance obligations and allocation of the contract value to respective performance obligations, and the determination of the percentage of completion of contracts to be appropriate.</p>	

INDEPENDENT AUDITOR'S REPORT

MEMBERS OF THE COMPANY
NATURAL COOL HOLDINGS LIMITED

Other information

Management is responsible for the other information contained in the Annual Report. Other information is defined as all information in the Annual Report other than the financial statements and our auditor's report thereon.

We have obtained all other information prior to the date of this auditor's report.

Our opinion on the financial statements does not cover the other information and we do not express any form of assurance conclusion thereon.

In connection with our audit of the financial statements, our responsibility is to read the other information and, in doing so, consider whether the other information is materially inconsistent with the financial statements or our knowledge obtained in the audit, or otherwise appears to be materially misstated. If, based on the work we have performed, we conclude that there is a material misstatement of this other information, we are required to report that fact. We have nothing to report in this regard.

Responsibilities of Management and Directors for the financial statements

Management is responsible for the preparation of financial statements that give a true and fair view in accordance with the provisions of the Act and SFRS(I)s and IFRSs, and for devising and maintaining a system of internal accounting controls sufficient to provide a reasonable assurance that assets are safeguarded against loss from unauthorised use or disposition; and transactions are properly authorised and that they are recorded as necessary to permit the preparation of true and fair financial statements and to maintain accountability of assets.

In preparing the financial statements, Management is responsible for assessing the Group's ability to continue as a going concern, disclosing, as applicable, matters related to going concern and using the going concern basis of accounting unless Management either intends to liquidate the Group or to cease operations, or has no realistic alternative but to do so.

The Directors' responsibilities include overseeing the Group's financial reporting process.

Auditor's responsibilities for the audit of the financial statements

Our objectives are to obtain reasonable assurance about whether the financial statements as a whole are free from material misstatement, whether due to fraud or error, and to issue an auditor's report that includes our opinion. Reasonable assurance is a high level of assurance, but is not a guarantee that an audit conducted in accordance with SSAs will always detect a material misstatement when it exists. Misstatements can arise from fraud or error and are considered material if, individually or in the aggregate, they could reasonably be expected to influence the economic decisions of users taken on the basis of these financial statements.

As part of an audit in accordance with SSAs, we exercise professional judgement and maintain professional scepticism throughout the audit. We also:

- Identify and assess the risks of material misstatement of the financial statements, whether due to fraud or error, design and perform audit procedures responsive to those risks, and obtain audit evidence that is sufficient and appropriate to provide a basis for our opinion. The risk of not detecting a material misstatement resulting from fraud is higher than for one resulting from error, as fraud may involve collusion, forgery, intentional omissions, misrepresentations, or the override of internal controls.
- Obtain an understanding of internal controls relevant to the audit in order to design audit procedures that are appropriate in the circumstances, but not for the purpose of expressing an opinion on the effectiveness of the Group's internal controls.
- Evaluate the appropriateness of accounting policies used and the reasonableness of accounting estimates and related disclosures made by Management.

INDEPENDENT AUDITOR'S REPORT

MEMBERS OF THE COMPANY
NATURAL COOL HOLDINGS LIMITED

- Conclude on the appropriateness of Management's use of the going concern basis of accounting and, based on the audit evidence obtained, whether a material uncertainty exists related to events or conditions that may cast significant doubt on the Group's ability to continue as a going concern. If we conclude that a material uncertainty exists, we are required to draw attention in our auditor's report to the related disclosures in the financial statements or, if such disclosures are inadequate, to modify our opinion. Our conclusions are based on the audit evidence obtained up to the date of our auditor's report. However, future events or conditions may cause the Group to cease to continue as a going concern.
- Evaluate the overall presentation, structure and content of the financial statements, including the disclosures, and whether the financial statements represent the underlying transactions and events in a manner that achieves fair presentation.
- Obtain sufficient appropriate audit evidence regarding the financial information of the entities or business activities within the Group to express an opinion on the consolidated financial statements. We are responsible for the direction, supervision and performance of the group audit. We remain solely responsible for our audit opinion.

We communicate with the Directors regarding, among other matters, the planned scope and timing of the audit and significant audit findings, including any significant deficiencies in internal control that we identify during our audit.

We also provide the Directors with a statement that we have complied with relevant ethical requirements regarding independence, and communicate with them all relationships and other matters that may reasonably be thought to bear on our independence, and where applicable, related safeguards.

From the matters communicated with the Directors, we determine those matters that were of most significance in the audit of the financial statements of the current period and are therefore the key audit matters. We describe these matters in our auditor's report unless the law or regulations preclude public disclosure about the matter or when, in extremely rare circumstances, we determine that a matter should not be communicated in our report because the adverse consequences of doing so would reasonably be expected to outweigh the public interest benefits of such communication.

Report on other legal and regulatory requirements

In our opinion, the accounting and other records required by the Act to be kept by the Company and by those subsidiary corporations incorporated in Singapore of which we are the auditors have been properly kept in accordance with the provisions of the Act.

The engagement partner on the audit resulting in this independent auditor's report is Ong Chai Yan.

KPMG LLP

*Public Accountants and
Chartered Accountants*

Singapore

12 April 2023

STATEMENTS OF FINANCIAL POSITION

AS AT 31 DECEMBER 2022

	Note	Group		Company	
		2022 \$'000	2021 \$'000	2022 \$'000	2021 \$'000
Assets					
Property, plant and equipment	4	38,567	54,449	6	11
Intangible assets and goodwill	5	5,522	2,429	288	251
Investment property	6	922	950	–	–
Subsidiaries	7	–	–	7,245	8,025
Other investments	9	74	–	74	–
Trade and other receivables	11	762	2,333	5,818	5,894
Non-current assets		45,847	60,161	13,431	14,181
Asset held for sale	8	644	–	–	–
Inventories	10	10,183	8,575	–	–
Contract assets	22	6,402	4,397	–	–
Trade and other receivables	11	21,800	19,701	1,354	1,387
Other investments	9	1,013	1,000	1,013	1,000
Cash and cash equivalents	12	8,169	11,625	113	703
Current assets		48,211	45,298	2,480	3,090
Total assets		94,058	105,459	15,911	17,271
Equity					
Share capital	13	36,412	36,412	36,412	36,412
Reserves	14	(3,015)	(3,029)	300	300
Accumulated losses		(18,134)	(19,170)	(33,697)	(31,372)
Equity attributable to owners of the Company		15,263	14,213	3,015	5,340
Non-controlling interests	15	264	(349)	–	–
Total equity		15,527	13,864	3,015	5,340
Liabilities					
Loans and borrowings	16	32,036	48,394	2,129	3,375
Deferred tax liabilities	17	420	324	–	–
Provision	19	140	580	–	–
Non-current liabilities		32,596	49,298	2,129	3,375
Loans and borrowings	16	10,019	11,006	1,248	1,223
Contract liabilities	22	9,312	11,766	–	–
Trade and other payables	18	26,096	19,327	9,519	7,333
Current tax liabilities		508	198	–	–
Current liabilities		45,935	42,297	10,767	8,556
Total liabilities		78,531	91,595	12,896	11,931
Total equity and liabilities		94,058	105,459	15,911	17,271

The accompanying notes form an integral part of these financial statements.

CONSOLIDATED INCOME STATEMENT

YEAR ENDED 31 DECEMBER 2022

		Group	
	Note	2022 \$'000	2021 \$'000
Revenue	22	149,650	147,953
Cost of sales		(124,141)	(127,362)
Gross profit		25,509	20,591
Other income	23	5,825	1,892
Distribution expenses		(2,752)	(2,890)
Administrative expenses		(23,208)	(18,384)
Impairment losses on trade receivables and contract assets, including bad debts written-off		(111)	(133)
Other expenses	24	(3,020)	(5,593)
Results from operating activities		2,243	(4,517)
Finance costs	25	(1,023)	(1,179)
Profit/(loss) before tax		1,220	(5,696)
Tax expense	26	(280)	(214)
Profit/(loss) for the year	27	940	(5,910)
Profit/(loss) attributable to:			
Owners of the Company		1,387	(5,663)
Non-controlling interests		(447)	(247)
Profit/(loss) for the year		940	(5,910)
Earnings/(losses) per share			
Basic and diluted earnings/(losses) per share (cents)	28	0.55	(2.26)

The accompanying notes form an integral part of these financial statements.

CONSOLIDATED STATEMENT OF COMPREHENSIVE INCOME

YEAR ENDED 31 DECEMBER 2022

	Group	
	2022	2021
	\$'000	\$'000
Profit/(loss) for the year	940	(5,910)
Other comprehensive income		
<i>Items that are or may be reclassified subsequently to profit or loss:</i>		
Foreign currency translation differences from translation of foreign operations	12	18
Other comprehensive income for the year	12	18
Total comprehensive income/(loss) for the year	952	(5,892)
Total comprehensive income/(loss) attributable to:		
Owners of the Company	1,401	(5,651)
Non-controlling interests	(449)	(241)
Total comprehensive income/(loss) for the year	952	(5,892)

The accompanying notes form an integral part of these financial statements.

CONSOLIDATED STATEMENT OF CHANGES IN EQUITY

YEAR ENDED 31 DECEMBER 2022

	Share capital \$'000	Capital reserve \$'000	Translation reserve \$'000	Accumulated losses \$'000	Total attributable to owners of the Company \$'000	Non-controlling interests \$'000	Total equity \$'000
Group							
At 1 January 2021	36,412	(3,078)	37	(13,131)	20,240	(288)	19,952
Total comprehensive loss for the year	-	-	-	(5,663)	(5,663)	(247)	(5,910)
Loss for the year							
Other comprehensive income							
Foreign currency translation differences from translation of foreign operations	-	-	12	-	12	6	18
Total comprehensive income/(loss) for the year	-	-	12	(5,663)	(5,651)	(241)	(5,892)
Transaction with owners, recognised directly in equity							
Dividend paid	-	-	-	(376)	(376)	-	(376)
Total transaction with owners	-	-	-	(376)	(376)	-	(376)
Changes in ownership interests in subsidiary							
Acquisition of subsidiary with non-controlling interests	-	-	-	-	-	180	180
Total changes in ownership interests in subsidiary	-	-	-	-	-	180	180
At 31 December 2021	36,412	(3,078)	49	(19,170)	14,213	(349)	13,864

14

The accompanying notes form an integral part of these financial statements.

CONSOLIDATED STATEMENT OF CHANGES IN EQUITY

YEAR ENDED 31 DECEMBER 2022

Note	Share capital \$'000	Capital reserve \$'000	Translation reserve \$'000	Accumulated losses \$'000	Total attributable to owners of the Company \$'000	Non-controlling interests \$'000	Total equity \$'000
Group							
At 1 January 2022	36,412	(3,078)	49	(19,170)	14,213	(349)	13,864
Total comprehensive income/(loss) for the year							
Profit/(loss) for the year	-	-	-	1,387	1,387	(447)	940
Other comprehensive income							
Foreign currency translation differences from translation of foreign operations	-	-	14	-	14	(2)	12
Total comprehensive income/(loss) for the year							
Transaction with owners, recognised directly in equity	-	-	14	1,387	1,401	(449)	952
Dividend paid	-	-	-	(351)	(351)	-	(351)
Total transaction with owners							
Acquisition of subsidiary with non-controlling interests	-	-	-	(351)	(351)	-	(351)
Total changes in ownership interests in subsidiary							
Acquisition of subsidiary with non-controlling interests	-	-	-	-	-	1,062	1,062
Total changes in ownership interests in subsidiary							
At 31 December 2022	36,412	(3,078)	63	(18,134)	15,263	264	15,527

The accompanying notes form an integral part of these financial statements.

CONSOLIDATED STATEMENT OF CASH FLOWS

YEAR ENDED 31 DECEMBER 2022

	Group	
	2022 \$'000	2021 \$'000
Cash flows from operating activities		
Profit/(loss) for the year	940	(5,910)
Adjustments for:		
Amortisation of intangible assets	570	107
Change in fair value of financial asset at fair value through profit or loss ("FVTPL")	–	600
Depreciation of property, plant and equipment	5,672	7,726
Depreciation of investment property	28	–
Gain on disposal of property, plant and equipment	(275)	(162)
Gain on termination of lease	(3,974)	–
Impairment losses on goodwill	75	103
Impairment losses on trade receivables and contract assets, including bad debts written-off	111	133
Impairment losses on property, plant and equipment	885	4,565
Impairment of inventories	70	–
Interest expenses	1,023	1,179
Interest income	(1)	(3)
Loss on deconsolidation	1,171	–
Property, plant and equipment written-off	593	34
Tax expense	280	214
	7,168	8,586
Changes in:		
Inventories	(1,949)	(539)
Trade and other receivables	(4,382)	(2,049)
Contract assets	(2,005)	(247)
Trade and other payables	9,652	744
Contract liabilities	(2,481)	(912)
Cash generated from operations	6,003	5,583
Tax paid	(155)	(155)
Net cash from operating activities	5,848	5,428

The accompanying notes form an integral part of these financial statements.

CONSOLIDATED STATEMENT OF CASH FLOWS

YEAR ENDED 31 DECEMBER 2022

	Note	Group	
		2022 \$'000	2021 \$'000
Cash flows from investing activities			
Acquisition of subsidiaries, net of cash acquired	33	(2,813)	(316)
Interest received		1	3
Investment in other investments		(87)	(1,000)
Proceeds from disposal of property, plant and equipment		1,276	297
Purchase of intangible assets		(232)	(336)
Purchase of property, plant and equipment		(2,637)	(3,308)
Net cash used in investing activities		(4,492)	(4,660)
Cash flows from financing activities			
Dividend paid	14	(351)	(376)
Interest paid	16	(1,001)	(1,139)
Changes in bills payable	16	1,623	2,669
Payment of lease liabilities	16	(3,340)	(4,704)
Proceeds from borrowings	16	1,796	5,000
Repayment of borrowings	16	(3,618)	(1,362)
Net cash (used in)/from financing activities		(4,891)	88
Net (decrease)/increase in cash and cash equivalents		(3,535)	856
Cash and cash equivalents at beginning of year		11,625	10,744
Effect of foreign exchange fluctuations on cash held		79	25
Cash and cash equivalents at end of year	12	8,169	11,625

The accompanying notes form an integral part of these financial statements.

NOTES TO THE FINANCIAL STATEMENTS

YEAR ENDED 31 DECEMBER 2022

These notes form an integral part of the financial statements.

The financial statements were authorised for issue by the Board of Directors on 12 April 2023.

1 Domicile and activities

Natural Cool Holdings Limited (the "**Company**") is a company incorporated in Singapore. The address of the Company's registered office is 87 Defu Lane 10 #06-01, Singapore 539219.

The principal activity of the Company is that of an investment holding company. The principal activities of the subsidiaries are as follows:

- Aircon and Engineering: trading of air-conditioning units and spare parts, installation services for commercial air-conditioning systems and mechanical ventilation, plumbing and sanitary works and maintenance services;
- Investment: leasing of properties;
- Paint and Coatings: manufacturing, trading of paint and basic chemicals; and
- Food and Beverages ("**F&B**"): operator of restaurants and stalls, manufacture and wholesale of F&B products; and
- Technology: installation of building automated systems for remote monitoring.

The financial statements of the Group as at and for the year ended 31 December 2022 comprise the Company and its subsidiaries (together referred to as the "**Group**" and individually as "**Group entities**").

2 Basis of preparation

2.1 Statement of compliance

The financial statements have been prepared in accordance with Singapore Financial Reporting Standards (International) ("**SFRS(I)**") and International Financial Reporting Standards ("**IFRSs**"). The changes to significant accounting policies are described in Note 2.5.

All references to SFRS(I)s and IFRSs are subsequently referred to as SFRS(I)s in these financial statements unless otherwise specified.

2.2 Basis of measurement

The financial statements have been prepared on the historical cost basis except as otherwise described in accounting policies below.

2.3 Functional and presentation currency

These financial statements are presented in Singapore dollars, which is the Company's functional currency. All financial information presented in Singapore dollars have been rounded to the nearest thousand, unless otherwise stated.

2.4 Use of estimates and judgements

The preparation of the financial statements in conformity with SFRS(I) requires Management to make judgements, estimates and assumptions that affect the application of accounting policies and the reported amounts of assets, liabilities, income and expenses. Actual results may differ from these estimates.

Estimates and underlying assumptions are reviewed on an ongoing basis. Revisions to accounting estimates are recognised in the period in which the estimates are revised and in any future periods affected.

NOTES TO THE FINANCIAL STATEMENTS

YEAR ENDED 31 DECEMBER 2022

2.4 Use of estimates and judgements (Continued)

Information about assumptions and estimation uncertainties at the reporting date that have a significant risk of resulting in a material adjustment to the carrying amounts of assets and liabilities within the next financial year are included in the following notes:

- Notes 4 and 5 – impairment assessment of property, plant and equipment, intangible assets and goodwill: key assumptions underlying the recoverable amounts;
- Note 6 – determination of fair values of investment property;
- Note 7 – measurement of recoverable amounts of interests in subsidiaries;
- Note 20 – measurement of expected credit loss (“ECL”) allowance for trade receivables and contract assets: key assumptions in determining the weighted-average loss rate; and
- Note 22 – revenue recognition: estimate of total contract costs to complete and allocation of the contract value to the performance obligations.

Measurement of fair values

A number of the Group’s accounting policies and disclosures require the measurement of fair values, for both financial and non-financial assets and liabilities.

The Group has an established control framework with respect to the measurement of fair values. Management has overall responsibility for all significant fair value measurement, including Level 2 and Level 3 fair values, and reports directly to the Board of Directors.

Management regularly reviews significant unobservable inputs and valuation adjustments. If third party information, such as broker quotes or pricing services, is used to measure fair values, then Management assesses and documents the evidence obtained from the third parties to support the conclusion that such valuations meet the requirements of SFRS(I), including the level in the fair value hierarchy in which such valuations should be classified. Significant valuation issues are reported to the Board of Directors and Audit and Risk Committee.

When measuring the fair value of an asset or a liability, the Group uses market observable data as far as possible. Fair values are categorised into different levels in a fair value hierarchy based on the inputs used in the valuation techniques as follows:

- Level 1 : quoted prices (unadjusted) in active markets for identical assets or liabilities.
- Level 2 : inputs other than quoted prices included within Level 1 that are observable for the asset or liability, either directly (i.e. as prices) or indirectly (i.e. derived from prices).
- Level 3 : inputs for the asset or liability that are not based on observable market data (unobservable inputs).

If the inputs used to measure the fair value of an asset or a liability fall into different levels of the fair value hierarchy, then the fair value measurement is categorised in its entirety in the same level of the fair value hierarchy as the lowest level input that is significant to the entire measurement (with Level 3 being the lowest).

The Group recognises transfers between levels of fair value hierarchy as of the end of the reporting period during which the change has occurred.

Further information about the assumptions made in measuring fair values is included in Note 21 – Measurement of fair values.

NOTES TO THE FINANCIAL STATEMENTS

YEAR ENDED 31 DECEMBER 2022

2.5 Changes in accounting policies

(i) Accounting for inventories

On 1 January 2022, the Group changed its accounting policy with respect to the subsequent measurement of inventories from first-in-first-out to the weighted average principle. The Group believes that subsequent measurement using the weighted average principle provides more relevant information about the financial performance of the inventories and assists users to better understand the risks. This financial impact for the change in accounting policy is not material.

(ii) New standards and amendments

The Group has applied the following SFRS(I)s, amendments to and interpretations of SFRS(I) for the first time for the annual period beginning on 1 January 2022:

- Amendment to SFRS(I) 16: *Covid-19 Related Rent Concessions beyond 30 June 2021*
- Amendments to SFRS(I) 3: *Reference to the Conceptual Framework*
- Amendments to SFRS(I) 1-16: *Property, Plant and Equipment – Proceeds before Intended Use*
- Amendments to SFRS(I) 1-37: *Onerous Contracts – Cost of Fulfilling a Contract*
- Annual improvements to SFRS(I)s 2018-2020

The application of these amendments to standards and interpretations does not have a material effect on the financial statements.

3 Significant accounting policies

Except as disclosed in Note 2.5 above, the accounting policies set out below have been applied consistently to all periods presented in these financial statements, and have been applied consistently by Group entities.

3.1 Basis of consolidation

(i) Business combinations

The Group accounts for business combinations using the acquisition method when the acquired set of activities and assets meets the definition of a business and control is transferred to the Group (see Note ii). In determining whether a particular set of activities and assets is a business, the Group assesses whether the set of assets and activities acquired includes, at a minimum, an input and substantive process and whether the acquired set has the ability to produce outputs.

The Group has an option to apply a 'concentration test' that permits a simplified assessment of whether an acquired set of activities and assets is not a business. The optional concentration test is met if substantially all of the fair value of the gross assets acquired is concentrated in a single identifiable asset or group of similar identifiable assets.

The Group measures goodwill at the date of acquisition as:

- the consideration transferred (generally measured at fair value); plus
- the recognised amount of any non-controlling interests ("NCI") in the acquiree; plus
- if the business combination is achieved in stages, the fair value of the pre-existing equity interest in the acquiree,

over the net recognised amount (generally measured at fair value) of the identifiable assets acquired and liabilities assumed. Any goodwill that arises is tested annually for impairment.

When the excess is negative, a bargain purchase gain is recognised immediately in profit or loss.

NOTES TO THE FINANCIAL STATEMENTS

YEAR ENDED 31 DECEMBER 2022

3 Significant accounting policies (Continued)

3.1 Basis of consolidation (Continued)

(i) Business combinations (Continued)

The consideration transferred does not include amounts related to the settlement of pre-existing relationships. Such amounts are generally recognised in profit or loss.

Any contingent consideration payable is recognised at fair value at the date of acquisition and included in the consideration transferred. If the contingent consideration that meets the definition of a financial instrument is classified as equity, it is not remeasured and settlement is accounted for within equity. Otherwise, other contingent consideration is remeasured at fair value at each reporting date and subsequent changes to the fair value of the contingent consideration are recognised in profit or loss.

NCI that are present ownership interests and entitle their holders to a proportionate share of the acquiree's net assets in the event of liquidation are measured either at fair value or at the NCI's proportionate share of the recognised amounts of the acquiree's identifiable net assets, at the date of acquisition. The measurement basis taken is for each business combination. All other NCI are measured at acquisition-date fair value, unless another measurement basis is required by SFRS(I)s.

Costs related to the acquisition, other than those associated with the issue of debt or equity investments, that the Group incurs in connection with a business combination are expensed as incurred.

Changes in the Group's interest in a subsidiary that do not result in a loss of control are accounted for as equity transactions.

(ii) Subsidiaries

Subsidiaries are entities controlled by the Group. The Group controls an entity when it is exposed to, or has rights to, variable returns from its involvement with the entity and has the ability to affect those returns through its power over the entity. The financial statements of subsidiaries are included in the consolidated financial statements from the date that control commences until the date that control ceases.

The accounting policies of subsidiaries have been changed when necessary to align them with the policies adopted by the Group. Losses applicable to the NCI in a subsidiary are allocated to the NCI even if doing so causes the NCI to have a deficit balance.

(iii) Acquisitions from entities under common control

Business combinations arising from transfers of interests in entities that are under the control of the shareholder that controls the Group are accounted for as if the acquisition had occurred at the beginning of the earliest comparative year presented or, if later, at the date that common control was established; for this purpose comparatives are restated. The assets and liabilities acquired are recognised at the carrying amounts recognised previously in the consolidated financial statements of the Group's controlling shareholder. The components of equity of the acquired entities are added to the same components within Group equity and any gain/loss arising is recognised directly in equity.

(iv) Loss of control

When the Group loses control over a subsidiary, it derecognises the assets and liabilities of the subsidiary, and any related NCI and other components of equity. Any resulting gain or loss is recognised in other expense in profit or loss. Any interest retained in the former subsidiary is measured at fair value when control is lost.

NOTES TO THE FINANCIAL STATEMENTS

YEAR ENDED 31 DECEMBER 2022

3 Significant accounting policies (Continued)

3.1 Basis of consolidation (Continued)

(v) Transactions eliminated on consolidation

Intra-group balances and transactions, and any unrealised income and expenses arising from intra-group transactions, are eliminated in preparing the consolidated financial statements.

(vi) Subsidiaries in the separate financial statements

Investments in subsidiaries are stated in the Company's statement of financial position at cost less accumulated impairment losses.

3.2 Foreign currency

(i) Foreign currency transactions

Transactions in foreign currencies are translated to the respective functional currencies of Group entities at exchange rates at the dates of the transactions. Monetary assets and liabilities denominated in foreign currencies at the reporting date are translated to the functional currency at the exchange rate at that date. The foreign currency gain or loss on monetary items is the difference between amortised cost in the functional currency at the beginning of the year, adjusted for effective interest and payments during the year, and the amortised cost in foreign currency translated at the exchange rate at the end of the year.

Non-monetary assets and liabilities denominated in foreign currencies that are measured at fair value are translated to the functional currency at the exchange rate at the date that the fair value was determined. Non-monetary items in a foreign currency that are measured in terms of historical cost are translated using the exchange rate at the date of the transaction. Foreign currency differences arising on translation are recognised in profit or loss and presented within other expenses/income.

(ii) Foreign operations

The assets and liabilities of foreign operations, including goodwill and fair value adjustments arising on acquisition, are translated to Singapore dollars at exchange rates at the reporting date. The income and expenses of foreign operations are translated to Singapore dollars at exchange rates at the dates of the transactions.

Foreign currency differences are recognised in other comprehensive income ("**OCI**"), and presented in the foreign currency translation reserve ("**translation reserve**") in equity. However, if the foreign operation is a non-wholly-owned subsidiary, then the relevant proportionate share of the translation difference is allocated to the NCI. When a foreign operation is disposed of such that control, significant influence or joint control is lost, the cumulative amount in the translation reserve related to that foreign operation is reclassified to profit or loss as part of the gain or loss on disposal. When the Group disposes of only part of its interest in a subsidiary that includes a foreign operation while retaining control, the relevant proportion of the cumulative amount is reattributed to NCI. When the Group disposes of only part of its investment in an associate or joint venture that includes a foreign operation while retaining significant influence or joint control, the relevant proportion of the cumulative amount is reclassified to profit or loss.

When the settlement of a monetary item receivable from or payable to a foreign operation is neither planned nor likely to occur in the foreseeable future, foreign exchange gains and losses arising from such a monetary item that are considered to form part of a net investment in a foreign operation are recognised in OCI, and are presented in the translation reserve in equity.

NOTES TO THE FINANCIAL STATEMENTS

YEAR ENDED 31 DECEMBER 2022

3 Significant accounting policies (Continued)

3.3 Financial instruments

(i) Recognition and initial measurement

Non-derivative financial assets and financial liabilities

Trade and other receivables (excluding prepayments) and debt instruments are initially recognised when they are originated. All other financial assets and financial liabilities are initially recognised when the Group becomes a party to the contractual provisions of the instrument.

A financial asset (unless it is a trade receivable without a significant financing component) or financial liability is initially measured at fair value plus, for an item not at fair value through profit or loss ("FVTPL"), transaction costs that are directly attributable to its acquisition or issue. A trade receivable without a significant financing component is initially measured at the transaction price.

(ii) Classification and subsequent measurement

Non-derivative financial assets

On initial recognition, a financial asset is classified as measured at: amortised cost; fair value through other comprehensive income ("FVOCI") – debt investment; FVOCI – equity investment; or FVTPL.

Financial assets are not reclassified subsequent to their initial recognition unless the Group changes its business model for managing financial assets, in which case all affected financial assets are reclassified on the first day of the first reporting period following the change in the business model.

Financial assets at amortised cost

A financial asset is measured at amortised cost if it meets both of the following conditions and is not designated as at FVTPL:

- it is held within a business model whose objective is to hold assets to collect contractual cash flows; and
- its contractual terms give rise on specified dates to cash flows that are solely payments of principal and interest on the principal amount outstanding.

Financial assets at FVTPL

All financial assets not classified as measured at amortised cost or FVOCI are measured at FVTPL.

Financial assets: Business model assessment

The Group makes an assessment of the objective of the business model in which a financial asset is held at a portfolio level because this best reflects the way the business is managed and information is provided to Management. The information considered includes:

- the stated policies and objectives for the portfolio and the operation of those policies in practice. These include whether Management's strategy focuses on earning contractual interest income, maintaining a particular interest rate profile, matching the duration of the financial assets to the duration of any related liabilities or expected cash outflows or realising cash flows through the sale of the assets;
- how the performance of the portfolio is evaluated and reported to the Group's Management;
- the risks that affect the performance of the business model (and the financial assets held within that business model) and how those risks are managed;
- how managers of the business are compensated – e.g. whether compensation is based on the fair value of the assets managed or the contractual cash flows collected; and
- the frequency, volume and timing of sales of financial assets in prior periods, the reasons for such sales and expectations about future sales activity.

NOTES TO THE FINANCIAL STATEMENTS

YEAR ENDED 31 DECEMBER 2022

3 Significant accounting policies (Continued)

3.3 Financial instruments (Continued)

(ii) Classification and subsequent measurement (Continued)

Financial assets: Business model assessment (Continued)

Transfers of financial assets to third parties in transactions that do not qualify for derecognition are not considered sales for this purpose, consistent with the Group's continuing recognition of the assets.

Financial assets that are held-for-trading or are managed and whose performance is evaluated on a fair value basis are measured at FVTPL.

Non-derivative financial assets: Assessment whether contractual cash flows are solely payments of principal and interest

For the purposes of this assessment, 'principal' is defined as the fair value of the financial asset on initial recognition. 'Interest' is defined as consideration for the time value of money and for the credit risk associated with the principal amount outstanding during a particular period of time and for other basic lending risks and costs (e.g. liquidity risk and administrative costs), as well as a profit margin.

In assessing whether the contractual cash flows are solely payments of principal and interest, the Group considers the contractual terms of the instrument. This includes assessing whether the financial asset contains a contractual term that could change the timing or amount of contractual cash flows such that it would not meet this condition. In making this assessment, the Group considers:

- contingent events that would change the amount or timing of cash flows;
- terms that may adjust the contractual coupon rate, including variable rate features;
- prepayment and extension features; and
- terms that limit the Group's claim to cash flows from specified assets (e.g. non-recourse features).

A prepayment feature is consistent with the solely payments of principal and interest criterion if the prepayment amount substantially represents unpaid amounts of principal and interest on the principal amount outstanding, which may include reasonable additional compensation for early termination of the contract. Additionally, for a financial asset acquired at a significant discount or premium to its contractual par amount, a feature that permits or requires prepayment at an amount that substantially represents the contractual par amount plus accrued (but unpaid) contractual interest (which may also include reasonable additional compensation for early termination) is treated as consistent with this criterion if the fair value of the prepayment feature is insignificant at initial recognition.

Non-derivative financial assets: Subsequent measurement and gains and losses

Financial assets at FVTPL

These assets are subsequently measured at fair value. Net gains and losses, including any interest or dividend income, are recognised in profit or loss.

Financial assets at amortised cost

These assets are subsequently measured at amortised cost using the effective interest method. The amortised cost is reduced by impairment losses. Interest income, foreign exchange gains and losses and impairment are recognised in profit or loss. Any gain or loss on derecognition is recognised in profit or loss.

NOTES TO THE FINANCIAL STATEMENTS

YEAR ENDED 31 DECEMBER 2022

3 Significant accounting policies (Continued)

3.3 Financial instruments (Continued)

(ii) Classification and subsequent measurement (Continued)

Non-derivative financial liabilities: Classification, subsequent measurement and gains and losses

Financial liabilities are classified as measured at amortised cost or FVTPL. A financial liability is classified as at FVTPL if it is classified as held-for-trading or it is designated as such on initial recognition. Financial liabilities at FVTPL are measured at fair value and net gains and losses, including any interest expense, are recognised in profit or loss. Directly attributable transaction costs are recognised in profit or loss as incurred.

Other financial liabilities are initially measured at fair value less directly attributable transaction costs. They are subsequently measured at amortised cost using the effective interest method. Interest expense and foreign exchange gains and losses are recognised in profit or loss.

(iii) Derecognition

Financial assets

The Group derecognises a financial asset when:

- the contractual rights to the cash flows from the financial asset expire; or
- it transfers the rights to receive the contractual cash flows in a transaction in which either:
 - substantially all of the risks and rewards of ownership of the financial asset are transferred; or
 - the Group neither transfers nor retains substantially all of the risks and rewards of ownership and it does not retain control of the financial asset.

Transferred assets are not derecognised when the Group enters into transactions whereby it transfers assets recognised in its statement of financial position, but retains either all or substantially all of the risks and rewards of the transferred assets.

Financial liabilities

The Group derecognises a financial liability when its contractual obligations are discharged or cancelled, or expire. The Group also derecognises a financial liability when its terms are modified and the cash flows of the modified liability are substantially different, in which case a new financial liability based on the modified terms is recognised at fair value.

On derecognition of a financial liability, the difference between the carrying amount extinguished and the consideration paid (including any non-cash assets transferred or liabilities assumed) is recognised in profit or loss.

(iv) Offsetting

Financial assets and financial liabilities are offset and the net amount presented in the statement of financial position when, and only when, the Group currently has a legally enforceable right to set off the amounts and it intends either to settle them on a net basis or to realise the asset and settle the liability simultaneously.

(v) Cash and cash equivalents

Cash and cash equivalents comprise cash balances and short-term deposits with maturities of three months or less from the acquisition date that are subject to an insignificant risk of changes in their fair value, and are used by the Group in the management of its short-term commitments. For the purpose of the consolidated statement of cash flows, bank overdrafts that are repayable on demand and that form an integral part of the Group's cash management are included in cash and cash equivalents.

NOTES TO THE FINANCIAL STATEMENTS

YEAR ENDED 31 DECEMBER 2022

3 Significant accounting policies (Continued)

3.3 Financial instruments (Continued)

(vi) Share capital

Ordinary shares are classified as equity. Incremental costs directly attributable to the issue of ordinary shares are recognised as a deduction from equity.

(vii) Intra-group financial guarantees in the separate financial statements

Financial guarantees are financial instruments issued by the Company that requires the issuer to make specified payments to reimburse the holder for the loss it incurs because a specified debtor fails to meet payment when due in accordance with the original or modified terms of a debt instrument.

Financial guarantees are accounted for as insurance contracts. A provision is recognised based on the Company's estimate of the ultimate cost of settling all claims insured but unpaid at the reporting date. The provision is assessed by reviewing individual claims and tested for adequacy by comparing the amount recognised and the amount that would be required to settle the guarantee contracts.

3.4 Property, plant and equipment

(i) Recognition and measurement

Items of property, plant and equipment are measured at cost less accumulated depreciation and accumulated impairment losses.

Cost includes expenditure that is directly attributable to the acquisition of the asset. The cost of self-constructed assets includes:

- the cost of materials and direct labour;
- any other costs directly attributable to bringing the asset to a working condition for its intended use;
- when the Group has an obligation to remove the asset or restore the site, an estimate of the cost of dismantling and removing the items and restoring the site on which they are located; and
- capitalised borrowing costs.

If significant parts of an items of property, plant and equipment have different useful lives, they are accounted for as separate items (major components) of property, plant and equipment. The gain or loss on disposal of an item of property, plant and equipment is recognised in profit or loss.

(ii) Subsequent costs

The cost of replacing a component of an item of property, plant and equipment is recognised in the carrying amount of the item if it is probable that the future economic benefits embodied within the component will flow to the Group, and its cost can be measured reliably. The carrying amount of the replaced component is derecognised. The costs of the day-to-day servicing of property, plant and equipment are recognised in profit or loss as incurred.

(iii) Depreciation

Depreciation is based on the cost of an asset less its residual value. Significant components of individual assets are assessed and if a component has a useful life that is different from the remainder of that asset, that component is depreciated separately.

Depreciation is recognised as an expense in profit or loss on a straight-line basis over the estimated useful lives of each component of an item of property, plant and equipment, unless it is included in the carrying amount of another asset.

NOTES TO THE FINANCIAL STATEMENTS

YEAR ENDED 31 DECEMBER 2022

3 Significant accounting policies (Continued)

3.4 Property, plant and equipment (Continued)

(iii) Depreciation (Continued)

Depreciation is recognised from the date that the property, plant and equipment are installed and are ready for use, or in respect of internally constructed assets, from the date that the asset is completed and ready for use.

The estimated useful lives for the current and comparative years are as follows:

• Leasehold properties	37 years
• Computers	3 years
• Furniture, fittings and office equipment	5 years
• Motor vehicles	5 – 10 years
• Tools and machineries	5 – 10 years
• Renovation	5 – 10 years

Depreciation methods, useful lives and residual values are reviewed at the end of each reporting period and adjusted if appropriate.

3.5 Intangible assets and goodwill

(i) Goodwill

Goodwill that arises upon the acquisition of subsidiaries is included in intangible assets. For the measurement of goodwill at initial recognition, see Note 3.1(i).

Subsequent measurement

Goodwill is measured at cost less accumulated impairment losses.

(ii) Customer relationships and trademark

Customer relationships and trademark that are acquired in a business combination by the Group and have finite useful lives are measured at cost less accumulated amortisation and accumulated impairment losses.

Amortisation is recognised in profit or loss on a straight-line basis over the estimated useful life of 10 years.

(iii) Computer software

Computer software licenses are initially recognised at cost which includes the purchase price (net of any discounts and rebates) and other costs directly attributable to bringing the assets to a working condition for their intended use. Direct expenditure, which enhances or extends the performance of computer software beyond its specifications and which can be reliably measured, is recognised as a capital improvement and added to the original cost of the software. Costs associated with maintaining the computer software are recognised as an expense as incurred.

Computer software licenses are subsequently measured at cost less accumulated amortisation and impairment losses.

Amortisation is recognised in profit or loss on a straight-line basis over the estimated useful lives of 3 years from the date that they are available for use, since this most closely reflects the expected pattern of consumption of the future economic benefits embodied in the assets.

NOTES TO THE FINANCIAL STATEMENTS

YEAR ENDED 31 DECEMBER 2022

3 Significant accounting policies (Continued)

3.5 Intangible assets and goodwill (Continued)

(iv) Order backlogs

Order backlogs are sales contracts that are acquired in a business combination by the Group. They are measured at cost less accumulated amortisation and accumulated impairment losses.

Amortisation is recognised in profit or loss on a straight-line basis over the estimated useful life of three years.

(v) Subsequent expenditure

Subsequent expenditure is capitalised only when it increases the future economic benefits embodied in the specific asset to which it relates. All other expenditure, including expenditure on internally generated goodwill, is recognised in profit or loss as incurred.

(vi) Amortisation

Amortisation is calculated based on the cost of the asset, less its residual value.

Amortisation methods, useful lives and residual values are reviewed at each reporting period and adjusted if appropriate.

3.6 Investment property

Investment property is property held either to earn rental income or for capital appreciation or for both, but not for sale in the ordinary course of business, use in the production or supply of goods or services or for administrative purposes. Investment property is measured at cost less accumulated depreciation and impairment losses.

Cost includes expenditure that is directly attributable to the acquisition of the investment property. Any gain or loss on disposal of an investment property (calculated as the difference between the net proceeds from disposal and the carrying amount of the item) is recognised in profit or loss.

3.7 Leases

At inception of a contract, the Group assesses whether a contract is, or contains, a lease. A contract is, or contains, a lease if the contract conveys the right to control the use of an identified asset for a period of time in exchange for consideration.

(i) As a lessee

At commencement or on modification of a contract that contains a lease component, the Group allocates the consideration in the contract to each lease component on the basis of its relative stand-alone prices.

The Group recognises a right-of-use asset and a lease liability at the lease commencement date. The right-of-use asset is initially measured at cost, which comprises the initial amount of the lease liability adjusted for any lease payments made at or before the commencement date, plus any initial direct costs incurred and an estimate of costs to dismantle and remove the underlying asset or to restore the underlying asset or the site on which it is located, less any lease incentives received.

The right-of-use asset is subsequently depreciated using the straight-line method from the commencement date to the end of the lease term, unless the lease transfers ownership of the underlying asset to the Group by the end of the lease term or the cost of the right-of-use asset reflects that the Group will exercise a purchase option. In that case the right-of-use asset will be depreciated over the useful life of the underlying asset, which is determined on the same basis as those of property and equipment. In addition, the right-of-use asset is periodically reduced by impairment losses, if any, and adjusted for certain remeasurements of the lease liability.

NOTES TO THE FINANCIAL STATEMENTS

YEAR ENDED 31 DECEMBER 2022

3 Significant accounting policies (Continued)

3.7 Leases (Continued)

(i) As a lessee (Continued)

The right-of-use asset is subsequently stated at cost less accumulated depreciation and impairment losses.

The lease liability is initially measured at the present value of the lease payments that are not paid at the commencement date, discounted using the interest rate implicit in the lease or, if that rate cannot be readily determined, the lessee's incremental borrowing rate. Generally, the Group uses the lessee's incremental borrowing rate as the discount rate.

The Group determines the lessee's incremental borrowing rate by obtaining interest rates from various external financing sources and makes certain adjustments to reflect the terms of the lease and type of the asset leased.

Lease payments included in the measurement of the lease liability comprise the following:

- fixed payments, including in-substance fixed payments; and
- the exercise price under a renewal option that the Group is reasonably certain to exercise, lease payments in an optional renewal period if the Group is reasonably certain to exercise an extension option.

The lease liability is measured at amortised cost using the effective interest method. It is remeasured when there is a change in future lease payments arising from a change in an index or rate, if there is a change in the Group's estimate of the amount expected to be payable under a residual value guarantee, if the Group changes its assessment of whether it will exercise a purchase, extension or termination option or if there is a revised in-substance fixed lease payment.

When the lease liability is remeasured in this way, a corresponding adjustment is made to the carrying amount of the right-of-use asset, or is recorded in profit or loss if the carrying amount of the right-of-use asset has been reduced to zero.

The Group presents right-of-use assets in 'property, plant and equipment' and lease liabilities in 'loans and borrowings' in the statement of financial position.

Short-term leases and leases of low-value assets

The Group has elected not to recognise right-of-use assets and lease liabilities for leases of low-value assets and short-term leases. The Group recognises the lease payments associated with these leases as an expense on a straight-line basis over the lease term.

(ii) As a lessor

At inception or on modification of a contract that contains a lease component, the Group allocates the consideration in the contract to each lease component on the basis of their relative stand-alone prices.

When the Group acts as a lessor, it determines at lease inception whether each lease is a finance lease or an operating lease.

To classify each lease, the Group makes an overall assessment of whether the lease transfers substantially all of the risks and rewards incidental to ownership of the underlying asset. If this is the case, then the lease is a finance lease; if not, then it is an operating lease. As part of this assessment, the Group considers certain indicators such as whether the lease is for the major part of the economic life of the asset.

NOTES TO THE FINANCIAL STATEMENTS

YEAR ENDED 31 DECEMBER 2022

3 Significant accounting policies (Continued)

3.7 Leases (Continued)

(ii) As a lessor (Continued)

When the Group is an intermediate lessor, it accounts for its interests in the head lease and the sub-lease separately. It assesses the lease classification of a sub-lease with reference to the right-of-use asset arising from the head lease, not with reference to the underlying asset. If a head lease is a short-term lease to which the Group applies the exemption described above, then it classifies the sub-lease as an operating lease.

If an arrangement contains lease and non-lease components, then the Group applies SFRS(I) 15 to allocate the consideration in the contract.

The Group recognises lease payments received under operating leases as income on a straight-line basis over the lease term as part of 'rental income'.

3.8 Inventories

Inventories are measured at the lower of cost and net realisable value. The cost of inventories is based on the weighted average principle, and includes expenditure incurred in acquiring the inventories, production or conversion costs and other costs incurred in bringing them to their existing location and condition. In the case of manufactured inventories, cost includes an appropriate share of production overheads based on normal operating capacity.

Net realisable value is the estimated selling price in the ordinary course of business, less the estimated costs of completion and estimated costs necessary to make the sales.

3.9 Impairment

(i) Non-derivative financial assets and contract assets

The Group recognises loss allowances for ECLs on:

- financial assets measured at amortised costs; and
- contract assets.

Lease receivables are disclosed as part of trade and other receivables.

Loss allowances of the Group are measured on either of the following bases:

- 12-month ECLs: these are ECLs that result from default events that are possible within the 12 months after the reporting date (or for a shorter period if the expected life of the instrument is less than 12 months); or
- Lifetime ECLs: these are ECLs that result from all possible default events over the expected life of a financial instrument or contract asset.

Simplified approach

The Group applies the simplified approach to provide for ECLs for all trade receivables and contract assets. The simplified approach requires the loss allowance to be measured at an amount equal to lifetime ECLs.

NOTES TO THE FINANCIAL STATEMENTS

YEAR ENDED 31 DECEMBER 2022

3 Significant accounting policies (Continued)

3.9 Impairment (Continued)

(i) Non-derivative financial assets and contract assets (Continued)

General approach

The Group applies the general approach to provide for ECLs on all other financial instruments. Under the general approach, the loss allowance is measured at an amount equal to 12-month ECLs at initial recognition.

At each reporting date, the Group assesses whether the credit risk of a financial instrument has increased significantly since initial recognition. When credit risk has increased significantly since initial recognition, loss allowance is measured at an amount equal to lifetime ECLs.

When determining whether the credit risk of a financial asset has increased significantly since initial recognition and when estimating ECLs, the Group considers reasonable and supportable information that is relevant and available without undue cost or effort. This includes both quantitative and qualitative information and analysis, based on the Group's historical experience and informed credit assessment and includes forward-looking information.

If credit risk has not increased significantly since initial recognition or if the credit quality of the financial instruments improves such that there is no longer a significant increase in credit risk since initial recognition, loss allowance is measured at an amount equal to 12-month ECLs.

The Group considers a financial asset to be in default when:

- the debtor is unlikely to pay its credit obligations to the Group in full, without recourse by the Group to actions such as realising security (if any is held); or
- the financial asset is more than 90 days past due.

The Group considers a contract asset to be in default when the customer is unlikely to pay its contractual obligations to the Group in full, without recourse by the Group to actions such as realising security (if any is held).

The maximum period considered when estimating ECLs is the maximum contractual period over which the Group is exposed to credit risk.

Measurement of ECLs

ECLs are probability-weighted estimates of credit losses. Credit losses are measured at the present value of all cash shortfalls (i.e. the difference between the cash flows due to the entity in accordance with the contract and the cash flows that the Group expects to receive). ECLs are discounted at the effective interest rate of the financial asset.

Credit-impaired financial assets

At each reporting date, the Group assesses whether financial assets carried at amortised cost are credit-impaired. A financial asset is 'credit-impaired' when one or more events that have a detrimental impact on the estimated future cash flows of the financial asset have occurred.

Evidence that a financial asset is credit-impaired includes the following observable data:

- significant financial difficulty of the debtor;
- a breach of contract such as a default or being more than 90 days past due;
- the restructuring of a loan or advance by the Group on terms that the Group would not consider otherwise;
- it is probable that the debtor will enter bankruptcy or other financial reorganisation; or
- the disappearance of an active market for a security because of financial difficulties.

NOTES TO THE FINANCIAL STATEMENTS

YEAR ENDED 31 DECEMBER 2022

3 Significant accounting policies (Continued)

3.9 Impairment (Continued)

(i) **Non-derivative financial assets and contract assets** (Continued)

Presentation of allowance for ECLs in the statement of financial position

Loss allowances for financial assets measured at amortised cost and contract assets are deducted from the gross carrying amount of these assets.

Write-off

The gross carrying amount of a financial asset is written off (either partially or in full) to the extent that there is no realistic prospect of recovery. This is generally the case when the Group determines that the debtor does not have assets or sources of income that could generate sufficient cash flows to repay the amounts subject to the write-off. However, financial assets that are written off could still be subject to enforcement activities in order to comply with the Group's procedures for recovery of amounts due.

(ii) **Non-financial assets**

The carrying amounts of the Group's non-financial assets, other than inventories and contract assets, are reviewed at each reporting date to determine whether there is any indication of impairment. If any such indication exists, then the asset's recoverable amount is estimated. For goodwill, and intangible assets that have indefinite useful lives or that are not yet available for use, the recoverable amount is estimated each year at the same time. An impairment loss is recognised if the carrying amount of an asset or its related cash-generating unit ("**CGU**") exceeds its estimated recoverable amount.

The recoverable amount of an asset or CGU is the greater of its value in use and its fair value less costs of disposal. In assessing value in use, the estimated future cash flows are discounted to their present value using a pre-tax discount rate that reflects current market assessments of the time value of money and the risks specific to the asset or CGU. For the purpose of impairment testing, assets that cannot be tested individually are grouped together into the smallest group of assets that generates cash inflows from continuing use that are largely independent of the cash inflows of other assets or CGUs. Subject to an operating segment ceiling test, for the purposes of goodwill impairment testing, CGUs to which goodwill has been allocated are aggregated so that the level at which impairment testing is performed reflects the lowest level at which goodwill is monitored for internal reporting purposes. Goodwill acquired in a business combination is allocated to groups of CGUs that are expected to benefit from the synergies of the combination.

The Group's corporate assets do not generate separate cash inflows and are utilised by more than one CGU. Corporate assets are allocated to CGUs on a reasonable and consistent basis and tested for impairment as part of the testing of the CGU to which the corporate asset is allocated.

Impairment losses are recognised in profit or loss. Impairment losses recognised in respect of CGUs are allocated first to reduce the carrying amount of any goodwill allocated to the CGU (group of CGUs), and then to reduce the carrying amounts of the other assets in the CGU (group of CGUs) on a *pro rata* basis.

An impairment loss in respect of goodwill is not reversed. In respect of other assets, impairment losses recognised in prior periods are assessed at each reporting date for any indications that the loss has decreased or no longer exists. An impairment loss is reversed if there has been a change in the estimates used to determine the recoverable amount. An impairment loss is reversed only to the extent that the asset's carrying amount does not exceed the carrying amount that would have been determined, net of depreciation or amortisation, if no impairment loss had been recognised.

NOTES TO THE FINANCIAL STATEMENTS

YEAR ENDED 31 DECEMBER 2022

3 Significant accounting policies (Continued)

3.10 Employee benefits

(i) Defined contribution plans

A defined contribution plan is a post-employment benefit plan under which an entity pays fixed contributions into a separate entity and will have no legal or constructive obligation to pay further amounts. Obligations for contributions to defined contribution pension plans are recognised as staff costs in profit or loss in the periods during which related services are rendered by employees.

(ii) Short-term employee benefits

Short-term employee benefit obligations are measured on an undiscounted basis and are expensed as the related service is provided. A liability is recognised for the amount expected to be paid under short-term cash bonus or profit-sharing plans if the Group has a present legal or constructive obligation to pay this amount as a result of past service provided by the employee, and the obligation can be estimated reliably.

3.11 Provision

A provision is recognised if, as a result of a past event, the Group has a present legal or constructive obligation that can be estimated reliably, and it is probable that an outflow of economic benefits will be required to settle the obligation. Provisions are determined by discounting the expected future cash flows at a pre-tax rate that reflects current market assessments of the time value of money and the risks specific to the liability. The unwinding of the discount is recognised as a finance cost.

Restoration

In accordance with a tenancy agreement, a provision for restoration in respect of a building held under operating lease is recognised.

3.12 Revenue

(i) Goods and services sold

Revenue from sale of goods and services in the ordinary course of business is recognised when the Group satisfies a performance obligation ("PO") by transferring control of a promised good or service to the customer. The amount of revenue recognised is the amount of the transaction price allocated to the satisfied PO.

The transaction price is allocated to each PO in the contract on the basis of the relative stand-alone selling prices of the promised goods or services. The individual stand-alone selling price of a good or service that has not previously been sold on a stand-alone basis, or has a highly variable selling price, is determined based on the residual portion of the transaction price after allocating the transaction price to goods and/or services with observable stand-alone selling prices. A discount or variable consideration is allocated to one or more, but not all, of the performance obligations if it relates specifically to those performance obligations.

The transaction price is the amount of consideration in the contract to which the Group expects to be entitled in exchange for transferring the promised goods or services. The transaction price may be fixed or variable and is adjusted for time value of money if the contract includes a significant financing component. Consideration payable to a customer is deducted from the transaction price if the Group does not receive a separate identifiable benefit from the customer. When consideration is variable, the estimated amount is included in the transaction price to the extent that it is highly probable that a significant reversal of the cumulative revenue will not occur when the uncertainty associated with the variable consideration is resolved.

Revenue may be recognised at a point in time or over time following the timing of satisfaction of the PO. If a PO is satisfied over time, revenue is recognised based on the percentage of completion reflecting the progress towards complete satisfaction of that PO.

(ii) Rental income

Rental income is recognised as 'revenue' on a straight-line basis over the term of the lease.

NOTES TO THE FINANCIAL STATEMENTS

YEAR ENDED 31 DECEMBER 2022

3 Significant accounting policies (Continued)

3.13 Government grants

Grants that compensate the Group for expenses incurred are recognised in profit or loss as 'other income' on a systematic basis in the same periods in which the expenses are recognised, unless the conditions for receiving the grant are met after the related expenses have been recognised. In this case, the grant is recognised when it becomes receivable.

3.14 Finance costs

Finance costs comprise interest expense on loans, lease liabilities and unwinding of the discounts on provisions. Borrowing costs that are not directly attributable to the acquisition, construction or production of a qualifying asset are recognised in the profit or loss using the effective interest method.

3.15 Income Tax

Tax expense comprises current and deferred tax. Current tax and deferred tax are recognised in profit or loss except to the extent that it relates to a business combination, or items recognised directly in equity or in other comprehensive income.

The Group has determined that interest and penalties related to income taxes, including uncertain tax treatments, do not meet the definition of income taxes, and therefore accounted for them under *SFRS(I) 1-37 Provisions, Contingent Liabilities and Contingent Assets*.

Current tax is the expected tax payable or receivable on the taxable income or loss for the year, using tax rates enacted or substantively enacted at the reporting date, and any adjustment to tax payable in respect of previous years. The amount of current tax payable or receivable is the best estimate of the tax amount expected to be paid or received that reflects uncertainty related to income taxes, if any. Current tax also includes any tax arising from dividends.

Current tax assets and liabilities are offset only if certain criteria are met.

Deferred tax is recognised in respect of temporary differences between the carrying amounts of assets and liabilities for financial reporting purposes and the amounts used for taxation purposes. Deferred tax is not recognised for:

- temporary differences on the initial recognition of assets or liabilities in a transaction that is not a business combination and that affects neither accounting nor taxable profit or loss;
- temporary differences related to investments in subsidiaries to the extent that it is probable that the Group is able to control the timing of the reversal of the temporary difference and it is probable that they will not reverse in the foreseeable future; and
- taxable temporary differences arising on the initial recognition of goodwill.

Temporary differences in relation to a right-of-use asset and a lease liability for a specific lease are regarded as a net package (the lease) for the purpose of recognising deferred tax.

The measurement of deferred taxes reflects the tax consequences that would follow the manner in which the Group expects, at the reporting period, to recover or settle the carrying amount of its assets and liabilities. Deferred tax is measured at the tax rates that are expected to be applied to temporary differences when they reverse, based on the laws that have been enacted or substantively enacted by the reporting date.

Deferred tax assets and liabilities are offset if there is a legally enforceable right to offset current tax liabilities and assets, and they relate to taxes levied by the same tax authority on the same taxable entity, or on different tax entities, but they intend to settle current tax liabilities and assets on a net basis or their tax assets and liabilities will be realised simultaneously.

NOTES TO THE FINANCIAL STATEMENTS

YEAR ENDED 31 DECEMBER 2022

3 Significant accounting policies (Continued)

3.15 Income Tax (Continued)

Deferred tax assets are recognised for unused tax losses, tax credits and deductible temporary differences, to the extent that it is probable that future taxable profits will be available against which they can be utilised. Future taxable profits are determined based on the reversal of relevant taxable temporary differences. If the amount of taxable temporary differences is insufficient to recognise a deferred tax asset in full, then future taxable profits, adjusted for reversals of existing temporary differences, are considered, based on the business plans for individual subsidiaries in the Group. Deferred tax assets are reviewed at each reporting date and are reduced to the extent that it is no longer probable that the related tax benefit will be realised; such reductions are reversed when the probability of future taxable profits improves.

3.16 Earnings per share

The Group presents basic and diluted earnings per share data for its ordinary shares. Basic earnings per share is calculated by dividing the profit or loss attributable to ordinary shareholders of the Company by the weighted-average number of ordinary shares outstanding during the year, adjusted for own shares held. Diluted earnings per share is determined by adjusting the profit or loss attributable to ordinary shareholders and the weighted-average number of ordinary shares outstanding, adjusted for own shares held, for the effects of all dilutive potential ordinary shares.

3.17 Segment reporting

An operating segment is a component of the Group that engages in business activities from which it may earn revenues and incur expenses, including revenues and expenses that relate to transactions with any of the Group's other components. All operating segments' operating results are reviewed regularly by the Group Chief Executive Officer ("CEO") and Group Chief Operating Officer ("COO") to make decisions about resources to be allocated to the segment and to assess its performance, and for which discrete financial information is available.

Segment results that are reported to the Group CEO and Group COO include items directly attributable to a segment as well as those that can be allocated on a reasonable basis. Unallocated items comprise mainly corporate assets and tax assets and liabilities.

Segment capital expenditure is the total cost incurred during the year to acquire property, plant and equipment excluding right-of-use assets, and intangible assets other than goodwill.

3.18 New standards and interpretations not adopted

A number of new standards and amendments to standards are effective for annual periods beginning after 1 January 2022 and earlier application is permitted; however, the Group has not early adopted the new or amended standards in preparing these financial statements.

The following new SFRS(I)s, interpretations and amendments to SFRS(I)s are not expected to have a significant impact on the Group's consolidated financial statements and the Company's statement of financial position.

- SFRS(I) 17 Insurance Contracts and amendments to SFRS(I) 17 *Insurance Contracts*
- Amendments to SFRS(I) 1-1: *Classification of Liabilities as Current or Non-current*
- Amendments to SFRS(I) 1-1 and SFRS(I) Practice Statement 2: *Disclosure of Accounting Policies*
- Amendments to SFRS(I) 1-8: *Definition of Accounting Estimates*
- Amendments to SFRS(I) 1-12: *Deferred Tax related to Assets and Liabilities arising from a Single Transaction*

NOTES TO THE FINANCIAL STATEMENTS

YEAR ENDED 31 DECEMBER 2022

4 Property, plant and equipment

Group Cost	Note	Leasehold properties \$'000	Computers \$'000	Furniture, fittings and office equipment \$'000	Motor vehicles \$'000	Tools and machineries \$'000	Renovation \$'000	Right-of-use – motor vehicles \$'000	Right-of-use – properties \$'000	Total \$'000
At 1 January 2021		26,090	954	1,367	3,496	3,762	8,421	1,215	36,182	81,487
Additions		870	97	301	749	334	1,039	78	1,853	5,321
Acquisition through business combination	33	120	–	26	–	–	–	169	–	315
Disposals/write-offs		–	(165)	(112)	(173)	(186)	(4)	(27)	(427)	(1,094)
Changes in lease modification		–	–	–	–	–	–	–	883	883
Effect of movements in exchange rates		–	–	(2)	(1)	(3)	(3)	–	(6)	(15)
At 31 December 2021		27,080	886	1,580	4,071	3,907	9,453	1,435	38,485	86,897
Additions		–	83	351	84	1,065	917	2,006	787	5,293
Acquisition through business combination	33	–	1	2	–	–	–	–	33	36
Disposals/write-offs		–	(15)	(797)	(1,111)	(1,365)	(3,646)	–	(26,019)	(32,953)
Changes in lease modification		–	–	–	–	–	–	–	(2,422)	(2,422)
Deconsolidation due to loss of control	34	–	(2)	(98)	(40)	(125)	(105)	–	(277)	(647)
Reclassification to asset held for sale		(870)	–	–	–	–	–	–	–	(870)
Reclassification to other categories	8	–	–	–	(79)	–	–	79	–	–
Effect of movements in exchange rates		–	–	(5)	(2)	(5)	(6)	(1)	(20)	(39)
At 31 December 2022		26,210	953	1,033	2,923	3,477	6,613	3,519	10,567	55,295
Accumulated depreciation and impairment losses										
At 1 January 2021		3,213	860	1,034	1,036	2,193	4,459	496	7,668	20,959
Depreciation		885	64	131	742	352	364	187	5,001	7,726
Disposals/write-offs		–	(165)	(72)	(147)	(88)	(1)	(25)	(296)	(794)
Impairment loss		–	–	12	–	175	283	–	4,095	4,565
Effect of movements in exchange rates		–	–	(2)	(1)	(2)	(2)	–	(1)	(8)
At 31 December 2021		4,098	759	1,103	1,630	2,630	5,103	658	16,467	32,448
Depreciation		913	81	154	665	373	519	442	2,525	5,672
Disposals/write-offs		–	(13)	(775)	(553)	(782)	(3,217)	–	(16,244)	(21,584)
Deconsolidation due to loss of control	34	–	(1)	(98)	(32)	(120)	(84)	–	(125)	(460)
Impairment loss		–	2	92	–	–	460	–	331	885
Reclassification to asset held for sale		(226)	–	–	–	–	–	–	–	(226)
Reclassification to other categories	8	–	–	–	(8)	–	–	8	–	–
Effect of movements in exchange rates		–	–	(5)	(2)	(5)	(4)	–	9	(7)
At 31 December 2022		4,785	828	471	1,700	2,096	2,777	1,108	2,963	16,728
Carrying amounts										
At 1 January 2021		22,877	94	333	2,460	1,569	3,962	719	28,514	60,528
At 31 December 2021		22,982	127	477	2,441	1,277	4,350	777	22,018	54,449
At 31 December 2022		21,425	125	562	1,223	1,381	3,836	2,411	7,604	38,567

NOTES TO THE FINANCIAL STATEMENTS

YEAR ENDED 31 DECEMBER 2022

4 Property, plant and equipment (Continued)

	Computers \$'000	Office equipment \$'000	Furniture and fittings \$'000	Total \$'000
Company				
Cost				
At 1 January 2021	63	8	4	75
Write-offs	(23)	–	–	(23)
At 31 December 2021 and 31 December 2022	40	8	4	52
Accumulated depreciation				
At 1 January 2021	51	1	4	56
Depreciation	6	2	–	8
Write-offs	(23)	–	–	(23)
At 31 December 2021	34	3	4	41
Depreciation	3	2	–	5
At 31 December 2022	37	5	4	46
Carrying amounts				
At 1 January 2021	12	7	–	19
At 31 December 2021	6	5	–	11
At 31 December 2022	3	3	–	6

Depreciation

The depreciation charge of the Group is recognised in the following line items of the statement of profit or loss:

	2022 \$'000	2021 \$'000
Cost of sales	2,245	5,205
Administrative expenses	3,427	2,521
	5,672	7,726

Securities

At 31 December 2022, several leasehold properties are pledged as security to secure bank loans (see Note 16).

Impairment loss

Management assessed that there were no indicators of impairment on property, plant and equipment in the Aircon and Engineering CGU, Paint and Coatings CGU and Technology CGU as the financial performance of the CGUs for the financial year exceeded Management's expectations and budget.

The Group reviews the carrying amount of the assets as at reporting date to determine whether there is any indication of impairment. In the current year, Management identified indicators of impairment on F&B CGUs.

Management has estimated the recoverable amounts of the plant and machinery in F&B CGUs based on fair value less cost of disposal approach. The fair value was determined based on replacement cost approach, the external valuers considered the recent quotes from the market and incorporated relevant adjustments to derive the fair values at the reporting date. The fair value less cost of disposal approach was adopted as Management's estimated value in use of the CGUs is lower.

NOTES TO THE FINANCIAL STATEMENTS

YEAR ENDED 31 DECEMBER 2022

4 Property, plant and equipment (Continued)

Impairment loss (Continued)

The recoverable amount is less than the carrying amount and impairment loss of \$885,000 (2021: \$273,000) was recognised. The impairment loss has been recognised in other expenses in profit or loss.

The fair value measurement was categorised as a Level 2 fair value based on the inputs in the valuation technique used. Details of valuation technique and key inputs for the estimation of the recoverable amounts of F&B CGU based on fair value less cost of disposal:

Type	Valuation technique	Significant unobservable inputs
Plant and equipment Plant and equipment comprises of tools and machineries	Replacement cost approach	This approach provides an indication of value by calculating the current replacement or reproduction cost of an asset and making deductions for physical deterioration and all other relevant forms of obsolescence.

In 2021, the recoverable amount of Investment CGU was based on its value in use, determined by discounting the pre-tax future cash flows to be generated from the CGU. The Group prepared cash flow forecast, and the key assumptions used in the estimation of the value in use calculation were set out below.

- Forecasted revenue growth of 21.9% in the following financial year and of 1.1% to 1.6% annual growth assumed for the subsequent years; and
- Pre-tax discount rate of 8.11% had been applied to the pre-tax cash.

Based on the above, the impairment loss of property, plant and equipment mainly related to the Investment CGU amounted to \$4,292,000 was recognised.

Sources of estimation uncertainty

In estimating the recoverable amounts of the CGUs using value in use from the respective cash flow forecasts or its fair value less costs to disposal, the Group assumed revenue growth rates throughout the cash flow forecast periods, and discount rate applied to the cash flow projections. The determination requires judgement. The Group evaluates, amongst other factors, the near-term business outlook, including factors such as industry and sector performance, and changes in technology.

The fair value less costs to disposal determined by external valuer using the current replacement cost approach is sensitive to the key assumptions applied. The key assumptions are dependent to a great extent on economic and other conditions beyond the Group's control. These assumptions continue to be subjected to estimation uncertainties that may result in material adjustments on the recoverable amounts in future periods.

NOTES TO THE FINANCIAL STATEMENTS

YEAR ENDED 31 DECEMBER 2022

5 Intangible assets and goodwill

Group	Note	Goodwill \$'000	Order backlogs \$'000	Customer relationships \$'000	Trademark \$'000	Computer software \$'000	Others \$'000	Total \$'000
Cost								
At 1 January 2021		3,212	188	118	383	727	–	4,628
Additions		–	–	–	–	236	100	336
Acquisition through business combination	33	285	–	–	–	–	–	285
Write-offs		–	–	–	–	(56)	–	(56)
At 31 December 2021		3,497	188	118	383	907	100	5,193
Additions		–	–	–	–	232	–	232
Acquisition through business combination	33	1,955	1,001	550	–	–	–	3,506
Write-offs		–	–	–	–	(124)	–	(124)
At 31 December 2022		5,452	1,189	668	383	1,015	100	8,807
Accumulated amortisation and impairment losses								
At 1 January 2021		1,580	188	57	184	601	–	2,610
Amortisation		–	–	6	19	66	16	107
Impairment loss		103	–	–	–	–	–	103
Write-offs		–	–	–	–	(56)	–	(56)
At 31 December 2021		1,683	188	63	203	611	16	2,764
Amortisation		–	334	61	19	136	20	570
Impairment loss		75	–	–	–	–	–	75
Write-offs		–	–	–	–	(124)	–	(124)
At 31 December 2022		1,758	522	124	222	623	36	3,285
Carrying amounts								
At 1 January 2021		1,632	–	61	199	126	–	2,018
At 31 December 2021		1,814	–	55	180	296	84	2,429
At 31 December 2022		3,694	667	544	161	392	64	5,522

NOTES TO THE FINANCIAL STATEMENTS

YEAR ENDED 31 DECEMBER 2022

5 Intangible assets and goodwill (Continued)

	Computer software \$'000
Company	
Cost	
At 1 January 2021	197
Additions	194
Write-offs	(53)
At 31 December 2021	338
Additions	151
At 31 December 2022	489
Accumulated amortisation	
At 1 January 2021	93
Amortisation	47
Write-offs	(53)
At 31 December 2021	87
Amortisation	114
At 31 December 2022	201
Carrying amounts	
At 1 January 2021	104
At 31 December 2021	251
At 31 December 2022	288

Amortisation

The amortisation of order backlogs, customer relationships, trademark, computer software and others are included in 'administrative expenses' in profit or loss.

Impairment assessment for CGUs containing goodwill

Aircon and Engineering CGU

The goodwill in the Aircon and Engineering CGU comprises mainly of \$1,712,000 (2021: \$1,427,000) arising from the acquisition of 51% equity interest in subsidiaries.

The recoverable amount of the Aircon and Engineering CGU is based on its value in use, determined by discounting the pre-tax future cash flows to be generated from the continuing use of the CGU.

The Group prepared a 5-year cash flow forecast derived from the most recent financial budgets approved by the Management. Key assumptions used in the estimation of the value in use calculation are as set out below.

- Forecasted revenue growth of 3.1% (2021: 8.3%) in the following financial year and range of 2.5% to 2.6% (2021: 2.5% to 2.7%) annual growth assumed for the subsequent years;
- Pre-tax discount rate of 11.5% (2021: 9.3%) has been applied to the pre-tax cash flow projections; and
- The terminal value was estimated using the cash flow forecast at the fifth year with a perpetual growth rate of 2.5% (2021: 2.6%).

NOTES TO THE FINANCIAL STATEMENTS

YEAR ENDED 31 DECEMBER 2022

5 Intangible assets and goodwill (Continued)

Impairment assessment for CGUs containing goodwill (Continued)

Technology CGU

The goodwill comprises mainly of \$1,955,000 arising from the acquisition of 51% equity interest in subsidiary and was allocated to the Technology CGU.

The recoverable amount of the Technology CGU is based on its value in use, determined by discounting the pre-tax future cash flows to be generated from the continuing use of the CGU.

The Group prepared a 8-year cash flow forecast derived from the most recent financial budgets approved by the Directors of the Group. Key assumptions used in the estimation of the value in use calculation are as set out below.

- Forecasted revenue growth of 15.5% in the following financial year and range of 5.0% to 19.0% annual growth assumed for the subsequent years;
- Pre-tax discount rate of 9.5% has been applied to the pre-tax cash flow projections; and
- The terminal growth value was estimated using the cash flow forecast at the eighth year with a perpetual growth rate of 0%.

Management believes that any reasonable change in the above key assumptions for Aircon and Engineering CGU and Technology CGU will not materially cause the recoverable value to be lower than the carrying amount.

Sources of estimation uncertainty

In estimating the recoverable amounts of the CGUs using value in use from the respective cash flow forecasts, the Group assumed revenue growth rates throughout the cash flow forecast periods, terminal values at the end of the cash flow forecast period and discount rate applied to the cash flow projections. The determination requires judgment. The Group evaluates, amongst other factors, the near-term business outlook, including factors such as industry and sector performance, and changes in technology.

6 Investment property

	Note	Leasehold property \$'000
Group Cost		
At 1 January 2021		-
Acquisition through business combination	33	950
At 31 December 2021 and 31 December 2022		950
Accumulated depreciation		
At 1 January 2021 and 31 December 2021		-
Depreciation		28
At 31 December 2022		28
Carrying amounts		
At 1 January 2021		-
At 31 December 2021		950
At 31 December 2022		922

The Group's investment property consists of an industrial property, which is held for long-term rental yields and/or capital appreciation. The property is leased to third party under operating lease.

NOTES TO THE FINANCIAL STATEMENTS

YEAR ENDED 31 DECEMBER 2022

6 Investment property (Continued)

Security

At 31 December 2022, the investment property is pledged as security to secure bank loans (see Note 16).

Measurement of fair value

The fair value of investment property was determined by an external, independent valuation company, having appropriate recognised professional qualifications and recent experience in the location and category of property being valued.

The fair value measurement for the investment property of \$1,000,000 (2021: \$950,000) has been categorised as a Level 3 fair value based on the inputs to the valuation technique used.

Valuation technique and significant unobservable inputs

The following table shows the Group's valuation technique used in measuring the fair value of investment property, as well as the significant unobservable inputs used.

<u>Valuation technique</u>	<u>Significant unobservable inputs</u>	<u>Inter-relationship between key unobservable inputs and fair value measurement</u>
<i>Comparable sales (market comparison approach):</i> The market comparison approach uses prices and other relevant information generated by market transactions involving identical or comparable (i.e. similar) assets, liabilities or group of assets and liabilities, such as a business.	Transacted price of comparable properties: \$3,792 – \$4,264 psm	The estimated fair value would increase/(decrease) if: <ul style="list-style-type: none"> – The transacted price of comparable properties was higher/(lower)

7 Subsidiaries

	Company	
	2022 \$'000	2021 \$'000
Unquoted equity investments, at cost	9,515	9,715
Impairment loss	(3,270)	(2,690)
	<u>6,245</u>	<u>7,025</u>
Loan to a subsidiary	1,000	1,000
	<u>7,245</u>	<u>8,025</u>

The loan to a subsidiary is unsecured, interest-free and repayable only at the discretion of the subsidiary.

The change in impairment losses in respect of the investments in subsidiaries during the year is as follows:

	Company	
	2022 \$'000	2021 \$'000
At 1 January	2,690	2,310
Impairment loss recognised	780	380
Write-off	(200)	–
At 31 December	<u>3,270</u>	<u>2,690</u>

NOTES TO THE FINANCIAL STATEMENTS

YEAR ENDED 31 DECEMBER 2022

7 Subsidiaries (Continued)

The impairment assessment of certain investments in subsidiaries were triggered because of the continuing poor financial performance of the subsidiaries in the F&B segment. Management assessed the carrying amounts of the subsidiaries to be lower than the values in use of the subsidiaries. Accordingly, the Company recognised an impairment loss of \$780,000 (2021: \$380,000) on investments in subsidiaries in profit or loss.

Details of subsidiaries are as follows:

Name of subsidiaries	Principal activities	Principal place of business/ Country of incorporation	Ownership interest	
			2022 %	2021 %
Held by the Company				
Natural Cool Airconditioning & Engineering Pte Ltd (" NCAE ") ¹	Trading of air-conditioning units and spare parts, installation services and maintenance services	Singapore	100	100
Natural Cool Investments Pte. Ltd. (" NCI ") ³	Leasing of property	Singapore	–	100
Cougar Paint Pte. Ltd. (" CPPL ") ²	Investment holding company	Singapore	100	100
Natural Cool Asia Pte. Ltd. ²	Trading of air-conditioning units and spare parts	Singapore	51	51
Lifestyle Guru Pte. Ltd. ²	Trading of air-conditioning units and spare parts, installation services and maintenance services	Singapore	100	100
SFB Holdings Pte. Ltd. (" SFB ") ²	Operator of restaurant, manufacture and wholesale of F&B products	Singapore	80	80
JAD Solutions Pte. Ltd. ²	Environmental engineering service and mechanical and electrical engineering	Singapore	51	51
Nam Fang Co Pte Ltd. ²	Plumbing and sanitary works	Singapore	51	51
Futura Innovation Pte. Ltd. (" FI ") ²	Investment holding company	Singapore	100	–
Subsidiaries of NCAE				
NC (Singapore) Pte. Ltd. ²	Trading of air-conditioning units and spare parts, installation services and maintenance services	Singapore	100	100
NC Precision Pte. Ltd. ²	Leasing of property	Singapore	100	100
Natural Cool Distribution (JB) Sdn. Bhd. ²	Trading of air-conditioning units and spare parts	Malaysia	75	75
Natural Cool Aircon Distribution Sdn. Bhd. ²	Dormant	Malaysia	75	75

NOTES TO THE FINANCIAL STATEMENTS

YEAR ENDED 31 DECEMBER 2022

7 Subsidiaries (Continued)

Name of subsidiaries	Principal activities	Principal place of business/ Country of incorporation	Ownership interest	
			2022 %	2021 %
Subsidiary of NCI				
Cougar Paint Industries Sdn. Bhd. ³	Manufacturing, trading of paint and basic chemicals	Malaysia	–	100
Subsidiary of CPPL				
Loh & Sons Paint Co (S) Pte. Ltd. ²	Manufacturing, trading of paint and basic chemicals	Singapore	100	100
Subsidiary of SFB				
Yummy (S) Pte. Ltd. ²	Operator of stalls, manufacture and wholesale of F&B products	Singapore	80	80
Subsidiary of FI				
iFocus Pte Ltd ²	Installation of building automated systems for remote monitoring	Singapore	51	–

(1) Audited by KPMG LLP

(2) Audited by other firms

(3) The entities were deconsolidated (see Note 34)

Sources of estimation uncertainty

When a subsidiary is in a net liability position and/or has suffered recurring losses, the Company's Management will undertake an impairment assessment to determine the estimated recoverable amount of the investment in the subsidiary. This determination requires significant judgement. An estimate is made of the future profitability, the financial health of and near-term business outlook for the subsidiary, including factors such as industry and sector performance, and operating and financing cash flows. The recoverable amount of the subsidiary will change significantly as a result of changes in market conditions and the assumptions used in determining the recoverable amount.

8 Asset held for sale

In September 2022, management committed to a plan to sell one of its leasehold properties. Accordingly, the leasehold property is presented as an asset held for sale. Efforts to sell the asset have started and a sale is expected to complete by 2023.

	Note	Group 2022 \$'000
Leasehold property at net book value	4	644

NOTES TO THE FINANCIAL STATEMENTS

YEAR ENDED 31 DECEMBER 2022

9 Other investments

	Group and Company	
	2022 \$'000	2021 \$'000
Unquoted equity investments – at FVTPL	74	–
Money market funds – at FVTPL	1,013	1,000
	1,087	1,000
Non-current	74	–
Current	1,013	1,000
	1,087	1,000

The Group and the Company have an unquoted equity investment of \$3,750,000 which is accounted for as FVTPL investment and the fair value is assessed to be \$74,000 (2021: \$nil).

10 Inventories

	Group	
	2022 \$'000	2021 \$'000
Raw materials	330	352
Finished goods	9,853	8,223
	10,183	8,575

In 2022, inventories of \$95,465,000 (2021: \$93,122,000) were recognised as an expense during the year and included in 'cost of sales'.

As at 31 December 2022, the inventories are stated after allowance for inventory obsolescence of \$70,000 (2021: \$nil).

11 Trade and other receivables

	Group		Company	
	2022 \$'000	2021 \$'000	2022 \$'000	2021 \$'000
Trade receivables:				
– third parties	15,401	15,198	–	–
– subsidiaries	–	–	1,651	2,792
Impairment losses	(684)	(760)	(868)	(2,416)
Net trade receivables	14,717	14,438	783	376
Unbilled trade receivables	2,481	2,022	–	–
	17,198	16,460	783	376
Non-trade amounts due from subsidiaries	–	–	11,285	20,067
Impairment losses	–	–	(5,131)	(13,194)
	–	–	6,154	6,873
Accrued discount receivables	1,093	918	–	–
Deposits	2,073	3,188	106	6
Other receivables	1,001	479	11	4
Financial assets at amortised cost	21,365	21,045	7,054	7,259
Prepayments	1,197	989	118	22
	22,562	22,034	7,172	7,281
Non-current	762	2,333	5,818	5,894
Current	21,800	19,701	1,354	1,387
	22,562	22,034	7,172	7,281

NOTES TO THE FINANCIAL STATEMENTS

YEAR ENDED 31 DECEMBER 2022

11 Trade and other receivables (Continued)

The Group's non-current receivables consist of an insurance payment of \$762,000 (2021: \$762,000) for its executive Director and a deposit of \$Nil (2021: \$1,571,000) which was paid to the landlord for its leased property.

Non-trade balances due from subsidiaries are unsecured, interest-free and repayable on demand. As \$5,818,000 (2021: \$5,894,000) of the non-trade amounts due from subsidiaries are not expected to be recalled within the next 12 months, the amounts have been classified as non-current.

The Group's and the Company's exposure to credit risk and impairment losses for trade and other receivables are disclosed in Note 20.

12 Cash and cash equivalents

	Group		Company	
	2022 \$'000	2021 \$'000	2022 \$'000	2021 \$'000
Cash at bank and in hand	8,157	11,613	113	703
Fixed deposits	12	12	-	-
	8,169	11,625	113	703

13 Share capital

	Ordinary shares			
	2022		2021	
	No. of shares '000	\$'000	No. of shares '000	\$'000
Group and Company				
In issue at 1 January and 31 December	250,448	36,412	250,448	36,412

All issued shares are fully paid, with no par value.

The holders of ordinary shares are entitled to receive dividends as declared from time to time, and are entitled to one vote per share at meetings of the Company. All shares rank equally with regard to the Company's residual assets.

14 Reserves

	Group		Company	
	2022 \$'000	2021 \$'000	2022 \$'000	2021 \$'000
Capital reserve	(3,078)	(3,078)	300	300
Translation reserve	63	49	-	-
	(3,015)	(3,029)	300	300

The capital reserve arises from a common control transaction accounted for using the 'pooling of interest' method and equity component of convertible loan notes.

The translation reserve comprises all foreign currency differences arising from the translation of the financial statements of foreign operations.

NOTES TO THE FINANCIAL STATEMENTS

YEAR ENDED 31 DECEMBER 2022

14 Reserves (Continued)

Dividends

The following first and final exempt (one-tier) dividends were declared and paid by the Group and Company:

	Group and Company	
	2022 \$'000	2021 \$'000
Paid by the Company to owners of the Company		
0.14 Singapore cents per qualifying ordinary share (2021: 0.15 Singapore cents)	351	376

After the respective reporting dates, the following first and final exempt (one-tier) dividends were proposed by the Directors. These exempt (one-tier) dividends have not been provided for.

	Group and Company	
	2022 \$'000	2021 \$'000
0.14 Singapore cents per qualifying ordinary share	-	351

15 Non-controlling interests

The following subsidiaries have non-controlling interests to the Group:

Name of subsidiaries	Ownership interest held by non-controlling interest	
	2022 %	2021 %
Natural Cool Asia Pte. Ltd. (" NCA ")	49	49
SFB Holdings Pte. Ltd. (" SFB ")	20	20
Yummy (S) Pte. Ltd. (" Yummy ")	20	20
JAD Solutions Pte. Ltd. (" JAD ")	49	49
Nam Fang Co Pte Ltd. (" Nam Fang ")	49	49
Natural Cool Distribution (JB) Sdn. Bhd. (" NCDJB ")	25	25
Natural Cool Aircon Distribution Sdn. Bhd. (" NCAD ")	25	25
iFocus Pte Ltd (" iFocus ")	49	-

NOTES TO THE FINANCIAL STATEMENTS

YEAR ENDED 31 DECEMBER 2022

15 Non-controlling interests (Continued)

The following summarises the financial information of each of the Group's subsidiaries with non-controlling interests, based on their respective (consolidated) financial statements prepared in accordance with SFRS(I), modified for fair value adjustments on acquisition and difference in the Group's accounting policies.

	JAD	Nam Fang	iFocus	Yummy	NCA	NCDJB	Other individually immaterial subsidiaries	Total
31 December 2022	\$'000	\$'000	\$'000	\$'000	\$'000	\$'000	\$'000	\$'000
Revenue	5,697	5,577	3,020	2,935	1,583	2,124		
(Loss)/Profit	(43)	36	170	(498)	(287)	(93)		
Other comprehensive income/(loss)	-	-	-	-	4	(17)		
Total comprehensive (loss)/income	(43)	36	170	(498)	(283)	(110)		
Attributable to non-controlling interests:								
- (Loss)/Profit	(21)	18	83	(100)	(141)	(23)	(263)	(447)
- Other comprehensive income/(loss)	-	-	-	-	2	(4)	-	(2)
- Total comprehensive (loss)/income	(21)	18	83	(100)	(139)	(27)	(263)	(449)
Non-current assets	201	1,121	1,506	939	-	158		
Current assets	3,896	3,298	2,545	640	380	487		
Non-current liabilities	(837)	(1,113)	(237)	(277)	-	(91)		
Current liabilities	(3,187)	(2,902)	(1,469)	(1,773)	(490)	(1,327)		
Net assets/(liabilities)	73	404	2,345	(471)	(110)	(773)		
Net assets/(liabilities) attributable to non-controlling interests	36	198	1,149	(94)	(54)	(193)	(778)	264
Cash flows (used in)/from operating activities	(263)	308	267	493	(204)	120		
Cash flows used in investing activities	(1)	(15)	(6)	(672)	-	(5)		
Cash flows from/(used in) financing activities	587	(333)	(2,248)	133	(10)	(259)		
Net increase/(decrease) in cash and cash equivalents	323	(40)	(1,987)	(46)	(214)	(144)		

NOTES TO THE FINANCIAL STATEMENTS

YEAR ENDED 31 DECEMBER 2022

15 Non-controlling interests (Continued)

31 December 2021	NCA \$'000	JAD \$'000	Yummy \$'000	NCDJB \$'000	Other individually immaterial subsidiaries \$'000	Total \$'000
Revenue	4,281	3,785	2,463	2,427		
(Loss)/Profit	(88)	51	144	(96)		
Other comprehensive income	4	–	–	10		
Total comprehensive (loss)/income	(84)	51	144	(86)		
Attributable to non-controlling interests:						
– (Loss)/Profit	(43)	25	29	(24)	(234)	(247)
– Other comprehensive income	2	–	–	3	1	6
– Total comprehensive (loss)/income	(41)	25	29	(21)	(233)	(241)
Non-current assets	–	376	1,243	63		
Current assets	722	2,396	407	859		
Non-current liabilities	–	(104)	(417)	–		
Current liabilities	(545)	(2,552)	(1,206)	(1,592)		
Net assets/(liabilities)	177	116	27	(670)		
Net assets/(liabilities) attributable to non-controlling interests	87	57	5	(168)	(330)	(349)
Cash flows (used in)/from operating activities	(383)	(283)	195	(178)		
Cash flows used in investing activities	–	(6)	(563)	(1)		
Cash flows (used in)/from financing activities	(8)	275	357	263		
Net (decrease)/increase in cash and cash equivalents	(391)	(14)	(11)	84		

16 Loans and borrowings

	Group		Company	
	2022 \$'000	2021 \$'000	2022 \$'000	2021 \$'000
Non-current liabilities				
Bank loans (Secured)	23,067	26,029	2,129	3,375
Lease liabilities (Secured)	8,969	22,365	–	–
	32,036	48,394	2,129	3,375
Current liabilities				
Bank loans (Secured)	4,069	2,929	1,248	1,223
Lease liabilities (Secured)	1,658	5,408	–	–
Bills payable (Secured)	4,292	2,669	–	–
	10,019	11,006	1,248	1,223
Total loans and borrowings	42,055	59,400	3,377	4,598

Information about the Group's exposure to interest rate risk and liquidity risks is included in Note 20.

NOTES TO THE FINANCIAL STATEMENTS

YEAR ENDED 31 DECEMBER 2022

16 Loans and borrowings (Continued)

Terms and debt repayment schedule

Terms and conditions of outstanding loans and borrowings are as follows:

	<u>Nominal interest rate %</u>	<u>Year of maturity</u>	<u>Face value \$'000</u>	<u>Carrying amount \$'000</u>
Group				
2022				
S\$ floating rate loans	1.36% to 6.15%	2023 to 2044	1,651	1,252
S\$ fixed rate loans	1.40% to 5.50%	2023 to 2037	27,370	25,884
Bills payable	1.65% to 5.12%	2023 to 2023	4,292	4,292
Lease liabilities	1.40% to 5.50%	2023 to 2050	16,430	10,627
			49,743	42,055
2021				
S\$ floating rate loans	1.45% to 3.94%	2022 to 2044	1,611	1,346
S\$ fixed rate loans	1.40% to 4.50%	2022 to 2037	29,302	27,612
Bills payable	1.44% to 1.75%	2022 to 2022	2,669	2,669
Lease liabilities	2.00% to 4.43%	2022 to 2050	31,383	27,773
			64,965	59,400
Company				
2022				
S\$ fixed rate loans	2.00%	2023 to 2025	3,377	3,377
2021				
S\$ fixed rate loans	2.00%	2022 to 2025	4,598	4,598

The secured banking facilities of the Group are secured over leasehold properties and investment property with carrying amounts of \$21,344,000 and \$922,000, respectively (2021: \$23,061,000 and \$950,000).

NOTES TO THE FINANCIAL STATEMENTS

YEAR ENDED 31 DECEMBER 2022

16 Loans and borrowings (Continued)

Reconciliation of movements of liabilities to cash flows arising from financing activities

	Bills payable \$'000	Bank loans \$'000	Lease liabilities \$'000	Total \$'000
Balance at 1 January 2021	–	23,709	29,475	53,184
Changes from financing cash flows				
Interest paid	(38)	(511)	(590)	(1,139)
Changes in bills payable	2,669	–	–	2,669
Payment of lease liabilities	–	–	(4,704)	(4,704)
Proceeds from borrowings	–	5,000	–	5,000
Repayment of borrowings	–	(1,362)	–	(1,362)
Total changes from financing cash flows	2,631	3,127	(5,294)	464
Other changes				
Acquisition through business combination (Note 33)	–	1,611	237	1,848
New leases	–	–	2,015	2,015
Lease modification	–	–	883	883
Termination of lease	–	–	(133)	(133)
Interest expenses	38	511	590	1,139
Total liability-related other changes	38	2,122	3,592	5,752
Balance at 31 December 2021	2,669	28,958	27,773	59,400
Balance at 1 January 2022	2,669	28,958	27,773	59,400
Changes from financing cash flows				
Interest paid	(94)	(494)	(413)	(1,001)
Changes in bills payable	1,623	–	–	1,623
Payment of lease liabilities	–	–	(3,340)	(3,340)
Proceeds from borrowings	–	1,796	–	1,796
Repayment of borrowings	–	(3,618)	–	(3,618)
Total changes from financing cash flows	1,529	(2,316)	(3,753)	(4,540)
Other changes				
Acquisition through business combination (Note 33)	–	–	36	36
Deconsolidation	–	–	(187)	(187)
New leases	–	–	2,516	2,516
Lease modification	–	–	(2,422)	(2,422)
Termination of lease	–	–	(13,749)	(13,749)
Interest expenses	94	494	413	1,001
Total liability-related other changes	94	494	(13,393)	(12,805)
Balance at 31 December 2022	4,292	27,136	10,627	42,055

NOTES TO THE FINANCIAL STATEMENTS

YEAR ENDED 31 DECEMBER 2022

17 Deferred tax liabilities

Deferred tax liabilities are attributable to the following:

	2022 \$'000	2021 \$'000
Group		
Property, plant and equipment	420	324

Movement in temporary differences (prior to offsetting of balances) during the year are as follows:

	Balance as at 1 January 2021 \$'000	Recognised in profit or loss (Note 26) \$'000	Balance as at 31 December 2021 \$'000	Recognised in profit or loss (Note 26) \$'000	Others \$'000	Balance as at 31 December 2022 \$'000
Group						
Deferred tax liabilities						
Property, plant and equipment	266	58	324	(101)	–	223
Intangible assets	–	–	–	(66)	263	197
	<u>266</u>	<u>58</u>	<u>324</u>	<u>(167)</u>	<u>263</u>	<u>420</u>

Unrecognised deferred tax assets

Deferred tax assets have not been recognised in respect of the following items, because it is not probable that future taxable profit will be available against which the Group can use the benefits therefrom.

	Group		Company	
	2022 \$'000	2021 \$'000	2022 \$'000	2021 \$'000
Unabsorbed capital allowances	36	103	–	–
Unutilised tax losses	8,905	8,590	7,205	7,141
	<u>8,941</u>	<u>8,693</u>	<u>7,205</u>	<u>7,141</u>

The tax losses are subject to agreement by the tax authorities and compliance with tax regulations including satisfactory outcomes over changes in shareholders and the shareholding test. The tax losses and unabsorbed capital allowances do not expire under current tax legislation.

NOTES TO THE FINANCIAL STATEMENTS

YEAR ENDED 31 DECEMBER 2022

18 Trade and other payables

	Group		Company	
	2022 \$'000	2021 \$'000	2022 \$'000	2021 \$'000
Trade payables	13,549	12,250	135	33
Amount due to subsidiaries:				
– trade	–	–	864	298
– non-trade	–	–	8,230	6,757
Deposits received	510	1,052	1	1
Accrued expenses	9,221	4,742	268	175
Other payables	2,293	923	12	62
Financial liabilities	25,573	18,967	9,510	7,326
GST payable	399	277	9	7
Deferred revenue	124	83	–	–
	26,096	19,327	9,519	7,333

Non-trade balances due to subsidiaries are unsecured, interest-free and repayable on demand.

The Group's and the Company's exposure to liquidity risk related to trade and other payables are disclosed in Note 20.

19 Provision

	Note	Restoration \$'000
Group		
At 1 January 2021		540
Unwind of discount		40
At 31 December 2021		580
At 1 January 2022		580
Additions		140
Unwind of discount		22
Deconsolidation	34	(602)
At 31 December 2022		140
Non-current		
31 December 2021		580
31 December 2022		140

20 Financial instruments

Financial risk management

Overview

The Group has exposure to the following risks arising from financial instruments:

- (i) credit risk
- (ii) liquidity risk
- (iii) market risk

This note presents information about the Group's exposure to each of the above risks, the Group's objectives, policies and processes for measuring and managing risk, and the Group's Management of capital.

NOTES TO THE FINANCIAL STATEMENTS

YEAR ENDED 31 DECEMBER 2022

20 Financial instruments (Continued)

Risk management framework

The Board of Directors has overall responsibility for the establishment and oversight of the Group's risk management framework.

The Group's risk management policies are established to identify and analyse the risks faced by the Group, to set appropriate risk limits and controls, and to monitor risks and adherence to limits. Risk management policies and systems are reviewed regularly to reflect changes in market conditions and the Group's activities. The Group, through its training and management standards and procedures, aims to develop a disciplined and constructive control environment in which all employees understand their rules and obligations.

The Audit and Risk Committee oversees how management monitors compliance with the Group's risk management policies and procedures and reviews the adequacy of the risk management framework in relation to the risks faced by the Group. The Audit and Risk Committee is assisted in its oversight role by outsourced Internal Audit. Internal Audit undertakes both regular and ad hoc reviews of risk management controls and procedures, the results of which are reported to the Audit and Risk Committee.

(i) Credit risk

Credit risk is the risk of financial loss to the Group or the Company if a customer or counterparty to a financial instrument fails to meet its contractual obligations, and arises principally from the Group's and the Company's receivables from customers and the Company's non-trade amounts due from subsidiaries.

The carrying amounts of financial assets and contract assets represent the Group's and the Company's maximum exposure to credit risk, before taking into account any collateral held. The Group and the Company do not hold any collateral in respect of their financial assets.

Trade receivables and contract assets

The Group's exposure to credit risk is influenced mainly by the individual characteristics of each customer. However, Management also considers the demographics of the Group's customer base, including the default risk of the industry and country in which customers operate, as these factors may have an influence on credit risk. Details of concentration of revenue are included in Note 29.

The Group has established a credit policy under which each new customer is analysed individually for creditworthiness before the Group's standard payment and delivery terms and conditions are offered. The Group's review includes external ratings, if they are available, financial statements, credit agency information and industry information. Sale limits are established for each customer, which represents the maximum open amount without requiring approval from the Board; these limits are reviewed on an ongoing basis.

NOTES TO THE FINANCIAL STATEMENTS

YEAR ENDED 31 DECEMBER 2022

20 Financial instruments (Continued)

Risk management framework (Continued)

(i) Credit risk (Continued)

Exposure to credit risk

The Group's and Company's exposure to credit risk for trade and other receivables and contract assets is concentrated in Singapore.

The exposure to credit risk for trade and other receivables (excluding prepayments), and contract assets at the reporting date by type of counterparty was as follows:

	2022 \$'000	2021 \$'000
Group		
Commercial	14,723	15,185
Trading	13,044	10,257
	27,767	25,442
Company		
Commercial	7,054	7,259

As at 31 December 2022, the carrying amount of the Group's most significant receivable from a customer is \$2,129,000 (2021: \$2,315,000). The Company has no other significant concentration of customers' credit risk.

Expected credit loss assessment for individual customers

The Group uses an allowance matrix to measure the ECLs of trade receivables and contract assets from individual customers, which comprise a very large number of small balances. As the Group's past default experience does not show significantly different loss patterns for different customer segments, the allowance matrix is not further distinguished between the different customer bases.

Loss rates are calculated using a 'roll rate' method based on the probability of a receivable progressing through successive stages of delinquency to write-off.

Loss rates are based on actual credit loss experience over the past five years adjusted for current conditions and the Group's view of economic conditions over the expected lives of the trade receivables only if these factors have a significant impact to the credit loss.

NOTES TO THE FINANCIAL STATEMENTS

YEAR ENDED 31 DECEMBER 2022

20 Financial instruments (Continued)

Risk management framework (Continued)

(i) Credit risk (Continued)

Expected credit loss assessment for individual customers (Continued)

The following table provides information about the exposure to credit risk and ECLs for trade receivables and contract assets for individual customers.

	Weighted average loss rate %	Group		Credit impaired
		Gross carrying amount \$'000	Impairment loss allowance \$'000	
31 December 2022				
Current (not past due)	0.10	17,442	(17)	No
1 – 30 days past due	0.11	3,777	(4)	No
31 – 60 days past due	0.23	1,154	(3)	No
61 – 90 days past due	0.62	261	(2)	No
More than 90 days past due	1.39	1,650	(658)	Yes
		24,284	(684)	
31 December 2021				
Current (not past due)	0.12	14,725	(18)	No
1 – 30 days past due	0.14	3,468	(5)	No
31 – 60 days past due	0.33	1,211	(4)	No
61 – 90 days past due	1.04	651	(7)	No
More than 90 days past due	2.25	1,562	(726)	Yes
		21,617	(760)	

Management believes that there is no indication that any macro-economic factor will have a significant direct and immediate impact on the credit quality of the Group's trade receivables and contract assets.

Loss rates for trade receivables due from the Company's subsidiaries has been measured as an amount equal to lifetime expected losses ECL. The ECL on trade receivables are estimated based on past default experiences of the subsidiaries and an analysis of the subsidiaries' economic conditions. The Company has recognised a loss allowance of \$868,000 (2021: \$2,416,000) against trade receivables due from subsidiaries because historical experience has indicated that these receivables are generally not recoverable.

Movements in allowance for impairment in respect of trade receivables and contract assets

The movement in the allowance for impairment in respect of trade receivables and contract assets during the year was as follows:

	Group		Company	
	2022 \$'000	2021 \$'000	2022 \$'000	2021 \$'000
Balance at 1 January	760	688	2,416	2,232
Impairment loss recognised	208	244	–	184
Reversal of impairment loss	(91)	(172)	–	–
Write-off	(193)	–	(1,548)	–
Balance at 31 December	684	760	868	2,416

NOTES TO THE FINANCIAL STATEMENTS

YEAR ENDED 31 DECEMBER 2022

20 Financial instruments (Continued)

Risk management framework (Continued)

(i) Credit risk (Continued)

Sources of estimation uncertainty

The loss allowances for financial assets are based on assumptions about risk of default and expected loss rates to be applied for the respective category of the financial assets and contract assets. The Group uses judgement in making these assumptions and selecting the inputs to the impairment calculation including evaluation of the Group's historical loss rates, existing market conditions as well as forward looking estimates at the end of each reporting period.

Non-trade amounts due from subsidiaries

The Company has recognised a loss allowance of \$5,131,000 (2021: \$13,194,000) on the non-trade amounts due from subsidiaries because historical experience has indicated that these receivables are generally not recoverable. There has been no significant increase in the risk of default on the remaining receivable amounts since initial recognition and the amount of allowance on these remaining receivable amounts was negligible.

Other receivables

Impairment on accrued discount receivables, deposits and other receivables has been measured on the 12-month expected loss basis and reflects the short maturities of the exposures. Other receivables are considered to have low credit risk as they are not due for payment at the end of reporting period and there has been no significant increase in the risk of default on the receivables since initial recognition. The amount of the allowance on other receivables was negligible.

Cash and cash equivalents

The Group and the Company held cash and cash equivalents with bank and financial institution counterparties which are rated A- to AA-, based on rating agency Standard & Poor's ratings.

Impairment on cash and cash equivalents has been measured on the 12-month expected loss basis and reflects the short maturities of the exposures. The Group considers that its cash and cash equivalents have low credit risk based on the external credit ratings of the counterparties. The amount of the allowance on cash and cash equivalents was negligible.

(ii) Liquidity risk

Liquidity risk is the risk that the Group will encounter difficulty in meeting the obligations associated with its financial liabilities that are settled by delivering cash or another financial asset. The Group's approach to managing liquidity is to ensure, as far as possible, that it will always have sufficient liquidity to meet its liabilities when due, under both normal and stressed conditions, without incurring unacceptable losses or risking damage to the Group's reputation.

Typically, the Group ensures that it has sufficient cash on demand to meet expected operational expenses, including the servicing of financial obligations; this excludes the potential impact of extreme circumstances that cannot reasonably be predicted, such as natural disasters.

At the reporting date, the Group maintains \$8,824,000 (2021: \$9,347,000) of uncommitted credit facilities that can be drawn down to meet short-term financing needs.

NOTES TO THE FINANCIAL STATEMENTS

YEAR ENDED 31 DECEMBER 2022

20 Financial instruments (Continued)

Risk management framework (Continued)

(ii) Liquidity risk (Continued)

Exposure to liquidity risk

The following are the remaining contractual maturities of financial liabilities. The amounts are gross and undiscounted, and include contractual interest payments:

	Carrying amount \$'000	Contractual undiscounted cash flows			
		Total \$'000	Within 1 year \$'000	Within 2 to 5 years \$'000	More than 5 years \$'000
Group					
31 December 2022					
Non-derivative financial liabilities					
Variable interest rate loans	1,252	(1,651)	(285)	(504)	(862)
Fixed interest rate loans	25,884	(27,370)	(4,258)	(11,753)	(11,359)
Bills payable	4,292	(4,292)	(4,292)	-	-
Lease liabilities	10,627	(16,430)	(2,101)	(4,985)	(9,344)
Trade and other payables*	25,573	(25,573)	(25,573)	-	-
	67,628	(75,316)	(36,509)	(17,242)	(21,565)
31 December 2021					
Non-derivative financial liabilities					
Variable interest rate loans	1,346	(1,611)	(272)	(462)	(877)
Fixed interest rate loans	27,612	(29,302)	(3,128)	(13,622)	(12,552)
Bills payable	2,669	(2,696)	(2,696)	-	-
Lease liabilities	27,773	(31,383)	(5,936)	(15,902)	(9,545)
Trade and other payables*	18,967	(18,967)	(18,967)	-	-
	78,367	(83,959)	(30,999)	(29,986)	(22,974)

* Exclude deferred revenue and GST payable

	Carrying amount \$'000	Contractual undiscounted cash flows		
		Total \$'000	Within 1 year \$'000	Within 2 to 5 years \$'000
Company				
31 December 2022				
Non-derivative financial liabilities				
Fixed interest rate loans	3,377	(3,471)	(1,301)	(2,170)
Trade and other payables^	9,510	(9,510)	(9,510)	-
Intra-group financial guarantees	-	(27,645)	(27,645)	-
	12,887	(40,626)	(38,456)	(2,170)
31 December 2021				
Non-derivative financial liabilities				
Fixed interest rate loans	4,598	(4,665)	(1,302)	(3,363)
Trade and other payables^	7,326	(7,326)	(7,326)	-
Intra-group financial guarantees	-	(28,089)	(28,089)	-
	11,924	(40,080)	(36,717)	(3,363)

^ Exclude GST payable

NOTES TO THE FINANCIAL STATEMENTS

YEAR ENDED 31 DECEMBER 2022

20 Financial instruments (Continued)

Risk management framework (Continued)

(ii) **Liquidity risk** (Continued)

Exposure to liquidity risk (Continued)

The maturity analysis shows the contractual undiscounted cash flows of the Group's and the Company's financial liabilities on the basis of their earliest possible contractual maturity. Except for the cash flow arising from the intra-group financial guarantees (see Note 31), it is not expected that the cash flows included in the maturity analysis of the Group and the Company could occur significantly earlier, or at significantly different amounts.

(iii) **Market risk**

Market risk is the risk that changes in market prices, such as foreign currencies and interest rates will affect the Group's income or the value of its holdings of financial instruments. The objective of market risk management is to manage and control market risk exposure within acceptable parameters, while optimising the return.

Foreign currency risk

The Group is exposed to foreign currency risk on sales and purchases, including inter-company sales, purchases and inter-company balances that are denominated in a currency other than the respective functional currencies of the Group entities. The currencies in which these transactions primarily are denominated are the Singapore dollar ("**SGD**").

Exposure to foreign currency risk

The Group and the Company are not significantly exposed to foreign currency risk.

Interest rate risk

Managing interest rate benchmark reform and associated risks

Overview

A fundamental reform of major interest rate benchmarks is being undertaken globally, including the replacement of some interbank offered rates ("**IBORs**") with alternative nearly risk-free rates (referred to as 'interest rate benchmark reform'). The Group has exposures to IBORs on its financial instruments that will be replaced or reformed as part of these market-wide initiatives. The Group's main IBOR exposure at 31 December 2022 was indexed to Singapore interbank offered rate ("**SIBOR**") and London interbank offered rate ("**LIBOR**").

Management monitors and manages the Group's transition to alternative rates. The Management evaluates the extent to which contracts reference IBOR cash flows, whether such contracts will need to be amended as a result of interest rate benchmark reform and how to manage communication about interest rate benchmark reform with counterparties. No material effect is expected on the future financial statements arising from the interest rate benchmark reform.

NOTES TO THE FINANCIAL STATEMENTS

YEAR ENDED 31 DECEMBER 2022

20 Financial instruments (Continued)

Risk management framework (Continued)

(iii) Market risk (Continued)

Interest rate risk (Continued)

Exposure to interest rate risk

At the reporting date, the interest rate profile of the Group's interest-bearing financial instruments, as reported to Management, was as follows:

	2022 \$'000	2021 \$'000
Group		
Fixed rate instruments		
Loans and borrowings	(40,803)	(58,054)
Fixed deposits	12	12
	(40,791)	(58,042)
Variable rate instruments		
Loans and borrowings	(1,252)	(1,346)
	(3,377)	(4,598)

Fair value sensitivity analysis for fixed rate instruments

The Group does not account for any fixed rate financial assets and liabilities at fair value through profit or loss. Therefore, in respect of the fixed rate instrument a change in interest rates at the reporting date would not affect profit or loss.

Sensitivity analysis for variable rate instruments

A reasonably possible change of 100 basis points in interest rates at the reporting date would have increased (decreased) equity and profit or loss by the amounts shown below. This analysis assumes that all other variables, in particular foreign currency exchange rates, remain constant.

	2022		2021	
	100 bp increase \$'000	100 bp decrease \$'000	100 bp increase \$'000	100 bp decrease \$'000
Group				
Profit before tax				
Variable rate instruments	(13)	13	(13)	13

Capital management

The Board's policy is to maintain a sound capital base so as to maintain investor, creditor and market confidence and to sustain future development of the business. Capital consists of share capital, reserves and accumulated losses of the Group. The Board of Directors monitors the return on capital which the Group defines as net operating income divided by total average shareholders' equity attributable to owners of the Company, as well as the level of dividends to ordinary shareholders.

There were no changes in the Group's approach to capital management during the year.

Neither the Company nor any of its subsidiaries are subject to externally imposed capital requirements.

NOTES TO THE FINANCIAL STATEMENTS

YEAR ENDED 31 DECEMBER 2022

20 Financial instruments (Continued)

Risk management framework (Continued)

(iii) Market risk (Continued)

Accounting classifications and fair values

The carrying amounts and fair values of financial assets and financial liabilities, including their levels in the fair value hierarchy are as follows. It does not include fair value information for financial assets and financial liabilities not measured at fair value if the carrying amount is a reasonable approximation of fair value.

Group	Note	Carrying amount			Fair value				
		Mandatorily at fair value through profit or loss \$'000	Financial assets at amortised cost \$'000	Other financial liabilities \$'000	Total \$'000	Level 1 \$'000	Level 2 \$'000	Level 3 \$'000	Total \$'000
31 December 2022									
Financial assets measured at fair value									
Other investments	9	1,087	-	-	1,087	-	1,013	74	1,087
Financial assets not measured at fair value									
Trade and other receivables*	11	-	21,365	-	21,365	-	-	-	-
Cash and cash equivalents	12	-	8,169	-	8,169	-	-	-	-
		-	29,534	-	29,534	-	-	-	-
Financial liabilities not measured at fair value									
Variable interest rate loans	16	-	-	1,252	1,252	-	-	-	-
Fixed interest rate loans	16	-	-	25,884	25,884	-	23,965	-	23,965
Bills payable	16	-	-	4,292	4,292	-	-	-	-
Trade and other payables*	18	-	-	25,573	25,573	-	-	-	-
		-	-	57,001	57,001	-	-	-	-

Exclude prepayments

* Exclude deferred revenue and GST payable

NOTES TO THE FINANCIAL STATEMENTS

YEAR ENDED 31 DECEMBER 2022

20 Financial instruments (Continued)

Risk management framework (Continued)

(iii) Market risk (Continued)

Accounting classifications and fair values (Continued)

Group	Note	Carrying amount			Fair value				
		Mandatorily at fair value through profit or loss \$'000	Financial assets at amortised cost \$'000	Other financial liabilities \$'000	Total \$'000	Level 1 \$'000	Level 2 \$'000	Level 3 \$'000	Total \$'000
31 December 2021									
Financial assets measured at fair value									
Other investments	9	1,000	-	-	1,000	-	1,000	-	1,000
Financial assets not measured at fair value									
Trade and other receivables [#]	11	-	21,045	-	21,045	-	-	-	-
Cash and cash equivalents	12	-	11,625	-	11,625	-	-	-	-
		-	32,670	-	32,670	-	-	-	-
Financial liabilities not measured at fair value									
Variable interest rate loans	16	-	-	1,346	1,346	-	-	-	-
Fixed interest rate loans	16	-	-	27,612	27,612	-	26,274	-	26,274
Bills payable	16	-	-	2,669	2,669	-	-	-	-
Trade and other payables*	18	-	-	18,967	18,967	-	-	-	-
		-	-	50,594	50,594	-	-	-	-

Exclude prepayments

* Exclude deferred revenue and GST payable

NOTES TO THE FINANCIAL STATEMENTS

YEAR ENDED 31 DECEMBER 2022

20 Financial instruments (Continued)

Risk management framework (Continued)

(iii) Market risk (Continued)

Accounting classifications and fair values (Continued)

Company	Note	Mandatorily at fair value through profit or loss \$'000	Carrying amount			Fair value			
			Financial assets at amortised cost \$'000	Other financial liabilities \$'000	Total \$'000	Level 1 \$'000	Level 2 \$'000	Level 3 \$'000	Total \$'000
31 December 2022									
Financial assets measured at fair value									
Other investments	9	1,087	-	-	1,087	-	1,013	74	1,087
Financial assets not measured at fair value									
Trade and other receivables [#]	11	-	7,054	-	7,054	-	-	-	-
Cash and cash equivalents	12	-	113	-	113	-	-	-	-
		-	7,167	-	7,167	-	-	-	-
Financial liabilities not measured at fair value									
Fixed interest rate loans	16	-	-	3,377	3,377	-	3,193	-	3,193
Trade and other payables [^]	18	-	-	9,510	9,510	-	-	-	-
		-	-	12,887	12,887	-	-	-	-
31 December 2021									
Financial assets measured at fair value									
Other investments	9	1,000	-	-	1,000	-	1,000	-	1,000
Financial assets not measured at fair value									
Trade and other receivables [#]	11	-	7,259	-	7,259	-	-	-	-
Cash and cash equivalents	12	-	703	-	703	-	-	-	-
		-	7,962	-	7,962	-	-	-	-
Financial liabilities not measured at fair value									
Fixed interest rate loans	16	-	-	4,598	4,598	-	4,536	-	4,536
Trade and other payables [^]	18	-	-	7,326	7,326	-	-	-	-
		-	-	11,924	11,924	-	-	-	-

Exclude prepayments

^ Exclude GST payable

NOTES TO THE FINANCIAL STATEMENTS

YEAR ENDED 31 DECEMBER 2022

20 Financial instruments (Continued)

Level 3 fair value

The following table shows a reconciliation from the opening balance to the ending balance for Level 3 fair value:

	Unquoted equity investments \$'000
Group and Company	
At 1 January 2021	600
Fair value loss recognised in profit or loss	(600)
At 31 December 2021	–

No fair value gain or loss being recognised in profit or loss in 2022.

21 Measurement of fair values

A number of Group's accounting policies and disclosures require the determination of fair value, for both financial and non-financial assets and liabilities. Fair values have been determined for measurement and/or disclosure purposes based on the following methods. When applicable, further information about the assumptions made in determining fair values is disclosed in the notes specific to that asset or liability.

Plant and equipment

The fair value of plant and equipment was determined by an external, independent valuation company, having appropriate recognised professional qualifications and recent experience in the type of plant and equipment being valued.

For those fair values of plant and equipment based on replacement cost approach, the valuation was based on quotations from suppliers at reporting date. Such approach provides an indication of value by calculating the current replacement or reproduction cost of an asset and making deductions for physical deterioration as well as other relevant forms of obsolescence.

Other investments – equity investment at FVTPL

The fair value of equity investment designated at FVTPL is determined based on the latest projected business plans presented by the Management.

Other investments – money market fund at FVTPL

The fair value of money market fund designated at FVTPL is determined by reference to broker quotes.

Non-derivative financial liabilities

The fair value of non-derivative financial liabilities which are determined for disclosure purposes, are calculated based on the present value of future principal and interest cash flows, discounted at the market rate of interest at the reporting date.

Other non-derivative financial assets and liabilities

The carrying amounts of other non-derivative financial assets and liabilities with a maturity of less than one year (including trade and other receivables, cash and cash equivalents, and trade and other payables) are assumed to approximate their fair values because of the short period to maturity.

NOTES TO THE FINANCIAL STATEMENTS

YEAR ENDED 31 DECEMBER 2022

22 Revenue

	Group	
	2022	2021
	\$'000	\$'000
Revenue from contracts with customers	147,795	142,971
Rental income	1,855	4,982
	149,650	147,953

The following tables provide information about the nature and timing of the satisfaction of performance obligations in contracts with customers, including significant payments terms, and the related revenue recognition policies:

Trading

Nature of goods or services	The Group sells air-conditioning units, spare parts, paints and F&B products.
When revenue is recognised	Revenue is recognised when goods are delivered to the customer and all criteria for acceptance have been satisfied.
Significant payment terms	For air-conditioning units, spare parts and paint, invoices are issued upon delivery of goods. Payment terms range from cash on delivery to 60 days after invoice date. For F&B restaurant business, payment term is cash. For wholesale business, payment terms ranging from cash on delivery to 60 days after invoice date.
Obligations for warranties	Air-conditioning units sold by the Group come with a standard warranty term ranging from one to five years. The warranty is directly covered by the suppliers. Accordingly, the Group has no warranty obligations relating to the air-conditioning units. There is no warranty for paint products and foods and beverages.

Servicing and system development

Nature of goods or services	The Group provides maintenance services such as inspection and cleaning of air-conditioning and ventilation systems to residential and commercial market. The Group also provides estate monitoring solutions. The Group also provides facilities management services including design and provision of system development on lift monitoring system.
When revenue is recognised	Revenue is recognised when services are provided to the customer and all criteria for acceptance have been satisfied as well as using residual approach for the system development.
Significant payment terms	Invoices are issued upon completion of services. Residential customers are required to make payments in advance of services rendered or cash on delivery. Commercial customers are given a credit term ranging from 30 to 60 days after invoice date.
Obligations for warranties	There is no warranty.

NOTES TO THE FINANCIAL STATEMENTS

YEAR ENDED 31 DECEMBER 2022

22 Revenue (Continued)

Installation

Nature of goods or services	The Group provides installation services for commercial air-conditioning systems, mechanical ventilation and estate monitoring systems.
When revenue is recognised	The Group has assessed that these installation services qualify for over time revenue recognition. The Group has the enforceable rights to payment for performance completed till date. The stage of completion is assessed by reference to the contract costs incurred till date in proportion to the total estimated contract costs of each contract. Revenue also being recognised when the installation is completed and all criteria for acceptance have been satisfied by the customers.
Significant payment terms	Progress billings to the customer are based on a payment schedule in the contract that is dependent on the achievement of specified milestones. If the value of the installation services rendered exceeds payments received from the customer, a contract asset is recognised.
Obligations for warranties	The contracts are covered under defect liability period ranging from one to two years.

Disaggregation of revenue from contracts with customers

In the following table, revenue from contracts with customers is disaggregated by revenue streams and timing of revenue recognition.

	Paint and Coatings		Aircon and Engineering		F&B		Technology		Total	
	2022	2021	2022	2021	2022	2021	2022	2021	2022	2021
	\$'000	\$'000	\$'000	\$'000	\$'000	\$'000	\$'000	\$'000	\$'000	\$'000
Revenue streams										
Trading	4,180	3,665	86,199	88,428	5,055	3,562	–	–	95,434	95,655
Installation	–	–	38,717	37,184	–	–	428	–	39,145	37,184
Servicing	–	–	10,424	10,132	–	–	2,392	–	12,816	10,132
System development	–	–	–	–	–	–	400	–	400	–
	4,180	3,665	135,340	135,744	5,055	3,562	3,220	–	147,795	142,971
Timing of revenue recognition										
Products and services transferred over time	–	–	38,717	37,184	–	–	828	–	39,545	37,184
Products transferred at a point in time	4,180	3,665	96,623	98,560	5,055	3,562	2,392	–	108,250	105,787
	4,180	3,665	135,340	135,744	5,055	3,562	3,220	–	147,795	142,971

NOTES TO THE FINANCIAL STATEMENTS

YEAR ENDED 31 DECEMBER 2022

22 Revenue (Continued)

Contract balances

The following table provides information about receivables, contract assets and contract liabilities from contracts with customers.

	Note	Group	
		2022 \$'000	2021 \$'000
Trade receivables	11	17,198	16,460
Contract assets		6,402	4,397
Contract liabilities		(9,312)	(11,766)

The contract assets primarily relate to the Group's rights to consideration for work completed but not billed at the reporting date on installation of air-conditioning systems and mechanical ventilation. The contract assets are transferred to trade receivables when the rights become unconditional. This usually occurs when the Group invoices the customer.

The contract liabilities primarily relate to consideration received from customers exceeding progress of installations and advance considerations received from customers for maintenance services.

Significant changes in the contract assets and the contract liabilities balances during the year are as follows:

	Group			
	Contract assets		Contract liabilities	
	2022 \$'000	2021 \$'000	2022 \$'000	2021 \$'000
Revenue recognised that was included in the contract liability balance at the beginning of the year	-	-	8,390	8,178
Increases due to cash received and progress billings, excluding amounts recognised as revenue during the year	-	-	(5,909)	(7,266)
Acquisition through business combination	-	3,184	(27)	(44)
Transfer from contract assets recognised at the beginning of the year to receivables	(2,064)	(390)	-	-
Recognition of revenue, net of recognised in receivables	4,069	637	-	-

Sources of estimation uncertainty

Revenue recognition on installation are dependent on estimating the total completion cost of the installation contract. Actual total costs may be higher or lower than estimated at the reporting date, which would affect the revenue recognised in future years.

NOTES TO THE FINANCIAL STATEMENTS

YEAR ENDED 31 DECEMBER 2022

22 Revenue (Continued)

Transaction price allocated to the remaining performance obligations

The following table includes revenue expected to be recognised in the future related to performance obligations that are unsatisfied (or partially satisfied) at the reporting date.

Group	2023 \$'000	2024 \$'000	2025 \$'000	2026 \$'000	Total \$'000
Installation	27,078	14,584	7,039	–	48,701
Servicing	567	901	844	808	3,120

Variable consideration that is constrained and therefore not included in the transaction price is excluded in the amount presented above.

The Group applies the practical expedient in paragraph 121 of SFRS(I) 15 and does not disclose information about its remaining performance obligations if:

- the performance obligation is part of a contract that has an original expected duration of one year or less; or
- the Group has a right to invoice a customer an amount that corresponds directly with its performance to date, then it recognises revenue in that amount.

The Group's exposure to impairment losses for contract assets is disclosed in Note 20.

23 Other income

	Group	
	2022 \$'000	2021 \$'000
Interest income	1	3
Dividend income	21	–
Gain on disposal of property, plant and equipment	275	162
Gain on termination of lease	3,974	–
Government grants:		
– Job support scheme	123	495
– Other government grants	1,001	637
Rental deposit forfeited	–	129
Others	430	466
	5,825	1,892

During the financial year, a subsidiary has terminated its lease of property at 29 Tai Seng Avenue. As a result, the related right-of-use assets has been derecognised and resulted a gain on termination of lease of \$3,974,000.

NOTES TO THE FINANCIAL STATEMENTS

YEAR ENDED 31 DECEMBER 2022

24 Other expenses

	Note	Group	
		2022 \$'000	2021 \$'000
Change in fair value of investment in FVTPL		–	600
Impairment losses on goodwill		75	103
Impairment losses on property, plant and equipment		885	4,565
Impairment of inventories		70	–
Loss on deconsolidation	34	1,171	–
Net loss on foreign exchange rates		187	45
Property, plant and equipment written off		593	34
Others		39	246
		3,020	5,593

25 Finance costs

	Group	
	2022 \$'000	2021 \$'000
Interest expenses:		
– Bank loans and bills payable	588	549
– Lease liability interest	413	590
Unwind of discount on provision	22	40
	1,023	1,179

26 Tax expense

	Group	
	2022 \$'000	2021 \$'000
Current tax expense		
Current year	491	208
Over provided in prior years	(44)	(52)
	447	156
Deferred tax credit		
Origination and reversal of temporary differences	(168)	8
Under provided in prior years	1	50
	(167)	58
Tax expense	280	214
Reconciliation of effective tax rate		
Profit/(loss) before tax	1,220	(5,696)
Tax using Singapore tax rate at 17% (2021: 17%)	207	(968)
Effect of tax rates in foreign jurisdictions	(14)	(8)
Tax incentives	(312)	(361)
Non-taxable income	(714)	(154)
Non-deductible expenses	1,129	1,700
Over provided in prior years	(43)	(2)
Deferred tax assets not recognised	27	7
	280	214

NOTES TO THE FINANCIAL STATEMENTS

YEAR ENDED 31 DECEMBER 2022

27 Profit/(loss) for the year

The following items have been included in arriving at profit/(loss) for the year:

	Note	Group 2022 \$'000	Group 2021 \$'000
Amortisation of intangible assets	5	570	107
Audit fees paid to:			
– Auditors of the Company		268	217
– Other auditors		58	48
Non-audit fees paid to auditors of the Company		18	23
Depreciation of property, plant and equipment	4	5,672	7,726
Depreciation of investment property	6	28	–
Bad debts (written back)/written-off		(71)	61
Staff costs		25,282	18,607
Contributions to defined contribution plans, included in staff costs		1,175	1,155

28 Earnings/(losses) per share

Basic and diluted earnings/(losses) per share

The calculation of basic and diluted earnings/(losses) per share has been based on earnings attributable to ordinary shareholders of \$1,387,000 (2021: losses of \$5,663,000) and weighted average number of ordinary shares outstanding of 250,448,000 (2021: 250,448,000). The calculated of weighted average number of ordinary shares is as follows:

	2022 '000	2021 '000
Group		
Issued ordinary shares at 1 January and 31 December, representing weighted average number of ordinary shares during the year	250,448	250,448

The Group does not have any dilutive potential ordinary shares.

29 Operating segments

The Group has five reportable segments, as described below, which are the Group's strategic business units. The strategic business units offer different products and services, and are managed separately because they require different technology and marketing strategies. For each of the strategic business units, the Group CEO and Group COO review internal management reports on at least a quarterly basis. The following summary describes the operations in each Group's reportable segments:

- Aircon and Engineering : trading of air-conditioning units and spare parts, installation services for commercial air-conditioning systems and mechanical ventilation, and maintenance services such as inspection and cleaning of air-conditioning and ventilation systems.
- Investment : leasing of properties.
- Paint and Coatings : manufacturing and distribution of paints and chemicals.
- Food and Beverages : operator of restaurants, manufacture and wholesale of F&B products.
- Technology : installation of building automated systems for remote monitoring.

NOTES TO THE FINANCIAL STATEMENTS

YEAR ENDED 31 DECEMBER 2022

29 Operating segments (Continued)

Information regarding the results of each reportable segment is included below. Performance is measured based on segment profit before income tax, as included in the internal management reports review by the Group CEO and Group COO. Segment profit before income tax is used to measure performance as Management believes that such information is the most relevant in evaluating the results of certain segments relative to other entities that operate within these industries.

Information about reportable segments

	Aircon and Engineering \$'000	Investment \$'000	Paint and Coatings \$'000	F&B \$'000	Technology \$'000	Total \$'000
2022						
External revenue	136,135	1,045	4,180	5,070	3,220	149,650
Inter-segment revenue	4,560	201	1,377	472	-	6,610
Total revenue of reportable segments	140,695	1,246	5,557	5,542	3,220	156,260
Interest income	(21)	(7)	-	-	-	(28)
Finance costs	795	125	24	48	2	994
Depreciation and amortisation	2,794	1,323	250	1,302	482	6,151
Reportable segment profit/(loss) before tax	1,805	2,944	36	(2,013)	168	2,940
Other material non-cash item:						
Gain on termination of lease	-	3,974	-	-	-	3,974
Impairment losses on goodwill	-	-	-	75	-	75
Impairment losses on property, plant and equipment	-	-	-	885	-	885
Impairment losses on trade receivables and contract assets, including bad debts written-off	190	-	-	-	-	190
Loss on deconsolidation	-	1,710	(539)	-	-	1,171
Reportable segment assets	88,942	-	2,376	4,278	5,998	101,594
Capital expenditure	3,292	-	7	1,282	6	4,587
Reportable segment liabilities	68,310	-	7,496	8,361	4,769	88,936
	Aircon and Engineering \$'000	Investment \$'000	Paint and Coatings \$'000	F&B \$'000	Technology \$'000	Total \$'000
2021						
External revenue	136,713	3,842	3,665	3,733	-	147,953
Inter-segment revenue	5,712	526	2,484	406	-	9,128
Total revenue of reportable segments	142,425	4,368	6,149	4,139	-	157,081
Interest income	(23)	(13)	-	-	-	(36)
Finance costs	689	384	27	28	-	1,128
Depreciation and amortisation	2,521	4,373	241	641	-	7,776
Reportable segment profit/(loss) before tax	2,068	(5,344)	134	(1,288)	-	(4,430)
Other material non-cash item:						
Impairment losses on trade receivables and contract assets, including bad debts written-off	131	-	2	-	-	133
Impairment losses on goodwill	-	-	-	103	-	103
Impairment losses on property, plant and equipment	-	4,293	-	272	-	4,565
Reportable segment assets	91,669	13,901	3,014	5,663	-	114,247
Capital expenditure	660	192	10	2,747	-	3,609
Reportable segment liabilities	67,752	17,700	8,118	7,915	-	101,485

NOTES TO THE FINANCIAL STATEMENTS

YEAR ENDED 31 DECEMBER 2022

29 Operating segments (Continued)

Reconciliations of reportable segment revenues, profit or loss, assets and liabilities

	2022 \$'000	2021 \$'000
Revenue		
Total revenue for reportable segments	156,260	157,081
Elimination of inter-segment revenue	(6,610)	(9,128)
Consolidated revenue	<u>149,650</u>	<u>147,953</u>
Profit or loss before tax		
Total profit/(loss) before tax for reportable segments	2,940	(4,430)
Unallocated amounts	(596)	(1,310)
Elimination of inter-segment profit or loss	(1,124)	44
Consolidated profit/(loss) before tax	<u>1,220</u>	<u>(5,696)</u>
Assets		
Total assets for reportable segments	101,594	114,247
Unallocated amounts	1,746	1,996
Elimination of inter-segment assets	(9,282)	(10,784)
Consolidated total assets	<u>94,058</u>	<u>105,459</u>
Liabilities		
Total liabilities for reportable segments	88,936	101,485
Unallocated amounts	3,801	4,877
Elimination of inter-segment liabilities	(14,206)	(14,767)
Consolidated total liabilities	<u>78,531</u>	<u>91,595</u>

Reconciliations of reportable segment other material items

	Reportable segment totals \$'000	Unallocated amounts \$'000	Consolidated totals \$'000
2022			
Interest income	(28)	27	(1)
Finance costs	994	29	1,023
Depreciation and amortisation	6,151	119	6,270
Impairment losses on goodwill	75	-	75
Impairment losses on property, plant and equipment	885	-	885
Impairment losses on trade receivables and contract assets, including bad debts written-off	190	(79)	111
Loss on deconsolidation	1,171	-	1,171
Capital expenditure	4,587	151	4,738*

* Exclude Right-of-Use assets

	Reportable segment totals \$'000	Unallocated amounts \$'000	Consolidated totals \$'000
2021			
Interest income	(36)	33	(3)
Finance costs	1,128	51	1,179
Depreciation and amortisation	7,776	57	7,833
Impairment losses on trade receivables and contract assets, including bad debts written-off	133	-	133
Impairment losses on goodwill	103	-	103
Impairment losses on property, plant and equipment	4,565	-	4,565
Capital expenditure	3,609	195	3,804*

* Exclude Right-of-Use assets

NOTES TO THE FINANCIAL STATEMENTS

YEAR ENDED 31 DECEMBER 2022

29 Operating segments (Continued)

Geographical information

The Group operates primarily in Singapore. The reportable revenue is primarily generated from Singapore and the segment assets are based in Singapore.

Major customer

Revenue from one customer of the Group's Aircon and Engineering segment represents approximately \$5,374,000 (2021: \$8,399,000) of the Group's total revenue.

30 Leases

The Group leases building, warehouse and equipment. The leases typically run for a period ranging from 1 to 30 years, with an option to renew the lease after that date. Lease payments are renegotiated when the contracts end.

The Group leases equipment with contract terms of one to two years. These leases are short-term and/or leases of low-value items. The Group has elected not to recognise right-of-use assets and lease liabilities for these leases.

One of the leased properties has been sub-let by the Group and terminated during the year. The gain on termination of the lease amounting to \$3,974,000. For the remaining leased properties sub-let by the Group, both the lease and sub-lease expire in 2024.

Information about leases for which the Group is a lessee is presented below.

Amounts recognised in profit or loss

	Group	
	2022 \$'000	2021 \$'000
Interest on lease liabilities	413	590
Income from sub-leasing right-of-use assets presented in revenue	1,045	4,012
Impairment losses on right-of-use assets	331	–
Expenses relating to short-term leases	776	415

Amounts recognised in statement of cash flows

	2022 \$'000	2021 \$'000
Total cash outflow for leases	3,753	5,294

Extension options

Some property leases contain extension options exercisable by the Group up to thirty years before the end of the non-cancellable contract period. Where practicable, the Group seeks to include extension options in new leases to provide operational flexibility. The extension options held are exercisable only by the Group and not by the lessors. The Group assesses at lease commencement date whether it is reasonably certain to exercise the extension options. The Group reassesses whether it is reasonably certain to exercise the options if there is a significant event or significant changes in circumstances within its control.

NOTES TO THE FINANCIAL STATEMENTS

YEAR ENDED 31 DECEMBER 2022

30 Leases (Continued)

Leases as lessor

Operating lease

The Group leases out its leasehold properties and its investment property. The Group has classified these leases as operating leases, because they do not transfer substantially all of the risks and rewards incidental to the ownership of the assets.

Rental income recognised by the Group during 2022 was \$1,855,000 (2021: \$4,982,000).

The following table sets out a maturity analysis of lease payments, showing the undiscounted lease payments to be received after the reporting date.

	Group	
	2022 \$'000	2021 \$'000
Less than one year	533	2,966
One to two years	231	753
Two to three years	–	243
	764	3,962

31 Contingencies

Corporate guarantees

Banking facilities for subsidiaries
Amounts utilised

	Company	
	2022 \$'000	2021 \$'000
	41,505	37,657
	(32,681)	(28,310)

At the reporting date, the Company has issued guarantees to banks with notional amounts of \$27,645,000 (2021: \$28,089,000) in respect of bank facilities granted to its subsidiaries. These intra-group financial guarantees, as disclosed above, will expire when the loans have been paid and discharged and/or when the banking facilities are no longer available to the subsidiaries, delivery of contracts with customers and suppliers. These financial guarantee contracts are accounted for as insurance contracts.

The principal risk to which the Company is exposed is the credit risk in connection with the guarantee contracts it has issued. The credit risk represents the loss that would be recognised upon a default by the subsidiaries to which the guarantees were given on behalf of.

There are no terms and conditions attached to the guarantee contracts that would have a material effect on the amount, timing and uncertainty of the Company's future cash flows.

The intra-group financial guarantees are eliminated in preparing the consolidated financial statements.

Estimates of the Company's obligation arising from the financial guarantee contracts may be affected by future events, which cannot be predicted with certainty. The assumptions made may well vary from actual experience so that the actual liability may vary considerably from the best estimates. As of balance sheet date, there is no provision made in respect of the obligations as the Company believes it is remote that these corporate guarantees will be called upon.

NOTES TO THE FINANCIAL STATEMENTS

YEAR ENDED 31 DECEMBER 2022

31 Contingencies (Continued)

Continuing financial support

The Company has given undertakings, which are unsecured, to provide financial support to its subsidiaries. As at 31 December 2022, the net liabilities of these subsidiaries amount to approximately \$13,594,000 (2021: \$25,521,000).

32 Related parties

Key management personnel compensation

Key management personnel of the Group and the Company are those persons having the authority and responsibility for planning, directing and controlling the activities of the entity. The Directors and senior management of the Group and the Company are considered as key management personnel.

Key management personnel compensation comprised:

	Group	
	2022	2021
	\$'000	\$'000
Short-term employee benefits	2,416	2,230
Post-employment benefits (including CPF)	109	102
	2,525	2,332

Included in the above is the total compensation to Directors of the Company which amount to \$1,170,000 (2021: \$1,160,000).

Other related party transactions

	Company	
	2022	2021
	\$'000	\$'000
Management fee income from subsidiaries	(1,737)	(1,391)
Management fee expense to a subsidiary	522	371
Rental expense to subsidiaries	81	191

33 Acquisition of subsidiaries

iFocus Pte Ltd

On 25 January 2022, the Company has incorporated a wholly-owned subsidiary, Futura Innovation Pte. Ltd. to acquire 51% of the issued share capital in iFocus Pte Ltd ("**iFocus**") on 27 January 2022 for a consideration of \$3,060,000.

Acquisition-related costs

The Group incurred acquisition related costs of \$104,000 on legal fees in its acquisition of iFocus. These costs have been included in 'administrative expenses' in profit or loss.

NOTES TO THE FINANCIAL STATEMENTS

YEAR ENDED 31 DECEMBER 2022

33 Acquisition of subsidiaries (Continued)

Identifiable assets acquired and liabilities assumed

The following table summarises the recognised amounts of assets acquired and liabilities assumed at the date of acquisition.

	Note	\$'000
Property, plant and equipment	4	36
Intangible assets	5	1,551
Cash and cash equivalents		247
Inventories		172
Trade and other receivables		1,133
Trade and other payables		(629)
Contract liabilities	22	(27)
Loans and borrowings	16	(36)
Deferred tax liabilities		(263)
Current tax payable		(18)
Total identifiable net assets		<u>2,166</u>

The effects on the cash flows of the Group, at the acquisition date, are as follows:

	\$'000
Cash paid	(3,060)
Less: cash and cash equivalents in subsidiary acquired	247
	<u>(2,813)</u>

Measurement of fair values

The valuation techniques used for measuring the fair value of material assets acquired are as follows:

Assets acquired	Valuation technique
Intangible assets	Multi-period excess earnings methods
– Order backlog	
– Customer relationships	

Goodwill

Goodwill arising from the acquisition has been recognised as follows:

	\$'000
Total consideration transferred in cash	3,060
51% share of fair value of identifiable net assets	(1,105)
Goodwill	<u>1,955</u>

Nam Fang Co Pte Ltd.

In 2021, the Group acquired 51% of the issued share capital in Nam Fang Co Pte Ltd. ("**Nam Fang**") for cash consideration of \$473,000.

NOTES TO THE FINANCIAL STATEMENTS

YEAR ENDED 31 DECEMBER 2022

33 Acquisition of subsidiaries (Continued)

Acquisition-related costs

In 2021, the Group incurred acquisition related costs of \$45,000 on legal fees in its acquisition of Nam Fang. These costs had been included in 'administrative expenses' in profit or loss.

Identifiable assets acquired and liabilities assumed

The following table summarises the recognised amounts of assets acquired and liabilities assumed at the date of acquisition.

	Note	\$'000
Property, plant and equipment	4	315
Investment property	6	950
Cash and cash equivalents		157
Trade and other receivables		858
Contract assets	22	3,184
Trade and other payables		(3,183)
Contract liabilities	22	(44)
Loans and borrowings	16	(1,848)
Current tax liabilities		(21)
Total identifiable net assets		<u>368</u>

The effects on the cash flows of the Group, at the acquisition date, are as follows:

	\$'000
Cash paid	(473)
Less: cash and cash equivalents in subsidiary acquired	157
	<u>(316)</u>

Measurement of fair values

The valuation techniques used for measuring the fair value of material assets acquired are as follows:

Asset required	Valuation technique
Property, plant and equipment Investment property	<i>Comparable sales (market comparison approach):</i> The market comparison approach uses prices and other relevant information generated by market transactions involving identical or comparable (i.e. similar) assets, liabilities or group of assets and liabilities, such as a business.

Goodwill

Goodwill arising from the acquisition has been recognised as follows:

	\$'000
Total consideration transferred in cash	473
51% share of fair value of identifiable net assets	(188)
Goodwill	<u>285</u>

The goodwill is attributable mainly to the synergies expected to be achieved from integrating Nam Fang into the Group's existing air-conditioning installation business. None of the goodwill recognised is expected to be deductible for tax purposes.

NOTES TO THE FINANCIAL STATEMENTS

YEAR ENDED 31 DECEMBER 2022

34 Deconsolidation of Natural Cool Investments Pte. Ltd. ("NCI") and its subsidiary

During the financial year, NCI received a letter of demand from solicitors acting for the landlord of 29 Tai Seng Avenue, Singapore 534119, seeking payments for rental arrears. In the letter dated 5 July 2022, the landlord also terminated the lease with NCI. With the termination of the lease, the related right-of-use assets has been derecognised and a gain on termination of lease of \$3,974,000 was recognised (see Note 23). The landlord has exercised their right to set off the rental arrears against security deposits. Additionally, the landlord also imposed a claim against NCI of \$5,450,000 for unauthorised sub-letting. The Board believes the claim is made without legitimate basis.

NCI has filed a creditors' voluntary winding up and on 2 September 2022 liquidators have been appointed for the purposes of winding up affairs of NCI. Consequently, control over NCI and its subsidiary has been transferred to the liquidators and consolidation of NCI and its subsidiary ceased with effect from that day.

The assets and liabilities of NCI and its subsidiary being deconsolidated comprised the following:

	Note	\$'000
Property, plant and equipment	4	187
Inventories		443
Trade and other receivables		3,861
Cash and cash equivalents		371
		<u>4,862</u>
Provision	19	602
Trade and other payables		18,671
Lease liabilities	16	187
		<u>19,460</u>

The impact of the deconsolidation is summarised as follows:

	Note	\$'000
Proceeds from deconsolidation		-
Net liabilities of NCI and its subsidiary		(14,449)
Group's receivables from NCI and its subsidiary written off		15,804
Foreign translation		(184)
Loss on deconsolidation	24	<u>1,171</u>

SHAREHOLDING STATISTICS

AS AT 16 MARCH 2023

CLASS OF SHARES

Ordinary Shares

NUMBER OF SHARES

250,447,985

NUMBER OF ORDINARY SHAREHOLDERS

The number of ordinary shareholders as at 16 March 2023 is 1,032

VOTING RIGHTS

1 vote for each Ordinary Share held

TREASURY SHARES

Nil

SUBSIDIARY HOLDINGS

Nil

SHAREHOLDING HELD IN HANDS OF PUBLIC

Based on information provided and to the best knowledge of the Directors, approximately 43.68% of the total number of issued shares (excluding treasury shares and subsidiary holdings) in the capital of the Company are held in the hands of the public as at 16 March 2023. Rule 723 of the Listing Manual (Section B: Rules of Catalyst) of the Singapore Exchange Securities Trading Limited has therefore been complied with.

ANALYSIS OF SHAREHOLDINGS BY RANGE AS AT 16 MARCH 2023

Size of shareholdings	No. of shareholders	%	No. of Shares	%
1 - 99	90	8.72	1,261	0.00
100 - 1,000	434	42.05	254,899	0.10
1,001 - 10,000	154	14.92	986,902	0.40
10,001 - 1,000,000	330	31.98	34,542,719	13.79
1,000,001 and above	24	2.33	214,662,204	85.71
Total	1,032	100.00	250,447,985	100.00

SHAREHOLDING STATISTICS

AS AT 16 MARCH 2023

SUBSTANTIAL SHAREHOLDERS AS AT 16 MARCH 2023

Substantial Shareholder	Shareholdings registered in the name of the substantial shareholder (Direct interest)	Shareholdings in which the substantial shareholder are deemed to be interested (Deemed interest)	Total	Percentage of issued shares
Tsng Joo Peng	17,348,426	–	17,348,426	6.93%
Wong Leon Keat ⁽¹⁾	–	23,200,000	23,200,000	9.26%
Ong Mun Wah	27,523,000	–	27,523,000	10.99%
Ng Quek Peng	27,000,000	–	27,000,000	10.78%
Khwaja Asif Rahman ⁽²⁾	10,000,000	27,100,000	37,100,000	14.81%
Chrysses Engineering Singapore Pte. Ltd. ⁽²⁾	27,100,000	–	27,100,000	10.82%
Chrysses Holdings Pte. Ltd. ⁽²⁾	–	27,100,000	27,100,000	10.82%

Notes:

- (1) Mr Wong Leon Keat is deemed interested in the 23,200,000 shares held by him and his spouse, Mdm Edi Ng in United Overseas Bank Nominees (Private) Limited.
- (2) Chrysses Engineering Singapore Pte. Ltd. is wholly-owned by Chrysses Holdings Pte. Ltd. which in turn is wholly-owned by Khwaja Asif Rahman. By virtue of Section 4 of the Securities and Futures Act 2001, Chrysses Holdings Pte. Ltd. and Khwaja Asif Rahman are deemed interested in the 27,100,000 shares held by Chrysses Engineering Singapore Pte. Ltd..

TOP 20 SHAREHOLDERS AS AT 16 MARCH 2023

NO.	NAME	NO. OF SHARES HELD	%
1	UNITED OVERSEAS BANK NOMINEES PTE LTD	33,928,385	13.55
2	ONG MUN WAH	27,523,000	10.99
3	CHRYSSSES ENGINEERING SINGAPORE PTE. LTD.	27,100,000	10.82
4	NG QUEK PENG	27,000,000	10.78
5	TSNG JOO PENG	17,348,426	6.93
6	DBS NOMINEES PTE LTD	16,783,535	6.70
7	KHWAJA ASIF RAHMAN	10,000,000	3.99
8	CHIA PUAY HWEE	9,261,300	3.70
9	VINCENT TAY WEI SIONG (ZHENG WEIXIONG)	6,012,800	2.40
10	ANG JUI KHOON	5,743,600	2.29
11	RAFFLES NOMINEES (PTE) LIMITED	5,504,477	2.19
12	TAN AIK KWONG	4,525,500	1.81
13	ONG CHING SHYAN ESTHER	2,479,000	0.99
14	TAN LIH LIH	2,440,000	0.97
15	CHUA KENG HWEE	2,300,000	0.92
16	TAN MEOW NOI	2,297,861	0.92
17	CITIBANK NOMINEES SINGAPORE PTE LTD	2,159,800	0.86
18	TAN ONG HUAT	2,095,900	0.84
19	MAYBANK SECURITIES PTE. LTD.	2,054,620	0.82
20	HONG BOON YOON	1,800,000	0.72
	Total	208,358,204	83.19

NOTICE OF ANNUAL GENERAL MEETING

NOTICE IS HEREBY GIVEN that the Annual General Meeting (“**AGM**”) of Natural Cool Holdings Limited (the “**Company**”) will be held at 11 Eunos Road 8, Level 4 (Arena Room), Singapore 408601 on Thursday, 27 April 2023 at 10.00 a.m. to transact the following business:

Ordinary Business

1. To receive and adopt the Directors’ Statement and Audited Financial Statements for the financial year ended 31 December 2022 and the Independent Auditor’s Report thereon. **[Resolution 1]**
2. To re-elect Ms Lau Lee Hua who is retiring by rotation pursuant to Regulation 89 of the Company’s Constitution as Director of the Company. **[Resolution 2]**
[See Explanatory Note (a)]
3. To re-elect Mr Tsng Joo Peng who is retiring by rotation pursuant to Regulation 89 of the Company’s Constitution as Director of the Company. **[Resolution 3]**
[See Explanatory Note (b)]
4. To re-elect Mr Tran Phuoc (Lucas Tran) who is retiring by rotation pursuant to Regulation 90 of the Company’s Constitution as Director of the Company. **[Resolution 4]**
[See Explanatory Note (c)]
5. To approve additional Directors’ fees of S\$6,136 for the financial year ended 31 December 2022. **[Resolution 5]**
[See Explanatory Note (d)]
6. To approve Directors’ fees of S\$179,875 for the financial year ending 31 December 2023 to be paid quarterly in arrears. (2022: S\$165,000) **[Resolution 6]**
7. To re-appoint Messrs KPMG LLP as Auditors of the Company and to authorise the Directors to fix their remuneration. **[Resolution 7]**
8. To transact any other business that may be transacted at an AGM.

Special Business

To consider and, if thought fit, to pass the following Ordinary Resolutions, with or without modifications:

General mandate to allot and issue new shares

9. “That pursuant to Section 161 of the Companies Act 1967 (the “**Act**”) and Rule 806 of the Listing Manual (Section B: Rules of Catalist) of the Singapore Exchange Securities Trading Limited (“**SGX-ST**”) and the Constitution of the Company, authority be and is hereby given to the Directors of the Company to:
 - (A) (i) allot and issue shares in the capital of the Company (“**Shares**”) (whether by way of rights, bonus or otherwise); and/or
 - (ii) make or grant offers, agreements, or options (collectively, “**Instruments**”) that might or would require Shares to be issued, including but not limited to the creation and issue of (as well as adjustments to) warrants, debentures or other instruments convertible or exchangeable into Shares, at any time and upon such terms and conditions and for such purposes and to such persons as the Directors may in their absolute discretion deem fit; and
 - (B) (notwithstanding the authority conferred by this Resolution may have ceased to be in force) issue Shares in pursuance of any Instrument made or granted by the Directors while this Resolution was in force,

NOTICE OF ANNUAL GENERAL MEETING

provided that:

- (1) the aggregate number of Shares to be issued pursuant to this Resolution (including Shares to be issued in pursuance of Instruments made or granted pursuant to this Resolution) does not exceed 100 per cent of the total number of issued Shares excluding treasury shares and subsidiary holdings (as calculated in accordance with sub-paragraph (2) below), and provided further that where shareholders of the Company are not given the opportunity to participate in the same on a pro-rata basis, then the aggregate number of Shares to be issued under such circumstances (including Shares to be issued in pursuance of Instruments made or granted pursuant to this Resolution) does not exceed 50 per cent of the total number of issued Shares excluding treasury shares and subsidiary holdings (as calculated in accordance with sub-paragraph (2) below);
- (2) (subject to such manner of calculation and adjustments as may be prescribed by the SGX-ST) for the purpose of determining the aggregate number of Shares that may be issued under sub-paragraph (1) above:
 - (a) the total number of issued Shares excluding treasury shares and subsidiary holdings shall be calculated based on the total number of issued Shares excluding treasury shares and subsidiary holdings at the time of this Resolution is passed, after adjusting for:
 - (aa) new Shares arising from the conversion or exercise of convertible securities;
 - (bb) new Shares arising from the exercise of share options or vesting of share awards which are outstanding or subsisting at the time this Resolution is passed; and
 - (cc) any subsequent bonus issue, consolidation or subdivision of Shares;
 - (b) any adjustments made in accordance with sub-paragraphs (2)(a)(aa) or (2)(a)(bb) above shall only be made in respect of new Shares arising from convertible securities and Instruments which were issued and outstanding and/or subsisting at the time of the passing of this Resolution;
- (3) in exercising the authority conferred by this Resolution, the Company shall comply with the provisions of the listing rules of the SGX-ST for the time being in force (unless such compliance has been waived by the SGX-ST) and the Constitution for the time being of the Company; and
- (4) (unless revoked or varied by the Company in a general meeting) the authority conferred by this Resolution shall continue in force until the conclusion of the next AGM of the Company or the date by which the next AGM of the Company is required by law to be held, whichever is earlier." **[Resolution 8]**
[See Explanatory Note (e)]

General mandate to issue shares under the Natural Cool Employee Share Option Scheme 2017

10. "That pursuant to Section 161 of the Act, the Directors of the Company be authorised and empowered to grant options in accordance with the provisions of the Natural Cool Employee Share Option Scheme 2017 ("**Scheme**") to allot and issue from time to time such number of Shares in the capital of the Company as may be required to be issued pursuant to the exercise of the options granted by the Company under the Scheme, whether granted during the subsistence of this authority or otherwise, provided always that:
 - (i) the aggregate number of additional ordinary shares to be allotted and issued pursuant to the Scheme shall not exceed fifteen per cent (15%) of the total number of issued shares (excluding treasury shares and subsidiary holdings) in the capital of the Company from time to time; and
 - (ii) unless revoked or varied by the Company in a general meeting, such authority shall continue in force until the conclusion of the next AGM of the Company or the date by which the next AGM of the Company is required by law to be held, whichever is earlier." **[Resolution 9]**
[See Explanatory Note (f)]

NOTICE OF ANNUAL GENERAL MEETING

General mandate to issue shares under the Natural Cool Performance Share Plan 2019

11. "That pursuant to Section 161 of the Act, the Directors of the Company be authorised and empowered to grant awards in accordance with the Natural Cool Performance Share Plan 2019 ("**Performance Share Plan**") and allot and issue from time to time such number of Shares in the capital of the Company to the holders of awards granted by the Company under the Performance Share Plan established by the Company upon the vesting of such share awards in accordance with the terms and conditions of the Performance Share Plan, provided always that the aggregate number of Shares issued and/or issuable pursuant to the Scheme, the Performance Share Plan and any other share based incentive schemes of the Company shall not exceed fifteen per cent (15%) of the total number of issued Shares (excluding treasury shares and subsidiary holdings) in the capital of the Company from time to time; and that such authority shall, unless revoked or varied by the Company in a general meeting, continue in force until the conclusions of the next AGM or the date by which the next AGM is required by law to be held, whichever is earlier."

[Resolution 10]

[See Explanatory Note (g)]

By Order of the Board

Teng Gek Chui
Company Secretary
12 April 2023

Singapore

NOTICE OF ANNUAL GENERAL MEETING

Explanatory Notes:

- (a) Ms Lau Lee Hua (“**Ms Lau**”), if re-elected, will remain as the Independent Non-Executive Director of the Company and a member of the Nominating Committee and Remuneration Committee and will also continue to remain as the Chairman of the Audit and Risk Committee. Ms Lau will be considered as an Independent Director of the Company for the purposes of Rule 704(7) of the Catalist Rules. Pursuant to Rule 720(5) of the Catalist Rules, further information of Ms Lau is set out on pages 60 to 66 of the Company’s Annual Report.
- (b) Mr Tsng Joo Peng (“**Mr Tsng**”), if re-elected, will remain as the Executive Director and Group Chief Executive Officer of the Company. Pursuant to Rule 720(5) of the Catalist Rules, further information of Mr Tsng is set out on pages 60 to 66 of the Company’s Annual Report.
- (c) Mr Tran Phuoc (Lucas Tran) (“**Mr Tran**”), if re-elected, will remain as the Independent Non-Executive Director of the Company and a member of the Audit and Risk Committee, Nominating Committee and Remuneration Committee. Mr Tran will be considered as an Independent Director of the Company for the purposes of Rule 704(7) of the Catalist Rules. Pursuant to Rule 720(5) of the Catalist Rules, further information of Mr Tran is set out on pages 60 to 66 of the Company’s Annual Report.
- (d) This resolution is to meet the shortfall of Directors’ fees for the financial year ended 31 December 2022 for the additional Director.
- (e) The ordinary resolution 8 set out in item 9 above, if passed, will empower the Directors from the date of this AGM until the date of the next AGM or the date by which the next AGM is required by law to be held or such authority is revoked or varied by the Company in general meeting, whichever is earlier, to allot and issue Shares, make or grant instruments convertible into Shares and to issue Shares pursuant to such instruments up to an aggregate number not exceeding 100% of the total number of issued Shares excluding treasury shares and subsidiary holdings in the capital of the Company, with a sub-limit of 50% for issues other than on a pro-rata basis. For determining the aggregate number of Shares that may be issued the total number of issued Shares excluding treasury shares and subsidiary holdings shall be calculated based on the total number of issued Shares excluding treasury shares and subsidiary holdings at the time of this ordinary resolution 8 above is passed after adjusting for new Shares arising from the conversion or exercise of convertible securities, share options or vesting of share awards which are outstanding or subsisting at the time this ordinary resolution 8 above is passed and any subsequent bonus issue, consolidation or subdivision of Shares.
- (f) The ordinary resolution 9 set out in item 10 above, if passed, will empower the Directors of the Company, effective until the conclusion of the next AGM of the Company, or the date by which the next AGM of the Company is required by law to be held or such authority is revoked or varied by the Company in a general meeting, whichever is earlier, to issue from time to time such number of fully-paid Shares in the capital of the Company as may be required to be issued pursuant to the exercise of options granted or to be granted under the Scheme. The aggregate number of shares which may be issued pursuant to the Scheme shall not exceed fifteen per cent (15%) of the total number of issued Shares (excluding treasury shares and subsidiary holdings) in the capital of the Company from time to time.
- (g) The ordinary resolution 10 set out in item 11 above, if passed, will empower the Directors of the Company, to allot and issue such number of fully-paid Shares upon the vesting of such awards in accordance with the provisions of the Performance Share Plan.

Notes:

1. **The members of the Company are invited to attend physically at the AGM. There will be no option for the members to participate virtually.**
2. The Notice of AGM, the Proxy Form and the Annual Report for the financial year ended 31 December 2022 (the “**Annual Report 2022**”) will be sent to members by electronic means via publication on the Company’s website at the URL http://investor.natcool.com/latest_news.html and is also made available on SGX website at the URL <https://www.sgx.com/securities/company-announcements>. **Printed copies of the Annual Report 2022, Notice of AGM and proxy form will NOT be sent to members by post.**
3. Members may also submit questions related to the resolutions to be tabled for approval at the AGM, in advance of the AGM, to the Company’s Investor Relations team via email at AGM@natcool.com by 10.00 a.m. on 19 April 2023. The Company will endeavour to address such substantial and relevant questions submitted prior to the AGM by publishing the responses to such questions on the SGX’s and Company’s website by 10.00 a.m. on 21 April 2023. After the cut-off time for the submission of questions, if there are substantial and relevant questions received, the Board may address them at the AGM.
4. Members may wish to appoint his/her proxy/proxies to attend the AGM on their behalf. A proxy need not be a member of the Company. The accompanying proxy form for the AGM may be downloaded from the Company’s website at the URL http://investor.natcool.com/latest_news.html, and from the SGX website at the URL <https://www.sgx.com/securities/company-announcements>.
5. CPF and SRS investors who wish to appoint the Chairman of the Meeting as proxy should approach their respective CPF Agent Banks or SRS Operators to submit their votes at least seven (7) working days (17 April 2023) before the AGM.
6. Members must submit the completed proxy form in the following manner:
 - (a) if submitted by post, be deposited at the Company’s Registered Office at 87 Defu Lane 10, #06-01, Singapore 539219; or
 - (b) if submitted electronically, be submitted via email to AGM@natcool.com,in each case, **by 10.00 a.m. on 24 April 2023**, being no later than 72 hours before the time set for the AGM. Any incomplete proxy forms will be rejected by the Company.
7. Members who wish to submit the proxy form by post or via email, must first download, complete and sign the proxy form, before submitting it by post to the address provided above, or before scanning and sending it by email to the email address provided above.

NOTICE OF ANNUAL GENERAL MEETING

PERSONAL DATA PRIVACY

Where a member of the Company submits an instrument appointing a proxy(ies) and/or representative(s) to attend, speak and vote at the AGM and/or any adjournment thereof, a member of the Company (i) consents to the collection, use and disclosure of the member's personal data by the Company (or its agents) for the purpose of the processing and administration by the Company (or its agents) of proxies and representatives appointed for the AGM (including any adjournment thereof) and the preparation and compilation of the attendance lists, proxy lists, minutes and other documents relating to the AGM (including any adjournment thereof), and in order for the Company (or its agents) to comply with any applicable laws, listing rules, regulations and/or guidelines (collectively, the "Purposes"), (ii) warrants that where the member discloses the personal data of the member's proxy(ies) and/or representative(s) to the Company (or its agents), the member has obtained the prior consent of such proxy(ies) and/or representative(s) for the collection, use and disclosure by the Company (or its agents) of the personal data of such proxy(ies) and/or representative(s) for the Purposes, and (iii) agrees that the member will indemnify the Company in respect of any penalties, liabilities, claims, demands, losses and damages as a result of the member's breach of warranty.

This page has been intentionally left blank

NATURAL COOL HOLDINGS LIMITED

(Company Registration No. 200509967G)
(Incorporated in the Republic of Singapore)

PROXY FORM

(Please see notes overleaf before completing this Form)

IMPORTANT:
1. An investor who holds shares under the Central Provident Fund Investment Scheme ("CPF Investor") and/or the Supplementary Retirement Scheme ("SRS Investors") (as may be applicable) may attend and cast his vote(s) at the Meeting in person. CPF and SRS Investors who are unable to attend the Meeting, but would like to vote, may inform their CPF and/or SRS Approved Nominees to appoint the Chairman of the Meeting to act as their proxy, in which case, the CPF and SRS Investors shall be precluded from attending the Meeting.
2. This Proxy Form is not valid for use by CPF and SRS Investors and shall be ineffective for all intents and purposes if used or purported to be used by them.

I/We* _____ (Name) NRIC/Passport No./Co. Registration No.* _____
of _____ (Address)
being a member/members* of NATURAL COOL HOLDINGS LIMITED (the "Company") hereby appoint:

Name	NRIC/Passport No./Co. Registration No.	Proportion of shareholdings	
		No. of Shares	%
Address			

and/or*

Name	NRIC/Passport No./Co. Registration No.	Proportion of shareholdings	
		No. of Shares	%
Address			

or failing him/her*, the Chairman of the Meeting, as my/our* proxy/proxies* to vote for me/us* on my/our* behalf at the Annual General Meeting of the Company to be held at 11 Eunos Road 8, Level 4 (Arena Room), Singapore 408601 on Thursday, 27 April 2023 at 10.00 a.m. and at any adjournment thereof.

I/We* direct my/our* proxy/proxies* to vote "for" or "against" the Resolutions proposed at the Meeting as indicated hereunder. If no specific direction as to voting is given or in the event of any other matter arising at the Meeting and at any adjournment thereof, the proxy/proxies* will vote or abstain from voting at his/her* discretion.

Voting will be conducted by poll. Please indicate with a tick [✓] in the "FOR", or "AGAINST" OR "ABSTAIN" box provided in respect of that resolution. Alternatively, please insert the relevant number of shares "FOR", or "AGAINST" OR "ABSTAIN" in the "FOR", or "AGAINST" OR "ABSTAIN" box provided in respect of that resolution.

No.	ORDINARY RESOLUTIONS	For	Against	Abstain
	Ordinary Business:			
1.	To receive and adopt the Directors' Statement and Audited Financial Statements for the financial year ended 31 December 2022 and the Independent Auditor's Report thereon.			
2.	To re-elect Ms Lau Lee Hua who is retiring by rotation pursuant to Regulation 89 of the Company's Constitution as Director of the Company.			
3.	To re-elect Mr Tsng Joo Peng who is retiring by rotation pursuant to Regulation 89 of the Company's Constitution as Director of the Company.			
4.	To re-elect Mr Tran Phuoc (Lucas Tran) who is retiring by rotation pursuant to Regulation 90 of the Company's Constitution as Director of the Company.			
5.	To approve additional Directors' fees of S\$6,136 for the financial year ended 31 December 2022.			
6.	To approve Directors' fees of S\$179,875 for the financial year ending 31 December 2023 to be paid quarterly in arrears. (2022: S\$165,000)			
7.	To re-appoint Messrs KPMG LLP as Auditors of the Company and to authorise the Directors to fix their remuneration.			
	Special Business:			
8.	Authority to allot and issue new shares pursuant to Section 161 of the Companies Act 1967 and Rule 806 of the Listing Manual (Section B: Rules of Catalyst).			
9.	Authority to allot and issue shares under the Natural Cool Employee Share Option Scheme.			
10.	Authority to allot and issue shares under the Natural Cool Performance Share Plan.			

Dated this _____ day of _____ 2023.

Signature(s) of Member(s) or
Common Seal of Corporate Member

Total number of Shares in:	No. of Shares
(a) CDP Register	
(b) Register of Members	

IMPORTANT: PLEASE READ NOTES ON THE REVERSE

Notes:

1. Please insert the total number of Shares held by you. If you have Shares entered against your name in the Depository Register (as defined in Section 81SF of the Securities and Futures Act, 2001), you should insert that number of Shares. If you have Shares registered in your name in the Register of Members of the Company, you should insert that number of Shares. If you have Shares entered against your name in the Depository Register and Shares registered in your name in the Register of Members, you should insert the aggregate number of Shares entered against your name in the Depository Register and registered in your name in the Register of Members. If no number is inserted, the instrument appointing a proxy or proxies shall be deemed to relate to all the Shares held by you.
2. A member of the Company (other than a Relevant Intermediary*), entitled to attend and vote at a meeting of the Company, is entitled to appoint one (1) or two (2) proxies to attend and vote in his/her stead. A proxy need not be a member of the Company.
3. Where a member (other than a Relevant Intermediary*) appoints two (2) proxies, the appointments shall be invalid unless he/she specifies the proportion of his/her shareholding (expressed as a percentage of the whole) to be represented by each proxy.
4. A Relevant Intermediary may appoint more than two (2) proxies, but each proxy must be appointed to exercise the rights attached to a different share or shares held by him (which number or class of shares shall be specified).
5. A member may also appoint the Chairman of the Meeting as his/her/its proxy. In appointing the Chairman of the Meeting as proxy, such member (whether individual or corporate) must give specific instructions as to voting for, voting against, or abstentions from voting on, each resolution in the instrument appointing the Chairman of the Meeting as proxy, failing which the appointment of Chairman of the Meeting as proxy for that specific resolution will be treated as invalid.
6. Subject to note 9, completion and return of this instrument appointing a proxy shall not preclude a member from attending and voting at the Meeting. Any appointment of a proxy or proxies shall be deemed to be revoked if a member attends the meeting in person, and in such event, the Company reserves the right to refuse to admit any person or persons appointed under the instrument of proxy to the Meeting.
7. The instrument appointing a proxy or proxies must be:
 - (a) if submitted by post, be deposited at the Company's Registered Office at 87 Defu Lane 10, #06-01, Singapore 539219; or
 - (b) if submitted electronically, be submitted via email to AGM@natcool.com,in each case, by **10.00 a.m. on 24 April 2023**, being no later than 72 hours before the time set for the AGM. Any incomplete proxy forms will be rejected by the Company.
8. The instrument appointing a proxy or proxies must be under the hand of the appointer or of his attorney duly authorised in writing. Where the instrument appointing a proxy or proxies is executed by a corporation, it must be executed under its seal or under the hand of an officer or attorney duly authorised. Where the instrument appointing a proxy or proxies is executed by an attorney on behalf of the appointer, the letter or power of attorney or a duly certified copy thereof must be lodged with the instrument.
9. A corporation which is a member may authorise by resolution of its directors or other governing body such person as it thinks fit to act as its representative at the Meeting, in accordance with Section 179 of the Companies Act 1967, and the person so authorised shall upon production of a copy of such resolution certified by a director of the corporation to be a true copy, be entitled to exercise the powers on behalf of the corporation so represented as the corporation could exercise in person if it were an individual.
10. An investor who holds shares under the Central Provident Fund Investment Scheme ("**CPF Investor**") and/or the Supplementary Retirement Scheme ("**SRS Investors**") (as may be applicable) may attend and cast his vote(s) at the Meeting in person. CPF and SRS Investors who are unable to attend the Meeting but would like to vote, may inform their CPF and/or SRS Approved Nominees to appoint the Chairman of the Meeting to act as their proxy, in which case, the CPF and SRS Investors shall be precluded from attending the Meeting.

*"Relevant Intermediary" has the meaning ascribed to it in Section 181 of the Companies Act 1967 as:

- (a) a banking corporation licensed under the Banking Act 1970 or a wholly-owned subsidiary of such a banking corporation, whose business includes the provision of nominee services and who holds shares in that capacity; or
- (b) a person holding a capital markets services license to provide custodial services for securities under the Securities Futures Act 2001 and who holds shares in that capacity; or
- (c) the Central Provident Fund Board established by the Central Provident Fund Act 1953, in respect of shares purchased under the subsidiary legislation made under that Act providing for the making of investments from the contributions and interest standing to the credit of members of the Central Provident Fund, if the Board holds those shares in the capacity of an intermediary pursuant to or in accordance with that subsidiary legislation.

PERSONAL DATA PRIVACY


By submitting an instrument appointing a proxy(ies) and/or representative(s), the member accepts and agrees to the personal data privacy terms set out in the Notice of Annual General Meeting dated 12 April 2023.

GENERAL

The Company shall be entitled to reject the instrument of proxy or proxies if it is incomplete, improperly completed, illegible or where the true intentions of the appointor are not ascertainable from the instruments contained in the instrument. The Company may also reject any instrument of proxy or proxies where the appointor is not shown to have shares in the Company entered against his/her name in the Depository Register as at 72 hours before the time appointed for holding the Meeting, as certified by the Central Depository (Pte) Limited to the Company.

This page has been intentionally left blank

This page has been intentionally left blank





Natural Cool Holdings Limited

Company Registration No.: 200509967G

87 Defu Lane 10 #06-01

Singapore 539219

Tel: (65) 6454 5775 | Fax: (65) 6454 6776

Website: <https://natcool.com>
