



**Supplementary Information**  
**As at 31 March 2014 (unless otherwise stated)**

**TABLE OF CONTENTS**

Figure 1 :	Occupancy History of the Parks	2
Figure 2 :	Retention History of the Portfolio	3
Figure 3 :	Gearing History	3
Figure 4 :	SBA History	3
Figure 5 :	Tenants' Activities by Percentage of Monthly Base Rent	4
Figure 6 :	Tenants' Country of Origin by Percentage of Monthly Base Rent	5
Figure 7 :	Tenants' Company Structure by Percentage of Monthly Base Rent	6
Figure 8 :	Tenants' Core Business by Percentage of Monthly Base Rent	7
GLOSSARY		9

**Figure 1: Occupancy History of the Parks**

No.	Existing Portfolio	SBA (million sq ft)	Occupancy as at				
			31 Mar 2013	30 Jun 2013	30 Sep 2013	31 Dec 2013	31 Mar 2014
1	International Tech Park Bangalore	3.40 <sup>1</sup>	94%	93%	93%	93%	90% <sup>2</sup>
2	International Tech Park Chennai	1.97	99%	99%	99%	99%	99%
3	The V	1.28	93%	96%	98%	98%	99%
4	CyberPearl	0.43	100%	100%	100%	88%	100%
5	aVance Business Hub	0.43	96%	96%	96%	96%	96%
	<b>Portfolio</b>	<b>7.50</b>	<b>96%</b>	<b>96%</b>	<b>96%</b>	<b>96%</b>	<b>95%</b> <sup>3</sup>

**Figure 2: Retention History of the Portfolio**

	Year To Date Retention Rate as at				
	31 Mar 2013	30 Jun 2013	30 Sep 2013	31 Dec 2013	31Mar 2014
<b>Portfolio</b>	<b>76.6%</b>	<b>99.8%</b>	<b>94.8%</b>	<b>92.8%</b>	<b>94.0%</b>

<sup>1</sup> Includes Aviator building (601,360 sq ft), which was completed on 30 November 2013 and received Occupancy Certificate on 8 January 2014.

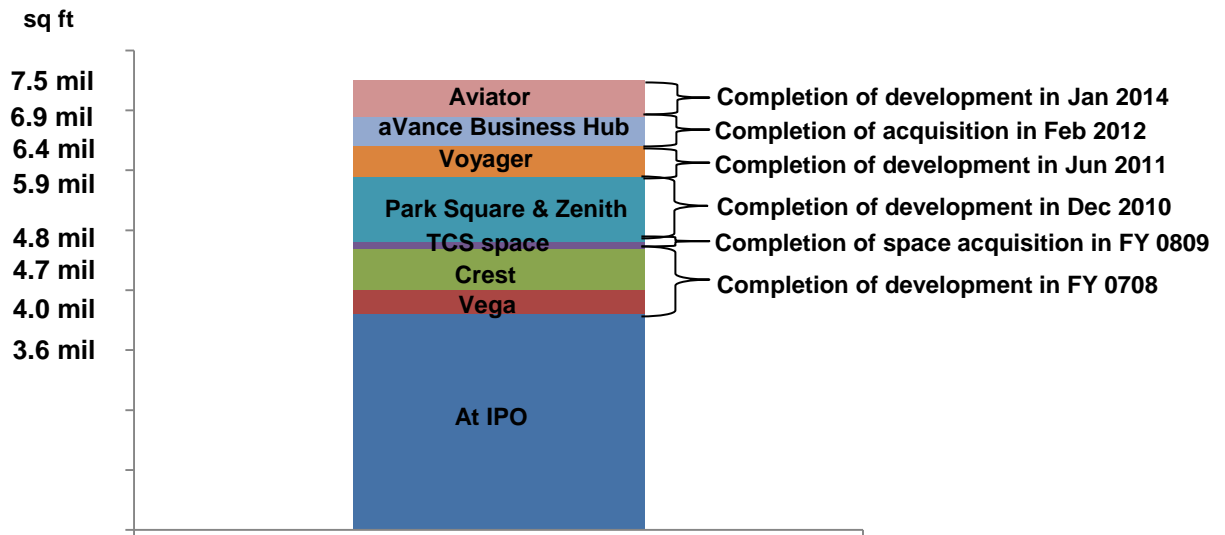
<sup>2</sup> Including committed leases which would commence after 31 March 2014, ITPB's committed occupancy will be 94.5%.

<sup>3</sup> Including committed leases which would commence after 31 March 2014, the Portfolio's committed occupancy will be 97.0%.

**Figure 3: Gearing<sup>4</sup> History**

Consolidated Gearing as at				
31Mar 2013	30 Jun 2013	30 Sep 2013	31 Dec 2013	31 Mar 2014
20%	20%	20%	22%	22%

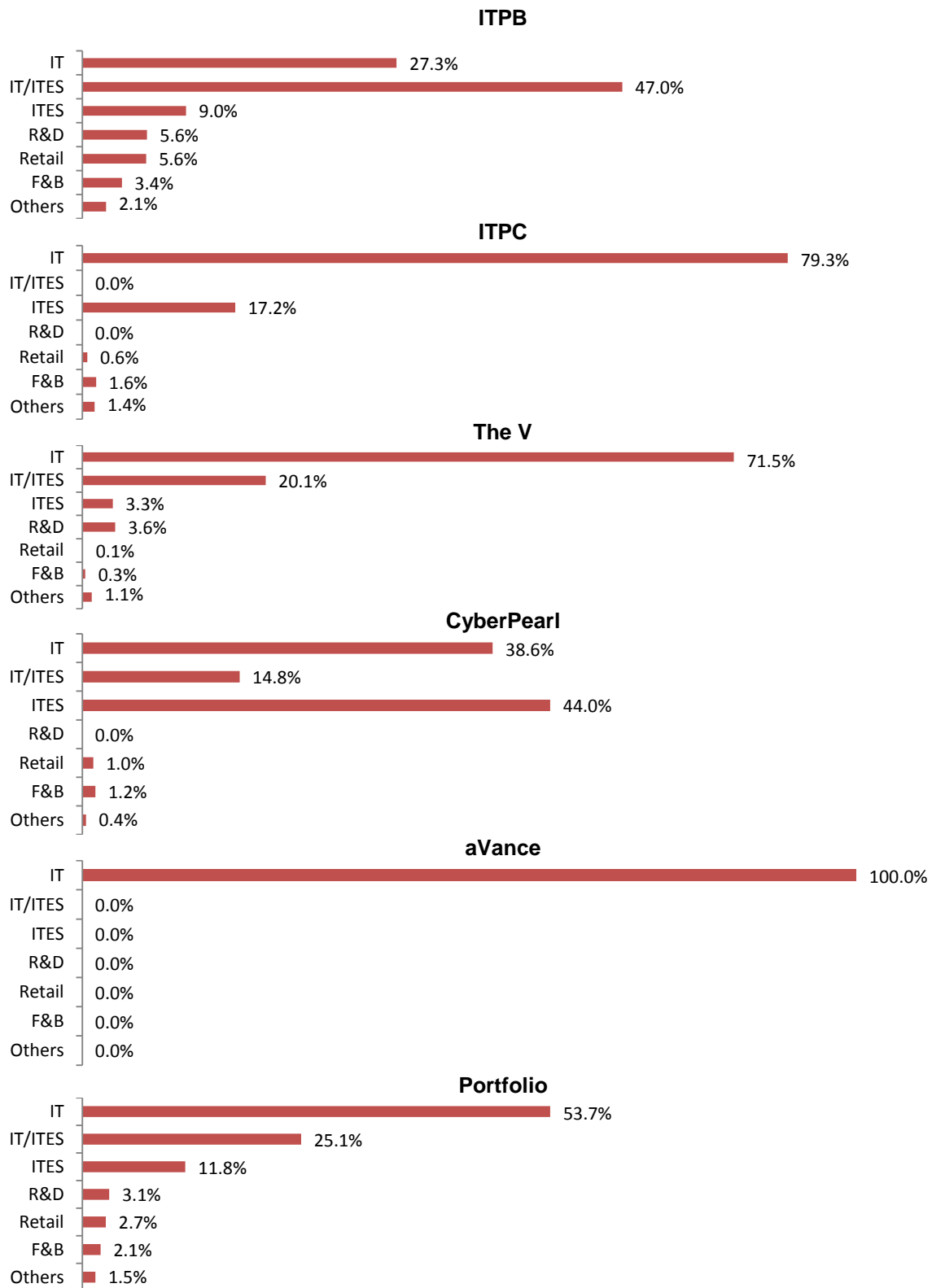
**Figure 4 : SBA History<sup>5</sup>**



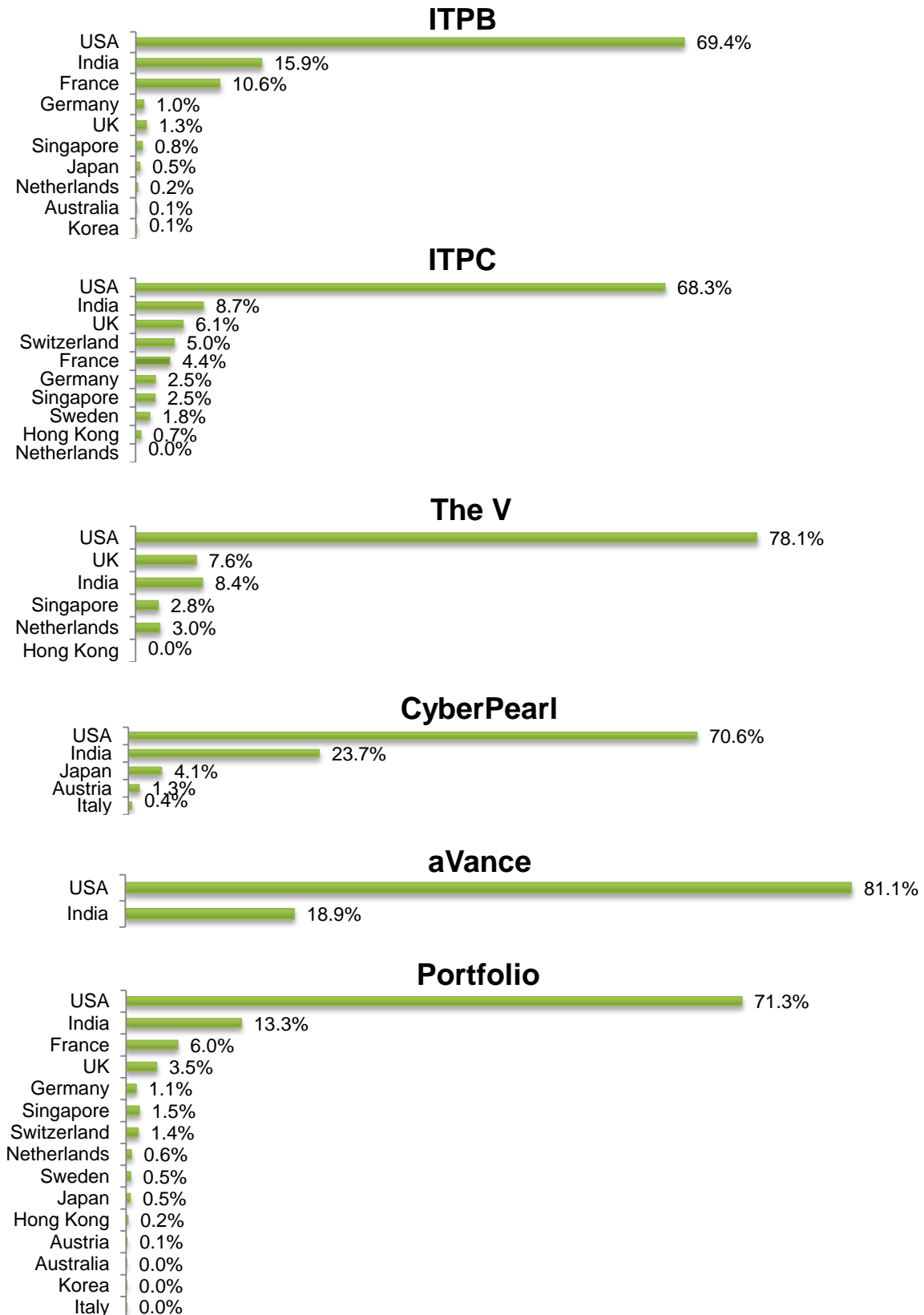
<sup>4</sup> Gearing ratios from December 2012 to June 2013 were recalculated using effective borrowings divided by value of deposited properties.

<sup>5</sup> Aviator obtained the Occupancy Certificate and other statutory approvals on 8 January 2014.

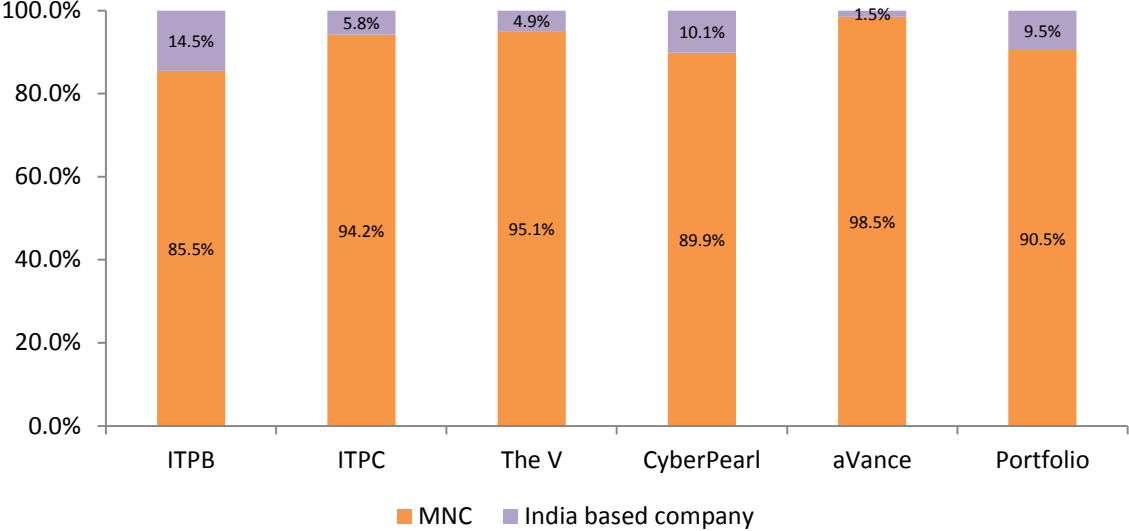
**Figure 5 : Tenants' Activities by Percentage of Monthly Base Rent**



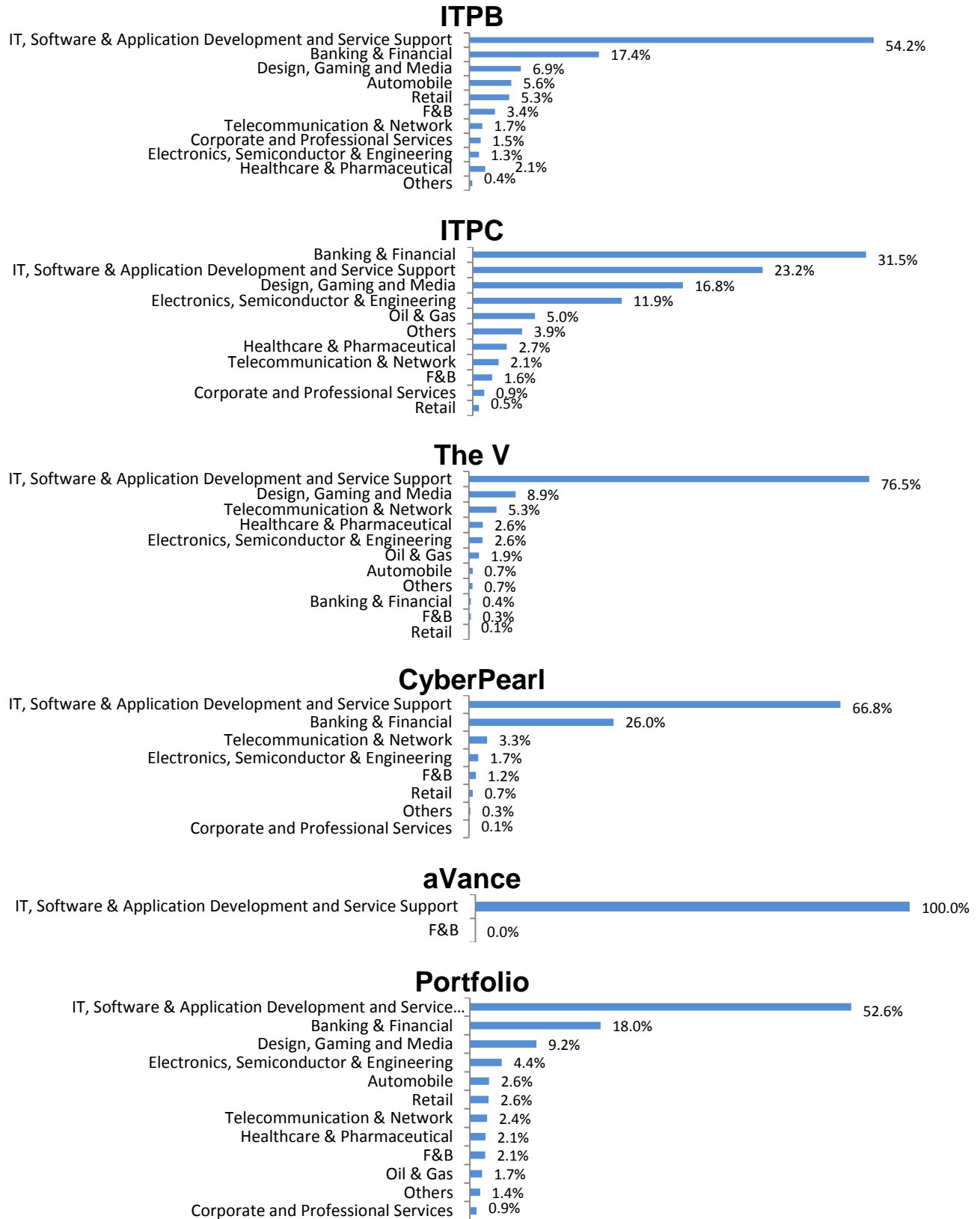
**Figure 6 : Tenants' Country of Origin by Percentage of Monthly Base Rent**



**Figure 7 : Tenants' Company Structure by Percentage of Monthly Base Rent**



**Figure 8 : Tenants' Core Business by Percentage of Monthly Base Rent**



## GLOSSARY

aVance	aVance Business Hub, located at IT corridor of Madhapur and Gachibowli, Hyderabad
CP	CyberPearl, Hyderabad, located at Hitec City Layout, Madhapur, Hyderabad 500081
F&B	Food and beverage
IT	Information technology
ITES	IT enabled services (includes various services ranging from call centres, claims processing, medical transcription, e-CRM, SCM to back-office operations such as accounting, data processing, and data mining)
ITPB	International Tech Park, Bangalore, located at Whitefield Road, Bangalore 560066
ITPC	International Tech Park, Chennai, located at Tharamani Road, Chennai 600013
R&D	Research and development
SBA or Super Built-up Area	In relation to a property, means the sum of the floor area enclosed within the walls, the area occupied by the walls, and the common areas such as the lobbies, lift shafts, toilets and staircases of that property, and in respect of which rent is payable
The V	The V, Hyderabad, located at IT Park, Software Units Layout, Madhapur, Hyderabad 500081
UK	United Kingdom
USA	United States of America