



**GuocoLand Limited**

Annual Report **2024**

## CONTENTS

2	About Us
3	Our Core Values
4	Financial Highlights
8	Chairman's Statement
10	Q&A with Group CEO
16	Business Updates
27	Awards & Accolades
30	Board of Directors
34	Additional Information on Directors Seeking Re-Election at the Annual General Meeting
36	Key Senior Management
40	Sustainability at GuocoLand
43	Corporate Governance
61	Financial Section
158	Other Information
161	Shareholding Statistics
	Corporate Information





## ABOUT US

GuocoLand Limited (“GuocoLand”) and its subsidiaries (“the Group”) is a leading real estate group that is focused on its twin engines of growth in Property Investment and Property Development. It develops, invests in and manages a portfolio of quality commercial and mixed-use assets providing stable, recurring rental income with potential for capital appreciation. The Group has a strong track record in creating distinctive integrated mixed developments and premium residential properties that uplift and transform their local neighbourhoods.

The Group’s investment properties – the total value of which stood at S\$6.56 billion as at 30 June 2024 – are located across its key markets of Singapore, China and Malaysia, such as Guoco Tower and Guoco Midtown in Singapore,

Guoco Changfeng City in Shanghai, and Damansara City in Kuala Lumpur. Iconic residential projects of the Group include Wallich Residence, Martin Modern, Meyer Mansion, Midtown Modern, Midtown Bay, Lentor Modern and Lentor Mansion.

The Group’s end-to-end capabilities span across the real estate value chain, from planning and design, property investment, property development, and property management to asset management.

GuocoLand is listed on the Mainboard of the Singapore Exchange. The parent company of GuocoLand is Guoco Group Limited, a company listed on the Main Board of The Stock Exchange of Hong Kong Limited. Both GuocoLand and Guoco Group Limited are members of the Hong Leong Group in Malaysia.



## OUR CORE VALUES

A member of the Hong Leong Group in Malaysia, GuocoLand is built on a strong heritage of value creation for our stakeholders and the communities we operate in. Over the years, we have progressively integrated sustainability into our operations to build a stronger and more resilient organisation.

We are committed to growing our businesses responsibly, balancing environmental considerations with economic goals, and making a positive impact on our stakeholders while contributing to our communities.

### GUOCOLAND'S CORPORATE OBJECTIVES ARE FOUNDED ON OUR CORE VALUES:

#### HONOUR

To conduct business with honour

#### HUMAN RESOURCES

To enhance the quality of human resources as the essence of management excellence

#### ENTREPRENEURSHIP

To pursue management vision and foster entrepreneurship

#### INNOVATION

To nurture and be committed to innovation

#### QUALITY

To provide products and services that consistently exceed customers' expectations

#### PROGRESS

To continuously improve existing operations and to position for expansion and new business opportunities

#### UNITY

To ensure oneness in purpose, harmony and friendship in the pursuit of prosperity for all

#### SOCIAL RESPONSIBILITY

To create wealth for the betterment of society

## FINANCIAL HIGHLIGHTS

### REVENUE

**\$1,819**  
million

▲ 18% from FY2023

### OPERATING PROFIT

**\$320**  
million

▲ 13% from FY2023

### ATTRIBUTABLE PROFIT

**\$129**  
million

▼ 38% from FY2023

### DEBT-TO-ASSETS

**0.43x**

Consistent with FY2023



## FIVE-YEAR FINANCIAL SUMMARY

YEAR ENDED 30 JUNE	2020	2021	2022	2023	2024
<b>STATEMENTS OF PROFIT OR LOSS (\$'000)</b>					
<b>Revenue by operating segments</b>					
GuocoLand Singapore	756,027	617,782	698,208	1,221,259	<b>1,472,660</b>
GuocoLand China	3,399	12,555	105,417	139,388	<b>169,333</b>
GuocoLand Malaysia	123,864	205,487	128,331	114,966	<b>106,212</b>
Others <sup>1</sup>	51,512	17,910	33,558	68,819	<b>70,649</b>
<b>Total revenue</b>	<b>934,802</b>	<b>853,734</b>	<b>965,514</b>	<b>1,544,432</b>	<b>1,818,854</b>
Profit before tax	156,078	239,875	525,507	324,901	<b>171,435</b>
Profit attributable to equity holders of the Company	114,069	169,106	392,728	207,088	<b>128,987</b>
Proposed dividends in respect of ordinary shares <sup>2</sup>	66,586	66,586	66,586	66,591	<b>66,683</b>
<b>STATEMENTS OF FINANCIAL POSITION (\$'000)</b>					
Property, plant and equipment and right-of-use assets	488,538	479,055	459,407	439,646	<b>436,323</b>
Investment properties	4,917,019	4,974,546	5,931,715	6,202,902	<b>6,555,636</b>
Associates and joint ventures	529,648	517,892	554,406	519,502	<b>783,732</b>
Inventories and deposits for land	3,922,646	3,550,906	4,115,488	3,785,221	<b>3,332,266</b>
Cash and cash equivalents	933,892	1,129,289	1,084,925	890,444	<b>984,155</b>
Other assets	346,812	663,894	182,472	172,105	<b>249,124</b>
<b>Total assets</b>	<b>11,138,555</b>	<b>11,315,582</b>	<b>12,328,413</b>	<b>12,009,820</b>	<b>12,341,236</b>
Equity attributable to ordinary equity holders of the Company	3,851,424	4,000,224	4,283,813	4,270,518	<b>4,334,323</b>
Perpetual securities	406,492	407,060	407,656	408,015	<b>408,066</b>
Non-controlling interests	503,434	537,176	620,780	891,411	<b>852,349</b>
<b>Total equity</b>	<b>4,761,350</b>	<b>4,944,460</b>	<b>5,312,249</b>	<b>5,569,944</b>	<b>5,594,738</b>
Loans and borrowings	5,265,249	5,112,233	5,646,771	5,114,224	<b>5,267,467</b>
Other liabilities	1,111,956	1,258,889	1,369,393	1,325,652	<b>1,479,031</b>
<b>Total equity and liabilities</b>	<b>11,138,555</b>	<b>11,315,582</b>	<b>12,328,413</b>	<b>12,009,820</b>	<b>12,341,236</b>
<b>RATIOS</b>					
Net asset value per share (\$)	3.47	3.60	3.86	3.85	<b>3.90</b>
Basic earnings per share <sup>3</sup> (cents)	8.57	13.52	33.68	16.97	<b>9.95</b>
Dividend per ordinary share (cents)	6	6	6	6	<b>6</b>

1 "Others" included operations of GuocoLand Vietnam and hotels.

2 Derived after deducting dividends to be paid in respect of ordinary shares of the Company which were held by the Trust for Executive Share Scheme.

3 Based on the profit attributable to ordinary equity holders of the Company divided by the weighted average number of ordinary shares of the Company in issue, after adjusting for the shares held by the Trust.

# GUOCO MIDTOWN A NEW MIDTOWN IN SINGAPORE

Following the success of our flagship Guoco Tower, Guoco Midtown is our latest integrated mixed development in the heart of Singapore's city centre.

Featuring premium Grade A offices with flexible meeting spaces on demand, recreational and wellness facilities, two luxurious residences that redefine city living, experiential retail and unique dining options, as well as open areas and public gardens, the well-connected Guoco Midtown is the new Midtown of Singapore that brings the future of working and living to the present day.

A photograph of the Guoco Midtown entrance at night. The building features a modern glass facade with a prominent 'PORSCHE' sign illuminated in white. Below the sign, a group of people is gathered near a seating area with outdoor furniture. In the foreground, a dark water feature reflects the illuminated 'GUOCO' sign, which is mounted on a low wall. The scene is lit with warm, ambient lighting, creating a sophisticated and modern atmosphere.

GUOCO  
GUOCO





MIDTOWN  
WIDLOWN

## CHAIRMAN'S STATEMENT

Dear Shareholders,

On behalf of the Board of Directors, I am pleased to present the Annual Report of GuocoLand Limited ("GuocoLand") and its subsidiaries ("the Group") for the financial year ended 30 June 2024 ("FY2024").

It has been a busy year for GuocoLand, amid an uncertain macroeconomic backdrop. During the year, our twin-engines of Property Investment and Property Development businesses have served us well. Our investment properties maintained high occupancy rates and positive rental reversions, while residential projects in Singapore continued to draw discerning buyers. The resilience and strong performance of our projects in Singapore have further anchored GuocoLand's brand as a forward looking and high-quality real estate company.

### RESILIENT FINANCIAL PERFORMANCE

The Group recorded revenue of \$1.82 billion for FY2024, an 18% increase year-on-year. Both our Property Investment and Property Development businesses reported double-digit revenue growth.

Our strategy to grow the Group's recurring income from Property Investment has resulted in rental revenue rising 35% from the previous year as leases commenced at Guoco Midtown. The commencement of the retail operations at Guoco Midtown II and Lentor Modern over the next few years is expected to further augment our recurring income base.

Property Development revenue grew 16% from the previous year to \$1.52 billion, as we recognised revenue from the progressive completion of the Singapore projects. As at 30 June 2024, most of our launched premium residential developments in Singapore were substantially sold. Lentor Mansion sold 75% of its units within the launch weekend, outperforming market expectations.

China's property market continues to be challenging. As such, we focused on actively monetising our assets. Guoco 18T in Chongqing recorded higher sales in FY2024 when compared with the previous year.

As a result of the higher revenues, the Group's FY2024 operating profit grew 13% year-on-year to \$320 million. Profit attributable to equity holders for FY2024 decreased 38% from the previous year to \$129 million, due to higher financing costs, lower fair value gains and provisions made for the uncertain property market outlook for China. Despite a challenging leasing environment, our investment properties in Singapore continued to achieve strong tenancy levels and rental growth, resulting in fair value gains being recognised for FY2024.

### MAINTAINING A HEALTHY BALANCE SHEET

The Group's balance sheet remained strong in FY2024 as total assets grew to \$12.34 billion as at 30 June 2024, backed by the higher values of our Singapore assets. As a result of the acquisition of new land plots, along with repayment of development property loans in FY2024, the Group's total loans and borrowings increased slightly to \$5.27 billion. Of these, \$2.51 billion are backed by a resilient portfolio of high-quality investment properties with good operating performance and stable, growing recurring cash flows. The remaining loans and borrowings are mainly for development projects with strong sales achieved. GuocoLand's debt-to-asset ratio<sup>1</sup> was maintained at 0.43 times.



The resilience and strong performance of our projects in Singapore have further anchored GuocoLand's brand as a forward looking and high-quality real estate company.



<sup>1</sup> Refers to total loans and borrowings divided by total assets.

## DIVIDEND

The Board has proposed a first and final one-tier tax exempt dividend of 6 cents per share for FY2024, after considering various factors including the Group's financial performance, working capital requirements, future investment plans and the uncertain outlook for our key markets. Subject to shareholders' approval at the upcoming Annual General Meeting to be held on 24 October 2024, the dividend will be paid to shareholders on 19 November 2024.

## COMMITMENT TO SUSTAINABILITY

During the year, the Group made progress on our sustainability journey, enhancing our portfolio with sustainable developments and advancing our green financing activities. Our developments continue to receive some of the most prestigious green certifications in the industry. In FY2024, Lentor Mansion became the Group's first residential project to achieve the Green Mark Platinum (Super Low Energy) certification with Whole Life Carbon and Maintainability badges from the Building and Construction Authority in Singapore.

We constantly review and look for new opportunities that we can utilise to raise the sustainability standard of our developments.

## OUTLOOK

Looking ahead, our key markets continue to be exposed to uncertain global and regional macroeconomic conditions. Given the strong performance of our core businesses as well as our end-to-end capabilities, we are well-poised to navigate the uncertain environment. We believe the uncertainties may also present opportunities for us to grow and strengthen the GuocoLand brand, and we will continue to exercise prudent capital management to ensure the company remains resilient against unforeseen shocks.



Given the strong performance of our core businesses as well as our end-to-end capabilities, we are well-poised to navigate the uncertain environment... we will continue to exercise prudent capital management to ensure the company remains resilient against unforeseen shocks.



## WELCOME AND APPRECIATION

I would like to extend a warm welcome to our new Director, Ms Christine Fellowes, who joined us in January 2024. We are confident that the Group will benefit from her experience and contributions in the years ahead.

I would also like to extend my appreciation to my fellow Board members, as well as the management team and employees at GuocoLand for their commitment and contribution throughout the year.

On behalf of the Board, I would also like to thank our shareholders, customers, business associates and investors, for their continued support and trust in the Group.

### Quek Leng Chan

Chairman

20 September 2024

## Q&A WITH GROUP CEO



Our deep capabilities in each area, coupled with an integrated and multi-disciplinary approach to development and asset management, allow us to create more value and makes us more resilient amidst market disruptions.



**Cheng Hsing Yao**

*Group Chief Executive Officer*

### 1. Despite the challenging macroeconomic landscape, GuocoLand delivered a resilient set of results for FY2024. What were the key factors fuelling this?

GuocoLand achieved revenue of \$1.82 billion for the financial year ended 30 June 2024 ("FY2024"), an increase of 18% from the financial year ended 30 June 2023 ("FY2023"). This was backed by our continued focus on growing the Property Investment and Property Development businesses – our twin engines of growth.

In FY2024, Singapore generated revenue of \$1.47 billion, or about 81% of the Group's revenue, up 20% from \$1.22 billion in the previous year. This translated into an operating profit of \$332 million, up 14% from \$290 million for FY2023.

Despite the uncertain real estate market, Property Development performed well in FY2024, turning in robust revenue of \$1.52 billion, a 16% increase year-on-year. In March 2024, Lentor Mansion, our third project in the Lentor Hills estate, was successfully launched and has sold close to 77% of its 533 units as at 30 June 2024. Meanwhile, Meyer Mansion is fully sold, while Midtown Modern and Lentor Modern are both 99% sold.

GuocoLand has actively diversified our earnings through a portfolio of premium investment properties that provide a steady stream of recurring income. Property Investment revenue grew 35% year-on-year to \$229 million for FY2024. Our premium investment properties in Singapore continued to achieve high occupancy rates and strong leasing demand, resulting in healthy weighted average lease expiry, positive rental reversions and above-market rental rates. In particular, at our latest integrated mixed development Guoco Midtown, its 709,000 sq ft of premium Grade A office spaces has achieved 98% occupancy, including pre-committed leases, while its retail spaces are 100% leased.

Our balance sheet remained healthy, with debt-to-assets<sup>1</sup> maintained at 0.43 times as we continued to manage our capital actively and prudently. Our debt is supported by a strong portfolio of assets worth \$12.34 billion as at 30 June 2024, with over 70% of the portfolio located in Singapore. At our current leverage, we have headroom to invest in new opportunities as they arise.

<sup>1</sup> Refers to total loans and borrowings divided by total assets.



Guoco Midtown, artist impression

## 2. How do GuocoLand's twin-engines of Property Investment and Property Development create value for shareholders?

GuocoLand has built a strong brand as a major private residential property player in Singapore, synonymous with high-quality, user-centric, premium homes. Property Development has served us well over the last three decades and continues to generate good development profits for the Group. In the last decade, we have also built strong capabilities and a good reputation for developing high-quality mixed developments with Grade A offices that form our Property Investment portfolio.

To build Property Investment as a second growth engine, we acquired the Guoco Tower site in 2010. In 2017, we expanded into the Beach Road-Bugis district with the acquisition of the Guoco Midtown site. The rental generated from these integrated mixed developments as well as 20 Collyer Quay now provides a steady stream of recurring income. Since Guoco Tower commenced commercial operations in FY2017, rental revenue has grown from \$70 million then to \$229 million today, representing a compound annual growth rate of 18% over the last eight years. Looking ahead, we expect this recurring income to continue growing when Guoco Midtown II comes onstream in FY2025, and Lentor Modern's retail mall in FY2026.

## Q&A WITH GROUP CEO (CONTINUED)



Guoco Changfeng City

Since FY2017, when Guoco Tower began operations, we have recognised about \$1 billion in cumulative fair value gains, mainly from our two flagship integrated mixed developments in Singapore. We have doubled the asset value of our investment properties from \$3.05 billion in FY2017 to \$6.56 billion in FY2024. The unique value proposition of our buildings has resulted in overall high occupancy rates, positive rental reversions and premium rental rates.

As a Group, GuocoLand is uniquely positioned with end-to-end capabilities across the entire real estate value chain. This spans site selection, planning and design, property development and investment, to asset and property management. Our deep capabilities in each area, coupled with an integrated and multi-disciplinary approach to development and asset management, allow us to create more value and makes us more resilient amidst market disruptions.

### 3. GuocoLand's business is largely anchored in Singapore. What are GuocoLand's plans for your overseas businesses?

Both property markets in China and Malaysia are undergoing significant adjustments.

China is the second largest economy in the world with a strong domestic corporate and manufacturing base, and a vast domestic market that can drive consumption demand. Amidst China's uncertain property market, we are actively monetising our assets in China. Even as we do that, we are watching the market closely for suitable opportunities in the Tier 1 cities we are in, namely Shanghai and Chongqing. Large corporations and talented workforce will continue to gravitate towards these cities as they provide more developed infrastructure, markets and network.

We believe that Malaysia will benefit from the current geopolitical environment, in which supply chains are seeking to set up manufacturing base there. With this in mind, we are exploring the possibility of repositioning our landbank in Malaysia into industrial townships.

#### 4. Where are some key trends that are relevant to GuocoLand's business?

The office market has evolved significantly over the years. Hybrid work arrangements and the anchoring of regional headquarters in Singapore has led to tenants expecting better quality offices and more efficient spaces, as these tenants use the office to attract and retain talent.

The Network Hub at Guoco Midtown was created as part of the core and flex model, which is aligned to companies' need for flexibility. There are also recreational facilities like a swimming pool, jogging track and dining pavilions for office tenants to use. The public spaces, greenery and amenities at both our Guoco Tower and Guoco Midtown developments enhance the quality of the work environment of our tenants, contributing to their talent attraction strategy.

On the residential front, company branding and sustainability are now important considerations for buyers. Buyers are seeking thoughtful, well-designed projects that suit their current and future needs. For example, by having more adaptable unit designs, our condominiums can better support working from home. We also incorporate shared workspaces in the community facilities.



Guoco Midtown Network Hub

## Q&A WITH GROUP CEO (CONTINUED)



For both our commercial and residential projects, we incorporate flora biodiversity and public spaces. People are generally biophilic, and they also enjoy the sense of being part of a bigger community. For example, across the Guoco Midtown development, there are three public spaces, and many public and private gardens that house 350 different species of plants. This provides office workers and residents with the space to decompress and rejuvenate. The public spaces also serve communal activities and raise recognition of our projects.

The macroeconomic environment is presenting many challenges as well as opportunities for the real estate sector. Ongoing geopolitical tensions are reshaping global supply chains, while digitisation, demographic shifts and increasing effects of climate change continue to change the landscape and disrupt markets.

Our diversified end-to-end capabilities across Property Investment and Property Development enable us to be more nimble in responding to disruptions, as well as enter new sectors in our key markets of Singapore, China and Malaysia.

### 5. What is GuocoLand's approach to sustainability?

GuocoLand takes a "triple bottom line" approach to sustainability, balancing economic, social and environmental factors. We have been at the forefront of green building initiatives, having developed numerous Green Mark Platinum-certified residential and integrated mixed developments. We also look at how to uplift the neighbourhoods we are in, prioritising connectivity and public spaces that serve as the social heart of the community.



In addition, we also look for ways to reduce operational carbon. Our facilities management team continually looks at ways to reduce consumption of resources such as water and energy, and actively promote recycling.



**Our diversified end-to-end capabilities across Property Investment and Property Development enable us to be more nimble in responding to disruptions, as well as enter new sectors in our key markets of Singapore, China and Malaysia.**



Lentor Mansion, our newest project launched in March 2024, is GuocoLand's first residential project to attain the Green Mark Platinum (Super Low Energy) certification with Maintainability and Whole Life Carbon badges from the Building and Construction Authority ("BCA"). Lentor Mansion also utilises sustainable building materials to lower embodied carbon and incorporates biophilic designs to enhance occupants' health and well-being.

The new development at the Upper Thomson Road (Parcel B) site will be GuocoLand's second development to attain the BCA Green Mark Platinum (Super Low Energy) award with Maintainability badge. It will also be the first condominium project in Singapore to adopt a biodiversity-sensitive design approach.

We have undertaken an extensive carbon accounting exercise with help from external consultants and designed a high-level decarbonisation plan to guide our carbon reduction efforts.



Lentor Mansion, artist impression

## BUSINESS UPDATES

SINGAPORE

### GUOCO MIDTOWN

**TOTAL OFFICE NET  
LETTABLE AREA ("NLA"):**

**709,000** sq ft

**COMMITTED OCCUPANCY**  
(including pre-commitments)  
as at 30 June 2024:

**98%**



Located at the Beach Road-Bugis district is Guoco Midtown, the Group's mega transit-oriented integrated mixed development that will reposition the location into the new Midtown of Singapore. Sprawled across 3.2 hectares ("ha") of land, Guoco Midtown is anchored by a 30-storey premium Grade A office tower with high quality specifications, and also comprises a five-storey Network Hub, three retail clusters with an aggregate 50,000 sq ft of NLA, and two condominiums with distinctly different concepts – Midtown Bay and Midtown Modern. The development is seamlessly connected to the Bugis MRT interchange station via an Underground Pedestrian Network ("UPN"), allowing for convenient access to both the East-West Line and Downtown Line.

Guoco Midtown offers tenants the flexibility to design their office space as an activity-based workplace suited for hybrid work strategy, as tenants can tap on the Network Hub – a first-of-its-kind, purpose-built business and social club that offers additional on-demand office spaces and meeting facilities, including a MICE Room that can be used for townhalls, seminars, or other corporate events for up to 180 people. As at 30 June 2024, the take-up rate (including pre-commitments) for Guoco Midtown’s office space stood at 98%.



## BUSINESS UPDATES (CONTINUED)

SINGAPORE



Building on GuocoLand's strong track record in green and sustainable developments, Guoco Midtown's immersive work-live-play concept supports the physical and mental wellness of its occupants through a wide range of recreational facilities, such as a swimming pool, jogging track, dining pavilions and a private dining room, as well as numerous garden spaces. The Guoco Midtown community will also stand to benefit from GuocoLand's placemaking efforts.

## MIDTOWN MODERN

With its unique “nature in the city” concept focusing on wellness, efficient layouts and extensive amenities, Midtown Modern is a rare family-oriented residential development with full condominium facilities in the Central Business District (“CBD”). Midtown Modern offers luxurious 1- to 4-bedroom units, and features two exclusive penthouses. Jointly developed with Hong Leong Holdings Limited (“Hong Leong Holdings”) and Hong Realty (Private) Limited, Midtown Modern is targeted for completion by the end of 2024.

**TOTAL NO. OF UNITS:**

**558**

**% OF UNITS SOLD**

as at 30 June 2024:

**99%**



Artist impression

**TOTAL NO. OF UNITS:**

**219**

**% OF UNITS SOLD**

as at 30 June 2024:

**61%**



Artist impression

## MIDTOWN BAY

Completed in May 2024, Midtown Bay is one of two residential developments that is part of the Guoco Midtown integrated mixed development. It offers luxury city homes in the form of 219 units that can be designed and adapted to fit living, office or entertainment needs of trendy professionals. In addition to 1- and 2-bedroom units, Midtown Bay also offers 2- and 3-bedroom duplexes. The well-appointed units come with high, airy ceilings of 3.2 m and feature sleek marble flooring.

## BUSINESS UPDATES (CONTINUED)

### SINGAPORE

**TOTAL NLA:**

**990,000 sq ft\***

**COMMITTED OCCUPANCY**  
(including pre-commitments)  
as at 30 June 2024:

**98%**

\* Includes 890,000 sq ft of Grade A office space and 100,000 sq ft of retail space



## GUOCO TOWER

Guoco Tower is the Group's flagship transit-oriented integrated mixed development in the CBD directly connected to the Tanjong Pagar MRT station – one of the busiest stations in the district. Guoco Tower is Singapore's tallest building standing at a height of 290 m, comprising 890,000 sq ft of premium Grade A office space, 100,000 sq ft of retail space, 181 exclusive apartments at Wallich Residence, a luxury hotel in Sofitel Singapore City Centre and a 150,000 sq ft public Urban Park.

As at 30 June 2024, the occupancy (including pre-commitments) of Guoco Tower's office and retail components stood at 98%. Its tenant mix includes multinational corporations from a diversity of sectors and industries such as technology, banking and finance, investment services and consultancy, insurance as well as media.



Wallich Residence, which occupies the highest floors of Guoco Tower, is the epitome of ultra-luxury living in the city. Living in the integrated mixed development, residents have access to a wide range of well-curated F&B and retail offerings, while enjoying the exclusivity that Wallich Residence offers.

Guoco Tower has transformed Tanjong Pagar into one of the most prime office districts as well as a vibrant business and lifestyle destination. Through a host of placemaking activities such as outdoor fitness classes and community events at the Urban Park, we have contributed to building a stronger sense of community in Tanjong Pagar.



## 20 COLLYER QUAY

20 Collyer Quay is an office building located by the Marina Bay, with sheltered direct access to Raffles Place MRT interchange station. 20 Collyer Quay is certified with the BCA Green Mark Award and has also been certified as a Water Efficient Building (Basic) by the PUB.

**TOTAL NLA:**  
**134,000** sq ft

**COMMITTED OCCUPANCY**  
as at 30 June 2024:  
**96%**

## BUSINESS UPDATES (CONTINUED)

### SINGAPORE

**TOTAL NO. OF UNITS:**

**605**

**% OF UNITS SOLD**  
as at 30 June 2024:

**99%**



Artist impression



Lentor Modern is situated on a 1.7 ha site surrounded by various parks and reservoirs in the vicinity. It comprises three 25-storey residential towers with 605 units above a mall with more than 96,000 sq ft of F&B and retail shops, a supermarket and a childcare centre. The development is directly integrated with Lentor MRT station on the Thomson-East Coast Line ("TEL"). The 2- to 4-bedroom units all come with an additional Flex Room that offers homeowners great flexibility to use it in ways that best fit their life stages and lifestyles. With Lentor Modern, GuocoLand kickstarted the rejuvenation and transformation of the new Lentor Hills estate. Launched in September 2022, Lentor Modern is targeted for completion in the first half of 2026.

**TOTAL NO. OF UNITS:**

**598**

**% OF UNITS SOLD**  
as at 30 June 2024:

**90%**

## LENTOR HILLS RESIDENCES

Lentor Hills Residences, launched in July 2023, is a residential development at the new Lentor Hills estate. Jointly developed by Hong Leong Holdings, TID Residential Pte. Ltd. and GuocoLand (30% stake), Lentor Hills Residences is connected to the Lentor MRT station via a sheltered walkway. Lentor Hills Residences is targeted for completion by the end of 2026.



Artist impression



**TOTAL NO. OF UNITS:****533****% OF UNITS SOLD**

as at 30 June 2024:

**77%**

  
**LENTOR MANSION**


Artist impression

Lentor Mansion, GuocoLand's latest residential development, was launched in March 2024 and sold 75% of its units over its launch weekend, making it the best performing new launch development in Singapore for the year to date. Lentor Mansion sits on a sprawling 2.2 ha site, which is currently the largest site at the Lentor Hills estate. Catering to families of all sizes, including multi-generational families, the development

comprises three 16-storey towers and three 8-storey blocks, and features the only 5-bedroom units in the estate. The development offers unblocked views of Hillock Park, and the lush greenery of the nature parks and reserves beyond. Lentor Mansion is jointly developed with Hong Leong Holdings, and is targeted for completion in the first half of 2028.

#### **UPCOMING: Lentor Central site**

In September 2023, a consortium comprising Hong Leong Holdings, GuocoLand and CSC Land Group was awarded a 99-year leasehold, 158,264 sq ft land parcel at Lentor Central through a bid of \$435.2 million. The consortium plans to build a residential development with about 475 units in two high-rise blocks.

With our strong presence in the Lentor Hills estate through our four developments, GuocoLand is transforming the neighbourhood into a new distinctive private estate.

#### **UPCOMING: Upper Thomson Road (Parcel B) site**

For the Upper Thomson Road (Parcel B) site, GuocoLand will adopt a biodiversity-sensitive approach to develop a 941-unit residential development. Jointly developed by Hong Leong Holdings, the development will comprise five 25-storey towers, and a part of the former Seletar Institute, which was originally built as Upper Thomson Secondary School, will be conserved. Residents of the future development, which is targeted to be launched in 2025, will enjoy unobstructed views of the Central Catchment Nature Reserve and sheltered access to the Springleaf MRT station on the TEL.

## BUSINESS UPDATES

CHINA

**SOUTH TOWER  
TOTAL NLA:**

**364,617** sq ft

**NORTH TOWER  
TOTAL NLA:**

**367,652** sq ft

**SOUTH TOWER  
TAKE-UP RATE**

as at 30 June 2024:

**95%**

**NORTH TOWER:**

*Leasing in progress*



Guoco Changfeng City is the Group's large-scale mixed development in Shanghai, China, comprising two 18-storey Grade A office towers (North and South Towers) and a basement retail mall. Directly linked to Metro Line 15 Changfeng Park station, Guoco Changfeng City is the first commercial project in Shanghai's Putuo District to obtain Platinum certifications for LEED (Leadership in Energy and Environmental Design) and WELL Building Standard. The South Tower was retained as an investment property, while the North Tower has been reclassified as an investment property in FY2024. The basement retail mall has been fully leased to a master tenant.



One of our two ongoing residential developments in Chongqing, China, Guoco 18T is located at one of Chongqing's iconic neighbourhoods next to the Jiefangbei (Liberation Square) CBD. Out of the four plots in total, the first two plots that are being developed comprise five high-rise residential towers with more than 1,000 luxury apartments on top of a lifestyle mall based on a 'high-street' concept. Apartments have splendid views overlooking the Yangtze River. The development is working towards being the first residential development in Southwest China region to receive the highest level of Platinum certification under the WELL Building Standard.

**TOTAL NO. OF UNITS\*:**

**986**

**% OF UNITS SOLD**

as at 30 June 2024:

**53%**

\* Refers to current units launched



**TOTAL NO. OF UNITS\*:**

**400**

**% OF UNITS SOLD**

as at 30 June 2024:

**83%**

\* Refers to current units launched



Artist impression



Our other ongoing residential development in Chongqing, China is Guoco Central Park located in the Chongqing Liang Jiang New Area near Chongqing Central Park – the third largest urban park in the world after New York's Central Park and London's Hyde Park. The 35 acre development which is also near the Lujiagou Station and the Central Park commercial and lifestyle district, will comprise a mix of mid- and low-rise condominium blocks set to offer more than 1,500 units.

## BUSINESS UPDATES

### MALAYSIA



DAMANSARA  
CITY  
DAMANSARA HEIGHTS

Developed by Guocoland (Malaysia) Berhad (“GLM”) – our indirect subsidiary which is separately listed on the Main Market of Bursa Malaysia, Damansara City is the award-winning, single-largest integrated mixed development within the prime Damansara Heights district of Kuala Lumpur. It comprises two Grade A office towers including Menara Guoco, DC Residensi serviced apartment tower, DC Mall, a lifestyle mall with approximately 170,000 sq ft of retail space across five levels, the luxurious Sofitel Kuala Lumpur Damansara with 312 well-appointed rooms and suites, and over 15,000 sq ft of state-of-the-art meeting and event facilities.

**TOTAL GROSS FLOOR AREA:**  
**1.8 million sq ft**

**COMMITTED OCCUPANCY OF MENARA GUOCO**  
as at 30 June 2024:  
**97%**



**TOTAL NO. OF UNITS\*:**  
**1,888**

**% OF UNITS SOLD**  
as at 30 June 2024:  
**74%**

\* Refers to current units launched



**emerald 9**  
CHERAS  
RESIDENCES • SHOPPES • OFFICES

GLM is developing Emerald 9 – a bold, transit-oriented integrated mixed development located at the prime Batu 9, Cheras – which will comprise residential towers, office spaces, urban street shoppes and a courtyard clustered around open spaces. The project, located just a short walk from the Taman Suntex MRT station, offers excellent connectivity to Kuala Lumpur City Centre, which is only eight stops away.

## AWARDS & ACCOLADES

In recognition of our commitment to quality, innovation, and sustainable developments, GuocoLand has garnered multiple awards and accolades throughout the financial year. These achievements are summarised below.

### SINGAPORE

#### BCI Asia Awards 2024

##### GuocoLand:

- Top Ten Developers Award

#### The Edge Singapore Billion Dollar Club Awards

##### GuocoLand:

- Overall Sector Winner – Real Estate Companies

#### FIABCI World Prix d'Excellence Awards 2024

##### Martin Modern:

- World Silver Winner of the Residential (High Rise) Category

#### 7<sup>th</sup> EdgeProp Singapore Excellence Awards 2023

##### GuocoLand:

- Top Developer

##### Lentor Modern:

*Mixed-use (Uncompleted) category:*

- Top Development Award
- Design Excellence Award
- Landscape Excellence Award
- Innovation Excellence Award
- Sustainability Excellence Award
- Marketing Excellence Award
- Showflat Excellence Award

#### 13<sup>th</sup> Asia Property Awards (Singapore)

##### GuocoLand:

- Best Developer
- Special Recognition in ESG
- Special Recognition in Sustainable Design and Construction

##### Lentor Modern:

- Best Integrated Development
- Best Private Condo Development
- Best Private Condo Architectural Design

### CHINA

#### 20<sup>th</sup> Hurun Best of the Best Awards

##### GuocoLand:

- Asian Developer Star Performer

#### 2024 Muse Design Awards

##### Guoco Central Park (Experience Centre):

- Gold Award

#### Pro+Award 普罗奖

##### Guoco Central Park:

- Gold Award

### MALAYSIA

#### StarProperty Awards 2023

##### Emerald Hills:

- Best Low-Density Award



# GUOCO CHANGFENG CITY MAKING OUR MARK IN THE REGION

As a regional real estate group, GuocoLand has presence in our three key geographic markets of Singapore, China and Malaysia.

In China, GuocoLand has designed two large-scale integrated mixed developments that have transformed their locations. Guoco Changfeng City has established itself as a landmark development in the Putuo district within the Tier 1 city of Shanghai, while in Chongqing, GuocoLand's iconic Guoco 18T has similarly repositioned one of the city's neighbourhoods as a luxurious residential district.



## BOARD OF DIRECTORS

### QUEK LENG CHAN

*Chairman*

*Non-Independent Non-Executive Director*

Mr Quek was appointed to the Board on 19 December 1988, and was re-elected as Director at the Company's Annual General Meeting ("AGM") held on 28 October 2021. He was appointed as Chairman of the Board and the Company on 14 October 2022. He is also a member of the Remuneration Committee. Mr Quek is proposed for re-election as Director at the Company's AGM to be held on 24 October 2024.

Mr Quek is the Chairman of GuoLine Capital Assets Limited, the ultimate holding company of the Company. He is also the Chairman & Chief Executive Officer of Hong Leong Company (Malaysia) Berhad, a public company; Chairman of Hong Leong Assurance Berhad, a public company; and Chairman of the Council of Members of Hong Leong Bank Vietnam Limited.

Mr Quek qualified as a Barrister-at-Law from Middle Temple, United Kingdom and has extensive business experience in various business sectors, including financial services, manufacturing and real estate.

#### **Present directorship(s) in other listed companies**

- Hong Leong Financial Group Berhad
- Hong Leong Bank Berhad

Mr Quek is the Non-Executive Chairman of the above companies, all listed on Bursa Malaysia.

#### **Past directorship(s) in listed companies held over the preceding 5 years**

- Nil

### CHENG HSING YAO

*Group Chief Executive Officer*

*Non-Independent Executive Director*

Mr Cheng was first appointed as Chief Executive Officer ("CEO") of the Group and Executive Director to the Board on 1 July 2021 and was re-elected as Director at the Company's AGM held on 27 October 2023.

Mr Cheng joined the Group in October 2012 and has assumed various positions, the last role being that of Group Managing Director of GuocoLand Singapore since 2014. Prior to joining the Group, he was with the Singapore public service at the Urban Redevelopment Authority ("URA") and the Centre for Liveable Cities ("CLC"). Both agencies are under the purview of the Ministry of National Development.

Mr Cheng is currently a Director of GuocoLand (Malaysia) Berhad, listed on Bursa Malaysia. He is a Non-Independent Non-Executive Director of GLM REIT Management Sdn Bhd, an indirect subsidiary of the Company and the Manager of Tower Real Estate Investment Trust, which is also listed on Bursa Malaysia.

He is a Board Member of the Land Transport Authority of Singapore, a member of CLC's Advisory Panel, and a member of URA's International Panel of Experts, Design Advisory Committee and Heritage and Identity Partnership. He was the Founding Chairman of Discover Tanjong Pagar – the business association to promote Tanjong Pagar as a destination to the wider community, and currently serves as a Director of the association.

Mr Cheng was appointed by the President of the Republic of Singapore to serve as a Nominated Member of Parliament from January 2021 to July 2023.

Mr Cheng holds a Bachelor of Arts (Architectural Studies) from National University of Singapore, a Bachelor of Architecture (First Class Honours) from Newcastle University, United Kingdom and a Master in Design Studies (with Distinction) from Harvard University.

#### **Present directorship(s) in listed subsidiary**

- GuocoLand (Malaysia) Berhad, an indirect subsidiary of the Company, listed on Bursa Malaysia

#### **Past directorship(s) in listed companies held over the preceding 5 years**

- Eco World International Berhad, listed on Bursa Malaysia



**KWEK LENG HAI***Non-Independent Non-Executive Director*

Mr Kwek was appointed to the Board on 28 November 1988, and was re-elected as Director at the Company's AGM held on 14 October 2022. He is a member of the Nominating Committee. Mr Kwek is proposed for re-election as Director at the Company's AGM to be held on 24 October 2024.

Mr Kwek is the Executive Chairman of Guoco Group Limited, listed on The Stock Exchange of Hong Kong Limited ("HKSE"). He was the President, CEO of Guoco Group Limited from 1995 to 1 September 2016.

Mr Kwek is a Director of GuoLine Capital Assets Limited, the ultimate holding company of the Company. He is also a Director of GL Limited which was privatised and delisted from SGX-ST in June 2021.

Mr Kwek qualified as a chartered accountant of the Institute of Chartered Accountants in England and Wales. He has extensive experience in various business sectors, including but not limited to finance, investment, manufacturing and real estate.

**Present directorship(s) in other listed companies**

- Guoco Group Limited, listed on HKSE
- Lam Soon (Hong Kong) Limited, listed on HKSE
- Hong Leong Bank Berhad, listed on Bursa Malaysia
- Bank of Chengdu Co., Ltd., listed on Shanghai Stock Exchange

**Past directorship(s) in listed companies held over the preceding 5 years**

- Nil

**SAW KOK WEI***Independent Non-Executive Director*

Mr Saw was appointed to the Board on 24 October 2020, and was re-elected as Director at the Company's AGM held on 27 October 2023. He is the Chairman of the Audit and Risk Committee, a member of the Nominating Committee and a member of the Remuneration Committee.

Mr Saw is currently the Group Chief Financial Officer and a Director of Swan & Maclaren Group Pte Ltd. He was Chief Financial Officer of Jurong Port Pte Ltd ("Jurong Port") from October 2021 to December 2022, having first served in this capacity from September 2013 to March 2019. Mr Saw was President, Business Units of Jurong Port from April 2019 to September 2021, and oversaw several functions including Finance, Admin, Enterprise Risk Management, Information Technology and Business Intelligence.

Mr Saw has many years of commercial and financial experience across a number of industries in the United Kingdom, Singapore, Indonesia and China. He started his career with Arthur Young in London as an auditor. Since then he has worked for Chase Manhattan, Inchcape Berhad, Nike South East Asia, and Merck Sharp & Dohme. Mr Saw was also with Electrolux for ten years holding various positions including that of Vice President, Finance & Administration, East Asia; President-Director & General Manager for its operations in Indonesia; Chief Financial Officer in China; and Deputy Head of Strategy in Asia Pacific.

Mr Saw holds a Bachelor of Science (Honours) Degree in Accounting and Finance from The University of Warwick, United Kingdom.

**Present directorship(s) in other listed companies**

- Nil

**Past directorship(s) in listed companies held over the preceding 5 years**

- Hong Leong Financial Group Berhad, listed on Bursa Malaysia

## BOARD OF DIRECTORS (CONTINUED)

### WEE LIENG SENG

*Independent Non-Executive Director*

Mr Wee was appointed to the Board on 29 October 2021, and was re-elected as Director at the Company's AGM held on 14 October 2022. He is the Chairman of the Nominating Committee, Chairman of the Remuneration Committee and a member of the Audit and Risk Committee. Mr Wee is proposed for re-election as Director at the Company's AGM to be held on 24 October 2024.

Mr Wee is currently the CEO and Co-Founder of Dragonfly LLC, a New York based firm which provides strategy, risk management and investment advice to companies in the United States, Europe and Asia. Prior to founding Dragonfly LLC, Mr Wee was a partner and head of the risk and shareholder value practice at Capco. Before that he was a partner at Capital Market Risk Advisors in New York.

Mr Wee was a Managing Director, Global Risk Management at Bankers Trust Company (now part of Deutsche Bank). Prior to this, he was a senior associate at Booz Allen in New York managing strategy engagements across industries. Mr Wee started his career as a banker at Banque Paribas in Singapore and New York. He has been an adjunct professor of risk management at Singapore Management University, Columbia University and Peking University. Mr Wee was appointed Senior Fellow of The Wharton School. He co-authored the books, "What Every CEO Must Know About Risk" and "RAROC and Risk Management".

Mr Wee is an independent director on the board of The Private Infrastructure Development Group Ltd and serves as Chairman of Investment Committee, and as member of its (i) Audit Committee and (ii) Health, Safety, Environmental and Social Committee. Mr Wee also serves on the Investor Committee of Mapletree US Logistics Private Trust, and is a member of the Management Advisory Board of NUS Business School.

Mr Wee holds a Bachelor of Business Administration (Valedictorian) from the National University of Singapore and a Master of Business Administration with Distinction (Salutatorian) from the Wharton School, University of Pennsylvania. He completed the Senior Executive Leadership Program (China) from Harvard Business School and also the Corporate Director Certificate Program.

#### **Present directorship(s) in other listed companies**

- Nil

#### **Past directorship(s) in listed companies held over the preceding 5 years**

- Nil

### MADELEINE LEE SUH SHIN

*Independent Non-Executive Director*

Ms Lee was appointed to the Board on 1 April 2023, and was re-elected as Director at the Company's AGM held on 27 October 2023. She is a member of the Audit and Risk Committee.

Ms Lee is Managing Director & Chief Investment Officer of Athenaeum Private Limited, an advisory and consultancy partnership focusing on Asian Family Offices. She founded Athenaeum in 2008 and sold its mutual funds business in 2016. From 2005 to 2007, Ms Lee was Deputy Chief Investment Officer of the Investment Office of the National University of Singapore. She has spent more than 30 years in investment management in various institutions including Government of Singapore Investment Corporation, Morgan Grenfell and as Managing Director at Commerzbank Asset Management Asia.

Ms Lee has served on the Boards of public and private companies, and the not-for-profit sector in Singapore; she served on the board of directors of Mapletree Investments Pte Ltd, Aetos Holdings Pte. Ltd. and ECICS Holdings of the Temasek Holdings stable of companies. She was on the Monetary Authority of Singapore's Financial Sector Review Committee on the Liberalisation of the Stockbroking Industry and the Business Development Review Group for the Merged Exchange. She has volunteered on the Board/Excocs of UNIFEM Singapore (now UN Women), IWFS, YST Conservatory of Music NUS, CFS, SSO and Singapore Academy of Law.

Ms Lee was a Non-Executive Director of Arts House Ltd and Director of Singapore Institute of Management Group Limited. She is also a published author of twelve books of poetry in English.

Ms Lee holds a Bachelor of Arts Honours in Economics and Accounting from the University of Leeds, United Kingdom and a Master of Business Administration from the University of Bradford, United Kingdom. She is a Chartered Financial Analyst of the Institute of Chartered Financial Analysts, United States of America and a Fellow of the Eisenhower Fellowship.

#### **Present directorship(s) in other listed companies**

- First Pacific Company Limited, listed on HKSE

#### **Past directorship(s) in listed companies held over the preceding 5 years**

- Verde Agritech Ltd, listed on the Toronto Stock Exchange

**QUEK KON SEAN***Non-Independent Non-Executive Director*

Mr Quek was appointed to the Board on 1 April 2023, and was re-elected as Director at the Company's AGM held on 27 October 2023.

Mr Quek started his career in investment banking before joining the Hong Leong Group in 2004. He has held various positions in the Hong Leong Group, including Executive Director of Hong Leong Financial Group Berhad and is currently the Managing Director of HL Management Co Sdn Bhd, a position held since 2016. He is also a Director of Hong Leong Foundation, a public company.

Mr Quek holds a Bachelor of Science (Economics) and a Master of Science (Economics) from the London School of Economics and Political Science, United Kingdom.

**Present directorship(s) in listed subsidiary**

- GuocoLand (Malaysia) Berhad, an indirect subsidiary of the Company, listed on Bursa Malaysia

**Past directorship(s) in listed companies held over the preceding 5 years**

- Nil

**SHARON WEE HSU OON***Independent Non-Executive Director*

Ms Wee was appointed to the Board on 1 September 2023, and was re-elected as Director at the Company's AGM held on 27 October 2023.

Ms Wee is a Partner of Allen & Gledhill LLP, where she specialises in mergers and acquisitions ("M&A") and capital markets. She also provides corporate regulatory and compliance advice to Singapore listed entities.

Ms Wee has extensive experience acting for public and private entities on complex M&A and capital markets transactions. She also advises companies listed on the Singapore Exchange on a wide range of post-listing matters, including follow-on equity offerings, acquisitions, issues of convertibles and hybrid securities, regulatory and compliance matters.

Ms Wee holds a Bachelor of Arts (Hons) from the University of Cambridge, United Kingdom and she was called to the Singapore Bar in 1999.

**Present directorship(s) in other listed companies**

- Nil

**Past directorship(s) in listed companies held over the preceding 5 years**

- Nil

**CHRISTINE FELLOWES***Independent Non-Executive Director*

Ms Fellowes was appointed to the Board on 25 January 2024, and is proposed for re-election as Director at the Company's AGM to be held on 24 October 2024.

Ms Fellowes has more than 30 years of experience in Asia leading businesses across strategy, marketing, product and brand development, operations and profit and loss and driving digital transformation within multinational organisations in media, communications and technology. She served as the Managing Director of the NBC Universal Global Networks and Direct to Consumer businesses in Asia-Pacific. Ms Fellowes held leadership positions – as Managing Director of Comcast International Media Group; VP, Commerce and Brand Management for Turner Entertainment; and Managing Partner of DDB Needham/Product Creation, a division of the Omnicom Group. She had also served as CEO of the Asian operation of ClickThings, a New York based technology company.

Ms Fellowes is currently an Executive Director and Co-Founder of NINEby9 Pte. Ltd., a Singapore based company dedicated to research and advocacy for gender equality in organisations in Asia.

Ms Fellowes holds a Bachelor's Degree in Economics from The University of Western Australia. She also undertook Board Director Program and Executive Program, Finance from Harvard Business School Executive Education in 2019 and 2017 respectively.

**Present directorship(s) in other listed companies**

- National Australia Bank Limited, listed on Australian Securities Exchange

**Past directorship(s) in listed companies held over the preceding 5 years**

- VIQ Solutions Inc., listed on Toronto Stock Exchange

## ADDITIONAL INFORMATION ON DIRECTORS SEEKING RE-ELECTION AT THE ANNUAL GENERAL MEETING

The additional information set out below on the following Directors who are seeking re-election at the 48<sup>th</sup> Annual General Meeting of the Company, is to be read in conjunction with their respective profiles under the “Board of Directors”, “Corporate Governance” and “Directors’ Statement” sections in this Annual Report 2024.

<b>Name of Director, age</b>	<b>Christine Fellowes, 62</b>
<b>Country of principal residence</b>	Singapore
<b>The Board’s comments on this appointment (including rationale, selection criteria, board diversity considerations, and the search and nomination process)</b>	Taking into account the background, qualifications, experience and independence, as well as contributions to the effectiveness of the Board, the Nominating Committee (“NC”) and the Board recommend the re-election of Ms Christine Fellowes, as an Independent Non-Executive Director of the Company.
<b>Any relationship (including immediate family relationships) with any existing director, existing executive officer, the issuer and/ or substantial shareholder of the listed issuer or any of its principal subsidiaries</b>	Nil
<b>Conflict of interests (including any competing business)</b>	Nil
<b>Undertaking submitted to the listed issuer in the form of Appendix 7.7 (Listing Rule 720(1))</b>	Yes
<b>Shareholding interest in the listed issuer and its subsidiaries</b>	Nil
<b>Other Principal Commitments* Including Directorships</b> * “Principal Commitments” has the same meaning as defined in the Code of Corporate Governance 2018.	
<b>Past (for the last 5 years)</b>	VIQ Solutions Inc.
<b>Present</b>	1. NINEby9 Pte. Ltd. 2. National Australia Bank Limited
<b>Information required under items (a) to (k) of Appendix 7.4.1 of the Listing Manual of SGX-ST</b>	Ms Fellowes has confirmed that the responses for items (a) to (k) of Appendix 7.4.1 of the Listing Manual of SGX-ST are all “No”.

<b>Quek Leng Chan, 81</b>	<b>Kwek Leng Hai, 71</b>	<b>Wee Lieng Seng, 66</b>
Malaysia	Hong Kong	Singapore
Taking into account the background, qualifications and experience, as well as contributions to the effectiveness of the Board and the Remuneration Committee ("RC"), the NC and the Board recommend the re-election of Mr Quek Leng Chan, as a Non-Independent Non-Executive Director of the Company. Upon re-election, Mr Quek will remain as the Chairman of the Board and the Company and a member of RC.	Taking into account the background, qualifications and experience, as well as contributions to the effectiveness of the Board and the NC, the NC (with Mr Kwek abstaining) and the Board recommend the re-election of Mr Kwek Leng Hai, as a Non-Independent Non-Executive Director of the Company. Upon re-election, Mr Kwek will remain as a member of the NC.	Taking into account the background, qualifications, experience and independence, as well as contributions to the effectiveness of the Board and Board Committees, the NC (with Mr Wee abstaining) and the Board recommend the re-election of Mr Wee Lieng Seng, as an Independent Non-Executive Director of the Company. Upon re-election, Mr Wee will remain as Chairman of the NC, Chairman of the RC, as well as a member of the Audit and Risk Committee.
Mr Quek Leng Chan is the father of Mr Quek Kon Sean (Director and shareholder of GuocoLand Limited) and brother of Mr Kwek Leng Hai (Director and shareholder of GuocoLand Limited).	Mr Kwek Leng Hai is the uncle of Mr Quek Kon Sean (Director and shareholder of GuocoLand Limited) and brother of Mr Quek Leng Chan (Director and deemed substantial shareholder of GuocoLand Limited).	Nil
Nil	Nil	Nil
Yes	Yes	Yes
Refer to Directors' Statement	Refer to Directors' Statement	Nil
<ol style="list-style-type: none"> <li>1. Clermont Leisure International Limited</li> <li>2. Adjuvant Ace Sdn Bhd</li> <li>3. Hong Leong Foundation</li> <li>4. 2 subsidiaries of GuoLine Capital Assets Limited</li> </ol>	<ol style="list-style-type: none"> <li>1. 3 subsidiaries of Guoco Group Limited</li> <li>2. 4 subsidiaries of GuocoLand Limited</li> <li>3. 2 subsidiaries of GuoLine Capital Assets Limited</li> <li>4. Beihai Limited</li> <li>5. Hong Leong Islamic Bank Berhad</li> </ol>	Nil
<ol style="list-style-type: none"> <li>1. Hong Leong Company (Malaysia) Berhad and its 3 subsidiaries</li> <li>2. Hong Leong Financial Group Berhad</li> <li>3. Hong Leong Assurance Berhad</li> <li>4. Hong Leong Bank Berhad</li> <li>5. Hong Leong Bank Vietnam Limited</li> <li>6. GuoLine Capital Assets Limited and its 4 subsidiaries</li> <li>7. HLT Healthcare Holdings Limited and its 2 subsidiaries</li> <li>8. Hong Leong Investment Holdings Pte Ltd</li> <li>9. Hong Leong Holdings Limited</li> <li>10. HL Holdings Sdn Bhd</li> <li>11. Hong Bee Hardware Company Sdn Berhad</li> <li>12. Davos Investment Holdings Private Limited</li> <li>13. Soft Portfolio Sdn Bhd</li> <li>14. Frenda Financial Ltd</li> <li>15. Austrian Pine Limited</li> </ol>	<ol style="list-style-type: none"> <li>1. Guoco Group Limited and its 9 subsidiaries (excluding GuocoLand Limited and its subsidiaries)</li> <li>2. 2 subsidiaries of GuocoLand Limited</li> <li>3. GuoLine Capital Assets Limited and its 5 subsidiaries</li> <li>4. Bank of Chengdu Co., Ltd.</li> <li>5. Cheyney Limited</li> <li>6. Davos Investment Holdings Private Limited</li> <li>7. Hong Leong Bank Berhad</li> <li>8. Hong Leong Company (Malaysia) Berhad</li> <li>9. Hong Leong Insurance (Asia) Limited</li> <li>10. Lam Soon (Hong Kong) Limited</li> </ol>	<ol style="list-style-type: none"> <li>1. Dragonfly, LLC</li> <li>2. Dragonfly Capital Ventures, LLC</li> <li>3. Dragonfly Advisors Pte. Ltd.</li> <li>4. Dragonfly Capital Pte. Ltd.</li> <li>5. The Private Infrastructure Development Group Ltd</li> </ol>
Mr Quek has confirmed that the responses for items (a) to (k) of Appendix 7.4.1 of the Listing Manual of SGX-ST are all "No".	Mr Kwek has confirmed that the responses for items (a) to (k) of Appendix 7.4.1 of the Listing Manual of SGX-ST are all "No".	Mr Wee has confirmed that the responses for items (a) to (k) of Appendix 7.4.1 of the Listing Manual of SGX-ST are all "No".

## KEY SENIOR MANAGEMENT

### GROUP CHIEF EXECUTIVE OFFICER CHENG HSING YAO

Please refer to profile on page 30.

### GUOCOLAND SINGAPORE CHENG HSING YAO *Country Head*

Please refer to profile on page 30.

### GROUP CHIEF FINANCIAL OFFICER ANDREW CHEW

Mr Chew is the Group Chief Financial Officer. He joined the Group in 2011 and held several positions, the latest being Chief Financial Officer of the Group's Singapore operations.

As Group CFO, Mr Chew is responsible for all financial matters of the Group, including financial reporting and operations, corporate finance, taxation, risk management and treasury functions. He is also involved in driving GuocoLand's environmental, social and governance ("ESG") and digitalisation efforts.

Prior to joining GuocoLand, Mr Chew worked with GL Limited (then known as GuocoLeisure Limited), owned by Hong Kong-listed Guoco Group Limited.

Mr Chew holds a Bachelor of Business (Accounting) from Monash University, Australia. He is a fellow certified practicing accountant (FCPA) with CPA Australia and a chartered accountant with the Malaysian Institute of Accountants.

### MANAGING DIRECTOR, ASSET MANAGEMENT VALERIE WONG

Ms Wong is the Managing Director of Asset Management for the Group. She joined the Group in 2014, first as General Manager for Commercial Leasing for the Group's Singapore business.

As Managing Director, Asset Management, Ms Wong oversees the asset management strategies for the Group's expanding portfolio of investment properties in Singapore, China and Malaysia. Ms Wong has almost 30 years of experience in asset management, and spearheaded the launch of the Group's premium Grade A offices at Guoco Tower and Guoco Midtown.

Ms Wong holds a Bachelor of Science (Real Estate) with Second Class Upper Honours from the National University of Singapore, and a Master of Business Administration from the University of Western Australia.

**GUOCOLAND CHINA****PETER LEE WAI MUN***Country Head*

Mr Lee is the Country Managing Director of GuocoLand China. He joined the Group in April 2022. Mr Lee leads GuocoLand's businesses in China and its diverse portfolio of development and investment assets.

Having operated in China for more than 20 years and led China business development for a regional property developer, Mr Lee brings with him a wealth of experience in China's real estate market. He was instrumental in the acquisition and management of development projects and joint ventures across the region.

Before joining the real estate sector in 2008, Mr Lee was with the Singapore public service as a regional director at International Enterprise Singapore. He founded and led the Western China operations, helping Singapore companies secure business opportunities in Western China. He was subsequently designated Head of Singapore Consulate in Chengdu. He holds a Bachelor of Science (Computer & Info Sciences) from the National University of Singapore.

**GUOCOLAND MALAYSIA****NOORBAIZURA HERMEYNEY***Country Head*

Puan Noorbaizura Hermeyney is the Managing Director of GuocoLand Malaysia. She brings with her close to 20 years of experience including in investment and asset management. She was instrumental in spearheading the real estate portfolios for several public listed real estate investment trusts and government-linked companies. Besides in Malaysia, she has also managed portfolios, in other countries including Japan and the United States, successfully securing new major investments as well as strategic partnerships and joint ventures.

Most recently, Puan Noorbaizura served as the Chief Executive Officer of GLM REIT Management Sdn Bhd, a subsidiary of GuocoLand Malaysia and the Manager of Tower Real Estate Investment Trust ("Tower REIT"), a real estate investment trust listed on the Main Market of Bursa Malaysia Securities Berhad. Tower REIT has three prime office buildings in Kuala Lumpur with close to one million square feet of Grade A office space.

Puan Noorbaizura holds a Bachelor in Accounting & Finance with First Class Honours from Universiti Teknologi Mara in Malaysia, and was a Chartered Accountant registered with the Association of Chartered Certified Accountants ("ACCA").



Lentor Mansion, artist impression



A modern, multi-story residential building with a red-tiled roof and lush greenery in the foreground. The building features balconies with plants and large windows. The foreground is filled with various green plants and trees, creating a vibrant and sustainable atmosphere.

# LENTOR MANSION A NEW MILESTONE IN OUR SUSTAINABILITY JOURNEY

GuocoLand has always been at the forefront of building sustainable residential and commercial developments.

In Singapore, Lentor Mansion has attained the highest achievable green certification of Green Mark Platinum (Super Low Energy), coupled with Maintainability and Whole Life Carbon badges. Our developments are designed to be highly energy and water efficient, and to enhance occupants' wellness and well-being. An upcoming project will also incorporate a biodiversity-sensitive design approach.

# SUSTAINABILITY AT GUOCOLAND

GuocoLand publishes our sustainability reports on an annual basis, aligned with our financial year. Our latest sustainability report covers our sustainability practices and performance for the period of 1 July 2023 to 30 June 2024 ("FY2024").

Our latest sustainability report has been prepared in accordance with the Global Reporting Initiative ("GRI") Universal Standards 2021. The GRI Standards encompass a broad range of topics and are widely utilised by companies both in Singapore and globally, facilitating effective benchmarking. Additionally, this report aligns with the sustainability reporting requirements of the Singapore Exchange Securities Trading Limited ("SGX-ST") Listing Manual (Rules 711A and 711B) and follows the recommendations of the Task Force on Climate-related Financial Disclosures ("TCFD").

As part of our efforts to reduce paper waste, no hard copies of our sustainability report have been printed. The full FY2024 sustainability report and previous sustainability reports are available on our corporate website at <https://www.guocoland.com>.

## REPORTING SCOPE

Our sustainability report focuses on GuocoLand Group's significant assets in Singapore and China, including Sofitel Singapore City Centre, as well as two other GuocoLand hotels (Thistle Johor Bahru and Thistle Port Dickson) that are located in Malaysia. Sustainability reporting for GuocoLand (Malaysia) Berhad ("GuocoLand Malaysia"), our indirect subsidiary listed separately on Bursa Malaysia, is independently overseen, and managed by GuocoLand Malaysia's own board of directors and management team. GuocoLand Malaysia publishes its annual sustainability statement as part of its annual report.

### Singapore

- Guoco Tower
- Guoco Midtown & Midtown Bay
- Guoco Midtown II & Midtown Modern
- Meyer Mansion
- Lentor Modern
- Lentor Mansion
- 20 Collyer Quay
- Sofitel Singapore City Centre<sup>1</sup>

### China

- Guoco Changfeng City, Shanghai
- Guoco 18T, Chongqing
- Guoco Central Park, Chongqing

### Malaysia

- Thistle Johor Bahru
- Thistle Port Dickson

<sup>1</sup> The Group owns Sofitel Singapore City Centre, which is managed by Accor under their luxury 'Sofitel' brand.

## SUSTAINABILITY GOVERNANCE STRUCTURE

GuocoLand has an established governance structure in place to oversee and manage our Environmental, Social, and Governance and climate-related risks and opportunities.



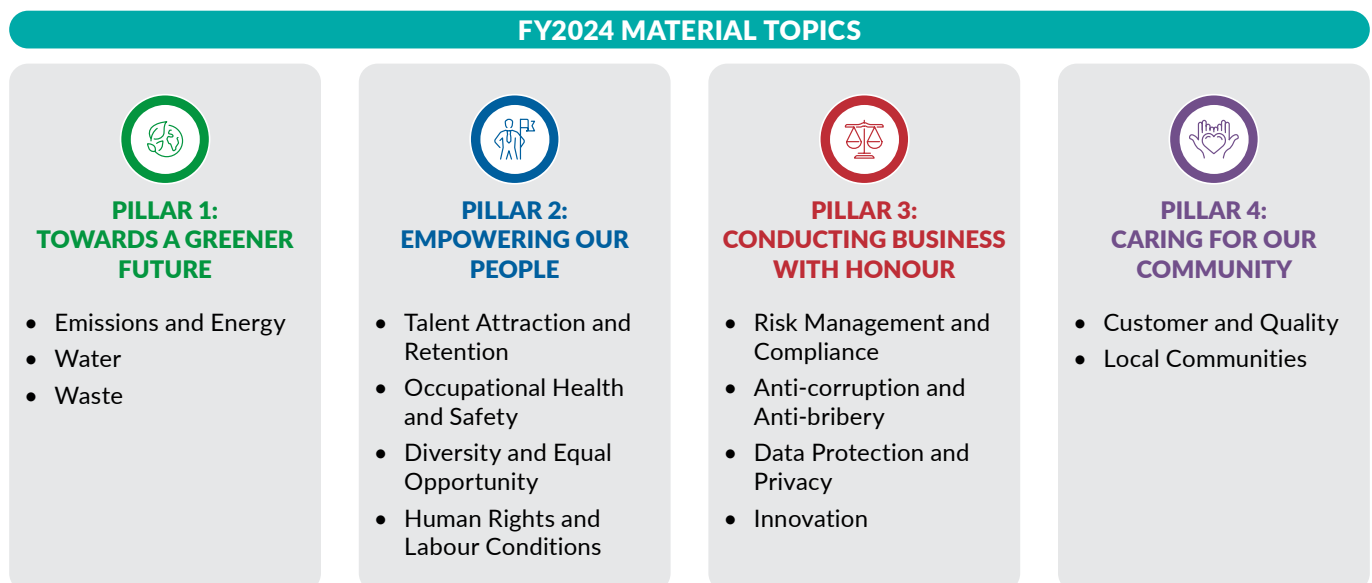
### SUSTAINABILITY REPORTING FRAMEWORK

Since FY2019, GuocoLand has adhered to a sustainability reporting framework which provides a roadmap for employees to work towards the mission of “Guoco Sustainability Value Creation” via four pillars:



### MATERIALITY






This year, as part of our materiality refresh, we conducted a review of our material topics from the previous reporting period to account for changes in impacts. Our review included performing an impact materiality assessment in line with GRI Standards to identify significant impacts arising from our business activities and their relationship with the economy, environment, and people.



## SUSTAINABILITY AT GUOCOLAND (CONTINUED)

### STAKEHOLDER ENGAGEMENT

Key stakeholders are identified based on the impact of GuocoLand’s operations on them and their influence on our business. We engage regularly with these stakeholders through various channels to understand their needs, expectations and interests while also communicating our sustainability efforts. Meaningful two-way communication with our key stakeholders provides valuable insights that help us enhance our business operations and adjust our strategies as needed.

STAKEHOLDER	ENGAGEMENT PLATFORMS	KEY TOPICS	HOW WE ENGAGE THESE STAKEHOLDERS
<b>Customers – Tenants / Homebuyers / Hotel Guests &amp; Visitors / Retail Shoppers</b> 	<ul style="list-style-type: none"> <li>• Tenant meetings</li> <li>• Customer service teams</li> <li>• Tenant surveys</li> <li>• Email and phone channels</li> <li>• Tenant circulars and notices</li> <li>• Social media channels</li> </ul>	<ul style="list-style-type: none"> <li>• Lease terms and facilities management</li> <li>• Quality of product and timely delivery</li> <li>• Customer experience</li> </ul>	Refer to Pillar 3 – Conducting Business with Honour; and Pillar 4 – Caring for Our Community in our FY2024 Sustainability Report (“SR”)
<b>Investors</b> 	<ul style="list-style-type: none"> <li>• SGX-ST announcements and news releases on corporate website</li> <li>• Annual General Meeting</li> <li>• Investor meetings</li> <li>• Conferences</li> <li>• Email and phone channels</li> </ul>	<ul style="list-style-type: none"> <li>• Long-term value creation</li> <li>• Strategies for growth</li> <li>• Transparency and timely information</li> <li>• Corporate governance practices</li> </ul>	Refer to Chairman’s Statement, Q&A with Group CEO, Business Updates, Corporate Governance; and Pillar 3 – Conducting Business with Honour in our SR
<b>Suppliers</b> 	<ul style="list-style-type: none"> <li>• On-site inspections</li> <li>• In-person meetings</li> <li>• Email and phone channels</li> </ul>	<ul style="list-style-type: none"> <li>• Occupational health and safety</li> <li>• Product quality, health, and safety</li> <li>• Environmental compliance</li> </ul>	Refer to Pillar 1 – Towards a Greener Future; Pillar 2 – Empowering Our People; Pillar 3 – Conducting Business with Honour; and Pillar 4 – Caring for Our Community in our SR
<b>Employees</b> 	<ul style="list-style-type: none"> <li>• Regular management meetings</li> <li>• Annual performance appraisal discussions</li> <li>• Knowledge sharing sessions</li> <li>• Internal e-communications</li> <li>• Social media channels</li> <li>• Orientation programme, tea sessions with Management, lunch talks</li> </ul>	<ul style="list-style-type: none"> <li>• Welfare</li> <li>• Health and well-being</li> <li>• Performance</li> </ul>	Refer to Pillar 2 – Empowering Our People in our SR
<b>Regulators/Government</b> 	<ul style="list-style-type: none"> <li>• On-site inspections</li> <li>• In-person meetings</li> <li>• Email and phone channels</li> <li>• Regulatory filings</li> </ul>	<ul style="list-style-type: none"> <li>• Environmental compliance</li> <li>• Labour standard compliance</li> <li>• SGX listing requirements</li> </ul>	Refer to Pillar 1 – Towards a Greener Future; Pillar 2 – Empowering Our People; Pillar 3 – Conducting Business with Honour; and Pillar 4 – Caring for Our Community in our SR

## CORPORATE GOVERNANCE

GuocoLand Limited (the “Company”) is committed to maintaining high standards of corporate governance as well as a strong and sound corporate culture to ensure the Company’s long-term success and to enhance its shareholders’ value. During the financial year ended 30 June 2024 (“FY2024”), the Company continued to be on the SGX Fast Track programme list which was launched by the Singapore Exchange Regulation to recognise the efforts and achievements of listed issuers which have upheld high corporate governance standards and maintained a good compliance track record. The Company supported the Corporate Governance Statement of Support organised by the Securities Investors Association Singapore (SIAS) to demonstrate its commitment towards excellence in corporate governance. The Company was ranked 61<sup>st</sup> among the 474 companies listed on the Singapore Exchange Securities Trading Limited (“SGX-ST”) that were being assessed in the Singapore Governance and Transparency Index 2023.

During FY2024, the Company has adhered to the principles and provisions of the Code of Corporate Governance 2018 (“Code 2018”) as presented in this report. The Company’s own Code of Corporate Governance (“Company Code”) comprising the terms of reference for the Board of Directors and its Committees is in line with the principles and provisions of Code 2018.

### (A) BOARD MATTERS

#### *Principle 1*

#### *The Board’s Conduct of Affairs*

#### Board’s Role and Responsibilities

The Company is headed by an effective Board which is collectively responsible and works with key management personnel for the long-term success of the Company. The Board and key management personnel discharge their statutory and fiduciary responsibilities, both individually and collectively. The Board oversees the business affairs of the Company and its subsidiaries (the “Group”) and carries out this oversight function by assuming responsibility for effective stewardship and corporate governance of the Company and the Group.

Its principal role and responsibilities include the following:

- (a) providing entrepreneurial leadership setting the overall strategic business objectives, policies and direction for the Company, with appropriate focus on sustainability issues, value creation and innovation;
- (b) ensuring that necessary resources are in place for the Company to meet its strategic objectives;
- (c) establishing and maintaining a sound risk management framework to effectively monitor and manage risks and to achieve an appropriate balance between risks and the Company’s performance;
- (d) reviewing Management’s performance;
- (e) ensuring transparency and accountability to key stakeholder groups; and
- (f) setting the Company’s values and standards to instil an ethical corporate culture and ensuring that the Company’s values, standards, policies and practices are consistent with the culture.

#### Board Committees

The Board exercises independent judgement in dealing with the business affairs of the Group and objectively discharges its duties and responsibilities in the interest of the Group. To assist the Board in executing its duties, the Board has delegated specific functions to the following Board committees:

- Audit and Risk Committee (“ARC”);
- Nominating Committee (“NC”); and
- Remuneration Committee (“RC”).

Each Board committee reviews the matters that fall within its respective terms of reference and reports its decisions to the Board which endorses and accepts ultimate responsibility on such matters.

## CORPORATE GOVERNANCE (CONTINUED)

### Matters which require Board Approval

The Company Code sets out the matters which require the Board's approval. These included the annual business plan and budget, risk appetite, major investments including joint venture transactions, Directors' Statement and audited Financial Statements, the financial results announcements of the Company and interested person transactions which required announcements to be made.

### Directors' Attendance and Participation in Board, Board Committees and General Meeting(s)

Meetings of the Board and its Committees are scheduled one year ahead. The Board meets at least on a quarterly basis to review, *inter alia*, the Company's business and financial results. Additional meetings may be convened on an ad-hoc basis as and when necessary. Where appropriate, decisions are also taken by way of Directors' Circulating Resolutions. As provided in the Company's Constitution, Directors may convene Board meetings by teleconferencing or videoconferencing. The Company's Annual General Meeting ("AGM") held in October 2023 was conducted in a wholly physical format. The attendance of Directors at meetings of the Board and the Board Committees as well as the AGM is set out in the table below:

FY2024 Meetings	Board	ARC	NC	RC	AGM
<b>Total Number of Meetings Held</b>	<b>4</b>	<b>4</b>	<b>1</b>	<b>2</b>	<b>1</b>
Quek Leng Chan	4	-	-	2	1
Cheng Hsing Yao	4	4	-	1	1
Kwek Leng Hai	4	-	1	-	1
Saw Kok Wei	4	4	1	2	1
Wee Lieng Seng	4	4	1	2	1
Madeleine Lee Suh Shin	4	4	-	-	1
Quek Kon Sean	3	-	-	-	1
Sharon Wee Hsu Oon (Appointed on 1 September 2023)	3	-	-	-	1
Christine Fellowes (Appointed on 25 January 2024)	1	-	-	-	-

### Induction, Training and Development of Directors

Each newly appointed Director to the Board receives a formal letter from the Company and an electronic induction package comprising meeting schedules of the Board and where applicable, the Committees, the Company's latest Annual Report, Company's Constitution, Company Code, Guidebook on being an Effective Director and Guidebook setting out the duties and obligations of Directors of the Company, etc.

When a Director is appointed to a Board Committee, it is the Company's practice to highlight the relevant terms of reference to such Director and provide a copy of the related Guidebook for the Committee. New Directors will also be encouraged to attend the Listed Entity Director ("LED") programmes (where appropriate) conducted by the Singapore Institute of Directors ("SID"); and Director Financial Reporting Fundamentals co-organised by SID and the Institute of Singapore Chartered Accountants and supported by Accounting and Corporate Regulatory Authority ("ACRA"), where relevant. Newly appointed Director(s) with no prior experience as Director(s) of a listed company will undergo training in the roles and responsibilities of Director of a listed company as prescribed by the SGX-ST. During FY2024, the Company had arranged for new Directors to attend the relevant LED programmes conducted by SID so as to enhance their skills and knowledge to execute their duties effectively. The newly appointed Independent Directors were also briefed by senior management to enable them to familiarise with the Company's business, financials as well as understand their roles and responsibilities as Independent Directors of the Company.

All Directors are provided with relevant information on the Company's policies, procedures and practices relating to governance matters, including disclosure of interests in securities, dealings in the Company's securities, restrictions on disclosure of price sensitive information and declaration of interests relating to the Group's businesses.

To facilitate each Director to develop his/her competencies to effectively discharge his/her duties, all Directors are updated regularly on key regulatory and accounting changes and risk management from time to time. Training programmes and seminars attended by Directors during FY2024 included: SID Directors Conference 2023 - Navigating an Unscripted World: Conform, Perform, Transform; LED 1: LED Essentials; LED 2: Board Dynamics; LED 3: Board Performance; LED 4: Stakeholder Engagement; LED 5: Audit Committee Essentials; LED 6: Board Risk Committee Essentials and LED 9: Environmental, Social and Governance Essentials. All directors also attended a briefing on Cyber Security conducted by KPMG LLP. The NC has reviewed the training and professional development programmes attended by Directors and supported by the Company.

### Access to Information

In order to enable the Directors to make informed decisions in the discharge of their duties and responsibilities, Management furnishes the Board with reports of the Company's operations and performance, financial position and prospects for review at each Board meeting. To facilitate participation at meetings, reports/materials are provided in advance of meetings. In line with the Group's sustainability efforts, such reports/materials are uploaded to a secured system accessible by Directors. Directors are also updated regularly on key legislative and regulatory requirements so that appropriate systems and procedures and/or policies may be established and implemented to ensure compliance.

In addition, Management provides Directors with the Group's operations update and business activities on a regular basis, so as to enable the Board to make a balanced and informed assessment of the Group's performance, position and prospects. Further, separate meetings and discussions were also organised e.g. during FY2024, a business strategy meeting was arranged for Independent Directors to engage with Management in dynamic and in-depth strategic discussions on the Group's business and operations in its key markets of Singapore, China and Malaysia. During the year, Directors were also invited to visit the Group's projects.

### Separate and Independent Access

Directors have separate and independent access to Management and the Company Secretary, whose role includes, *inter alia*, ensuring that relevant procedures are followed as well as applicable rules and regulations are complied with. The incumbent Company Secretary, Ms Mary Goh, has more than two decades of corporate secretarial experience in professional consultancy firms and public listed companies. Ms Goh is a Fellow of the Chartered Secretaries Institute of Singapore. She holds a Master of Business Administration Degree from the University of South Australia and a Master of Laws in Commercial Law from the Singapore Management University.

The Company Secretary attends all the meetings of the Board and Board Committees and ensures that relevant procedures are followed and that applicable rules and regulations prescribed by, *inter alia*, the Companies Act 1967 and the Listing Manual of the SGX-ST are complied with. She also advises the Board on all governance matters, as well as assisting with the co-ordination of training and professional development for Board members.

Directors also have access to independent professional advice at the Company's expense, in consultation with the Group Chief Executive Officer of the Company.

## CORPORATE GOVERNANCE (CONTINUED)

### Principle 2

#### Board Composition and Guidance

##### Board Independence

The Board has a strong independent element with five out of nine Directors, constituting more than 50% of the Board, being independent.

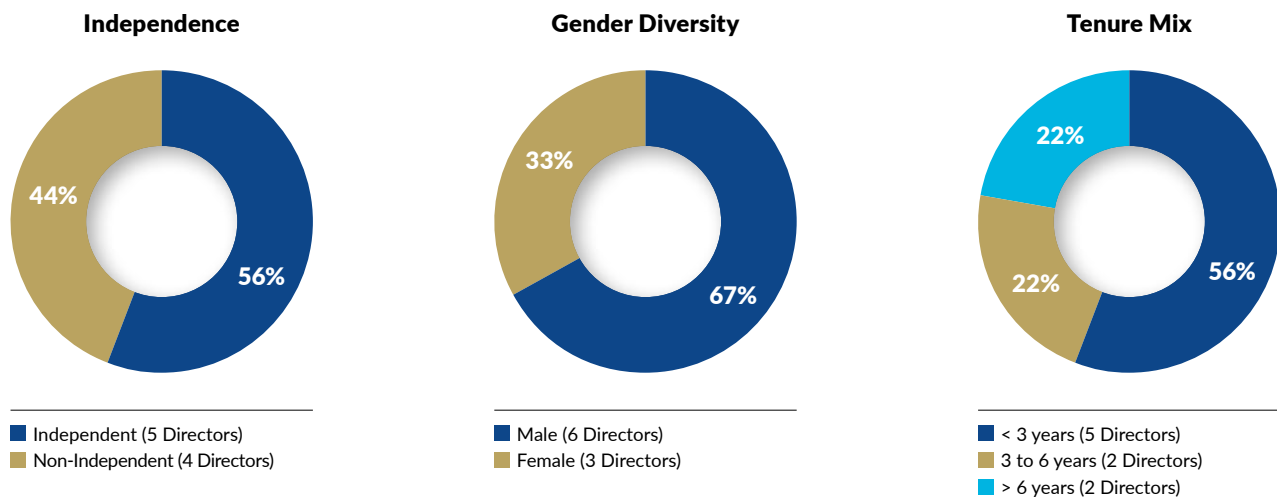
On an annual basis, the NC determines the independence of Directors taking into consideration the requirements as set out in Code 2018 and the Listing Manual of the SGX-ST, as well as whether there was any circumstance or relationship that might impact on a Director’s independence or perception of independence. For the year under review, all the Directors had made declarations on their respective status of independence which were submitted to the NC for evaluation. With regard to Ms Sharon Wee Hsu Oon who is a partner of Allen & Gledhill LLP (“A&G”), one of the several law firms which provides legal services to and receives fees from the Group, the NC had considered her to be independent taking into consideration that she is not involved in the selection and appointment of legal counsels for the Group; her interest in A&G being less than 5%; and the fees paid by the Group do not form a significant portion of A&G’s revenue. The NC is satisfied that Ms Wee is able to maintain her objectivity and independence in conduct, character and judgment in the discharge of her duties as a Director of the Company. The NC had determined that Mr Saw Kok Wei, Mr Wee Lieng Seng, Ms Madeleine Lee Suh Shin, Ms Sharon Wee Hsu Oon and Ms Christine Fellowes are independent. The Board has accepted and is satisfied with the assessment of Directors’ independence by the NC.

##### Board Size, Board Renewal and Board Diversity

The NC also reviewed the size and composition of the Board and Board Committees, taking into consideration the need for the Board to have the requisite balance and right mix of competencies and other aspects of diversity such as gender, core skills and age.

The Company has a Board Diversity Policy which sets out the framework for promoting diversity on the Board. The Board had tasked the NC to review and monitor the implementation of the Company’s Board Diversity Policy. Diversity at the Board level is an essential element for supporting the attainment of the Company’s strategic objectives and the Company’s sustainable and balanced development. While board diversity will be based on a range of diversity perspectives, the ultimate decision in the selection of candidates will take into consideration the merits of the selected candidates and contributions they could bring to the Board.

Details of the Board composition are as follows:





The Company's measurable objectives for the Board and its plans for achieving the targets and progress include:

Gender	
<b>Target</b>	Updated to at least 25% female representation on the Board, taking into account the skills, experience and other diversity requirements of the Board.
<b>Progress towards achieving target</b>	Target has been achieved. During FY2024, in the selection of new Independent Directors, gender diversity was taken into consideration and two female Independent Directors were added, which made up to the total of three female directors i.e. 33% female representation on the Board as at 30 June 2024.
Core Skill Sets	
<b>Target</b>	The Board to comprise Directors with diversified skills, experience, knowledge with core competencies which are identified as critical for the Board to carry out its oversight of the business affairs, and to exercise effective stewardship and corporate governance of the Company and the Group.
<b>Progress towards achieving target</b>	Target has been achieved. As at 30 June 2024, the Board comprised Directors with skills, experience, knowledge with core competencies in the areas of accounting, risk management, financial, banking, legal, business management, real estate and property development.

The Board has continued to maintain age diversity with Directors from different age groups.

Based on the NC's review, the Board considers its current size to be adequate to facilitate effective decision making for the current nature and scope of the Group's business operations. The Board also considers its composition with a balanced mix of skills and diversity to be appropriate for the existing needs and demands of the Group's businesses.

Non-Executive Directors are expected to be familiar with the Company's business and stay informed of its activities. They are also encouraged to constructively challenge Management and help develop proposals on strategy. During FY2024, Non-Executive Directors had met without the presence of Management.

### *Principle 3*

#### *Chairman and Chief Executive Officer*

##### Separate Role of Chairman and Group Chief Executive Officer ("GCEO")

The Board Chairman, Mr Quek Leng Chan is a Non-Independent Non-Executive Director. There is clear division of responsibilities in the respective roles and functions of the Chairman, Mr Quek and the GCEO, Mr Cheng Hsing Yao. There is no familial relationship between Mr Quek and Mr Cheng.

The Chairman leads the Board and ensures its smooth and effective functioning.

The GCEO is responsible for the vision and strategic direction of the Group, implementing the policies and decisions of the Board, initiating business ideas and corporate strategies to create competitive edge and enhancing shareholders' wealth, setting the benchmark and targets for operating companies, overseeing the day-to-day operations and tracking compliance and business progress. The GCEO also holds regular meetings with senior management and on a quarterly basis, updates the Board on progress made on corporate strategies and operational targets that were pre-set.

##### Lead Independent Director

The Company's Independent Directors are well experienced, able to function effectively and have regular and active interactions during Board and Board Committee meetings as well as discussions without the presence of Management which provided sufficient opportunity for free and open discussions among themselves. Further, the Directors and Management attend general meetings where constructive dialogue with the shareholders could be conducted and concerns of shareholders be addressed. The Company also responds promptly to queries of shareholders. As such, the Company is of the view that the appointment of a lead Independent Director to play an additional facilitative role within the Board or to facilitate communication between the Board and shareholders or other stakeholders of the Company is not necessary.

## CORPORATE GOVERNANCE (CONTINUED)

### Principle 4

#### Board Membership

##### Nominating Committee

The NC currently consists of the following three Directors, all of whom are non-executive with the majority, including its Chairman, being independent:

- Mr Wee Lieng Seng, Chairman (Independent Non-Executive Director);
- Mr Kwek Leng Hai, Member (Non-Independent Non-Executive Director); and
- Mr Saw Kok Wei, Member (Independent Non-Executive Director).

The terms of reference of the NC are set out in the Company Code and include, *inter alia*, the following:

- (a) reviewing the structure, size and composition of the Board and its Committees;
- (b) reviewing and recommending to the Board on all Board appointments and re-appointments (including alternate Directors, if applicable);
- (c) determining annually whether or not, a Director is independent;
- (d) evaluating the performance of the Board as a whole, the Board Committees, individual Directors and the Board Chairman;
- (e) reviewing training and professional development programmes for Directors;
- (f) reviewing Board succession plans for Directors, in particular, the Chairman and the GCEO;
- (g) reviewing and recommending, where appropriate, the number of listed board representations a Director may hold; and
- (h) monitoring and implementing the Company's Board Diversity Policy.

##### Selection of Directors

The Company has in place a process for the selection and appointment of new Director(s) to the Board which has been followed by the NC. Factors considered by the NC include the relevant core critical skills that the Company sought such as strategic planning, sustainability, business and management experience, industry knowledge e.g. real estate.

In the selection and appointment of new Director(s), candidate(s) may be put forward or sought through internal promotion, contacts and recommendations from Directors/substantial shareholders or external sources, when appropriate. Taking into account the Company's Board Diversity Policy, the NC will review the profile of the candidate(s) proposed for appointment, having regard to the range of diversity perspectives including but not limited to gender, age, competencies, skills, professional expertise, experiences, cultural and educational background and track records, and make recommendation to the Board on the appointment of new Director(s).

##### Re-election of Directors at AGM

As prescribed by the Company's Constitution and the Listing Rules of the SGX-ST, one-third of the Directors for the time being are required to retire from office and are individually subject to re-election by shareholders at the Company's AGM. Every Director is required to retire from his/her office and is subject to re-election at least once in every three years. The NC will review the contributions and performance of the Directors who are retiring at the AGM to determine their eligibility for re-nomination. The GCEO, as a Board member, is also subject to the one-third retirement by rotation rule.

Further, newly appointed Director will submit himself/herself for re-election at the ensuing AGM following his/her appointment.

### Directors' Multiple Board Representations and Time Commitments

The NC is tasked to determine if a Director is able to and has been adequately carrying out his/her duties as a Director of the Company. In assessing whether a Director is able to or has been adequately carrying out his/her duties, the NC would take into account the number of directorships and principal commitments of each Director. In this regard, the NC and the Board had established a general guidance that the maximum number of listed company board representation which a Director holds should not exceed five. For FY2024, the NC has determined that each Director is able to and has been adequately carrying out his/her duties as a Director of the Company. The Board has reviewed and is satisfied that the Directors' current directorships in listed company boards (which did not exceed five) and their other principal commitments did not affect their time commitment to the affairs of the Company.

### Directorship/Chairmanship of Directors

Key information of each member of the Board including date of first appointment as a Director, date of last re-election, academic and professional qualifications, background and experience, directorships or chairmanships in other listed companies and principal commitments, and other relevant information can be found in the "Board of Directors" section of this Annual Report.

#### *Principle 5*

#### *Board Performance*

### Evaluation of Board Chairman, individual Directors and Board Committees

On an annual basis, the NC assesses the effectiveness and performance of each individual Director, the Board Chairman, each Board Committee and the Board as a whole.

Each Director carried out a self-assessment on his/her performance based on evaluation criteria such as his/her contributions to the functions of the Board, participation and attendance at Board Meetings, his/her competencies, expertise and skills as well as knowledge of the business of the Group and the industry in which the Group operates in.

The Chairman has also carried out a self-assessment of his performance with particular emphasis on his role and responsibilities as a Chairman based on criteria drawn from the guidelines as set out in SID's NC Guide, including the conduct of meetings of the Board and shareholders, leadership, communication and interaction with Directors, shareholders and other stakeholders, possession of high level of ethics/values, etc.

Each Board Committee Chairman evaluated his respective Board Committees, taking into account the respective Board Committees' roles and responsibilities as well as the contributions of members to the functions of these Committees.

All Directors participated in the assessment process and submitted their respective completed and signed assessment forms to the Company Secretary for collation and presentation to the NC for evaluation.

### Evaluation of the Board as a whole

The NC had evaluated the collective Board performance, taking into account the self-assessment conducted by individual Directors and the Board Chairman as well as the performance of each Board Committee. In assessing the Board's performance as a whole, the NC had considered the Board's integrity, competency, responsibilities, governance and organisation as well as team dynamics. The NC also carried out an evaluation and review of the contributions of Directors at meetings of the Board and Board Committees and Directors' participation in the affairs of the Company, including a review of matters such as the independence of Directors, their individual skills, experience and time commitment, in particular for Directors who served on multiple boards, as well as the overall Board size and composition.

On the basis of the aforesaid evaluation, the NC is satisfied that for FY2024, the Board and its Committees had been effective in the conduct of their respective duties and the Directors have each contributed to the effectiveness of the Board and its Committees (as applicable). The results of the NC's assessment had been communicated to and accepted by the Board.

## CORPORATE GOVERNANCE (CONTINUED)

### (B) REMUNERATION MATTERS

#### Principle 6

##### Procedures For Developing Remuneration Policies

The RC currently comprises the following three Directors all of whom are non-executive, with the majority, including the Chairman, being independent:

- Mr Wee Lieng Seng, Chairman (Independent Non-Executive Director);
- Mr Quek Leng Chan, Member (Non-Independent Non-Executive Director); and
- Mr Saw Kok Wei, Member (Independent Non-Executive Director).

No member of the RC was involved in deciding his/her own remuneration.

The terms of reference of the RC are set out in the Company Code and its duties include, *inter alia*, reviewing and recommending to the Board a framework of remuneration for the Board and key management personnel; reviewing and recommending to the Board for the Board's endorsement, the specific remuneration packages for each Director as well as for the key management personnel; and the administration of the Company's Executive Share Scheme 2018 ("ESS").

The RC may seek remuneration consultants' advice on remuneration matters for Directors as it deems appropriate. For FY2024, the RC did not require the service of an external remuneration consultant.

As regards the Company's obligations arising in the event of termination of service contracts, the Company does not provide any termination, retirement or post-employment benefits to its Directors, the GCEO and key management personnel (who are not Directors of the Company or the GCEO).

#### Principle 7

##### Level and Mix of Remuneration

In its review and recommendation for the remuneration framework, the RC took into account the performance of the Group, the individual Directors and key management personnel, linking rewards to corporate and individual performance. The RC reviews and recommends annually specific remuneration packages for the GCEO and selected key management personnel, including the annual increment, short-term and long-term incentives, for approval by the Board.

The RC also took into account industry practices and norms in remuneration to ensure that the remuneration packages for Directors and key management personnel are competitive to attract, retain and motivate Directors and key management personnel to provide good stewardship and effective management for the Company. Such remuneration framework is being reviewed by the RC on an annual basis to ensure that they remain relevant.

The Company's remuneration structure for the GCEO and key management personnel comprises both fixed and variable components. Fixed component includes, *inter alia*, a basic salary whilst variable component includes performance-linked incentives which are described in more detail below.

The RC affirmed that the Company's performance-related remuneration structure takes into consideration the balance between profit and risk, and is aligned with the long-term interest and risk management policies of the Company. The structure is symmetrical with risk outcomes and sensitive to the risk time horizon with rewards commensurate with the business performance as well as achievement of the individuals.

To motivate staff, the Company established a remuneration framework comprising both short-term and long-term incentives that are linked to performance. Short-term incentives include performance-linked variable bonus. For the purpose of assessing the performance of the GCEO and key management personnel of the Group, specific Key Result Areas ("KRA") including both financial and non-financial measures are set for each financial year. An annual appraisal is conducted taking into consideration the achievements of the pre-set KRA for the GCEO and each key management personnel.

To promote long-term success of the Company, long-term incentive schemes such as ESS may also be incorporated in the remuneration framework of the GCEO and key management personnel. During FY2024, a share grant comprising an aggregate of 4,369,855 ordinary shares of the Company ("Shares") was granted to the GCEO and selected key management personnel, to be vested over 3 years in 3 tranches with the first tranche in 2024 and the last tranche in 2026.

Non-Executive Directors do not receive any salary. However, Independent Non-Executive Directors receive Director fees that are based on corporate and individual responsibilities and which are in line with industry norm.

Although, the Company does not have contractual provisions to reclaim incentive components of remuneration from Executive Director(s) and the key management personnel, the Company's ESS provides that upon the exercise of an option or vesting of shares under the grant of ESS, the shares received by the Executive Director(s) and the key management personnel may be subject to retention period or restriction of transfer as determined by the RC. Further, the RC may at its absolute discretion, determine such malus and/or clawback provisions to be applied to an option and/or a grant (as the case may be) upon the occurrence of the applicable malus and/or clawback event(s) under the performance-linked ESS.

### Principle 8 Disclosure on Remuneration

#### Directors and GCEO

The aggregate Director fees of S\$501,984 for FY2024 is set out below:

Name of Director	Director Fees S\$
Quek Leng Chan	-
Kwek Leng Hai	-
Saw Kok Wei	143,000
Wee Lieng Seng	138,000
Madeleine Lee Suh Shin	120,000
Quek Kon Sean	-
Sharon Wee Hsu Oon (Appointed on 1 September 2023)	66,448
Christine Fellowes (Appointed on 25 January 2024)	34,536

The remuneration of the GCEO (in percentage terms) for FY2024 is set out below:

GCEO	Fixed Salary <sup>(1)</sup> %	Variable Bonus <sup>(1)</sup> %	Share Grant <sup>(2)</sup> %	Other Benefits %	Total %
S\$2.5 million to S\$2.75 million					
Cheng Hsing Yao	48.1	22.1	28.8 <sup>(3)</sup>	1.0	100

<sup>(1)</sup> The fixed salary and variable bonus are inclusive of employer's central provident fund contributions.

<sup>(2)</sup> Pursuant to the ESS, a share grant comprising 1,284,245 Shares was granted to Mr Cheng Hsing Yao on 29 December 2023 to be vested over 3 years in 3 tranches. Please refer to further details disclosed under "Share Scheme(s)" in the Directors' Statement of this Annual Report.

<sup>(3)</sup> Based on open market value of shares on date of vesting.

Having considered the provisions in the Code 2018 on the disclosure of remuneration of Directors and the GCEO, the RC is of the view that it is appropriate to provide full disclosure of fees proposed to be paid to Directors for FY2024 which aggregate to S\$501,984 and will be tabled at the forthcoming AGM under Agenda Item No. 3 for shareholders' approval.

## CORPORATE GOVERNANCE (CONTINUED)

As regards the disclosure of remuneration of the GCEO who is also an Executive Director of the Company, for the financial year under review, the Company took into account the very sensitive nature of the matter as well as the impact such disclosure would have on the Group, and is of the view that the current disclosure on a named basis and in bands of S\$250,000 (including the provision of a breakdown in percentage terms) is sufficient.

### Top Key Management Personnel

In determining the remuneration packages of the Group's top key management personnel, factors that were taken into consideration included their individual responsibilities, skills, expertise and contributions to the Group's performance and whether the remuneration packages are competitive and sufficient to ensure that the Group is able to attract and retain executive talents.

On the disclosure of remuneration of the Group's top key management personnel, the Company is of the view that it would not be in its best interest to make such disclosure on a named basis in bands of S\$250,000 with breakdowns of each key management personnel's remuneration earned through base/fixed salary, variable bonuses, benefits in kind, etc. Accordingly, such details are not disclosed as the Company believes that in view of the competitive nature of the human resource environment and to support the Company's efforts in attracting and retaining executive talents, it should maintain confidentiality on employee remuneration matters.

The remuneration package of the top five key management personnel (who are not Directors of the Company or the GCEO), comprising mainly salaries and bonuses as well as share grant, aggregated to a total remuneration of S\$2,173,529 for FY2024. The number of key management personnel (who are not Directors of the Company or the GCEO) under each remuneration bands of S\$250,000 is set out below:

Remuneration in Bands of S\$250,000	No. of Key Management Personnel (who are not Directors or the GCEO)
S\$750,001 to S\$1,000,000	1
S\$500,001 to S\$750,000	1
S\$250,001 to S\$500,000	1
< S\$250,000	2

As regards the Company's ESS, the details are set out in the Directors' Statement and Note 26 to the Financial Statements.

During the financial year, there was no termination, retirement and post-employment benefits granted to Directors, the GCEO and the top five key management personnel (who are not Directors or the GCEO).

There are no employees who are substantial shareholders of the Company, or are the immediate family members of any of the Directors or the GCEO or a substantial shareholder of the Company, and whose remuneration exceeded S\$100,000 for FY2024.

## (C) ACCOUNTABILITY AND AUDIT

### *Principle 9*

#### *Risk Management and Internal Controls*

The Board recognises the importance of risk management and the need to establish a sound system of risk management and internal controls to safeguard the interests of the Company and its shareholders. The ARC has been tasked to assist the Board to oversee the governance of risks and monitors the Group's risks through an integrated approach of enterprise risk management, internal controls and assurance systems. As part of the Group's enterprise risk management, the key risks faced by the Group on an enterprise wide level as well as those faced by each key strategic business unit had been identified.

## Key Risks

Key risks faced by the Group include revenue risk, project implementation risk, interest rate risk, investment and divestment risk, etc. Financial risks are set out in Note 30 to the Financial Statements. A system of rating such potential risks has been established to identify tolerance level for the various classes of risks and determine the likelihood of the occurrences of such risks. The requisite internal controls and strategy to mitigate potential risks such as risks relating to information technology, disruption and cyber security risks, are also recorded and tracked in the Group Risk Register. A Business Continuity Plan which outlines the potential disaster scenarios that may have material adverse impact to the business operations as well as the mitigating recovery process supported by IT disaster recovery plan, had been drawn up as part of the enterprise risk management of the Group.

To ensure the adequacy and effectiveness of the Group's risk management and internal control systems, including financial, operational, compliance and information technology controls, the ARC reviews the Group Risk Register on a quarterly basis. The risks profiles are updated on a half-yearly basis. As regards the risk ratings, timely updates will be made in response to potential significant risk events influencing the relevant risk ratings and these updates will be presented at the quarterly ARC meetings. The internal auditors ("IA") and risk manager will validate the internal controls and mitigation measures for each of the key risks while the external auditors will highlight any material internal control weaknesses that had come to their attention in the course of their audit. The findings of the IA and external auditors as well as the risk manager will be brought up to the ARC which will in turn report to the Board on any issues or matters arising from the Group Risk Register. The ARC will also highlight to the Board on any updates to the key risks report.

A robust process had been put in place whereby each business unit provided financial status declaration to the GCEO and the Group Chief Financial Officer ("GCFO"). Such declaration would confirm, *inter alia*, that the consolidated accounts of the business units were correct and had been prepared in accordance with the Group's accounting policies. This process together with the findings and assurance from the IA with regard to the adequacy and effectiveness of the Group's internal controls to address financial, operational, compliance and information technology controls and risk management systems, had facilitated the GCEO and the GCFO to provide assurance to the Board.

The Board has received assurance from the GCEO and the GCFO that the financial records of the Group have been properly maintained and the financial statements give a true and fair view of the Group's operations and finances. The Board has also received assurance from the GCEO and key management personnel regarding the adequacy and effectiveness of the Group's risk management and internal control systems.

Having regard to the reviews carried out by the ARC, findings raised by the IA and external auditors and assurance from the Management and IA, the Board, with the concurrence of the ARC, is of the opinion that the Group's internal controls addressing financial, operational, compliance and information technology controls and risk management systems, were adequate and effective as at 30 June 2024. During FY2024, there were no material weaknesses being identified in the Group's internal controls or risk management systems.

### **Principle 10** **Audit and Risk Committee**

The ARC currently comprises the following Directors, all of whom are independent and non-executive:

- Mr Saw Kok Wei, Chairman (Independent Non-Executive Director);
- Mr Wee Lieng Seng, Member (Independent Non-Executive Director); and
- Ms Madeleine Lee Suh Shin, Member (Independent Non-Executive Director).

## CORPORATE GOVERNANCE (CONTINUED)

A majority of the ARC members have recent and relevant accounting or related financial management expertise or experience. The Chairman of the ARC has extensive global experience across a number of industries in the United Kingdom, Singapore, Indonesia and China. None of the ARC members were previous partners or directors of the Company's external auditors, KPMG LLP, within the last 24 months or hold any financial interest in KPMG LLP. The profile of the ARC Chairman and its members are presented under the "Board of Directors" section of this Annual Report. The Board is satisfied that such members are appropriately qualified to discharge their responsibilities.

The terms of reference of the ARC are set out in the Company Code which provides that the ARC has explicit authority to investigate any matter within its terms of reference; full access to and cooperation by Management; full discretion to invite any Director or executive officer to attend its meetings; and reasonable resources to enable it to discharge its functions properly.

In accordance with the written terms of reference of the ARC, it had undertaken and performed, *inter alia*, the following functions during the financial year:

- reviewed the Company's draft announcements on financial results prior to the submission to the Board. The ARC also reported and highlighted to the Board on significant issues and judgements that the ARC had considered in relation to the financial statements, and how these issues were addressed;
- assisted the Board to oversee the Company's risk management framework and policies;
- reviewed the adequacy and effectiveness of the Company's internal controls (including financial, operational, compliance and information technology controls, and risk management systems);
- reviewed the assurance from the GCEO and the GCFO on the financial records and financial statements;
- reviewed the Company's Whistle-Blowing Policy to ensure that arrangements are in place for the independent investigation of possible improprieties in matters of financial reporting or other matters to be safely raised; and that appropriate follow up action has been taken as well as highlighting to the Board on any significant matters raised through the whistle-blowing channel;
- reviewed interested person transactions where they exceeded the relevant threshold levels or as required by the Listing Manual of the SGX-ST;
- reviewed the adequacy, effectiveness, independence, scope, and results of the external audit and the Company's internal audit function;
- met with the Company's external auditors and IA, without the presence of Management;
- reviewed the independence of the Company's external auditors and IA. The aggregate amount of fees paid to the external auditors, and a breakdown of the fees paid in total for audit and non-audit services are disclosed in Note 23 to the Financial Statements; the ARC is satisfied with the independence and objectivity of the external auditors and IA;
- made recommendation to the Board on the re-appointment of the external auditors. In this regard, the ARC had assessed the independence and objectivity of the external auditors taking into consideration the requirements under the Accountants Act 2004 of Singapore, the fees paid for audit and non-audit services and the cooperation extended by Management to allow an effective audit. The ARC had also assessed the quality of work carried out by the external auditors based on ACRA's Audit Quality Indicators Disclosure Framework;
- reviewed the Company's Sustainability Report for submission to the Board for approval as well as the assurance provided by the internal audit function in relation to the internal review of the Company's sustainability reporting processes.

The Company has complied with Rules 712, 715 and 716 of the Listing Manual issued by SGX-ST in relation to the appointment of its external auditors.



In its review of the financial statements of the Group and the Company for FY2024, the ARC has discussed with both the Management and the external auditors, the accounting principles that were applied and their judgement of items that might affect the integrity of the financial statements. The ARC reviewed, amongst other matters, the following key audit matters as reported by the external auditors for FY2024. Detailed information on the key audit matters is set out in the Independent Auditors' Report.

Key audit matters	How these issues were addressed by the ARC
Valuation of development properties	<p>The ARC reviewed the approach taken by Management in determining whether any foreseeable losses should be recognised in the development properties, in particular, Management's assessment of the selling prices of development properties in the prevailing market conditions and the pace of sale of development properties.</p> <p>The ARC considered the findings from the external auditors on their assessment of the estimation of net realisable value and allowances for foreseeable losses to form a view on the appropriateness of the level of allowance set aside by Management.</p> <p>The ARC was satisfied with the estimation of net realisable value for development projects as adopted and the carrying amount of development properties disclosed in the financial statements.</p>
Valuation of investment properties	<p>The ARC reviewed the outcomes of the annual valuation process and discussed the details of the valuation with Management, focusing on properties which registered higher fair value gains/losses during the period under review.</p> <p>The ARC considered the findings of the external auditors, including their assessment of the appropriateness of valuation methodologies, the underlying key assumptions applied in the valuation of investment properties, the estimation and uncertainty during the current climate.</p> <p>The ARC was satisfied with the valuation process, the methodologies used and the valuation for investment properties as adopted and disclosed in the financial statements.</p>

### Conflict of Interest

Directors who are in any way, directly or indirectly, interested in a transaction or proposed transaction, are required to declare the nature of their interests in accordance with the Company's Constitution and provisions of the Companies Act 1967. In the event that a Director faces a conflict of interest, he/she will recuse from participation in any discussion and/or decision on the matter.

### Interested Person Transactions ("IPT")

The Company has in place an internal policy that requires the ARC to note and review IPT, as recorded in the Company's Register of IPT. Directors are required to disclose their interest and any conflict of interest in such transactions, and will accordingly abstain from the deliberation and voting in resolutions relating to these transactions. For each material or significant IPT, key information pertaining to the IPT together with the identification of relationship of each party is provided to the ARC for review and evaluation. The ARC will review the IPT to ensure that the terms are fair and at arms' length, and not prejudicial to the interest of the Company and its minority shareholders. In the event that the relevant threshold as stipulated in the Listing Rules of the SGX-ST is met, the IPT including the interested person(s) and its or their relationship with the Company, will be announced via SGXNET or put to vote by disinterested shareholders at the Company's general meeting, as the case may be. The type, nature and value of significant related party transactions during the financial year under review are listed in Note 28 to the Financial Statements. Save as disclosed, no material contract involving the interests of the GCEO, each Director or controlling shareholder of the Company, has been entered into by the Company or any of its subsidiaries during the financial year, and no such material contract was subsisting as at the end of the financial year.

## CORPORATE GOVERNANCE (CONTINUED)

### Internal Audit

The Company has its own in-house qualified internal audit team comprising the Head, Internal Audit, Mr Jason Ho, and his team of qualified personnel. The Head, Internal Audit's primary line of reporting is to the Chairman of the ARC, although he reports administratively to the GCEO. The IA assists the ARC to review and assess the adequacy and effectiveness of the Group's internal controls based on the COSO Internal Control Integrated Framework to ensure no material weaknesses in respect of financial, operational, compliance and information technology.

The IA also audits the operations of the Group to ensure regulatory compliances and adherence to Group policies and procedures. The scope of the IA's reviews is set out in the IA's annual work plan which is approved by the ARC. The IA also undertook an internal review on the sustainability reporting processes as required by the Listing Rules of the SGX-ST. During FY2024, the IA had carried out its function according to the Standards for the Professional Practice of Internal Auditing set by The Institute of Internal Auditors (IIA).

The ARC reviews the adequacy, effectiveness and independence of the internal audit function to ensure that the internal audits are conducted effectively and the Management provides the necessary cooperation to enable the IA to perform its function. The ARC also reviews the IA reports and remedial actions taken by Management to address any internal control weaknesses that had been identified. During FY2024, the ARC reported to the Board that they were satisfied with the IA function which had been effective and adequately resourced as well as independent of the activities that it audits.

### Whistle-Blowing Policy

The Company is committed to conduct business with integrity and high standards of corporate governance and conduct as well as compliance with applicable laws and regulatory requirements. In line with this commitment, the Whistle-Blowing Policy is adopted to provide proper avenues or channels for employees and any other persons to raise or report any concerns/issues about serious wrong doings, misconduct, malpractices or improprieties in matters relating to the Group.

The Whistle-Blowing Policy sets out procedures and rules for employees and external parties to raise responsibly, in confidence, concerns about possible improprieties in the Group, without fear of undue reprisals. Whistle-blowers may raise potential issues through a dedicated secured email address or contact the ARC Chairman directly.

The ARC oversees the Whistle-Blowing Policy to ensure that arrangements are in place for independent investigation, by the Company's whistle-blowing function, on matters raised and for appropriate follow up action to be taken. The identity of the whistle-blower and person(s) being reported on are kept confidential. The Whistle-Blowing Policy also allows for concerns or irregularities expressed anonymously to be considered, taking into account the seriousness and credibility of the issues raised. The Company's Whistle-Blowing Policy is published on its website.

## **(D) SHAREHOLDER RIGHTS AND ENGAGEMENT**

### *Principle 11*

#### *Shareholder Rights and Conduct of General Meetings*

The Company believes in treating all shareholders fairly and equitably by recognising, protecting and facilitating the exercise of shareholders' rights, and continually reviews and updates such governance arrangements. The Company currently has one class of shares in issue being ordinary shares which carry one vote for one share held.

The Company also believes in providing its shareholders with a balanced and understandable assessment of the Company's financial performance, position, and prospects. Such information is furnished through the Company's announcements of its financial results and media releases (where appropriate) to the SGX-ST.

The Company's general meetings are the principal forum for dialogues with its shareholders where the Board and Management address shareholders' concerns, if any, as well as solicit views or inputs of shareholders. Shareholders may access the notices of general meetings which set out the resolutions to be tabled to shareholders for approval together with the proxy forms as well as the annual reports and circulars/addendums/letters to shareholders on the Company's website and the SGX-ST website.

Separate resolutions are proposed for approval at general meetings on each substantially separate issue, for example, resolutions relating to payment of Director fees, the authorisation for issue of additional shares, re-appointment of the auditors and re-election of each Director, are separately proposed for shareholders' approval. The rationale, information and explanation relating to each resolution are set out in the Notice of AGM. The profiles of each Director proposed for re-election as stated in the Notice of AGM were cross-referenced to the respective "Board of Directors" and "Additional Information on Directors Seeking Re-election at the Annual General Meeting" page in the Company's Annual Report. Due to security concerns, the Company will not be implementing absentia voting methods such as by mail, e-mail or facsimile.

To promote effective shareholders' participation and enhance transparency of the voting process at general meetings, the Company had been conducting electronic poll voting for all the resolutions proposed at its general meetings. The electronic voting procedures were presented to shareholders before the commencement of the AGM. Independent scrutineer was engaged to validate or verify the votes cast on each resolution. The results of the votes cast on the resolutions were announced during the AGM as well as via SGXNET after the AGM.

The minutes of the Company's general meetings are released via SGXNET and published on the Company's website as soon as practicable. The minutes record substantial and relevant comments or queries from shareholders relating to the agenda of such general meetings, and the responses to these comments or queries from the Board and Management.

### 2023 AGM and 2024 AGM

The Company held its 47<sup>th</sup> AGM ("2023 AGM") physically. Shareholders were provided with 28 days' notice of the 2023 AGM; and were also able to submit questions in advance of the AGM. All Directors, including the Chairman of the Board, the GCEO and the respective Chairmen of the ARC, NC and RC, senior management as well as the Company's external auditors, share registrar and independent scrutineer had attended the 2023 AGM. At the 2023 AGM, shareholders were given the opportunity to participate by raising questions and communicating their views. The results of the votes casted on the resolutions as well as the name of the independent scrutineer were announced via SGXNET after the 2023 AGM. The minutes of the 2023 AGM and responses from the Board and Management were uploaded on SGXNET and the Company's website.

The Company's forthcoming 48<sup>th</sup> AGM ("2024 AGM") will continue to be held physically. The arrangements relating to attendance and voting at the 2024 AGM, appointment of proxies, submission of questions in advance of the AGM, addressing of substantial and relevant questions in advance of and at the 2024 AGM as well as the access to documents, are set out in the Company's Notice of AGM.

### Dividend

The Company has a Dividend Policy which aims to create long-term value for its shareholders through maintaining a balance between dividend distribution, preserving adequate liquidity and reserve to meet its working capital requirements, and capturing future growth opportunities. The Dividend Policy provides for the Board to propose or declare the payment of dividend(s) after taking into account the current financial performance of the Company, the future financial requirements of the Company and any other factors as the Board may deem relevant. The Board will be proposing at the 2024 AGM, the declaration of a first and final one-tier tax exempt dividend of 6 cents per ordinary share in respect of FY2024. The proposed dividend, when approved by shareholders at the AGM, will be paid on 19 November 2024.

## CORPORATE GOVERNANCE (CONTINUED)

### Principle 12

#### Engagement with Shareholders

In compliance with the continuous disclosure obligations provided in the Listing Rules of the SGX-ST, the Company ensures timely and adequate disclosure of information on matters that may have material impact to the Group.

#### Corporate Website

To enhance communication with all stakeholders on an on-going basis, the Company has a corporate website <https://www.guocoland.com> which is indicated in the Annual Report and a web-link is provided on the SGX-ST website. Information available on the Company's website includes, *inter alia*, corporate structure and profile, development projects of the Group, financial results, Annual Reports, Sustainability Reports and other publications etc.

To facilitate access to pertinent information, a dedicated "Investors & Media" section on the Company's website serves as a repository of information for shareholders and the investment community. These include financial information, media releases, announcements, media articles, Annual Reports, Sustainability Reports, AGM related materials and Corporate Communications & Investor Relations contact.

#### Investor Relations

The Company has a Corporate Communications & Investor Relations department which facilitates communication with shareholders and the investment community. In line with the Company's communications guidelines and policies, the Company regularly conveys to shareholders and the investment community, information on its financial performance, corporate developments and business prospects via the half-yearly financial results announcements, Annual Reports, Sustainability Reports, media releases and other additional announcements uploaded onto SGXNET and the Company's website. Relevant announcements and press releases are also disseminated to analysts and the media.

A Corporate Communications & Investor Relations contact ([contact@guocoland.com](mailto:contact@guocoland.com)) is published on the Company's website. During FY2024, the Company's Corporate Communications & Investor Relations team attended to calls/email enquiries on the Group.

#### Release of Financial Results

The Company reports its financial results on a half-yearly basis and will continue to comply with the continuing disclosure obligations under the Listing Manual of the SGX-ST to keep stakeholders informed of material developments relating to the Company and the Group. The Company had released its financial results through announcements, media releases and presentation, to the SGX-ST. The Company's financial results are readily available on its website.

In addition, media releases on the Company's half-year and full-year financial results were disseminated to the media, and were accordingly uploaded on the Company's website as well as posted on SGXNET to ensure equality of information for all stakeholders. To solicit and understand the views of shareholders, senior management personnel together with the Corporate Communications & Investor Relations team carried out meetings with investors and analysts, where appropriate. As the Company embraces openness and transparency in the conduct of its affairs, it also ensures safeguarding of its commercial interest.

#### Release of Annual Report

In line with the Company's sustainability efforts towards conservation, the Company continues to make available its Annual Report and Letter to Shareholders ("AGM Document") on SGXNET and its corporate website. Shareholders may, if they prefer, request for a printed copy of the AGM Document. The Notice of AGM, Proxy Form and Request Form are also available on the Company's website.

## (E) MANAGING STAKEHOLDERS RELATIONSHIPS

### Principle 13

#### Engagement with Stakeholders

The Company's key stakeholders namely, its employees, investors, customers (tenants/shoppers/home buyers), regulators/government, and suppliers are listed in the Company's Sustainability Report ("SR"). The SR describes, *inter alia*, the Company's sustainability governance and practices in the Group's business operations and management of stakeholders' relationships. The Environmental, Social and Governance ("ESG") factors that are material to the Company and its stakeholders have been identified and are described in the Company's SR. The Company's SR for FY2024 and previous editions are available on the Company's corporate website: <https://www.guocoland.com>.

#### Sustainability and Sustainability Reporting, including Climate Reporting

The Company's SR is reviewed internally by the IA and the ARC. The ARC works with the Company's Sustainability Committee, which is led by its Executive Director, to manage sustainability matters and to oversee how material ESG factors, risks and opportunities are identified and managed within the Group.

The ESG factors are identified through a process whereby internal stakeholders are interviewed on what material topics could have significant impact on the Group and/or substantively influence the assessments and decisions of the Group's key stakeholders. The selection process of ESG factors is guided by the material principles of the Global Reporting Initiative (GRI) standards. The ESG topics that are material to the Group include climate change through its emissions and energy, water and waste consumption, risk management and compliance, talent attraction and retention, occupational health and safety, human rights and labour conditions, anti-corruption and anti-bribery, data protection and privacy, innovation, customer and quality, and local communities.

The Group has identified and uses a sustainability reporting framework comprising 4 pillars, namely, (1) Towards a Greener Future; (2) Empowering Our People; (3) Conducting Business with Honour; and (4) Caring for Our Community. The reason for choosing such framework is to provide a roadmap for employees to work towards the mission of "Guoco Sustainability Value Creation". More details can be found under "Sustainability at GuocoLand" in this Annual Report as well as in the Company's SR.

Further, the Group's efforts to address customers' health and safety, supplier/contractor selection practice and its interaction with the communities can be found in the Company's SR.

The Company's SR for FY2024 and previous editions are available on the Company's corporate website: <https://www.guocoland.com>.

In addition, the Company has an Environmental, Health and Safety Policy for all stakeholders in the conduct of its business including contractors, consultants, suppliers, employees and customers, a copy of which has been published in the Company's intranet which is accessible by all employees.

## CORPORATE GOVERNANCE (CONTINUED)

### (F) DEALINGS IN SECURITIES

The Company Code provides guidelines to its officers in relation to dealings in securities. These guidelines set out, *inter alia*, that officers who are Directors of the Company or its subsidiaries must give notice in writing to the Company of the particulars of any dealings in the securities of the Company within 2 business days of such dealing or of any change in such particulars of which notice had already been given.

The guidelines also provide that officers of the Group should refrain from dealing in any securities of the Company at any time when in possession of unpublished price-sensitive information in relation to those securities, and during the Company's close period which is the relevant period of time as stipulated in the Listing Manual of the SGX-ST preceding the announcement of the Company's results up to and including the date of announcement of the relevant results. Officers are also reminded to refrain from dealing in the Company's securities on short-term considerations. These guidelines are disseminated to all Directors, officers and key management personnel of the Group periodically to serve as reminder.

### (G) CONDUCT & DISCIPLINE

#### Code of Conduct & Ethics

The Company has a Code of Conduct & Ethics which is available in the Company's intranet for employees' easy access. The Company's Code of Conduct & Ethics provides guidance to employees' conduct in areas such as integrity in conducting business, prohibition on disclosure of confidential information relating to the Group, avoidance of conflict of interest, etc. The relevant information is presented to all new employees during the induction programme and the Company notifies employees of updates (if any).

The Board emphasises the importance of professionalism and integrity when conducting business. Employees are required to embrace and practice these values in the course of performing their duties at work, and to act in the best interest of the Group at all times.

#### Anti-Corruption Policy

The Company has an Anti-Corruption Policy to ensure its business dealings are conducted with integrity. Employees are strictly prohibited to offer or accept any gratifications to/from any business partners. The said policy is also available in the Company's intranet.

Employees are required to make an annual declaration to confirm that they have read, understood and abided by the Company's Code of Conduct & Ethics as well as the Anti-Corruption Policy.

# FINANCIAL SECTION

## CONTENTS

62	Directors' Statement
69	Independent Auditors' Report
74	Statements of Financial Position
75	Consolidated Statement of Profit or Loss
76	Consolidated Statement of Comprehensive Income
77	Consolidated Statement of Changes in Equity
79	Consolidated Statement of Cash Flows
81	Notes to the Financial Statements

## DIRECTORS' STATEMENT

For the year ended 30 June 2024

The Directors are pleased to present their statement to the members of GuocoLand Limited (the "Company") together with the audited financial statements of the Company and its subsidiaries (the "Group") for the financial year ended 30 June 2024.

In the opinion of the Directors:

- (a) the financial statements set out on pages 74 to 157 are drawn up so as to give a true and fair view of the financial position of the Group and of the Company as at 30 June 2024 and the financial performance and cash flows of the Group and changes in equity of the Company for the year ended on that date, in accordance with the provisions of the Singapore Companies Act 1967 (the "Act") and Singapore Financial Reporting Standards (International); and
- (b) at the date of this statement, there are reasonable grounds to believe that the Company will be able to pay its debts as and when they fall due.

The Board of Directors has, on the date of this statement, authorised these financial statements for issue.

### DIRECTORS

The Directors in office at the date of this statement are as follows:

Quek Leng Chan, *Chairman*

Cheng Hsing Yao

Kwek Leng Hai

Saw Kok Wei

Wee Lieng Seng

Madeleine Lee Suh Shin

Quek Kon Sean

Sharon Wee Hsu Oon (Appointed on 1 September 2023)

Christine Fellowes (Appointed on 25 January 2024)



## DIRECTORS' INTERESTS

According to the registers kept by the Company for the purposes of Section 164 of the Act, particulars of interests of Directors who held office at the end of the financial year (including those held by their spouses and children below 18 years of age) in shares, debentures, warrants and share options/grants in the Company and in related corporations (other than wholly-owned subsidiaries) are as follows:

	Holdings in which Directors have a direct interest		Holdings in which Directors are deemed to have an interest	
	As at 1 July 2023	As at 30 June 2024	As at 1 July 2023	As at 30 June 2024
<b>Company</b>				
			Ordinary Shares	
Quek Leng Chan	-	-	850,229,371	850,285,371
Kwek Leng Hai	35,290,914	35,290,914	-	-
Cheng Hsing Yao	81,196*	590,474*	-	-
Quek Kon Sean	182,000	258,667#	-	-
			Share Grant pursuant to the GuocoLand Limited Executive Share Scheme 2018 ("ESS 2018")	
Cheng Hsing Yao	162,393*	937,360*	-	-
			Share Grant pursuant to the Executive Share Scheme 2023 of HL Management Co Sdn Bhd ("HLMC ESS 2023")	
Quek Kon Sean	-	153,333#	-	-
<b>Intermediate Holding Company</b>				
<b>Guoco Group Limited</b>				
			Ordinary Shares	
Quek Leng Chan	-	-	242,008,117	242,008,117
Kwek Leng Hai	3,800,775	3,800,775	-	-
<b>Ultimate Holding Company</b>				
<b>GuoLine Capital Assets Limited</b>				
			Ordinary Shares	
Quek Leng Chan	15,754,200	15,754,200	-	-
Kwek Leng Hai	841,000	841,000	-	-
Quek Kon Sean	328,710	328,710	-	-
<b>Subsidiary</b>				
<b>GuocoLand (Malaysia) Berhad</b>				
			Ordinary Shares	
Quek Leng Chan	19,506,780	19,506,780	478,766,996	478,766,996
Kwek Leng Hai	226,800	226,800	-	-

\* Pursuant to the ESS 2018, share grants comprising 243,589 and 1,284,245 ordinary shares of the Company ("Shares") were granted to Mr Cheng Hsing Yao on 20 January 2023 ("Jan 2023 Share Grant") and 29 December 2023 ("Dec 2023 Share Grant") respectively, to be vested over 3 years in 3 tranches. The first tranche of Jan 2023 Share Grant comprising 81,196 Shares was vested and transferred on 1 February 2023. The second tranche of Jan 2023 Share Grant and the first tranche of Dec 2023 Share Grant comprising an aggregate of 509,278 Shares were further vested and such Shares were transferred on 31 January 2024. The last tranche of Jan 2023 Share Grant comprising 81,197 will be vested by 2025 and the remaining 2 tranches of Dec 2023 Share Grant comprising an aggregate of 856,163 Shares will be vested by 2026. Please refer to further details disclosed under "Share Scheme(s)" of this statement.

# Pursuant to the HLMC ESS 2023, a share grant comprising 230,000 Shares was granted to Mr Quek Kon Sean on 3 April 2024, to be vested over 3 tranches with the first tranche in 2024 and the last tranche in 2026. The first tranche of the said share grant comprising 76,667 Shares was vested and transferred on 15 April 2024. The remaining 2 tranches of the share grant comprising an aggregate of 153,333 Shares will be vested by 2026.

## DIRECTORS' STATEMENT

For the year ended 30 June 2024

### DIRECTORS' INTERESTS (CONT'D)

	Holdings in which Directors have a direct interest		Holdings in which Directors are deemed to have an interest	
	As at 1 July 2023	As at 30 June 2024	As at 1 July 2023	As at 30 June 2024
<b>Interests of Quek Leng Chan in related corporations</b>			Ordinary Shares	
Lam Soon (Hong Kong) Limited	-	-	140,008,659	140,008,659
The Rank Group Plc	-	-	269,472,313	282,672,313
Guoman Hotel & Resort Holdings Sdn Bhd	-	-	100,000	100,000
GLM Emerald Industrial Park (Jasin) Sdn Bhd	-	-	34,408,000	34,408,000
TPC Commercial Pte. Ltd.	-	-	389,600,000	389,600,000
TPC Hotel Pte. Ltd.	-	-	70,400,000	70,400,000
Wallich Residence Pte. Ltd.	-	-	24,000,000	24,000,000
GLL Chongqing 18 Steps Pte. Ltd.	-	-	334,950,201	334,950,201
Guoco Midtown Pte. Ltd.	-	-	797,000,000	817,000,000
Midtown Bay Pte. Ltd.	-	-	32,000,000	32,000,000
Midtown Modern Pte. Ltd.	-	-	69,180,000	69,180,000
Guoco Midtown II Pte. Ltd.	-	-	3,000,000	3,000,000
Lentor Mansion Pte. Ltd. (formerly known as Lentor Gardens Pte. Ltd.)	-	-	27,000,000	27,000,000
Shanghai Xinhaojia Property Development Co., Ltd	-	-	1,000,000 <sup>(2)</sup>	1,000,000 <sup>(2)</sup>
Springleaf Parcel B Pte. Ltd. <sup>(1)</sup>	-	-	-	45,000,000
<b>Interests of Kwek Leng Hai in related corporations</b>				
Lam Soon (Hong Kong) Limited	2,300,000	2,300,000	-	-
The Rank Group Plc	1,026,209	1,026,209	-	-

#### Note

<sup>(1)</sup> Incorporated during the financial year.

<sup>(2)</sup> Capital contribution in RMB.

By virtue of Section 7 of the Act, Mr Quek Leng Chan is deemed to have an interest in all of GuoLine Capital Assets Limited's direct and indirect interests in its subsidiaries and associates, at the beginning and at the end of the financial year.

Except as disclosed in this statement, no Director who held office at the end of the financial year had interests in shares, debentures, warrants or share options/grants of the Company, or of related corporations, either at the beginning of the financial year, or date of appointment if later, or at the end of the financial year.

Except as disclosed, there were no changes in any of the above mentioned Directors' interests in the Company between the end of the financial year and 21 July 2024.

Except as disclosed under "Share Scheme(s)" of this statement, neither at the end of, nor at any time during the financial year, was the Company a party to any arrangement whose objects are, or one of whose objects is, to enable the Directors of the Company to acquire benefits by means of the acquisition of shares in or debentures of the Company or any other body corporate.

Transactions entered into by the Company and/or its related corporations with connected or related parties in which certain of the Directors are deemed to have an interest comprised deposits, lease of properties and payments for professional, financial and management services. All such transactions were carried out in the normal course of business of the Group and on commercial terms.

Except as disclosed in this statement and in the Notes to the Financial Statements, since the end of the last financial year, no Director has received or become entitled to receive a benefit by reason of a contract made by the Company or a related corporation with the Director, or with a firm of which he is a member or with a company in which he has a substantial financial interest.

## SHARE SCHEME(S)

### The GuocoLand Limited Executive Share Scheme

- (a) The GuocoLand Limited Executive Share Scheme was approved by shareholders of the Company on 25 October 2018 and further approved by shareholders of Guoco Group Limited (an intermediate holding company of the Company) on 12 December 2018 (“ESS 2018”). The ESS 2018 shall continue to be in force for a maximum period of 10 years from 12 December 2018 to 11 December 2028.
- (b) The ESS 2018 is administered by the Company’s Remuneration Committee comprising Mr Wee Lieng Seng (Chairman), Mr Quek Leng Chan and Mr Saw Kok Wei who are non-participants.
- (c) Under the ESS 2018, newly issued and/or existing issued ordinary shares of the Company (“Shares”) may be offered to selected key executives of the Group (“Eligible Executives”) via the executive share option scheme or the executive share grant scheme, or a combination of both.
- (d) Since the commencement of the ESS 2018, no grant of options has been made by the Company. Accordingly, there were no new Shares issued by virtue of the exercise of options and there were no unissued Shares under options granted by the Company or its subsidiaries as at the end of the financial year.
- (e) Two share grants which comprised a total of 4,613,444 Shares were offered to Eligible Executives since the commencement of the ESS 2018. The details of the share grants are as follows:
- (i) on 20 January 2023, a share grant which comprised a total of 243,589 Shares was granted to Mr Cheng Hsing Yao to be vested over 3 years in 3 tranches with the first tranche in 2023 and the last tranche in 2025 (“Jan 2023 Share Grant”); and
- (ii) on 29 December 2023, a share grant which comprised a total of 4,369,855 Shares was granted to Mr Cheng Hsing Yao and other Eligible Executives to be vested over 3 years in 3 tranches with the first tranche in 2024 and the last tranche in 2026 (“Dec 2023 Share Grant”).

Eligible Executive	Share grants made during the financial year	Number of Shares comprised in share grants made since the commencement of the ESS 2018 to end of financial year	Number of Shares vested under share grants since the commencement of the ESS 2018 to end of financial year	Number of Shares comprised in share grants which have not been vested as at the end of financial year
Jan 2023 Share Grant <sup>(1)</sup>				
Cheng Hsing Yao	-	243,589	162,392	81,197
Dec 2023 Share Grant <sup>(2)</sup>				
Cheng Hsing Yao	1,284,245	1,284,245	428,082	856,163
Other Executives	3,085,610	3,085,610	1,028,534	2,057,076
<b>Total</b>	<b>4,369,855</b>	<b>4,613,444</b>	<b>1,619,008</b>	<b>2,994,436</b>

<sup>(1)</sup> The first and second tranches of Jan 2023 Share Grant, each comprising 81,196 Shares, were vested and transferred to Mr Cheng on 1 February 2023 and 31 January 2024 respectively. The last tranche of Jan 2023 Share Grant comprising 81,197 Shares will be vested to him by 2025.

<sup>(2)</sup> The first tranche of Dec 2023 Share Grant comprising 428,082 Shares and 1,028,534 Shares were vested to Mr Cheng and other Eligible Executives respectively, and such Shares were transferred to them on 31 January 2024. The remaining 2 tranches of the Dec 2023 Share Grant comprising an aggregate of 856,163 Shares and 2,057,076 Shares will be vested to Mr Cheng and other Eligible Executives respectively by 2026.

## DIRECTORS' STATEMENT

For the year ended 30 June 2024

### SHARE SCHEME(S) (CONT'D)

(f) Other information regarding the ESS 2018 is as follows:

(i) Eligibility

Eligible Executives must be at least 18 years of age on the date when an offer is made and has been confirmed in service. Non-Executive Directors, the Company's controlling shareholders or their associates, directors and employees of the Company's controlling shareholders, directors and employees of associated companies of the Company and directors and employees of the Company's holding company and its subsidiaries (excluding the Company and its subsidiaries) shall not participate in the ESS 2018.

(ii) Maximum Entitlement

The maximum entitlement for each Eligible Executive in respect of the total number of new Shares to be issued upon exercise of options granted in any 12-month period shall not exceed 1% of the total number of issued Shares immediately before such option offer. For the avoidance of doubt, to the extent the exercise of any option granted to an Eligible Executive is satisfied by the transfer of existing issued Shares (including treasury shares), such option and number of existing issued Shares (including treasury shares) shall not be subject to or taken into account for purposes of such limit.

(iii) Grant of Options

(a) The exercise price per Share shall be a price equal to the 5-day weighted average market price of the Shares immediately preceding the date of offer of the option ("Market Price") or, if discounted, shall not be at a discount of more than 20% (or such other discount as the relevant authority shall permit) to the Market Price.

(b) Option granted to an Eligible Executive may be exercisable by that Eligible Executive only during his employment, within the option exercise period and subject to any other terms and conditions as may be contained in the option certificate. The minimum period which an option must be held before it can be exercised:

(1) where the option is granted at a discount to the Market Price, shall be at least 2 years from the date of offer; and

(2) where the option is granted without any discount, shall be at least 1 year from the date of offer.

(c) Eligible Executives to whom options have been granted do not have the right to participate, by virtue of the options, in a share issue of any other company, except in the share scheme(s) of companies within the Group.

(iv) Grant of Shares ("Grant Offer")

(a) Grant Offer to Eligible Executives may be made upon such terms and conditions including the number of Shares to be vested pursuant to a grant at the end of the performance period based on the achievement of the prescribed financial and performance targets or criteria.

(b) Grant Offer must be accepted by the Eligible Executive who has been made a Grant Offer ("Offeree") within 30 days from the date of offer accompanied by a payment of S\$1 as consideration.

(c) The Offeree may be vested Shares only during his employment or directorship within the Group and subject to any other terms and conditions as may be contained in the grant certificate.

(g) In relation to the Company's subsidiary, GuocoLand (Malaysia) Berhad, there were no new options granted during the financial year. There is no outstanding share option as at 30 June 2024. Please refer to Note 26b to the Financial Statements for the relevant details.

## AUDIT AND RISK COMMITTEE

At the date of this statement, the Audit and Risk Committee (“ARC”) comprises the following members, all of whom are non-executive and independent:

- Saw Kok Wei, *Chairman*
- Wee Lieng Seng
- Madeleine Lee Suh Shin

The ARC performs the functions under its terms of reference including those specified in Section 201B of the Act, the Listing Manual of the Singapore Exchange Securities Trading Limited (“SGX-ST”) and the Code of Corporate Governance.

The ARC held four meetings during the financial year and carried out, *inter alia*, the following reviews:

- the audit plans of the internal and external auditors, their audit reports, the scope of their work, the results of their examination and evaluation of the Group’s internal accounting control system and the assistance provided by the Company’s management to the internal and external auditors;
- the draft announcements of financial performance and financial statements of the Group and the Company prior to their submission to the Board of Directors of the Company for approval;
- the interested person transactions (as defined in Chapter 9 of the Listing Manual of the SGX-ST);
- the Whistle-Blowing Policy of the Company;
- the Group Risk Register;
- the draft sustainability report prior to submission to the Board of Directors of the Company for approval; and
- the assurance provided by the Internal Audit function in relation to the internal review of the Company’s sustainability reporting processes.

The ARC has full access to management and is given the resources required for it to discharge its functions. It has full authority and the discretion to invite any Director or executive officer to attend its meetings.

The ARC, having reviewed the audit and non-audit services provided by the external auditors, KPMG LLP, had determined that the nature and extent of such non-audit services would not affect the independence of the external auditors.

The ARC is satisfied with the independence and objectivity of the external auditors and has recommended to the Board of Directors that the auditors, KPMG LLP, be nominated for re-appointment as auditors at the forthcoming Annual General Meeting of the Company.

In appointing the auditors for the Company, subsidiaries and significant associated companies, the Company has complied with Rules 712, 715 and 716 of the Listing Manual of the SGX-ST.

The details of the functions carried out by the ARC are set out under “Corporate Governance” in the Company’s Annual Report 2024.

## **DIRECTORS' STATEMENT**

For the year ended 30 June 2024

### **AUDITORS**

The auditors, KPMG LLP, have indicated their willingness to accept re-appointment.

On behalf of the Board of Directors

### **QUEK LENG CHAN**

Director

### **CHENG HSING YAO**

Director

Singapore

6 September 2024

# INDEPENDENT AUDITORS' REPORT

Members of the Company  
GuocoLand Limited

## Report on the audit of the financial statements

### Opinion

We have audited the financial statements of GuocoLand Limited (the "Company") and its subsidiaries (the "Group"), which comprise the statements of financial position of the Group and the Company as at 30 June 2024, the statement of profit or loss, statement of comprehensive income, statement of changes in equity and statement of cash flows of the Group for the year then ended, and notes to the financial statements, including material accounting policy information, as set out on pages 74 to 157.

In our opinion, the accompanying consolidated financial statements of the Group and the statement of financial position of the Company are properly drawn up in accordance with the provisions of the Companies Act 1967 (the "Act") and Singapore Financial Reporting Standards (International) ("SFRS(I)s") so as to give a true and fair view of the financial position of the Group and the Company as at 30 June 2024 and the financial performance, changes in equity and cash flows of the Group for the year ended on that date.

### Basis for opinion

We conducted our audit in accordance with Singapore Standards on Auditing ("SSAs"). Our responsibilities under those standards are further described in the "Auditors' responsibilities for the audit of the financial statements" section of our report. We are independent of the Group in accordance with the Accounting and Corporate Regulatory Authority *Code of Professional Conduct and Ethics for Public Accountants and Accounting Entities* ("ACRA Code") together with the ethical requirements that are relevant to our audit of the financial statements in Singapore, and we have fulfilled our other ethical responsibilities in accordance with these requirements and the ACRA Code. We believe that the audit evidence we have obtained is sufficient and appropriate to provide a basis for our opinion.

### Key audit matters

Key audit matters are those matters that, in our professional judgement, were of most significance in our audit of the financial statements of the current period. These matters were addressed in the context of our audit of the financial statements as a whole, and in forming our opinion thereon, and we do not provide a separate opinion on these matters.

## INDEPENDENT AUDITORS' REPORT

Members of the Company  
GuocoLand Limited

### **Valuation of investment properties (\$6.6 billion)**

(Refer to Note 5 to the financial statements)

#### *Risk*

The Group owns a portfolio of investment properties in Singapore, Malaysia and China. Investment properties represent the single largest asset category on the consolidated statement of financial position.

The investment properties are stated at their fair values based on independent external valuations. The valuation process involves judgement in determining the appropriate valuation methodology to be used and in estimating the underlying assumptions to be applied. The valuations are sensitive to key assumptions applied, including those relating to capitalisation rate, gross development value and comparable sales price.

#### *Our response*

We evaluated the competence and objectivity of the external valuers and held discussions with the valuers to understand the valuation methods and assumptions used.

We considered the valuation methodologies used against those applied by other valuers for similar property types. We assessed the reasonableness of the rental information used in the valuations by comparing to supporting leases and externally available industry data. We also assessed the reasonableness of the key assumptions, which included capitalisation rate, gross development value and comparable sales price used in the valuations by comparing them to available industry data, taking into consideration relevant market factors and conditions.

We also considered industry research reports highlighted in the valuation reports when assessing the assumptions applied in the valuations.

We assessed whether the disclosures in the financial statements appropriately described the judgements and uncertainties inherent in the valuations.

#### *Our findings*

The valuers are members of recognised professional bodies for valuers and have considered their own independence in carrying out their work.

The valuation methodologies adopted by the valuers are in line with generally accepted market practices and the key assumptions used are within the range of available market data for comparable properties, taking into consideration relevant market conditions. We considered the adequacy of the disclosures in the financial statements, in describing the inherent degree of subjectivity and key assumptions in the estimates. This includes the relationships between the key unobservable inputs and fair values in conveying the uncertainties.



**Valuation of development properties (\$3.3 billion)**

(Refer to Note 9 to the financial statements)

*Risk*

The Group's development properties comprise mainly residential properties in Singapore, Malaysia and China. Development properties are stated at the lower of cost and the estimated net realisable value ("NRV").

The determination of the estimated NRV is largely dependent on the Group's expectations of the forecast selling price for the properties. There is a risk that the carrying value of development properties exceeds future selling price, resulting in losses when the properties are eventually sold.

*Our response*

We assessed the reasonableness of the forecast selling prices by considering recent transacted sales price of the same project and for comparable properties within the same vicinity of the projects.

*Our findings*

In determining the NRV, the Group takes into account the recent transacted sale prices of the same project and for comparable properties. We found the Group's forecast selling prices to be within the range of observable selling prices in the market.

**Other information**

Management is responsible for the other information contained in the annual report. Other information is defined as all information in the annual report other than the financial statements and our auditors' report thereon.

We have not obtained any other information prior to the date of this auditors' report except for the Directors' Statement. The remaining other information is expected to be made available to us after that date.

Our opinion on the financial statements does not cover the other information and we do not and will not express any form of assurance conclusion thereon.

In connection with our audit of the financial statements, our responsibility is to read the other information identified above and, in doing so, consider whether the other information is materially inconsistent with the financial statements or our knowledge obtained in the audit, or otherwise appears to be materially misstated. If, based on the work we have performed on the other information that we obtained prior to the date of this auditors' report, we conclude that there is a material misstatement of this other information, we are required to report that fact. We have nothing to report in this regard.

When we read the remaining other information, if we conclude that there is a material misstatement therein, we are required to communicate the matter to those charged with governance and take appropriate actions in accordance with SSAs.

# INDEPENDENT AUDITORS' REPORT

Members of the Company  
GuocoLand Limited

## ***Responsibilities of management and directors for the financial statements***

Management is responsible for the preparation of financial statements that give a true and fair view in accordance with the provisions of the Act and SFRS(I)s, and for devising and maintaining a system of internal accounting controls sufficient to provide a reasonable assurance that assets are safeguarded against loss from unauthorised use or disposition; and transactions are properly authorised and that they are recorded as necessary to permit the preparation of true and fair financial statements and to maintain accountability of assets.

In preparing the financial statements, management is responsible for assessing the Group's ability to continue as a going concern, disclosing, as applicable, matters related to going concern and using the going concern basis of accounting unless management either intends to liquidate the Group or to cease operations, or has no realistic alternative but to do so.

The directors' responsibilities include overseeing the Group's financial reporting process.

## ***Auditors' responsibilities for the audit of the financial statements***

Our objectives are to obtain reasonable assurance about whether the financial statements as a whole are free from material misstatement, whether due to fraud or error, and to issue an auditors' report that includes our opinion. Reasonable assurance is a high level of assurance, but is not a guarantee that an audit conducted in accordance with SSAs will always detect a material misstatement when it exists. Misstatements can arise from fraud or error and are considered material if, individually or in the aggregate, they could reasonably be expected to influence the economic decisions of users taken on the basis of these financial statements.

As part of an audit in accordance with SSAs, we exercise professional judgement and maintain professional scepticism throughout the audit. We also:

- Identify and assess the risks of material misstatement of the financial statements, whether due to fraud or error, design and perform audit procedures responsive to those risks, and obtain audit evidence that is sufficient and appropriate to provide a basis for our opinion. The risk of not detecting a material misstatement resulting from fraud is higher than for one resulting from error, as fraud may involve collusion, forgery, intentional omissions, misrepresentations, or the override of internal controls.
- Obtain an understanding of internal controls relevant to the audit in order to design audit procedures that are appropriate in the circumstances, but not for the purpose of expressing an opinion on the effectiveness of the Group's internal controls.
- Evaluate the appropriateness of accounting policies used and the reasonableness of accounting estimates and related disclosures made by management.
- Conclude on the appropriateness of management's use of the going concern basis of accounting and, based on the audit evidence obtained, whether a material uncertainty exists related to events or conditions that may cast significant doubt on the Group's ability to continue as a going concern. If we conclude that a material uncertainty exists, we are required to draw attention in our auditors' report to the related disclosures in the financial statements or, if such disclosures are inadequate, to modify our opinion. Our conclusions are based on the audit evidence obtained up to the date of our auditors' report. However, future events or conditions may cause the Group to cease to continue as a going concern.
- Evaluate the overall presentation, structure and content of the financial statements, including the disclosures, and whether the financial statements represent the underlying transactions and events in a manner that achieves fair presentation.
- Obtain sufficient appropriate audit evidence regarding the financial information of the entities or business activities within the Group to express an opinion on the consolidated financial statements. We are responsible for the direction, supervision and performance of the group audit. We remain solely responsible for our audit opinion.

We communicate with the directors regarding, among other matters, the planned scope and timing of the audit and significant audit findings, including any significant deficiencies in internal control that we identify during our audit.

We also provide the directors with a statement that we have complied with relevant ethical requirements regarding independence, and to communicate with them all relationships and other matters that may reasonably be thought to bear on our independence, and where applicable, related safeguards.

From the matters communicated with the directors, we determine those matters that were of most significance in the audit of the financial statements of the current period and are therefore the key audit matters. We describe these matters in our auditors' report unless law or regulations preclude public disclosure about the matter or when, in extremely rare circumstances, we determine that a matter should not be communicated in our report because the adverse consequences of doing so would reasonably be expected to outweigh the public interest benefits of such communication.

**Report on other legal and regulatory requirements**

In our opinion, the accounting and other records required by the Act to be kept by the Company and by those subsidiary corporations incorporated in Singapore of which we are the auditors have been properly kept in accordance with the provisions of the Act.

The engagement partner on the audit resulting in this independent auditors' report is Chiu Sok Hua.

**KPMG LLP**

*Public Accountants and  
Chartered Accountants*

Singapore  
6 September 2024

# STATEMENTS OF FINANCIAL POSITION

As at 30 June 2024

	Note	Group		Company	
		30 June 2024 \$'000	30 June 2023 \$'000	30 June 2024 \$'000	30 June 2023 \$'000
<b>Non-current assets</b>					
Property, plant and equipment and right-of-use assets	4	436,323	439,646	-	-
Investment properties	5	6,555,636	6,202,902	-	-
Subsidiaries	6	-	-	2,152,989	2,157,610
Associates and joint ventures	7	783,732	519,502	-	-
Deferred tax assets	8	14,246	15,681	-	-
		<b>7,789,937</b>	<b>7,177,731</b>	<b>2,152,989</b>	<b>2,157,610</b>
<b>Current assets</b>					
Inventories	9	3,332,266	3,610,021	-	-
Deposits for land	10	-	175,200	-	-
Trade and other receivables, including derivatives	11	234,878	156,424	1,156	1,156
Cash and cash equivalents	13	984,155	890,444	106	85
		<b>4,551,299</b>	<b>4,832,089</b>	<b>1,262</b>	<b>1,241</b>
<b>Total assets</b>		<b>12,341,236</b>	<b>12,009,820</b>	<b>2,154,251</b>	<b>2,158,851</b>
<b>Equity</b>					
Share capital	14	1,926,053	1,926,053	1,926,053	1,926,053
Reserves	15	2,408,270	2,344,465	225,165	227,818
<b>Equity attributable to ordinary equity holders of the Company</b>		<b>4,334,323</b>	<b>4,270,518</b>	<b>2,151,218</b>	<b>2,153,871</b>
Perpetual securities	16	408,066	408,015	-	-
Non-controlling interests	6	852,349	891,411	-	-
<b>Total equity</b>		<b>5,594,738</b>	<b>5,569,944</b>	<b>2,151,218</b>	<b>2,153,871</b>
<b>Non-current liabilities</b>					
Other payables	19	616,474	531,758	2,111	3,795
Loans and borrowings	17	3,030,185	4,191,017	-	-
Deferred tax liabilities	8	81,640	21,722	-	-
		<b>3,728,299</b>	<b>4,744,497</b>	<b>2,111</b>	<b>3,795</b>
<b>Current liabilities</b>					
Trade and other payables	18	772,849	736,513	922	1,185
Loans and borrowings	17	2,237,282	923,207	-	-
Current tax liabilities		8,068	35,659	-	-
		<b>3,018,199</b>	<b>1,695,379</b>	<b>922</b>	<b>1,185</b>
<b>Total liabilities</b>		<b>6,746,498</b>	<b>6,439,876</b>	<b>3,033</b>	<b>4,980</b>
<b>Total equity and liabilities</b>		<b>12,341,236</b>	<b>12,009,820</b>	<b>2,154,251</b>	<b>2,158,851</b>

The accompanying notes form an integral part of these financial statements.

# CONSOLIDATED STATEMENT OF PROFIT OR LOSS

For the year ended 30 June 2024

	2024	2023	
Note	\$'000	\$'000	
<b>Revenue</b>	20	1,818,854	1,544,432
Cost of sales (including fair value gain on transfer from development properties to investment properties)	23	<b>(1,425,228)</b>	(1,159,542)
<b>Gross profit</b>		<b>393,626</b>	384,890
Other income	21	<b>25,096</b>	24,390
Administrative expenses		<b>(74,959)</b>	(80,411)
Other expenses	21	<b>(23,736)</b>	(46,856)
<b>Operating profit</b>		<b>320,027</b>	282,013
Share of profit of associates and joint ventures (net of tax)	7	<b>14,792</b>	8,475
Finance income		<b>35,873</b>	27,875
Finance costs		<b>(239,471)</b>	(149,733)
<b>Net finance costs</b>	22	<b>(203,598)</b>	(121,858)
		<b>131,221</b>	168,630
Fair value gains on investment properties	5	<b>40,214</b>	156,271
<b>Profit before tax</b>	23	<b>171,435</b>	324,901
Tax expense	24	<b>(76,495)</b>	(56,063)
<b>Profit for the year</b>		<b>94,940</b>	268,838
<b>Profit attributable to:</b>			
Equity holders of the company		<b>128,987</b>	207,088
Non-controlling interests		<b>(34,047)</b>	61,750
<b>Profit for the year</b>		<b>94,940</b>	268,838
<b>Earnings per share (cents)</b>			
Basic	25	<b>9.95</b>	16.97
Diluted	25	<b>9.92</b>	16.97

The accompanying notes form an integral part of these financial statements.

# CONSOLIDATED STATEMENT OF COMPREHENSIVE INCOME

For the year ended 30 June 2024

	2024 \$'000	2023 \$'000
<b>Profit for the year</b>	<b>94,940</b>	268,838
<b>Other comprehensive income</b>		
<i>Items that are or may be reclassified subsequently to profit or loss:</i>		
Translation differences relating to financial statements of foreign subsidiaries, associates and joint ventures	<b>(9,231)</b>	(185,895)
Translation differences of a subsidiary and joint venture reclassified to profit or loss upon disposal	<b>22,112</b>	-
Effective portion of changes in fair value of cash flow hedges	<b>478</b>	72
Effective portion of changes in fair value of net investment hedges	<b>664</b>	25,425
<b>Total other comprehensive income for the year, net of tax</b>	<b>14,023</b>	(160,398)
<b>Total comprehensive income for the year, net of tax</b>	<b>108,963</b>	108,440
<b>Attributable to:</b>		
Equity holders of the Company	<b>145,035</b>	76,965
Non-controlling interests	<b>(36,072)</b>	31,475
<b>Total comprehensive income for the year, net of tax</b>	<b>108,963</b>	108,440

The accompanying notes form an integral part of these financial statements.

# CONSOLIDATED STATEMENT OF CHANGES IN EQUITY

For the year ended 30 June 2024

	← Attributable to ordinary equity holders of the Company →						
	Share Capital	Other Reserves	Accumulated Profits	Total Ordinary Equity	Perpetual Securities	Non-Controlling Interests	Total Equity
	\$'000	\$'000	\$'000	\$'000	\$'000	\$'000	\$'000
<b>At 1 July 2023</b>	<b>1,926,053</b>	<b>(310,208)</b>	<b>2,654,673</b>	<b>4,270,518</b>	<b>408,015</b>	<b>891,411</b>	<b>5,569,944</b>
<b>Total comprehensive income for the year</b>							
Profit for the year	-	-	128,987	128,987	-	(34,047)	94,940
<b>Other comprehensive income</b>							
<i>Items that are or may be reclassified subsequently to profit or loss:</i>							
Translation differences relating to financial statements of foreign subsidiaries, associates and joint ventures	-	(7,118)	-	(7,118)	-	(2,113)	(9,231)
Translation differences of a subsidiary and joint venture reclassified to profit or loss upon disposal	-	22,112	-	22,112	-	-	22,112
Effective portion of changes in fair value of cash flow hedges	-	390	-	390	-	88	478
Effective portion of changes in fair value of net investment hedges	-	664	-	664	-	-	664
<b>Total other comprehensive income, net of tax</b>	<b>-</b>	<b>16,048</b>	<b>-</b>	<b>16,048</b>	<b>-</b>	<b>(2,025)</b>	<b>14,023</b>
<b>Total comprehensive income for the year, net of tax</b>	<b>-</b>	<b>16,048</b>	<b>128,987</b>	<b>145,035</b>	<b>-</b>	<b>(36,072)</b>	<b>108,963</b>
<b>Transactions with equity holders, recorded directly in equity</b>							
<b>Contributions by and distributions to equity holders</b>							
Share-based payments	-	3,811	-	3,811	-	-	3,811
Accrued distribution for perpetual securities	-	-	(18,450)	(18,450)	18,450	-	-
Distribution payment for perpetual securities	-	-	-	-	(18,399)	-	(18,399)
Dividends (note 27)	-	-	(66,591)	(66,591)	-	(8,990)	(75,581)
Capitalisation of shareholder's loan from non-controlling interests	-	-	-	-	-	6,000	6,000
<b>Total contributions by and distributions to equity holders</b>	<b>-</b>	<b>3,811</b>	<b>(85,041)</b>	<b>(81,230)</b>	<b>51</b>	<b>(2,990)</b>	<b>(84,169)</b>
<b>Total transactions with equity holders</b>	<b>-</b>	<b>3,811</b>	<b>(85,041)</b>	<b>(81,230)</b>	<b>51</b>	<b>(2,990)</b>	<b>(84,169)</b>
<b>At 30 June 2024</b>	<b>1,926,053</b>	<b>(290,349)</b>	<b>2,698,619</b>	<b>4,334,323</b>	<b>408,066</b>	<b>852,349</b>	<b>5,594,738</b>

The accompanying notes form an integral part of these financial statements.

# CONSOLIDATED STATEMENT OF CHANGES IN EQUITY

For the year ended 30 June 2024

	← Attributable to ordinary equity holders of the Company →						
	Share Capital \$'000	Other Reserves \$'000	Accumulated Profits \$'000	Total Ordinary Equity \$'000	Perpetual Securities \$'000	Non- Controlling Interests \$'000	Total Equity \$'000
<b>At 1 July 2022</b>	1,926,053	(180,274)	2,538,034	4,283,813	407,656	620,780	5,312,249
<b>Total comprehensive income for the year</b>							
Profit for the year	-	-	207,088	207,088	-	61,750	268,838
<b>Other comprehensive income</b>							
<i>Items that are or may be reclassified subsequently to profit or loss:</i>							
Translation differences relating to financial statements of foreign subsidiaries, associates and joint ventures	-	(155,620)	-	(155,620)	-	(30,275)	(185,895)
Effective portion of changes in fair value of cash flow hedges	-	72	-	72	-	-	72
Effective portion of changes in fair value of net investment hedges	-	25,425	-	25,425	-	-	25,425
<b>Total other comprehensive income, net of tax</b>	-	(130,123)	-	(130,123)	-	(30,275)	(160,398)
<b>Total comprehensive income for the year, net of tax</b>	-	(130,123)	207,088	76,965	-	31,475	108,440
<b>Transactions with equity holders, recorded directly in equity</b>							
<b>Contributions by and distributions to equity holders</b>							
Share-based payments	-	189	-	189	-	-	189
Accrued distribution for perpetual securities	-	-	(18,759)	(18,759)	18,759	-	-
Distribution payment for perpetual securities	-	-	-	-	(18,400)	-	(18,400)
Dividends (note 27)	-	-	(66,586)	(66,586)	-	(5,298)	(71,884)
Capital reduction of a subsidiary with non-controlling interests	-	-	-	-	-	(880)	(880)
Capitalisation of shareholder's loan from non-controlling interests	-	-	-	-	-	243,400	243,400
<b>Total contributions by and distributions to equity holders</b>	-	189	(85,345)	(85,156)	359	237,222	152,425
<b>Changes in ownership interests in subsidiaries</b>							
Acquisition of interests in a subsidiary without a change in control	-	-	(5,104)	(5,104)	-	1,934	(3,170)
<b>Total changes in ownership interests in subsidiaries</b>	-	-	(5,104)	(5,104)	-	1,934	(3,170)
<b>Total transactions with equity holders</b>	-	189	(90,449)	(90,260)	359	239,156	149,255
<b>At 30 June 2023</b>	1,926,053	(310,208)	2,654,673	4,270,518	408,015	891,411	5,569,944

The accompanying notes form an integral part of these financial statements.



# CONSOLIDATED STATEMENT OF CASH FLOWS

For the year ended 30 June 2024

	2024	2023
Note	\$'000	\$'000
<b>Cash flows from operating activities</b>		
Profit for the year	94,940	268,838
Adjustments for:		
Allowance for foreseeable loss on development properties	23a 103,754	1,251
Allowance for credit loss on trade and other receivables	6	31
Depreciation of property, plant and equipment and right-of-use assets	4 11,015	12,160
Finance costs	22 239,471	149,733
Loss on disposal of interests in a subsidiary	720	-
Loss on disposal of interests in a joint venture	7 8,975	-
Gain on increase in interests in an associate	7 (13,917)	-
(Gain) / loss on disposal of property, plant and equipment	(2)	238
Impairment loss on investment in an associate	7 4,008	-
Impairment loss on investment in a joint venture	-	44,000
Finance income	22 (35,873)	(27,875)
Net fair value loss / (gain) on derivative financial instruments	9,683	(605)
Net fair value gain from investment properties	5 (40,214)	(156,271)
Share of (profit) / loss of associates and joint ventures (net of tax)	(14,792)	(8,475)
Write off of property, plant and equipment	1	2
Share-based payments	3,811	189
Fair value gain on transfer from development properties to investment properties	5c (123,675)	-
Unrealised exchange gains	(1,277)	(16,223)
Tax expense	76,495	56,063
	<b>323,129</b>	<b>323,056</b>
Changes in:		
Inventories	33,810	364,148
Deposits for land	-	(175,200)
Trade and other receivables	(34,017)	(5,967)
Trade and other payables	197,286	182,880
Balances with holding companies and related corporations	(7,784)	(1,329)
Cash from operating activities	<b>512,424</b>	<b>687,588</b>
Tax paid	<b>(40,912)</b>	<b>(32,558)</b>
<b>Net cash from operating activities</b>	<b>471,512</b>	<b>655,030</b>
<b>Cash flows from investing activities</b>		
Investment in equity-accounted investee	(55,322)	-
Additions to investment properties	(63,500)	(116,800)
Additions to property, plant and equipment	(4,909)	(2,646)
Advances to associates and joint ventures	(291,003)	(10,242)
Dividends and distribution received from associates and joint ventures	73,298	1,239
Proceed from disposal of interests in a joint venture	7 60,847	-
Interest received	20,683	17,897
Proceeds from disposal of property, plant and equipment	101	808
<b>Net cash used in investing activities</b>	<b>(259,805)</b>	<b>(109,744)</b>

The accompanying notes form an integral part of these financial statements.

## CONSOLIDATED STATEMENT OF CASH FLOWS

For the year ended 30 June 2024

	2024	2023
Note	\$'000	\$'000
<b>Cash flows from financing activities</b>		
Capital reduction of a subsidiary with non-controlling interests	-	(880)
Dividends paid	27 (66,591)	(66,586)
Dividends paid to non-controlling interests	27 (8,990)	(5,298)
Distribution payment for perpetual securities	(18,399)	(18,400)
Decrease / (increase) in fixed deposits pledged	179	(2,385)
Interest paid	(233,755)	(213,094)
Payment for lease liabilities	(812)	(948)
Proceeds from loans and borrowings	2,268,423	1,859,492
Proceeds of loans from non-controlling interests	65,626	93,680
Repayment of loans from non-controlling interests	(7,200)	(33,383)
Repayment of loans and borrowings	(2,115,194)	(2,299,022)
Acquisition of non-controlling interests in a subsidiary	29 -	(3,170)
<b>Net cash used in financing activities</b>	<b>(116,713)</b>	<b>(689,994)</b>
<b>Net increase / (decrease) in cash and cash equivalents</b>		
	<b>94,994</b>	<b>(144,708)</b>
Cash and cash equivalents at beginning of the year	879,455	1,076,406
Exchange differences on translation of balances held in foreign currencies	(242)	(52,243)
Cash and cash equivalents at end of the year	13 <b>974,207</b>	<b>879,455</b>

### Significant non-cash transaction

During the financial year, certain subsidiaries capitalised shareholders' loans from non-controlling interests of \$6.0 million (2023: \$243.4 million) through the issuance of shares by the subsidiaries to the non-controlling interests.

The accompanying notes form an integral part of these financial statements.

# NOTES TO THE FINANCIAL STATEMENTS

For the year ended 30 June 2024

The financial statements were authorised for issue by the Board of Directors on 6 September 2024.

## 1. DOMICILE AND ACTIVITIES

GuocoLand Limited (the “Company”) is incorporated in Singapore. The address of the Company’s registered office is 1 Wallich Street #31-01 Guoco Tower, Singapore 078881.

The financial statements of the Group as at and for the year ended 30 June 2024 comprise the Company and its subsidiaries (together referred to as the “Group” and individually as “Group entities”) and the Group’s interests in associates and joint ventures.

The principal activity of the Company is that of an investment holding company. The principal activities of the Group are those relating to:-

- investment holding;
- property development and investment;
- hotel operations; and
- provision of management, property management, marketing and maintenance services.

The immediate holding company is GuocoLand Assets Pte. Ltd., incorporated in the Republic of Singapore. The intermediate holding company is Guoco Group Limited, incorporated in Bermuda. The ultimate holding company is GuoLine Capital Assets Limited, incorporated in Jersey Channel Islands.

## 2. BASIS OF PREPARATION

### a. Statement of Compliance

The financial statements have been prepared in accordance with Singapore Financial Reporting Standards (International) (SFRS(I)s).

### b. Basis of Measurement

The financial statements have been prepared on the historical cost basis except as otherwise described below.

### c. Functional and Presentation Currency

These financial statements are presented in Singapore dollars, which is the Company’s functional currency. All financial information presented in Singapore dollars have been rounded to the nearest thousand, unless otherwise stated.

### d. Use of Estimates and Judgements

The preparation of the financial statements in conformity with SFRS(I)s requires management to make judgements, estimates and assumptions that affect the application of accounting policies and the reported amounts of assets, liabilities, income and expenses. Actual results may differ from these estimates.

Estimates and underlying assumptions are reviewed on an ongoing basis. Revisions to accounting estimates are recognised in the period in which the estimates are revised and in any future periods affected.

Information about assumptions and estimation uncertainties that have a significant risk of resulting in a material adjustment within the next financial year are included in the following notes:-

- |        |   |  |
|--------|---|--|
| Note 5 | - | determination of fair value of investment properties       |
| Note 9 | - | allowance for foreseeable losses on development properties |

# NOTES TO THE FINANCIAL STATEMENTS

For the year ended 30 June 2024

## 2. BASIS OF PREPARATION (CONT'D)

### e. Measurement of Fair Values

A number of the Group's accounting policies and disclosures require the measurement of fair values, for both financial and non-financial assets and liabilities.

The Group has an established control framework with respect to the measurement of fair values. All valuations are reviewed by the Group Chief Financial Officer ("GCFO"), who has overall responsibility for all significant fair value measurements, including Level 3 fair values.

The GCFO reviews significant unobservable inputs and valuation adjustments. If third party information, such as property valuers, broker quotes or pricing services, is used to measure fair value, then the finance team assesses the evidence obtained from the third party to support the conclusion that such valuations meet the requirements of SFRS(I), including the level in the fair value hierarchy which the resulting fair value estimate should be classified.

When measuring the fair value of an asset or liability, the Group uses observable market data as far as possible. Fair values are categorised into different levels in a fair value hierarchy based on the inputs used in the valuation techniques as follows:-

- Level 1: quoted prices (unadjusted) in active markets for identical assets or liabilities.
- Level 2: inputs other than quoted prices included within Level 1 that are observable for the asset or liability, either directly (i.e. as prices) or indirectly (i.e. derived from prices).
- Level 3: inputs for the asset or liability that are not based on observable market data (unobservable inputs).

If the inputs used to measure the fair value of an asset or a liability fall into different levels of the fair value hierarchy, then the fair value measurement is categorised in its entirety in the same level of the fair value hierarchy as the lowest level input that is significant to the entire measurement (with Level 3 being the lowest).

The Group recognised transfers between levels of the fair value hierarchy as of the end of the reporting period during which the change has occurred.

Further information about the assumptions made in measuring fair values is included in the following notes:-

- Note 5 – Investment properties
- Note 30 – Financial instruments

### f. Changes in Material Accounting Policies

#### (i) Accounting for financial guarantee contracts

On 1 July 2023, the Group changed its accounting policy with respect to the accounting of financial guarantee contracts. Prior to 1 July 2023, the Group had regarded financial guarantee contracts as insurance contracts under SFRS(I) 4 *Insurance Contracts*. SFRS(I) 17 *Insurance Contracts* replaces SFRS(I) 4 for annual periods beginning on or after 1 July 2023. On transition to SFRS(I) 17, the Group made an irrevocable election to apply SFRS(I) 9 *Financial Instruments*, on a contract-by-contract basis, to all financial guarantee contracts. Following the change in accounting policy, the Group accounts for the financial guarantees by measuring and recognising them at fair value. Subsequently, these guarantees are measured at the higher of the loss allowance determined in accordance with SFRS(I) 9 and the amount initially recognised less cumulative amount of income recognised in accordance with the principles of SFRS(I) 15, when appropriate.

This change in accounting policy was applied retrospectively. There was no impact on the statement of financial position and the opening accumulated profits as at 1 July 2022 and 30 June 2023 as the fair value of the financial guarantee contracts was assessed to be negligible.

## 2. BASIS OF PREPARATION (CONT'D)

### f. Changes in Material Accounting Policies (cont'd)

#### (ii) *New accounting standards and amendments*

The Group has applied the following amendments to SFRS(I) for the first time for the annual period beginning on 1 July 2023:-

- SFRS(I) 17: *Insurance contracts*
- Amendments to SFRS(I) 1-12: *Deferred tax related to Assets and Liabilities arising from a Single Transaction*
- Amendments to SFRS(I) 1-12: *International Tax Reform – Pillar Two Model Rules*
- Amendments to SFRS(I) 1-1 and SFRS(I) Practice Statement 2: *Disclosure of Accounting Policies*
- Amendments to SFRS(I) 1-8: *Definition of Accounting Estimates*

Other than as described below, the application of these amendments to accounting standards and interpretations did not have a material effect on the financial statements.

#### *Deferred tax related to assets and liabilities arising from a single transaction*

The Group has adopted Amendments to SFRS(I) 1-12: *Deferred Tax related to Assets and Liabilities arising from a Single Transaction* from 1 July 2023. The amendments narrow the scope of the initial recognition exemption to exclude transactions that give rise to equal and offsetting temporary differences – e.g. leases and decommissioning liabilities.

For leases, an entity is required to recognise the associated deferred tax assets and liabilities from the beginning of the earliest comparative period presented, with any cumulative effect recognised as an adjustment to accumulated profits or other components of equity at that date. For all other transactions, an entity applies the amendments to transactions that occur on or after the beginning of the earliest period presented.

The Group previously accounted for deferred tax on leases by applying the ‘integrally linked’ approach, resulting in a similar outcome as under the amendments, except that the deferred tax asset or liability was recognised on a net basis. Following the amendments, the Group has recognised a separate deferred tax asset in relation to its lease liabilities and a deferred tax liability in relation to its right-of-use assets. However, there was no impact on the statement of financial position because the balances qualify for offset under paragraph 74 of SFRS(I) 1-12. There was also no impact on the opening retained earnings as at 1 July 2022 as a result of the change. The key impact for the Group relates to the disclosure of the deferred tax assets and liabilities recognised (see Note 8).

#### *Global minimum tax*

The Group has adopted Amendments to SFRS(I) 1-12: *International Tax Reform – Pillar Two Model Rules* upon their release on 23 May 2023. The amendments provide a temporary mandatory exception from deferred tax accounting for the top-up tax that may arise from the jurisdictional adoption of the Pillar Two model rules published by the Organisation for Economic Co-operation and Development (“OECD”) and require new disclosures about the Pillar Two tax exposure.

The mandatory exception is effective immediately and applies retrospectively. However, because no new legislation to implement the top-up tax was enacted or substantively enacted at 30 June 2023 in any jurisdiction in which the Group operates and no related deferred tax was recognised at that date, the retrospective application has no impact on the Group’s consolidated financial statements.

# NOTES TO THE FINANCIAL STATEMENTS

For the year ended 30 June 2024

## 2. BASIS OF PREPARATION (CONT'D)

### f. Changes in Material Accounting Policies (cont'd)

#### (ii) *New accounting standards and amendments (cont'd)*

##### *Material accounting policy information*

The Group adopted Amendments to SFRS(I) 1-1 and SFRS(I) Practice Statement 2: *Disclosure of Accounting Policies* for the first time in 2024. Although the amendments did not result in any changes to the accounting policies themselves, they impacted the accounting policy information disclosed in the financial statements.

The amendments require the disclosure of 'material', rather than 'significant', accounting policies. The amendments also provide guidance on the application of materiality to disclosure of accounting policies, assisting entities to provide useful, entity-specific accounting policy information that users need to understand other information in the financial statements.

Management reviewed the accounting policies and made updates to the information disclosed in Note 3 Material accounting policies information (2023: Significant accounting policies) in certain instances in line with the amendments.

## 3. MATERIAL ACCOUNTING POLICIES

The accounting policies set out below have been applied consistently to all periods presented in these financial statements and have been applied consistently by Group entities, except as explained in note 2(f), which addresses changes in material accounting policies.

### a. Basis of Consolidation

#### (i) *Business combinations*

The Group accounts for business combinations using the acquisition method when the acquired set of activities and assets meets the definition of a business and control is transferred to the Group. In determining whether a particular set of activities and assets is a business, the Group assesses whether or not the set of assets and activities acquired includes, at a minimum, an input and substantive process and whether the acquired set has the ability to produce output.

The Group has an option to apply a 'concentration test' that permits a simplified assessment of whether an acquired set of activities and assets is not a business. The optional concentration test is met if substantially all of the fair value of the gross assets acquired is concentrated in a single identifiable asset or group of similar identifiable assets.

The Group measures goodwill at the date of acquisition as:-

- the fair value of the consideration transferred; plus
- the recognised amount of any non-controlling interests ("NCI") in the recognised; plus
- if the business combination is achieved in stages, the fair value of the pre-existing equity interest in the recognised,

over the net recognised amount (generally fair value) of the identifiable assets acquired and liabilities assumed. Any goodwill that arises is tested annually for impairment.

When the excess is negative, a bargain purchase gain is recognised immediately in profit or loss.

### 3. MATERIAL ACCOUNTING POLICIES (CONT'D)

#### a. Basis of Consolidation (cont'd)

##### (i) Business combinations (cont'd)

The consideration transferred does not include amounts related to the settlement of pre-existing relationships. Such amounts are generally recognised in profit or loss.

Any contingent consideration payable is recognised at fair value at the date of acquisition and included in the consideration transferred. If the contingent consideration that meets the definition of a financial instrument is classified as equity, it is not remeasured and settlement is accounted for within equity. Otherwise, other contingent consideration is remeasured at fair value at each reporting date and subsequent changes to the fair value of the contingent consideration are recognised in profit or loss.

When share-based payment awards (replacement awards) are exchanged for awards held by the recognise's employees (recognise's awards) and relate to past services, then all or a portion of the amount of the acquirer's replacement awards is included in measuring the consideration transferred in the business combination. This determination is based on the market-based value of the replacement awards compared with the market-based value of the recognise's awards and the extent to which the replacement awards relate to past and/or future service.

NCI that are present ownership interests and entitle their holders to a proportionate share of the recognise's net assets in the event of liquidation are measured either at fair value or at the NCI's proportionate share of the recognised amounts of the recognise's identifiable net assets, at the date of acquisition. The measurement basis taken is elected on a transaction-by-transaction basis. All other NCI are measured at acquisition-date fair value, unless another measurement basis is required by SFRS(I)s.

Costs related to the acquisition, other than those associated with the issue of debt or equity investments, that the Group incurs in connection with a business combination are expensed as incurred.

Changes in the Group's interest in a subsidiary that do not result in a loss of control are accounted for as transactions with owners in their capacity as owners and therefore no adjustments are made to goodwill and no gain or loss is recognised in profit or loss. Adjustments to NCI arising from transactions that do not involve the loss of control are based on a proportionate amount of the net assets of the subsidiary.

##### (ii) Subsidiaries

Subsidiaries are entities controlled by the Group. The Group controls an entity when it is exposed to, or has rights to, variable returns from its involvement with the entity and has the ability to affect those returns through its power over the entity. The financial statements of subsidiaries are included in the consolidated financial statements from the date that control commences until the date that control ceases.

The accounting policies of subsidiaries have been changed when necessary to align them with the policies adopted by the Group. Losses applicable to the non-controlling interests in a subsidiary are allocated to the NCI even if doing so causes the NCI to have a deficit balance.

##### (iii) Loss of control

Upon the loss of control, the Group derecognises the assets and liabilities of the subsidiary, any non-controlling interests and the other components of equity related to the subsidiary. Any surplus or deficit arising on the loss of control is recognised in profit or loss. If the Group retains any interest in the previous subsidiary, then such interest is measured at fair value at the date that control is lost.

# NOTES TO THE FINANCIAL STATEMENTS

For the year ended 30 June 2024

## 3. MATERIAL ACCOUNTING POLICIES (CONT'D)

### a. Basis of Consolidation (cont'd)

#### (iv) *Investments in associates and joint ventures (equity accounted investees)*

Associates are those entities in which the Group has significant influence, but not control or joint control, over the financial and operating policies of these entities. Significant influence is presumed to exist when the Group holds 20% or more of the voting power of another entity. A joint venture is an arrangement in which the Group has joint control, whereby the Group has rights to the net assets of the arrangement, rather than rights to its assets and obligations for its liabilities.

Investments in associates and joint ventures are accounted for using the equity method. They are recognised initially at cost, which includes transaction costs. Subsequent to initial recognition, the consolidated financial statements include the Group's share of the profit or loss and other comprehensive income of equity-accounted investees, after adjustments to align the accounting policies with those of the Group, from the date that significant influence or joint control commences until the date that significant influence or joint control ceases.

When the Group's share of losses exceeds its interest in an equity-accounted investee, the carrying amount of the investment, together with any long-term interests that form part thereof, is reduced to zero, and the recognition of further losses is discontinued except to the extent that the Group has an obligation to fund the investee's operations or has made payments on behalf of the investee.

#### (v) *Transactions eliminated on consolidation*

Intra-group balances and transactions, and any unrealised income and expenses arising from intra-group transactions, are eliminated in preparing the consolidated financial statements. Unrealised gains arising from transactions with equity accounted investees are eliminated against the investment to the extent of the Group's interest in the investee. Unrealised losses are eliminated in the same way as unrealised gains, but only to the extent that there is no evidence of impairment.

#### (vi) *Subsidiaries, associates and joint ventures in the separate financial statements*

Investments in subsidiaries, associates and joint ventures are stated in the Company's statement of financial position at cost less accumulated impairment losses.

#### (vii) *Trust for Executive Share Scheme*

The Company has established a separate trust for its Executive Share Schemes. The assets and liabilities of the trust are accounted for as assets and liabilities of the Company.

### b. Foreign Currency

#### (i) *Foreign currency transactions*

Transactions in foreign currencies are translated to the respective functional currencies of Group entities at exchange rates at the dates of the transactions. Monetary assets and liabilities denominated in foreign currencies at the reporting date are translated to the functional currency at the exchange rate at that date. The foreign currency gain or loss on monetary items is the difference between amortised cost in the functional currency at the beginning of the year, adjusted for effective interest and payments during the year, and the amortised cost in foreign currency translated at the exchange rate at the end of the year.



### 3. MATERIAL ACCOUNTING POLICIES (CONT'D)

#### b. Foreign Currency (cont'd)

##### (i) Foreign currency transactions (cont'd)

Non-monetary assets and liabilities denominated in foreign currencies that are measured at fair value are translated to the functional currency at the exchange rate at the date that the fair value was determined. Non-monetary items in a foreign currency that are measured in terms of historical cost are translated using the exchange rate at the date of the transaction. Foreign currency differences arising on translation are recognised in profit or loss, except for the following differences which are recognised in other comprehensive income arising on the translation of:-

- a financial liability designated as a hedge of the net investment in a foreign operation to the extent that the hedge is effective; or
- qualifying cash flow hedges to the extent the hedge is effective.

##### (ii) Foreign operations

The assets and liabilities of foreign operations are translated to Singapore dollars at exchange rates at the reporting date. The income and expenses of foreign operations are translated to Singapore dollars at exchange rates at the dates of the transactions. Goodwill and fair value adjustments arising on the acquisition of a foreign operation are treated as assets and liabilities of the foreign operation and are translated at the exchange rates at the reporting date.

Foreign currency differences are recognised in other comprehensive income and presented in the foreign currency translation reserve (translation reserve) in equity. However, if the foreign operation is a non-wholly-owned subsidiary, then the relevant proportionate share of the translation difference is allocated to the non-controlling interests. When a foreign operation is disposed of such that control, significant influence or joint control is lost, the cumulative amount in the translation reserve related to that foreign operation is reclassified to profit or loss as part of the gain or loss on disposal. When the Group disposes of only part of its interest in a subsidiary that includes a foreign operation while retaining control, the relevant proportion of the cumulative amount is reattributed to non-controlling interests. When the Group disposes of only part of its investment in an associate or joint venture that includes a foreign operation while retaining significant influence or joint control, the relevant proportion of the cumulative amount is reclassified to profit or loss.

When the settlement of a monetary item receivable from or payable to a foreign operation is neither planned nor likely to occur in the foreseeable future, foreign exchange gains and losses arising from such a monetary item that are considered to form part of a net investment in a foreign operation are recognised in other comprehensive income and are presented in the translation reserve in equity.

##### (iii) Hedge of a net investment in foreign operation

The Group applies hedge accounting to foreign currency differences arising between the functional currency of the foreign operation and the Company's functional currency (Singapore dollars), regardless of whether the net investment is held directly or through an intermediate parent.

Foreign currency differences arising on the translation of a financial liability designated as a hedge of a net investment in a foreign operation are recognised in other comprehensive income ("OCI") to the extent that the hedge is effective, and are presented within equity in the foreign currency translation reserve. To the extent that the hedge is ineffective, such differences are recognised in profit or loss. When the hedged net investment is disposed of, the relevant amount in the foreign currency translation reserve is transferred to profit or loss as part of the gain or loss on disposal.

## NOTES TO THE FINANCIAL STATEMENTS

For the year ended 30 June 2024

### 3. MATERIAL ACCOUNTING POLICIES (CONT'D)

#### c. Property, Plant and Equipment

##### (i) Recognition and measurement

Items of property, plant and equipment are measured at cost less accumulated depreciation and accumulated impairment losses.

Cost includes expenditure that is directly attributable to the acquisition of the asset. The cost of self-constructed assets includes:-

- the cost of materials and direct labour;
- any other costs directly attributable to bringing the assets to a working condition for their intended use;
- when the Group has an obligation to remove the asset or restore the site, an estimate of the costs of dismantling and removing the items and restoring the site on which they are located; and
- capitalised borrowing costs.

Purchased software that is integral to the functionality of the related equipment is capitalised as part of that equipment.

When parts of an item of property, plant and equipment have different useful lives, they are accounted for as separate items (major components) of property, plant and equipment.

The gain or loss on disposal of an item of property, plant and equipment (calculated as the difference between the net proceeds from disposal and the carrying amount of the item) is recognised in profit or loss.

##### (ii) Subsequent costs

The cost of replacing a component of an item of property, plant and equipment is recognised in the carrying amount of the item if it is probable that the future economic benefits embodied within the component will flow to the Group, and its cost can be measured reliably. The carrying amount of the replaced component is derecognised. The costs of the day-to-day servicing of property, plant and equipment are recognised in profit or loss as incurred.

##### (iii) Depreciation

Depreciation is based on the cost of an asset less its residual value. Significant components of individual assets are assessed and if a component has a useful life that is different from the remainder of that asset, that component is depreciated separately.

Depreciation is recognised as an expense in profit or loss on a straight-line basis over the estimated useful lives of each component of an item of property, plant and equipment, unless it is included in the carrying amount of another asset. Leased assets are depreciated over the shorter of the lease term and their useful lives unless it is reasonably certain that the Group will obtain ownership by the end of the lease term. Freehold land is not depreciated.

Assets under construction are stated at cost and are not depreciated.

Depreciation is recognised from the date that the property, plant and equipment are installed and are ready for use, or in respect of internally constructed assets, from the date that the asset is completed and ready for use.

### 3. MATERIAL ACCOUNTING POLICIES (CONT'D)

#### c. Property, Plant and Equipment (cont'd)

##### (iii) Depreciation (cont'd)

The estimated useful lives for the current and comparative years are as follows:-

Freehold buildings	50 years
Leasehold land	Remaining lease period
Leasehold buildings	Remaining lease period or 50 years
Furniture and fittings and other equipment	2 – 20 years
Motor vehicles	5 years

Depreciation methods, useful lives and residual values are reviewed at the end of each reporting period and adjusted if appropriate.

#### d. Investment Property

Investment property is property held either to earn rental income or for capital appreciation or for both, but not for sale in the ordinary course of business, use in the production or supply of goods or services or for administrative purposes. Investment property is measured at cost on initial recognition and subsequently at fair value with any change therein recognised in profit or loss.

Cost includes expenditure that is directly attributable to the acquisition of the investment property. The cost of self-constructed investment property includes the cost of materials and direct labour, any other costs directly attributable to bringing the investment property to a working condition for its intended use and capitalised borrowing costs.

Any gain or loss on disposal of an investment property (calculated as the difference between the net proceeds from disposal and the carrying amount of the item) is recognised in profit or loss.

When the use of a property changes such that it is reclassified as property, plant and equipment, its fair value at the date of reclassification becomes its cost for subsequent accounting.

Property that is being constructed for future use as investment property is accounted for at fair value.

#### e. Financial Instruments

##### (i) Non-derivative financial assets

##### **Classification and measurement**

The Group classifies its financial assets in the following measurement categories:-

- Amortised cost;
- Fair value through other comprehensive income (FVOCI); and
- Fair value through profit or loss (FVTPL).

The classification depends on the Group's business model for managing the financial assets as well as the contractual terms of the cash flows of the financial asset.

Financial assets with embedded derivatives are considered in their entirety when determining whether their cash flows are solely payment of principal and interest.

The Group reclassifies financial assets when and only when its business model for managing those assets changes.

# NOTES TO THE FINANCIAL STATEMENTS

For the year ended 30 June 2024

## 3. MATERIAL ACCOUNTING POLICIES (CONT'D)

### e. Financial Instruments (cont'd)

#### (i) *Non-derivative financial assets (cont'd)*

##### **At initial recognition**

A financial asset is recognised if the Group becomes a party to the contractual provisions of the financial asset.

At initial recognition, the Group measures a financial asset at its fair value plus, in the case of a financial asset not at fair value through profit or loss, transaction costs that are directly attributable to the acquisition of the financial asset. Transaction costs of financial assets carried at fair value through profit or loss are expensed in profit or loss.

##### **At subsequent measurement**

#### (i) **Financial assets at amortised cost**

Financial assets that are held for collection of contractual cash flows where those cash flows represent solely payments of principal and interest are measured at amortised cost. Interest income from these financial assets is included in interest income using the effective interest rate method.

#### (ii) **Financial assets at FVOCI**

The Group has elected to recognise changes in fair value of equity securities not held for trading in OCI if these are strategic investments and the Group considers this to be more relevant. Movements in fair values of equity investments classified as FVOCI are presented as "fair value gains/losses" in OCI. Dividends from equity investments are recognised in profit or loss as dividend income. On disposal of an equity investment, any difference between the carrying amount and sales proceed amount would be recognised in other comprehensive income and transferred to retained profits along with the amount previously recognised in OCI relating to that asset.

#### (iii) **Financial assets at FVTPL**

Financial assets that are held for trading as well as those that do not meet the criteria for classification as amortised cost or FVOCI are classified as FVTPL. Movement in fair values and interest income is recognised in profit or loss in the period in which it arises and presented in "other operating income".

#### (ii) *Non-derivative financial liabilities*

The Group initially recognises debt securities issued and subordinated liabilities on the date that they are originated. All other financial liabilities are recognised initially on the trade date, which is the date that the Group becomes a party to the contractual provisions of the instrument.

The Group derecognises a financial liability when its contractual obligations are discharged, cancelled or expired.

Financial assets and liabilities are offset and the net amount presented in the statement of financial position when, and only when, the Group currently has a legally enforceable right to offset the amounts and intends either to settle on a net basis or to realise the asset and settle the liability simultaneously.

The Group classifies non-derivative financial liabilities into the other financial liabilities category. Such financial liabilities are initially measured at fair value less any directly attributable transaction costs. Subsequent to initial recognition, these financial liabilities are measured at amortised cost using the effective interest method.

Other financial liabilities comprise trade and other payables and loans and borrowings.

### 3. MATERIAL ACCOUNTING POLICIES (CONT'D)

#### e. Financial Instruments (cont'd)

##### (ii) *Non-derivative financial liabilities (cont'd)*

###### *Interest rate benchmark reform*

When the basis for determining the contractual cash flows of a financial asset or financial liability measured at amortised cost changes as a result of interest rate benchmark reform, the Group updates the effective interest rate of the financial asset or financial liability to reflect the change that is required by the reform. No immediate gain or loss is recognised. A change in the basis for determining the contractual cash flows is required by interest rate benchmark reform if the following conditions are met:-

- the change is necessary as a direct consequence of the reform; and
- the new basis for determining the contractual cash flows is economically equivalent to the previous basis – i.e. the basis immediately before the change.

When changes were made to a financial asset or financial liability in addition to changes to the basis for determining the contractual cash flows required by interest rate benchmark reform, the Group first updates the effective interest rate of the financial asset or financial liability to reflect the change that is required by interest rate benchmark reform. After that, the Group applies the policies on accounting for modifications to the additional changes.

##### (iii) *Share capital*

Ordinary shares are classified as equity. Incremental costs directly attributable to the issue of ordinary shares are recognised as a deduction from equity, net of any tax effects.

Where share capital recognised as equity is repurchased (treasury shares), the amount of the consideration paid, which includes directly attributable costs, net of any tax effects, is recognised as a deduction from equity. Repurchased shares are classified as treasury shares and are presented in the reserve for own share account. Where treasury shares are sold or reissued subsequently, the amount received is recognised as an increase in equity, and the resulting surplus or deficit on the transaction is presented in non-distributable capital reserve.

##### (iv) *Perpetual securities*

The perpetual securities do not have a maturity date and coupon payment is optional at the discretion of the Group. As the Group does not have a contractual obligation to repay the principal nor make any distributions, perpetual securities are classified as equity.

Any distributions made are treated as dividends and directly debited from equity. Incremental costs directly attributable to the issue of the perpetual securities are deducted against the proceeds from the issue.

##### (v) *Derivative financial instruments and hedge accounting*

The Group holds derivative financial instruments to hedge its foreign currency and interest rate risk exposures. Embedded derivatives are separated from the host contract and accounted for separately if the host contract is not a financial asset and the economic characteristics and risks of the host contract and the embedded derivative are not closely related, a separate instrument with the same terms as the embedded derivative would meet the definition of a derivative, and the combined instrument is not measured at fair value through profit or loss. The method of recognising the resulting gain or loss depends on whether the derivative is designated as a hedging instrument, and if so, the nature of the item being hedged. The Group designates each hedge as either: (a) fair value hedge; (b) cash flow hedge; or (c) net investment hedge.

# NOTES TO THE FINANCIAL STATEMENTS

For the year ended 30 June 2024

## 3. MATERIAL ACCOUNTING POLICIES (CONT'D)

### e. Financial Instruments (cont'd)

#### (v) *Derivative financial instruments and hedge accounting (cont'd)*

On initial designation of the derivative as the hedging instrument, the Group formally documents the economic relationship between the hedging instrument and hedged item, including the risk management objectives and strategy in undertaking the hedge transaction and the hedged risk, together with the methods that will be used to assess the effectiveness of the hedging relationship. The Group makes an assessment, both at the inception of the hedge relationship as well as on an ongoing basis, of whether the hedging instruments are expected to be highly effective in offsetting the changes in the fair value or cash flows of the respective hedged items attributable to the hedged risk. For a cash flow hedge of a forecast transaction, the transaction should be highly probable to occur and should present an exposure to variations in cash flows that could ultimately affect reported profit or loss.

Derivatives are recognised initially at fair value; attributable transaction costs are recognised in the profit or loss when incurred. Subsequent to initial recognition, derivatives are measured at fair value, and changes therein are accounted for as described below.

#### **Hedges directly affected by interest rate benchmark reform**

Phase 2 amendments: Replacement of benchmark interest rates - when there is no longer uncertainty arising from interest rate benchmark reform

When the basis for determining the contractual cash flows of the hedged item or the hedging instrument changes as a result of interest rate benchmark reform and therefore there is no longer uncertainty arising about the cash flows of the hedged item or the hedging instrument, the Group amends the hedge documentation of that hedging relationship to reflect the change(s) required by interest rate benchmark reform. A change in the basis for determining the contractual cash flows is required by interest rate benchmark reform if the following conditions are met:-

- the change is necessary as a direct consequence of the reform; and
- the new basis for determining the contractual cash flows is economically equivalent to the previous basis - i.e., the basis immediately before the change.

For this purpose, the hedge designation is amended only to make one or more of the following changes:-

- designating an alternative benchmark rate as the hedged risk;
- updating the description of hedged item, including the description of the designated portion of the cash flows or fair value being hedged; or
- updating the description of the hedging instrument.

The Group amends the description of the hedging instrument only if the following conditions are met:-

- it makes a change required by interest rate benchmark reform by changing the basis for determining the contractual cash flows of the hedging instrument or the chosen approach is economically equivalent to changing the basis for determining the contractual cash flows of the original hedging instrument; and
- the original hedging instrument is not derecognised.

The Group amends the formal hedge documentation by the end of the reporting period during which a change required by interest rate benchmark reform is made to the hedged risk, hedged item or hedging instrument. These amendments in the formal hedge documentation do not constitute the discontinuation of the hedging relationship or the designation of a new hedging relationship.

### 3. MATERIAL ACCOUNTING POLICIES (CONT'D)

#### e. Financial Instruments (cont'd)

##### (v) *Derivative financial instruments and hedge accounting (cont'd)*

##### **Hedges directly affected by interest rate benchmark reform (cont'd)**

##### Phase 2 amendments: Replacement of benchmark interest rates - when there is no longer uncertainty arising from interest rate benchmark reform (cont'd)

If changes are made in addition to those changes required by interest rate benchmark reform described above, then the Group first considers whether those additional changes result in the discontinuation of the hedge accounting relationship. If the additional changes do not result in discontinuation of the hedge accounting relationship, then the Group amends the formal hedge documentation for changes required by interest rate benchmark reform as mentioned above.

When the interest rate benchmark on which the hedged future cash flows had been based is changed as required by interest rate benchmark reform, for the purpose of determining whether the hedged future cash flows are expected to occur, the Group deems that the hedging reserve recognised in OCI for that hedging relationship is based on the alternative benchmark rate on which the hedged future cash flows will be based.

##### *Cash flow hedges*

The Group designates certain derivatives as hedging instruments to hedge the variability in cash flows associated with highly probable forecast transactions arising from changes in foreign exchange rates and interest rates.

When a derivative is designated as a cash flow hedging instrument, the effective portion of changes in the fair value of the derivative is recognised in OCI and accumulated in the hedging reserve. The effective portion of changes in the fair value of the derivative that is recognised in OCI is limited to the cumulative change in fair value of the hedged item, determined on a present value basis, from inception of the hedge. Any ineffective portion of changes in the fair value of the derivative is recognised immediately in profit or loss.

The Group designates only the change in fair value of the spot element of forward exchange contracts as the hedging instrument in cash flow hedging relationships. The change in fair value of the forward element of forward exchange contracts ('forward points') is separately accounted for as a cost of hedging and recognised in cost of hedging reserve within equity.

When the hedged forecast transaction subsequently results in the recognition of a non-financial item such as inventory, the amount accumulated in the hedging reserve and the cost of hedging reserve is included directly in the initial cost of the non-financial item when it is recognised.

For all other hedged forecast transactions, the amount accumulated in the hedging reserve and the cost of hedging reserve is reclassified to profit or loss in the same period or periods during which the hedged expected future cash flows affect profit or loss.

If the hedge no longer meets the criteria for hedge accounting or the hedging instrument is sold, expires, is terminated or is exercised, then hedge accounting is discontinued prospectively. When hedge accounting for cash flow hedges is discontinued, the amount that has been accumulated in the hedging reserve and the cost of hedging reserve remains in equity until, for a hedge of a transaction resulting in recognition of a non-financial item, it is included in the non-financial item's cost on its initial recognition or, for other cash flow hedges, it is reclassified to profit or loss in the same period or periods as the hedged expected future cash flows affect profit or loss.

If the hedged future cash flows are no longer expected to occur, then the amounts that have been accumulated in the hedging reserve and the cost of hedging reserve are immediately reclassified to profit or loss.

# NOTES TO THE FINANCIAL STATEMENTS

For the year ended 30 June 2024

## 3. MATERIAL ACCOUNTING POLICIES (CONT'D)

### e. Financial Instruments (cont'd)

#### (v) *Derivative financial instruments and hedge accounting (cont'd)*

##### *Net investment hedges*

The Group designates certain derivatives and non-derivative financial liabilities as hedges of foreign exchange risk on a net investment in a foreign operation.

When a derivative instrument or a non-derivative financial liability is designated as the hedging instrument in a hedge of a net investment in a foreign operation, the effective portion of changes in the fair value of a derivative or foreign exchange gains and losses for a non-derivative is recognised in OCI and presented in the translation reserve within equity. Any ineffective portion of the changes in the fair value of the derivative or foreign exchange gains and losses on the non-derivative is recognised immediately in profit or loss. The amount recognised in OCI is fully or partially reclassified to profit or loss as a reclassification adjustment on disposal or partial disposal of the foreign operation, respectively.

### f. Inventories

#### (i) *Development properties for sale*

Development properties are measured at the lower of cost and net realisable value. Cost includes acquisition costs, development expenditure, capitalised borrowing costs (applicable to construction of a development for which revenue is to be recognised at a point in time) and other costs directly attributable to the development activities. When the use of a property changes such that it is reclassified as investment property, the property will be transferred at fair value and the fair value gain / loss will be recognised in profit or loss under cost of sales.

Net realisable value is the estimated selling price in the ordinary course of business, less estimated costs of completion and selling expenses.

#### (ii) *Others*

Other inventories are stated at the lower of cost and net realisable value. Cost is calculated using the weighted average cost formula and comprises all costs of purchase, costs of conversion and other costs incurred in bringing the inventories to their present location and condition.

### g. Impairment

#### (i) *Non-derivative financial assets*

The Group assesses on a forward looking basis the expected credit losses (ECL) associated with its financial assets carried at amortised cost and FVOCI, contract assets and financial guarantee contracts. For trade receivables and contract assets, the Group applies the simplified approach permitted by SFRS(I) 9, which requires expected lifetime losses to be recognised from initial recognition of the receivables. The Group applies the general approach of 12-month ECL at initial recognition for all other financial assets.

At each reporting date, the Group assesses whether financial assets carried at amortised cost and contract assets are credit-impaired. A financial asset is 'credit-impaired' when one or more events that have a detrimental impact on the estimated future cash flows of the financial asset have occurred.



### 3. MATERIAL ACCOUNTING POLICIES (CONT'D)

#### g. Impairment (cont'd)

##### (i) *Non-derivative financial assets (cont'd)*

Evidence that a financial asset is credit-impaired includes the following observable data:-

- significant financial difficulty of the borrower or issuer;
- a breach of contract such as a default or being more than 90 days past due;
- the restructuring of a loan or advance by the Group on terms that the Group would not consider otherwise;
- it is probable that the borrower will enter bankruptcy or other financial reorganisation; or
- the disappearance of an active market for a security because of financial difficulties.

When determining whether the credit risk of a financial asset has increased significantly since initial recognition and when estimating ECLs, the Group considers reasonable and supportable information that is relevant and available without undue cost or effort. This includes both quantitative and qualitative information and analysis, based on the Group's historical experience and informed credit assessment and includes forward-looking information.

If credit risk has not increased significantly since initial recognition or if the credit quality of the financial instruments improves such that there is no longer a significant increase in credit risk since initial recognition, loss allowance is measured at an amount equal to 12-month ECLs.

The Group considers a contract asset to be in default when the customer is unlikely to pay its contractual obligations to the Group in full, without recourse by the Group to actions such as realising security (if any is held).

The maximum period considered when estimating ECLs is the maximum contractual period over which the Group is exposed to credit risk.

##### (ii) *Non-financial assets*

The carrying amounts of the Group's non-financial assets, other than investment properties, inventories, contract assets and deferred tax assets, are reviewed at each reporting date to determine whether there is any indication of impairment. If any such indication exists, then the asset's recoverable amount is estimated. An impairment loss is recognised if the carrying amount of an asset or its related cash-generating unit ("CGU") exceeds its estimated recoverable amount.

The recoverable amount of an asset or CGU is the greater of its value in use and its fair value less cost to sell. In assessing value in use, the estimated future cash flows are discounted to their present value using a pre-tax discount rate that reflects current market assessments of the time value of money and the risks specific to the assets or CGU. For the purpose of impairment testing, assets that cannot be tested individually are grouped together into the smallest group of assets that generates cash inflows from continuing use that are largely independent of the cash inflows of other assets or CGUs. Subject to an operating segment ceiling test, for the purposes of goodwill impairment testing, CGUs to which goodwill has been allocated are aggregated so that the level at which impairment testing is performed reflects the lowest level at which goodwill is monitored for internal reporting purposes. Goodwill acquired in a business combination is allocated to groups of CGUs that are expected to benefit from the synergies of the combination.

Impairment losses are recognised in profit or loss. Impairment losses recognised in respect of CGUs are allocated first to reduce the carrying amount of any goodwill allocated to the CGU (group of CGUs), and then to reduce the carrying amounts of the other assets in the CGU (group of CGUs) on a *pro rata* basis.

# NOTES TO THE FINANCIAL STATEMENTS

For the year ended 30 June 2024

## 3. MATERIAL ACCOUNTING POLICIES (CONT'D)

### g. Impairment (cont'd)

#### (ii) *Non-financial assets (cont'd)*

An impairment loss in respect of goodwill is not reversed. In respect of other assets, impairment losses recognised in prior periods are assessed at each reporting date for any indications that the loss has decreased or no longer exists. An impairment loss is reversed if there has been a change in the estimates used to determine the recoverable amount. An impairment loss is reversed only to the extent that the asset's carrying amount does not exceed the carrying amount that would have been determined, net of depreciation or amortisation, if no impairment loss had been recognised.

Goodwill that forms part of the carrying amount of an investment in an associate or joint venture is not recognised separately, and therefore is not tested for impairment separately. Instead, the entire amount of the investment in an associate or joint venture is tested for impairment as a single asset when there is objective evidence that the investment in an associate or joint venture may be impaired.

### h. Employee Benefits

#### (i) *Short-term employee benefits*

Short-term employee benefit obligations are measured on an undiscounted basis and are expensed as the related service is provided. A liability is recognised for the amount expected to be paid under short-term cash bonus if the Group has a present legal or constructive obligation to pay this amount as a result of past service provided by the employee and the obligation can be estimated reliably.

#### (ii) *Defined contribution plans*

A defined contribution plan is a post-employment benefit plan under which an entity pays fixed contributions into a separate entity and will have no legal or constructive obligation to pay further amounts. Obligations for contributions to defined contribution pension plans are recognised as employee benefit expense in profit or loss in the periods during which related services are rendered by employees.

#### (iii) *Share-based payments transactions*

The grant date fair value of share-based payment awards granted to employees is recognised as an employee expense, with a corresponding increase in equity, over the period that the employees unconditionally become entitled to the awards. The amount recognised as an expense is adjusted to reflect the number of awards for which the related service and non-market performance conditions are expected to be met, such that the amount ultimately recognised as an expense is based on the number of awards that meet the related service and non-market performance conditions at the vesting date. For share-based payment awards with non-vesting conditions, the grant date fair value of the share-based payment is measured to reflect such conditions and there is no true-up for differences between expected and actual outcomes.

### i. Provisions

A provision is recognised if, as a result of a past event, the Group has a present legal or constructive obligation that can be estimated reliably, and it is probable that an outflow of economic benefits will be required to settle the obligation. Provisions are determined by discounting the expected future cash flows at a pre-tax rate that reflects current market assessments of the time value of money and the risks specific to the liability. The unwinding of the discount is recognised as finance cost.

A provision for levies is recognised when the condition that triggers the payment of the levy, as identified by the legislation, is met.

### 3. MATERIAL ACCOUNTING POLICIES (CONT'D)

#### j. Income Recognition

##### (i) *Sale of development properties*

The Group develops and sells residential projects to customers through fixed-price contracts. Revenue is recognised when the control over the residential project has been transferred to the customer. At contract inception, the Group assesses whether the Group transfers control of the residential project over time or at a point in time by determining if (a) its performance does not create an asset with an alternative use to the Group; and (b) the Group has an enforceable right to payment for performance completed to date.

The residential projects have no alternative use for the Group due to contractual restriction, and the Group has enforceable rights to payment arising from the contractual terms. For these contracts, revenue is recognised over time by reference to the Group's progress towards completing the construction of the residential project. The measure of progress is determined based on the proportion of contract costs incurred to date to the estimated total contract costs. Costs incurred that are not related to the contract or that do not contribute towards satisfying a performance obligation are excluded from the measure of progress and instead are expensed as incurred.

For certain contracts where the Group does not have enforceable right to payment, revenue is recognised only when the completed residential project is delivered to the customers and the customers have accepted it in accordance with the sales contract.

Under certain payment schemes, the time when payments are made by the buyer and the transfer of control of the property to the buyer do not coincide and where the difference between the timing of receipt of the payments and the satisfaction of a performance obligation is 12 months or more, the entity adjusts the transaction price with its customer and recognises a financing component. In adjusting for the financing component, the entity uses a discount rate that would reflect that of a separate financing transaction between the entity and its customer at contract inception. A finance income or finance expense will be recognised depending on the arrangement. The Group has elected to apply the practical expedient not to adjust the transaction price for the existence of significant financing component when the period between the transfer of control of good or service to a customer and the payment date is 12 months or less.

Revenue is measured at the transaction price agreed under the contract. Estimates of revenues, costs or extent of progress toward completion are revised if circumstances change. Any resulting increases or decreases in estimated revenues or costs are reflected in the profit or loss in the period in which the circumstances that give rise to the revision become known by management.

The customer is invoiced on a payment schedule and are typically triggered upon achievement of specified construction milestones. If the value of the goods transferred by the Group exceed the payments, a contract asset is recognised as "contract assets for development properties" under inventories. Conversely, if the payments exceed the value of the goods transferred, a contract liability is recognised as "contract liabilities" under trade and other payables.

For costs incurred in fulfilling the contract, Group will capitalise these as contract costs assets only if (a) these cost relate directly to a contract or an anticipated contract which the Group can specifically identify; (b) these cost generate or enhance resources of the Group that will be used in satisfying (or in continuing to satisfy) performance obligations in the future; and (c) these costs are expected to be recovered. Otherwise, such costs are recognised as an expense immediately.

Capitalised contract costs are subsequently amortised on a systematic basis as the Group recognises the related revenue over time. An impairment loss is recognised in the profit or loss to the extent that the carrying amount of capitalised contract costs exceeds the expected remaining consideration less any directly related costs not yet recognised as expenses.

# NOTES TO THE FINANCIAL STATEMENTS

For the year ended 30 June 2024

## 3. MATERIAL ACCOUNTING POLICIES (CONT'D)

### j. Income Recognition (cont'd)

#### (ii) Hotel income

Revenue for hotel operations is recognised upon rendering of the relevant services.

#### (iii) Rental income

Rental income from investment property is recognised in profit or loss on a straight-line basis over the term of the lease. Lease incentives granted are recognised as an integral part of the total rental income over the term of the lease. Rental income from subleased property is recognised as other income.

#### (iv) Dividends

Dividend income is recognised on the date that the Group's right to receive payment is established.

### k. Leases

At inception of a contract, the Group assesses whether a contract is, or contains, a lease. A contract is, or contains, a lease if the contract conveys the right to control the use of an identified asset for a period of time in exchange for consideration.

#### **As a lessor**

The Group leases out its investment properties and has classified these leases as operating leases.

When the Group acted as a lessor, it determined at lease inception whether each lease was a finance lease or an operating lease.

To classify each lease, the Group made an overall assessment of whether the lease transferred substantially all of the risks and rewards incidental to ownership of the underlying asset. If this was the case, then the lease was a finance lease; if not, then it was an operating lease. As part of this assessment, the Group considered certain indicators such as whether the lease was for the major part of the economic life of the asset.

Rental income from investment property is recognised as "revenue" on a straight-line basis over the term of the lease. Rental income from sub-leased property is recognised as other income.

### l. Finance Income and Finance Costs

The Group has presented interest income on financial assets that are subsequently measured at amortised costs or FVOCI as part of "net finance costs" because it does not consider it as part of its revenue-generating activities. Interest income is recognised on an accrual basis using the effective interest method.

Borrowing costs are recognised in profit or loss using the effective interest method, except to the extent that they are capitalised as being directly attributable to the acquisition, construction or production of an asset which necessarily takes a substantial period of time to be prepared for its intended use or sale.

### 3. MATERIAL ACCOUNTING POLICIES (CONT'D)

#### m. Tax

Tax expense comprises current and deferred tax. Current tax and deferred tax are recognised in the profit or loss except to the extent that it relates to a business combination, or items recognised directly in equity or in other comprehensive income.

Current tax is the expected tax payable or receivable on the taxable income or loss for the year, using tax rates enacted or substantively enacted at the reporting date, and any adjustment to tax payable in respect of previous years. The amount of current tax payable or receivable is the best estimate of the tax amount expected to be paid or received that reflects uncertainty related to income taxes, if any.

Deferred tax is recognised in respect of temporary differences between the carrying amounts of assets and liabilities for financial reporting purposes and the amounts used for taxation purposes.

Deferred tax is not recognised for:-

- temporary differences on the initial recognition of assets or liabilities in a transaction that is not a business combination and that affects neither accounting or taxable profit or loss;
- temporary differences related to investments in subsidiaries, associates and joint arrangements to the extent that the Group is able to control the timing of the reversal of the temporary differences and it is probable that they will not reverse in the foreseeable future; and
- taxable temporary differences arising on the initial recognition of goodwill.

The measurement of deferred taxes reflects the tax consequences that would follow the manner in which the Group expects, at the end of the reporting period, to recover or settle the carrying amount of its assets and liabilities. For investment properties that are measured at fair value, the presumption that the carrying amounts will be recovered through sale has not been rebutted, except where the investment properties are held within a business model whose business objective is to consume substantially all of the economic benefits embodied in the investment properties over time. In such cases, deferred tax is measured at the tax rates that are expected to be applied to temporary differences when they reverse, based on the laws that have been enacted or substantively enacted by the reporting date.

Deferred tax assets and liabilities are offset only if certain criteria are met.

A deferred tax asset is recognised for unused tax losses, tax credits and deductible temporary differences, to the extent that it is probable that future taxable profits will be available against which they can be utilised. Deferred tax assets are reviewed at each reporting date and are reduced to the extent that it is no longer probable that the related tax benefit will be realised.

In determining the amount of current and deferred tax, the Group takes into account the impact of uncertain tax positions and whether additional taxes and interest may be due. The Group believes that its accruals for tax liabilities are adequate for all open tax years based on its assessment of many factors, including interpretations of tax law and prior experience. This assessment relies on estimates and assumptions and may involve a series of judgements about future events. New information may become available that causes the Group to change its judgement regarding the adequacy of existing tax liabilities; such changes to tax liabilities will impact tax expense in the period that such a determination is made.

# NOTES TO THE FINANCIAL STATEMENTS

For the year ended 30 June 2024

## 3. MATERIAL ACCOUNTING POLICIES (CONT'D)

### n. Earnings Per Share

The Group presents basic and diluted earnings per share ("EPS") data for its ordinary shares. Basic EPS is calculated by dividing the profit or loss attributable to ordinary equity holders of the Company by the weighted average number of ordinary shares outstanding during the year, adjusted for own shares held. Diluted EPS is determined by adjusting the profit or loss attributable to ordinary equity holders and the weighted average number of ordinary shares outstanding, adjusted for own shares held, for the effects of all dilutive potential ordinary shares.

### o. Segment Reporting

An operating segment is a component of the Group that engages in business activities from which it may earn revenues and incur expenses, including revenues and expenses that relate to transactions with any of the Group's other components. All operating segments' operating results are reviewed regularly by the Group Chief Executive Officer ("GCEO") (the chief operating decision maker) to make decisions about resources to be allocated to the segment and assess its performance, and for which discrete financial information is available.

Segment results that are reported to the GCEO include items directly attributable to a segment as well as those that can be allocated on a reasonable basis. Unallocated items comprise mainly assets, liabilities and expenses relating to the Group's corporate office and treasury operations.

Segment capital expenditure is the total cost incurred during the year to acquire property, plant and equipment, and investment properties.

### p. Cash and Cash Equivalents

Cash and cash equivalents comprise cash balance and short-term deposits with maturities of three months or less from the date of acquisition that are subject to insignificant risk of changes in their fair value and are used by the Group in the management of its short-term commitments. For the purposes of statement of cash flows, bank overdrafts that are repayable on demand and that form an integral part of the Group's cash management are included in cash and cash equivalents.

#### 4. PROPERTY, PLANT AND EQUIPMENT AND RIGHT-OF-USE ASSETS

	Freehold land \$'000	Freehold land and buildings \$'000	Leasehold land and buildings \$'000	Furniture, fittings and other equipment \$'000	Motor vehicles \$'000	Right- of-use assets \$'000	Total \$'000
<b>Group</b>							
<b>Cost</b>							
At 1 July 2022	715	135,803	364,992	45,323	2,728	4,397	553,958
Additions	-	9	-	1,281	1,356	3,222	5,868
Disposals	-	(340)	-	(1,591)	(1,526)	-	(3,457)
Written off	-	-	-	(64)	(64)	(266)	(394)
Translation differences	(58)	(10,983)	(3,034)	(2,261)	(91)	(405)	(16,832)
At 30 June 2023	657	124,489	361,958	42,688	2,403	6,948	539,143
At 1 July 2023	657	124,489	361,958	42,688	2,403	6,948	539,143
Additions	-	4,014	-	4,899	22	235	9,170
Disposals	-	(80)	-	(991)	-	(450)	(1,521)
Written off	-	-	-	(11)	-	-	(11)
Translation differences	(7)	(1,257)	(345)	(232)	(10)	(51)	(1,902)
At 30 June 2024	650	127,166	361,613	46,353	2,415	6,682	544,879
<b>Accumulated Depreciation</b>							
At 1 July 2022	-	19,875	35,876	34,066	2,695	2,039	94,551
Depreciation charge for the year	-	2,329	5,615	3,397	127	692	12,160
Disposals	-	-	-	(885)	(1,526)	-	(2,411)
Written off	-	-	-	(62)	(64)	(266)	(392)
Translation differences	-	(1,712)	(981)	(1,528)	(88)	(102)	(4,411)
At 30 June 2023	-	20,492	40,510	34,988	1,144	2,363	99,497
At 1 July 2023	-	20,492	40,510	34,988	1,144	2,363	99,497
Depreciation charge for the year	-	2,223	5,464	2,406	277	645	11,015
Disposals	-	-	-	(973)	-	(449)	(1,422)
Written off	-	-	-	(10)	-	-	(10)
Translation differences	-	(204)	(113)	(169)	(8)	(30)	(524)
At 30 June 2024	-	22,511	45,861	36,242	1,413	2,529	108,556
<b>Carrying Amounts</b>							
At 1 July 2022	715	115,928	329,116	11,257	33	2,358	459,407
At 30 June 2023	657	103,997	321,448	7,700	1,259	4,585	439,646
At 30 June 2024	650	104,655	315,752	10,111	1,002	4,153	436,323

- The Group's property, plant and equipment with a carrying amount of \$407.5 million (2023: \$408.2 million) have been mortgaged to secure loan facilities granted to the Group (note 17).
- The Group's depreciation charge for the year of \$11.0 million (2023: \$12.2 million) is recognised in the administrative expenses.

# NOTES TO THE FINANCIAL STATEMENTS

For the year ended 30 June 2024

## 5. INVESTMENT PROPERTIES

	Group	
	30 June 2024	30 June 2023
Note	\$'000	\$'000
At 1 July	6,202,902	5,931,715
Additions	76,097	158,291
Reclassification from development properties	239,803	-
Changes in fair values recognised in profit or loss	40,214	156,271
Translation differences recognised in other comprehensive income	(3,380)	(43,375)
At 30 June	<b>6,555,636</b>	6,202,902
Comprising:-		
Completed investment properties	6,260,022	3,770,300
Investment properties under development	295,614	2,432,602
	<b>6,555,636</b>	6,202,902

Investment properties comprise commercial properties, and reversionary interests in freehold land and commercial properties.

- a. The Group's investment properties with a carrying value of \$5,966.8 million (2023: \$5,628.5 million) have been mortgaged to secure loan facilities granted to the Group (note 17).
- b. During the financial year, interest expense capitalised as cost of investment properties amounted to \$12.6 million (2023: \$41.5 million) (note 22) and is included in additions.
- c. During the financial year, a high-rise office tower ("North Tower") in Guoco Changfeng City, Shanghai was transferred from development properties to investment properties due to change in use to hold the asset for capital appreciation and rental income. Accordingly, the property was transferred at fair value and the fair value gain of \$123.7 million (2023: Nil) was recognised in profit or loss under cost of sales (note 23).
- d. The commercial properties of the Group are held mainly for use by tenants under operating lease. Minimum lease payments receivable under non-cancellable operating leases of investment properties and not recognised in the financial statements are as follows:-

	Group	
	30 June 2024	30 June 2023
	\$'000	\$'000
<b>Operating lease under SFRS(I) 16</b>		
Within 1 year	238,179	212,601
Between 1 to 2 years	215,230	206,815
Between 2 to 3 years	173,736	173,427
Between 3 to 4 years	125,859	130,889
Between 4 to 5 years	88,182	96,519
After 5 years	44,147	13,489
	<b>885,333</b>	833,740



## 5. INVESTMENT PROPERTIES (CONT'D)

### e. Fair value hierarchy

Investment properties are stated at fair value based on independent valuations. The fair value of investment properties is determined by external independent property valuers, which have appropriate recognised professional qualifications and recent experience in the location and category of property being valued. The independent valuers provide the fair values of the Group's investment property portfolio annually. The fair values are based on market values being the estimated amount for which a property could be exchanged on the date of the valuation between a willing buyer and a willing seller in an arm's length transaction after proper marketing wherein the parties had each acted knowledgeably.

The fair value measurement for the investment properties have been categorised as Level 3 fair values based on the inputs to the valuation techniques used (note 2e).

Independent valuations were carried out by the following valuers on the dates stated below:-

Valuer	2024 Valuation Date	2023 Valuation Date
CBRE	June 2024	June 2023
Savills	June 2024	June 2023
Cheston International	June 2024	June 2023

The valuers have considered valuation techniques including the direct comparison method, income capitalisation method and residual land method in determining the open market values. The specific risks inherent in each of the properties are taken into consideration in arriving at the valuations.

The direct comparison method involves the analysis of comparable sales of similar properties and adjusting the sale prices to that reflective of the investment properties, taking into consideration the location, tenure, age of development, trade mix, lettable area, condition, facilities within the development, standard of finishes and fittings as well as date of transaction.

The income capitalisation approach is an investment approach whereby the gross passing income has been adjusted to reflect anticipated operating costs and an ongoing vacancy to produce a net income on a fully leased basis. The adopted fully leased net income is capitalised over the remaining term of the lease from the date of valuation at an appropriate investment yield which reflects the nature, location and tenancy profile of the property together with current market investment criteria.

The residual land method involves the deduction of the estimated total development and related costs, together with developer's profit margin, from the gross development value assuming it was completed as at the date of valuation. In estimating the gross development value, the valuer has considered the sale of comparable properties and adjustments are made to reflect the differences in location, tenure, size, standard of finishes and fittings as well as the dates of transactions.

## NOTES TO THE FINANCIAL STATEMENTS

For the year ended 30 June 2024

### 5. INVESTMENT PROPERTIES (CONT'D)

f. Valuation techniques and significant unobservable inputs

The following table shows the Group's valuation techniques used in measuring the fair value of investment properties and the key unobservable inputs used:-

Type of investment properties	Valuation Method	Key unobservable inputs			Inter-relationship between key unobservable inputs and fair value measurement
		Singapore	China	Malaysia	
Commercial properties	• Direct comparison method	• Sales prices of \$3,010 to \$4,123 (2023: \$3,001 to \$3,212) per square feet (psf)			The estimated fair value increases when sales price and gross development value increases and capitalisation rate decreases
	• Income capitalisation method	• Capitalisation rate of 3.3% to 4.5% (2023: 3.3% to 4.5%)	• Capitalisation rate of 3.8% to 4.5% (2023: 3.8% to 4.5%)	• Capitalisation rate of 4.0% to 6.0% (2023: 4.0% to 6.0%)	
Commercial properties under development	• Residual land method	• Gross development value of \$3,380 to \$4,122 (2023: \$3,350 to \$3,902) psf			
Reversionary interest in freehold land and commercial properties	• Direct comparison method	• Sales prices of \$244 to \$994 (2023: \$226 to \$926) psf			
	• Residual land method	• Gross development value of \$3,520 (2023: \$3,450) psf			

## 6. SUBSIDIARIES

	Note	Company	
		30 June 2024 \$'000	30 June 2023 \$'000
a. Unquoted shares, at cost		<b>1,156,766</b>	911,303
Less: Impairment loss		<b>(233,088)</b>	(67,303)
		<b>923,678</b>	844,000
Amounts due from subsidiaries		<b>1,229,769</b>	1,422,068
Less: Impairment loss		<b>(458)</b>	(108,458)
		<b>1,229,311</b>	1,313,610
		<b>2,152,989</b>	2,157,610
Non-current amounts due to subsidiaries	19	<b>(2,111)</b>	(3,795)

The amounts due from/to subsidiaries are unsecured, interest-free and not expected to be repaid in the next 12 months from 30 June 2024.

The investments in and amounts due from these subsidiaries were written down to their respective recoverable amounts, determined using the net asset values of the subsidiaries. The net asset values, which take into consideration the fair values of the underlying assets held by the subsidiaries, approximate the fair values of the subsidiaries. The fair values were categorised as Level 3 fair value measurements. Costs of disposal were assessed as insignificant.

In the previous financial year, an incremental impairment loss of \$76.0 million was made in respect of the amount due from a subsidiary of \$233.4 million. During the financial year, the outstanding amount was converted to equity shares of the subsidiary. Correspondingly, its related impairment loss of \$108.0 million was reversed. Management has assessed its investment in this subsidiary and an impairment loss of \$99.4 million was recognised during the financial year in view that the recoverable amount is less than the carrying amount.

In addition, the Company recognised an impairment loss on investment in another subsidiary of \$71.5 million due to the uncertain outlook of the China's property development market (2023: reversal of impairment loss of \$26.6 million, due to improved performance in the hotel businesses).

The Company's exposure to credit risk on amounts due from subsidiaries is disclosed in note 30.

# NOTES TO THE FINANCIAL STATEMENTS

For the year ended 30 June 2024

## 6. SUBSIDIARIES (CONT'D)

b. The details of significant subsidiaries in the Group are as follows:-

	Country of incorporation/ Principal place of business	Ownership interest/ Voting rights held by the Group	
		30 June 2024	30 June 2023
		%	%
<b>(i) Directly held by the Company</b>			
GLL IHT Pte. Ltd.	Singapore	100.00	100.00
GuocoLand (Singapore) Pte. Ltd.	Singapore	100.00	100.00
GuocoLand (China) Limited	Bermuda	100.00	100.00
GuoSon Assets China Limited	Hong Kong	100.00	100.00
GLL Chongqing 18 Steps Pte. Ltd.	Singapore	75.00	75.00
GLL (Malaysia) Pte. Ltd.	Singapore	100.00	100.00
GuocoLand Hotels Pte. Ltd.	Singapore	100.00	100.00
GuocoLand Management Pte. Ltd.	Singapore	100.00	100.00
<b>(ii) Directly and indirectly held by GuocoLand (Singapore) Pte. Ltd.</b>			
TPC Commercial Pte. Ltd.	Singapore	80.00	80.00
GLL Land Pte. Ltd.	Singapore	100.00	100.00
GuocoLand Property Maintenance Services Pte. Ltd.	Singapore	100.00	100.00
GuocoLand Property Management Pte. Ltd.	Singapore	100.00	100.00
Wallich Residence Pte. Ltd.	Singapore	80.00	80.00
Martin Modern Pte. Ltd.	Singapore	100.00	100.00
Midtown Bay Pte. Ltd.	Singapore	70.00	70.00
Guoco Midtown Pte. Ltd.	Singapore	70.00	70.00
Meyer Mansion Pte. Ltd.	Singapore	100.00	100.00
Midtown Modern Pte. Ltd.	Singapore	60.00	60.00
Guoco Midtown II Pte. Ltd.	Singapore	60.00	60.00
Lentor Modern Pte. Ltd.	Singapore	100.00	100.00
Lentor Central Pte. Ltd.	Singapore	100.00	100.00
Lentor Mansion Pte. Ltd. (formerly known as Lentor Gardens Pte Ltd)	Singapore	60.00	60.00
<b>(iii) Directly and indirectly held by GuoSon Assets China Limited</b>			
<sup>5</sup> GuoSon Investment Company Limited	The People's Republic of China	100.00	100.00
Shanghai Xinhaolong Property Development Co., Ltd	The People's Republic of China	100.00	100.00
Shanghai Xinhaolong Property Management Co., Ltd	The People's Republic of China	100.00	100.00
<b>(iv) Directly held by GLL Chongqing 18 Steps Pte. Ltd.</b>			
Chongqing Yuzhong Xinhaojun Real Estate Development Co., Ltd	The People's Republic of China	75.00	75.00
Chongqing Xinhaoren Real Estate Development Co., Ltd	The People's Republic of China	75.00	75.00

## 6. SUBSIDIARIES (CONT'D)

b. The details of significant subsidiaries in the Group are as follows:- (cont'd)

	Country of incorporation/ Principal place of business	Ownership interest/ Voting rights held by the Group	
		30 June 2024	30 June 2023
		%	%
<b>(v) <u>Directly and indirectly held by GLL (Malaysia) Pte. Ltd.</u></b>			
@ GLM Emerald Industrial Park (Jasin) Sdn Bhd	Malaysia	<b>46.24</b>	46.24
@ Damansara City Sdn Bhd	Malaysia	<b>68.00</b>	68.00
@ DC Hotel Sdn Bhd	Malaysia	<b>68.00</b>	68.00
@ DC Parking Sdn Bhd	Malaysia	<b>68.00</b>	68.00
@ DC Town Square Sdn Bhd	Malaysia	<b>68.00</b>	68.00
@ GuocoLand (Malaysia) Berhad	Malaysia	<b>68.00</b>	68.00
▲ GLM Oval Sdn Bhd	Malaysia	<b>68.00</b>	68.00
▲ Titan Debut Sdn Bhd	Malaysia	<b>68.00</b>	68.00
@ GLM Emerald Hills (Cheras) Sdn Bhd	Malaysia	<b>68.00</b>	68.00
@ GLM Emerald Square (Cheras) Sdn Bhd	Malaysia	<b>68.00</b>	68.00
▲ GLM Property Services Sdn Bhd	Malaysia	<b>68.00</b>	68.00
@ GLM IHM Sdn Bhd	Malaysia	<b>68.00</b>	68.00
GLL EWI (HK) Limited	Hong Kong	<b>100.00</b>	100.00
<b>(vi) <u>Directly held by GuocoLand Hotels Pte. Ltd.</u></b>			
TPC Hotel Pte. Ltd.	Singapore	<b>80.00</b>	80.00
^ JB Parade Sdn Bhd	Malaysia	<b>100.00</b>	100.00
▲ PD Resort Sdn Bhd	Malaysia	<b>100.00</b>	100.00

KPMG LLP is the auditors of all significant Singapore incorporated subsidiaries. Other member firms of KPMG International are auditors of significant foreign-incorporated subsidiaries except for the following:-

- @ Audited by Ernst & Young, Malaysia.
- ▲ Audited by Ling Kam Hoong & Co.
- ^ Audited by Grant Thornton Malaysia PLT.
- § Audited by Beijing Zhuodixin Certified Public Accountants

c. Non-controlling interests in subsidiaries

The following subsidiaries have non-controlling interests that are material to the Group:-

	Ownership interest held by NCI	
	30 June 2024	30 June 2023
	%	%
TPC Commercial Pte. Ltd.	<b>20.00</b>	20.00
Guoco Midtown Pte. Ltd.	<b>30.00</b>	30.00
GuocoLand (Malaysia) Berhad Group	<b>32.00</b>	32.00

# NOTES TO THE FINANCIAL STATEMENTS

For the year ended 30 June 2024

## 6. SUBSIDIARIES (CONT'D)

### c. Non-controlling interests in subsidiaries (cont'd)

The following table summarises the financial information of each of the Group's subsidiaries with material NCI, based on their respective (consolidated) financial statements prepared in accordance with SFRS(I), modified for fair value adjustments on acquisition and differences in the Group's accounting policies.

	TPC Commercial Pte. Ltd.		Guoco Midtown Pte. Ltd. (note 28b)		GuocoLand (Malaysia) Berhad Group		Other individually immaterial subsidiaries		Total	
	2024	2023	2024	2023	2024	2023	2024	2023	2024	2023
	\$'000	\$'000	\$'000	\$'000	\$'000	\$'000	\$'000	\$'000	\$'000	\$'000
Non-current assets	2,780,499	2,762,004	2,235,409	2,169,885	290,653	276,361				
Current assets	32,584	38,749	74,142	97,909	336,320	375,995				
Non-current liabilities	(1,440,935)	(1,464,721)	(32,168)	(1,218,163)	(80,447)	(130,563)				
Current liabilities	(28,490)	(26,223)	(1,255,712)	(42,276)	(111,195)	(132,162)				
<b>Net assets</b>	<b>1,343,658</b>	<b>1,309,809</b>	<b>1,021,671</b>	<b>1,007,355</b>	<b>435,331</b>	<b>389,631</b>				
<b>Net assets attributable to NCI</b>	<b>268,732</b>	<b>261,952</b>	<b>306,501</b>	<b>302,206</b>	<b>132,833</b>	<b>131,313</b>	<b>144,283</b>	<b>195,940</b>	<b>852,349</b>	<b>891,411</b>
Revenue	116,833	108,501	76,128	29,096	124,180	131,513				
Profit	33,391	102,294	(5,684)	27,344	15,977	14,853				
Other comprehensive income	-	-	-	-	(4,102)	(35,963)				
<b>Total comprehensive income</b>	<b>33,391</b>	<b>102,294</b>	<b>(5,684)</b>	<b>27,344</b>	<b>11,875</b>	<b>(21,110)</b>				
Profit attributable to NCI	6,678	20,459	(1,705)	8,203	5,833	4,754				
Other comprehensive income attributable to NCI	-	-	-	-	(1,313)	(11,510)				
<b>Total comprehensive income attributable to NCI</b>	<b>6,678</b>	<b>20,459</b>	<b>(1,705)</b>	<b>8,203</b>	<b>4,520</b>	<b>(6,756)</b>	<b>(45,565)</b>	<b>9,569</b>	<b>(36,072)</b>	<b>31,475</b>
Cash flows from operating activities	79,180	80,073	71,735	20,300	23,528	59,112				
Cash flows from/(used in) investing activities	1,001	1,134	(60,919)	(92,495)	(8,278)	649				
Cash flows (used in)/from financing activities	(83,217)	(129,463)	(40,723)	97,578	(36,340)	(44,182)				
<b>Net (decrease)/increase in cash and cash equivalents</b>	<b>(3,036)</b>	<b>(48,256)</b>	<b>(29,907)</b>	<b>25,383</b>	<b>(21,090)</b>	<b>15,579</b>				
Dividends paid to NCI during the year	-	-	-	-	2,990	1,298				

During the financial year, certain non-wholly owned subsidiaries capitalised shareholders' loans of \$6.0 million (2023: \$243.4 million) from non-controlling interests.

## 7. ASSOCIATES AND JOINT VENTURES

	Group	
	30 June 2024 \$'000	30 June 2023 \$'000
Investments in associates		
– quoted	50,320	31,326
– unquoted	31,973	32,439
	<b>82,293</b>	63,765
Investments in joint ventures		
– quoted	-	125,521
– unquoted	126,868	61,406
Amounts due from joint ventures	574,571	268,810
	<b>701,439</b>	455,737
	<b>783,732</b>	519,502

During the financial year, the Group received dividends and distributions of \$73.3 million (2023: \$1.2 million) from its investments in associates and joint ventures.

The details of associates and significant joint ventures are as follows:-

Name of Associates/ Joint Ventures	Principal activities	Country of incorporation/ Principal place of business	Ownership interest/ Voting rights held by the Group	
			30 June 2024 %	30 June 2023 %
<b>Associates</b>				
* <sup>§</sup> Tower Real Estate Investment Trust ("Tower REIT")	Investment in real estate and real estate related assets	Malaysia	22.66	14.73
© GLM Emerald (Sepang) Sdn Bhd ("Emerald Sepang")	Property development and operation of an oil palm estate	Malaysia	32.20	32.20
<b>Joint Ventures</b>				
* EcoWorld International Berhad ("EWI")	Property development	Malaysia/United Kingdom & Australia	-	27.00
▲ Carmel Development Pte. Ltd. ("Carmel")	Property development	Singapore	40.00	40.00
▲ Lentor Hills Development Pte. Ltd. ("Lentor Hills")	Property development	Singapore	30.00	30.00
▲ Lentor Central Park Pte. Ltd. ("Lentor CP")	Property development	Singapore	30.00	-
▲ Springleaf Parcel B Pte. Ltd. ("Springleaf")	Property development	Singapore	60.00	-

\* Audited by other member firms of KPMG International.

© Audited by Ernst & Young, Malaysia.

▲ Audited by KPMG LLP.

<sup>§</sup> Considered to be an associate as the Group has significant influence over the financial and operating policy decisions of the investee, through its subsidiary, GuocoLand (Malaysia) Berhad.

## NOTES TO THE FINANCIAL STATEMENTS

For the year ended 30 June 2024

### 7. ASSOCIATES AND JOINT VENTURES (CONT'D)

At the reporting date, the associates and joint ventures do not have any contingent liabilities. The Group had not recognised losses totalling of \$2.2 million (2023: \$8.9 million) in relation to its interests in joint ventures, because the Group has no obligation in respect of these losses.

The following tables summarise the financial information of each of the Group's associates and material joint ventures based on their respective (consolidated) financial statements prepared in accordance with SFRS(I), modified for fair value adjustments on acquisition and differences in the Group's accounting policies.

#### Associates

Percentage of interest	Tower REIT 33.32%*		Emerald Sepang 45.00%#		Total	
	2024	2023	2024	2023	2024	2023
	\$'000	\$'000	\$'000	\$'000	\$'000	\$'000
Non-current assets	231,184	233,014	59,298	60,149		
Current assets	8,514	918	9,491	9,587		
Non-current liabilities	(73,833)	(82,967)	-	-		
Current liabilities	(2,816)	(6,337)	(4,075)	(4,052)		
<b>Net assets</b>	<b>163,049</b>	<b>144,628</b>	<b>64,714</b>	<b>65,684</b>		
Group's share of net assets	54,328	31,326	29,121	29,558		
Goodwill	-	-	2,852	2,881		
Impairment loss	(4,008)	-	-	-		
<b>Group's carrying amount</b>	<b>50,320</b>	<b>31,326</b>	<b>31,973</b>	<b>32,439</b>	<b>82,293</b>	<b>63,765</b>
Revenue	9,726	10,286	1,932	3,409		
Profit/(Loss) from continuing operations	1,615	(5,726)	(333)	(458)		
Other comprehensive income	(902)	(13,006)	(702)	(6,436)		
<b>Total comprehensive income</b>	<b>713</b>	<b>(18,732)</b>	<b>(1,035)</b>	<b>(6,894)</b>		
Group's interest in net assets of investee at beginning of year	31,326	35,560	32,439	35,542	63,765	71,102
Group's share of profit/(loss)	350	(1,240)	(150)	(206)	200	(1,446)
Group's share of other comprehensive income	(300)	(2,817)	(316)	(2,897)	(616)	(5,714)
Share of total comprehensive income attributable to the Group	50	(4,057)	(466)	(3,103)	(416)	(7,160)
Addition during the year	9,122	-	-	-	9,122	-
Gain on increase in interest in associates	13,917	-	-	-	13,917	-
Impairment loss during the year	(4,008)	-	-	-	(4,008)	-
Dividends received during the year	(87)	(177)	-	-	(87)	(177)
<b>Carrying amount of interest in investee at end of the year</b>	<b>50,320</b>	<b>31,326</b>	<b>31,973</b>	<b>32,439</b>	<b>82,293</b>	<b>63,765</b>

\* The Group has a 68.00% (2023: 68.00%) equity interest in a subsidiary, GuocoLand (Malaysia) Berhad, which in turn holds a 33.32% (2023: 21.66%) equity interest in Tower REIT. The Group's effective equity interest in Tower REIT is 22.66% (2023: 14.73%).

# Emerald Sepang is 40.00% (2023: 40.00%) and 5.00% (2023: 5.00%) owned by GuocoLand (Malaysia) Berhad and a wholly owned subsidiary of the Group respectively. The Group's effective equity interest in Emerald Sepang is 32.20% (2023: 32.20%).



## 7. ASSOCIATES AND JOINT VENTURES (CONT'D)

### *Associates (cont'd)*

During the financial year, the Group has subscribed the rights issue of Tower REIT for a total consideration of \$9.1 million. Pursuant to the rights issue, the Group recognised a gain of \$13.9 million (note 21), representing the excess of the Group's share of the net fair value of the investee's identifiable assets and liabilities over the cost of the investment.

None of the Group's associates are publicly listed entities except for Tower REIT, which is listed on the Malaysia Stock Exchange. Based on its closing price per unit of RM0.33 (2023: RM0.42) (Level 1 in the fair value hierarchy) at the reporting date, the market value of the Group's investment in Tower REIT was \$15.3 million (2023: \$7.3 million). The Group undertook an impairment assessment of its investment in Tower REIT and estimated its recoverable amount, taking into consideration the fair value of the underlying properties held by Tower REIT. Based on the assessment, the Group recognised an impairment loss of \$4.0 million (2023: Nil) (note 21) as the recoverable amount of the investment is below its carrying amount.

### *Joint Ventures*

EWI is a listed joint arrangement in which the Group has joint control via a shareholders' agreement with two other shareholders and 27.00% ownership interest in EWI via an initial public offering on the Malaysia Stock Exchange. EWI is principally engaged in property development in international markets outside of Malaysia, mainly in the United Kingdom and Australia. The entity is structured as a separate vehicle and the Group has residual interest in its net assets. Accordingly, the Group has classified its interest in this entity as a joint venture, which is equity accounted. During the financial year, the Group had disposed its entire interest in EWI to a third party for a cash consideration of \$60.8 million and recognised a loss on disposal of \$9.0 million in other expenses (note 21). At the point of disposal, the Group's carrying amount of investment in EWI was \$48.6 million and translation differences reclassified to profit or loss upon disposal was \$21.2 million.

Carmel is an unlisted joint venture in which the Group has joint control via a shareholders' agreement with two other shareholders and 40.00% ownership interest. Carmel was incorporated by the Group and its related corporation and is based in Singapore, principally engaged in property development. The entity is structured as a separate vehicle and the Group has residual interest in its net assets. Accordingly, the Group has classified its interest in this entity as a joint venture, which is equity accounted. The Group has advanced shareholder's loan to Carmel for the development (note 28f) and the shareholder's loan bears interest of 3.9% (2023: 3.9%) per annum and is repayable at the discretion of the Board of Carmel. The amounts are subordinated to external bank loans of Carmel.

Lentor Hills is an unlisted joint venture in which the Group has joint control via a shareholders' agreement with two other shareholders and 30.00% ownership interest. Lentor Hills was incorporated by the Group and its related corporation and is based in Singapore, principally engaged in property development. The entity is structured as a separate vehicle and the Group has residual interest in its net assets. Accordingly, the Group has classified its interest in this entity as a joint venture, which is equity accounted. The Group has advanced shareholder's loan to Lentor Hills for the development (note 28g) and the shareholder's loan bears interest of 3.9% (2023: 3.9%) per annum and is repayable at the discretion of the Board of Lentor Hills. The amounts are subordinated to external bank loans of Lentor Hills.

## NOTES TO THE FINANCIAL STATEMENTS

For the year ended 30 June 2024

### 7. ASSOCIATES AND JOINT VENTURES (CONT'D)

#### *Joint Ventures (cont'd)*

Lentor CP is an unlisted joint venture in which the Group has joint control via a shareholders' agreement with two other shareholders. The Group's contribution to set up the investment was \$1.2 million and resulted in the Group obtaining a 30.00% investment in Lentor CP. Lentor CP was incorporated during the financial year by the Group and its related corporation and is based in Singapore, principally engaged in property development. The entity is structured as a separate vehicle and the Group has residual interest in its net assets. Accordingly, the Group has classified its interest in this entity as a joint venture, which is equity accounted. The Group has advanced shareholder's loan to Lentor CP for the development (note 28h) and the shareholder's loan bears interest of 3.9% per annum and is repayable at the discretion of the Board of Lentor CP. The amounts are subordinated to external bank loans of Lentor CP.

Springleaf is an unlisted joint venture in which the Group has joint control via a shareholder's agreement with another shareholder. The Group's contribution to set up the investment was \$45.0 million and resulted in the Group obtaining a 60.00% investment in Springleaf. Springleaf was incorporated during the financial year by the Group and its related corporation and is based in Singapore, principally engaged in property development. The entity is structured as a separate vehicle and the Group has residual interest in its net assets. The Group has classified it as a joint venture on the basis that decision on relevant activities requires unanimous consent of parties sharing control. The Group has advanced shareholder's loan to Springleaf for the development (note 28i) and the shareholder's loan bears interest of 3.9% per annum and is repayable at the discretion of the Board of Springleaf. The amounts are subordinated to external bank loans of Springleaf.

At the reporting date, the Group's share of the commitment in respect of capital expenditure contracted but not provided for in the financial statements by the joint ventures relating to development properties was \$174.1 million (2023: \$97.5 million).

None of the Group's joint ventures are publicly listed entities except for EWI, which is listed on the Malaysia Stock Exchange. Based on its closing price per share of RM0.60 (Level 1 in the fair value hierarchy) as at 30 June 2023, the value of the Group's investment in EWI was \$112.5 million. The Group has elected an accounting policy choice to treat the investment as whole. In the previous financial year, the Group undertook an impairment assessment of its investment in EWI and estimated its recoverable amount, taking into consideration the control premium to the fair value of the investment in EWI as a whole (Level 3 in the fair value hierarchy). Based on the assessment, the Group recognised an impairment loss of \$44.0 million in the previous financial year, reflecting the prevailing cautious outlook and market conditions in the United Kingdom.

## 7. ASSOCIATES AND JOINT VENTURES (CONT'D)

### Joint Ventures (cont'd)

Percentage of interest	Carmel 40.00%		Lentor Hills 30.00%		EWI 27.00%		Springleaf 60.00%		Other immaterial joint ventures		Total	
	2024	2023	2024	2023	2024	2023	2024	2023	2024	2023	2024	2023
	\$'000	\$'000	\$'000	\$'000	\$'000	\$'000	\$'000	\$'000	\$'000	\$'000	\$'000	\$'000
Non-current assets	-	-	7,854	-	-	323,998	-	-	-	-	-	-
Current assets	875,648	1,138,498	615,302	693,167	-	299,858	298,132	-	-	-	-	-
Non-current liabilities	(17,563)	(806,297)	(645,332)	(720,725)	-	(78)	(223,132)	-	-	-	-	-
Current liabilities	(769,430)	(287,750)	(926)	(2,331)	-	(19,326)	-	-	-	-	-	-
Non-controlling interest	-	-	-	-	-	(396)	-	-	-	-	-	-
<b>Net assets</b>	<b>88,655</b>	<b>44,451</b>	<b>(23,102)</b>	<b>(29,889)</b>	<b>-</b>	<b>604,056</b>	<b>75,000</b>	<b>-</b>	<b>-</b>	<b>-</b>	<b>-</b>	<b>-</b>
Cash and cash equivalents	290,289	195,430	74,721	13,528	-	223,859	-	-	-	-	-	-
Non-current financial liabilities (excluding trade and other payables and provision)	(17,563)	(806,297)	(645,332)	(720,725)	-	(190)	-	-	-	-	-	-
Current financial liabilities (excluding trade and other payables and provision)	(769,414)	(1,907)	(725)	(19)	-	(332)	-	-	-	-	-	-
Group's share of net assets	35,462	17,781	-	-	-	163,095	45,000	-	-	-	-	-
Goodwill	-	-	-	-	-	53,426	-	-	-	-	-	-
Shareholder's loan	307,305	188,022	84,000	80,788	-	-	133,879	-	-	-	-	-
Impairment loss	-	-	-	-	-	(91,000)	-	-	-	-	-	-
<b>Group's carrying amount</b>	<b>342,767</b>	<b>205,803</b>	<b>84,000</b>	<b>80,788</b>	<b>-</b>	<b>125,521</b>	<b>178,879</b>	<b>-</b>	<b>95,793</b>	<b>43,625</b>	<b>701,439</b>	<b>455,737</b>
Revenue	446,410	768,233	235,163	-	21,040	36,112	-	-	-	-	-	-
Depreciation	-	-	-	-	(137)	(394)	-	-	-	-	-	-
Interest income	6,816	3,407	2,206	93	4,023	6,568	-	-	-	-	-	-
Interest expense	(30,745)	(35,746)	(31,873)	(26,072)	(5)	(8,574)	-	-	-	-	-	-
Income tax expense	-	-	-	-	(1,041)	(1,354)	-	-	-	-	-	-
Profit/(Loss) for the year	44,202	44,452	6,787	(29,609)	(18,274)	(46,401)	-	-	-	-	-	-
Other comprehensive income	-	-	-	-	4,669	(30,716)	-	-	-	-	-	-
<b>Total comprehensive income</b>	<b>44,202</b>	<b>44,452</b>	<b>6,787</b>	<b>(29,609)</b>	<b>(13,605)</b>	<b>(77,117)</b>	<b>-</b>	<b>-</b>	<b>-</b>	<b>-</b>	<b>-</b>	<b>-</b>
Group's share of profit/(loss) for the year	17,680	17,781	-	-	(4,934)	(12,528)	-	-	1,846	4,668	14,592	9,921
Group's share of other comprehensive income	-	-	-	-	1,260	(8,293)	-	-	(265)	(3,482)	995	(11,775)
<b>Group's share of total comprehensive income</b>	<b>17,680</b>	<b>17,781</b>	<b>-</b>	<b>-</b>	<b>(3,674)</b>	<b>(20,821)</b>	<b>-</b>	<b>-</b>	<b>1,581</b>	<b>1,186</b>	<b>15,587</b>	<b>(1,854)</b>
Group's interest in net assets of investee at beginning of year	205,803	176,759	80,788	68,466	125,521	190,342	-	-	43,625	47,737	455,737	483,304
Addition during the year	119,284	11,263	3,212	12,322	-	-	178,879	-	50,587	-	351,962	23,585
Disposal during the year	-	-	-	-	(48,636)	-	-	-	-	-	(48,636)	-
Impairment loss during the year	-	-	-	-	-	(44,000)	-	-	-	-	-	(44,000)
Dividends and distributions received during the year	-	-	-	-	(73,211)	-	-	-	-	(1,062)	(73,211)	(1,062)
Repayment of advances	-	-	-	-	-	-	-	-	-	(4,236)	-	(4,236)
Total comprehensive income attributable to the Group	17,680	17,781	-	-	(3,674)	(20,821)	-	-	1,581	1,186	15,587	(1,854)
<b>Carrying amount of interest in investee at end of the year</b>	<b>342,767</b>	<b>205,803</b>	<b>84,000</b>	<b>80,788</b>	<b>-</b>	<b>125,521</b>	<b>178,879</b>	<b>-</b>	<b>95,793</b>	<b>43,625</b>	<b>701,439</b>	<b>455,737</b>

## NOTES TO THE FINANCIAL STATEMENTS

For the year ended 30 June 2024

### 8. DEFERRED TAX

#### a. Deferred Tax Assets and Liabilities

The movements in deferred tax assets and liabilities during the financial year are as follows:-

Group	At 1 July \$'000	Recognised in profit or loss \$'000	Translation differences \$'000	At 30 June \$'000
<b>2024</b>				
<b>Deferred tax liabilities</b>				
Property, plant and equipment (including right-of-use assets)	3,667	-	(10)	3,657
Investment properties	23,572	46,479	(251)	69,800
Development properties	(6,192)	13,615	72	7,495
Investment in joint ventures	675	11	2	688
Deferred tax liabilities	21,722	60,105	(187)	81,640
Set off of tax	-	-	-	-
Net deferred tax liabilities	<b>21,722</b>	<b>60,105</b>	<b>(187)</b>	<b>81,640</b>
<b>Deferred tax assets</b>				
Development properties	13,517	(200)	18	13,335
Lease liabilities	1,220	(1,111)	(67)	42
Loans and borrowings	944	(75)	-	869
Deferred tax assets	15,681	(1,386)	(49)	14,246
Set off of tax	-	-	-	-
Net deferred tax assets	<b>15,681</b>	<b>(1,386)</b>	<b>(49)</b>	<b>14,246</b>
<b>2023</b>				
<b>Deferred tax liabilities</b>				
Property, plant and equipment (including right-of-use assets)	3,758	-	(91)	3,667
Investment properties	21,214	4,607	(2,249)	23,572
Development properties	26,048	(32,739)	499	(6,192)
Investment in joint ventures	1,561	(795)	(91)	675
Deferred tax liabilities	52,581	(28,927)	(1,932)	21,722
Set off of tax	(19,882)	18,768	1,114	-
Net deferred tax liabilities	<b>32,699</b>	<b>(10,159)</b>	<b>(818)</b>	<b>21,722</b>
<b>Deferred tax assets</b>				
Unutilised tax losses	5,730	(5,730)	-	-
Development properties	40,172	(24,915)	(1,740)	13,517
Lease liabilities	614	601	5	1,220
Loans and borrowings	742	202	-	944
Deferred tax assets	47,258	(29,842)	(1,735)	15,681
Set off of tax	(19,882)	18,768	1,114	-
Net deferred tax assets	<b>27,376</b>	<b>(11,074)</b>	<b>(621)</b>	<b>15,681</b>

Tax assets and liabilities are recognised based on estimates made. There may be situations where certain positions may not be fully sustained upon review by tax authorities or new information may become available which impacts the judgement or estimates made.

**8. DEFERRED TAX (CONT'D)****a. Deferred Tax Assets and Liabilities (cont'd)**

As at 30 June 2024, the temporary differences relating to the undistributed profits of subsidiaries amounted to \$248.4 million (2023: \$179.6 million). Deferred tax liabilities of \$24.8 million (2023: \$18.0 million) have not been recognised in respect of the tax that would be payable on the distribution of these accumulated profits as the Group controls the dividend policy of these subsidiaries and it has been determined that it is probable that the profits will not be distributed in the foreseeable future.

**b. Unrecognised Deferred Tax Assets**

Deferred tax assets have not been recognised in respect of the following items:-

	<b>Group</b>	
	<b>30 June 2024</b>	<b>30 June 2023</b>
	<b>\$'000</b>	<b>\$'000</b>
Deductible temporary differences	150	102
Tax losses	209,543	201,283
Unutilised capital allowances	142,997	152,805
	<b>352,690</b>	<b>354,190</b>

The tax losses with expiry dates are as follows:-

	<b>Group</b>	
	<b>30 June 2024</b>	<b>30 June 2023</b>
	<b>\$'000</b>	<b>\$'000</b>
Expiry date:-		
After 1 year but less than 5 years	95,074	88,542

Deferred tax assets have not been recognised in respect of these items because it is not certain as to when the Group can utilise the benefits therefrom. The unutilised tax losses and capital allowances are available for set-off against future profits subject to tax conditions prevailing in the respective countries of the subsidiaries and agreement by the respective tax authorities.

**9. INVENTORIES**

	<b>Group</b>	
	<b>30 June 2024</b>	<b>30 June 2023</b>
<b>Note</b>	<b>\$'000</b>	<b>\$'000</b>
Development properties	2,620,838	3,117,365
Contract assets for development properties	20 710,720	491,742
Consumable stocks	708	914
	<b>3,332,266</b>	<b>3,610,021</b>

## NOTES TO THE FINANCIAL STATEMENTS

For the year ended 30 June 2024

### 9. INVENTORIES (CONT'D)

#### Development properties

During the financial year, cost of development properties included in cost of sales in profit or loss amounted to \$1,135.9 million (2023: \$1,005.8 million).

	Group	
	30 June 2024 \$'000	30 June 2023 \$'000
a. Properties under development, for which revenue is to be recognised over time	1,226,490	1,568,174
Properties under development, for which revenue is to be recognised at a point in time	1,075,013	1,216,207
	<b>2,301,503</b>	2,784,381
b. Completed development properties	277,011	282,892
c. Contract costs	42,324	50,092
Total development properties	<b>2,620,838</b>	3,117,365

The following were capitalised as cost of development properties during the year:-

		Group	
	Note	2024 \$'000	2023 \$'000
Interest expense	22	<b>14,927</b>	37,075

Certain development properties with a carrying amount of \$1,703.6 million (2023: \$2,858.5 million) are under legal mortgages with banks (note 17).

The Group adopts the percentage of completion method of revenue recognition for residential projects under the progressive payment scheme in Singapore and Malaysia. The stage of completion is measured in accordance with the accounting policy stated in note 3j, the Group relies on the experience and work of specialists.

Contract costs mainly relate to commission fees paid to property agents for securing sale contracts for the Group's development properties. During the financial year, \$38.0 million (2023: \$53.4 million) of commission fees paid were capitalised as contract costs. Capitalised commission fees are amortised when the related revenue is recognised. During the financial year, \$45.8 million (2023: \$39.5 million) was amortised. There was no impairment loss in relation to such costs.

The Group recognises an allowance for foreseeable losses on development properties taking into consideration the selling prices of comparable properties, timing of sale launches, location of property, expected net selling prices and development expenditure. Market conditions may, however, change which may affect the future selling prices of the remaining unsold residential units of the development properties and accordingly, the carrying value of development properties for sale may have to be written down in future periods. During the financial year, \$103.8 million of allowance for foreseeable losses (2023: \$1.3 million) has been made in respect of the Group's development properties and are recognised in cost of sales.

### 10. DEPOSITS FOR LAND

At the reporting date, there was no deposits for land. The deposits for land of \$175.2 million as at 30 June 2023 were related to the progressive payment made for the acquisition of a land parcel in Singapore for a planned development of residential properties. The acquisition was completed in July 2023.

**11. TRADE AND OTHER RECEIVABLES, INCLUDING DERIVATIVES**

	Note	Group		Company	
		30 June 2024 \$'000	30 June 2023 \$'000	30 June 2024 \$'000	30 June 2023 \$'000
<b>Current</b>					
Trade receivables	a	165,742	98,031	-	-
Other receivables, deposits and prepayments	b	69,016	58,051	1,156	1,156
Amount due from:-	c				
Joint ventures		23	193	-	-
Associates		4	118	-	-
Related corporations		93	31	-	-
		<b>234,878</b>	156,424	<b>1,156</b>	1,156

- a. The maximum exposure to credit risk for trade receivables at the reporting date by operating segments is:-

	Group	
	30 June 2024 \$'000	30 June 2023 \$'000
GuocoLand Singapore	143,892	76,834
GuocoLand China	4,329	153
GuocoLand Malaysia	16,536	20,137
Others	985	907
	<b>165,742</b>	98,031

The ageing of trade receivables at the reporting date is:-

	Group		Company	
	Gross 30 June 2024 \$'000	Credit loss allowance 30 June 2024 \$'000	Gross 30 June 2023 \$'000	Credit loss allowance 30 June 2023 \$'000
<b>Group</b>				
Not past due	152,395	-	85,320	-
Past due 1 - 30 days	4,980	-	2,072	-
Past due 31 - 90 days	2,296	-	3,357	-
Past due more than 90 days	6,706	(635)	7,917	(635)
	<b>166,377</b>	<b>(635)</b>	98,666	(635)

The Group and the Company's exposure to credit risk and currency risks and expected credit loss for trade and other receivables are disclosed in note 30.

## NOTES TO THE FINANCIAL STATEMENTS

For the year ended 30 June 2024

### 11. TRADE AND OTHER RECEIVABLES, INCLUDING DERIVATIVES (CONT'D)

b. Other Receivables, Deposits and Prepayments

	Note	Group		Company	
		30 June 2024 \$'000	30 June 2023 \$'000	30 June 2024 \$'000	30 June 2023 \$'000
<b>Current</b>					
Deposits		5,210	4,966	-	-
Interest receivable		1,668	1,144	-	-
Prepayments		40,788	31,583	6	6
Tax recoverable		1,082	513	-	-
Derivative assets	12	488	9,683	-	-
Other receivables		20,403	10,762	1,150	1,150
Credit loss allowance for doubtful receivables		(623)	(600)	-	-
		<b>19,780</b>	10,162	<b>1,150</b>	1,150
		<b>69,016</b>	58,051	<b>1,156</b>	1,156

- c. The non-trade amounts due from joint ventures, associates and related corporations are unsecured, interest-free and repayable on demand. No credit loss allowance is recognised on these amounts.

### 12. DERIVATIVE ASSETS

	Note	Group	
		30 June 2024 \$'000	30 June 2023 \$'000
<b>Derivative assets</b>			
<b>Current</b>			
Interest rate swaps	11b	488	9,683

At the reporting date, the Group had entered into interest rate swaps with a notional amount of \$99.9 million (2023: \$986.0 million) to hedge the Group's interest rate exposure.

The Group entered into interest rate swaps as economic hedges for its floating rate borrowings. The Group has elected to apply hedge accounting for these hedges during the financial year. The Group did not elect to apply hedge accounting in the previous financial year.



## 12. DERIVATIVE ASSETS (CONT'D)

### Master netting or similar arrangements

The Group's derivative transactions that are not transacted on an exchange are entered into under International Swaps and Derivatives Association (ISDA) Master Netting Agreements. In general, under such agreements the amounts owed by each counterparty that are due on a single day in respect of all transactions outstanding in the same currency under the agreement are aggregated into a single net amount being payable by one party to the other. In certain circumstances, for example when a credit event such as a default occurs, all outstanding transactions under the agreement are terminated, the termination value is assessed and only a single net amount is due or payable in settlement of all transactions.

The above ISDA agreements do not meet the criteria for offsetting in the statement of financial position. This is because they create a right of set-off of recognised amounts that is enforceable only following an event of default, insolvency or bankruptcy of the Group or the counterparties. In addition, the Group and its counterparties do not intend to settle on a net basis or to realise the assets and settle the liabilities simultaneously.

The tables below set out financial assets and liabilities subject to offsetting, enforceable master netting arrangements and similar agreements.

	Gross amounts of recognised financial instruments \$'000	Gross amounts of recognised financial instruments offset in the statement of financial position \$'000	Net amounts of financial instruments presented in the statement of financial position \$'000	Related financial instruments that are offset \$'000	Net amount \$'000
<b>30 June 2024</b>					
<b>Financial assets</b>					
Interest rate swaps	488	-	488	-	488
<b>30 June 2023</b>					
<b>Financial assets</b>					
Interest rate swaps	9,683	-	9,683	-	9,683

## NOTES TO THE FINANCIAL STATEMENTS

For the year ended 30 June 2024

### 13. CASH AND CASH EQUIVALENTS

	Note	Group		Company	
		30 June 2024 \$'000	30 June 2023 \$'000	30 June 2024 \$'000	30 June 2023 \$'000
Short-term deposits with banks		594,169	589,578	-	-
Cash and bank balances		389,986	300,866	106	85
Cash and cash equivalents		984,155	890,444	106	85
Bank overdrafts	17	-	(862)		
Cash collaterals		(9,948)	(10,127)		
Cash and cash equivalents in the statement of cash flows		974,207	879,455		

Included in the Group's cash and cash equivalents are:-

- Amounts held under the Singapore Housing Developers (Project Account) Rules (the "Rules") totalling \$336.1 million (2023: \$298.2 million), the use of which is subject to restrictions imposed by the Rules;
- Amounts held under the China Housing Developers Restricted Funds Agreement totalling \$59.2 million (2023: \$82.5 million), the use of which is subject to restrictions imposed by the above-mentioned Agreement.
- Amounts held in Malaysia pursuant to Section 7A of the Housing Development (Control and Licensing) Act 1966 totalling \$1.6 million (2023: \$10.7 million), the use of which is restricted from other operations; and

Cash collaterals comprised deposits of \$9.9 million (2023: \$10.1 million) pledged with financial institutions in Singapore for bank loans.

### 14. SHARE CAPITAL

	Company	
	2024 No. of shares	2023 No. of shares
<b>Issued and fully paid ordinary shares, with no par value</b>		
At 1 July and 30 June	<b>1,183,373,276</b>	1,183,373,276

- The holders of ordinary shares are entitled to receive dividends as declared from time to time and are entitled to one vote per share at meetings of the Company. All ordinary shares rank equally with regard to the Company's residual assets.
- As at 30 June 2024, the Trust for GuocoLand Limited Executives Share Scheme 2018 ("ESS 2018") held an aggregate of 72.0 million (2023: 73.5 million) shares in the Company (note 15a) which had been acquired from the market for the purpose of satisfying outstanding share options and shares granted or to be granted to participants under the ESS 2018 (note 26a).

## 14. SHARE CAPITAL (CONT'D)

### Capital Management

The Group's policy is to maintain a strong capital base so as to maintain investor, creditor and market confidence and to sustain future development of the business. The Group monitors the return on capital, which the Group defines as total equity, excluding non-controlling interests, and the level of dividends to ordinary shareholders.

The Group also monitors the net debt to equity ratio, which is defined as net borrowings divided by total equity, excluding non-controlling interests. The Group's net debt to equity ratio at the reporting date was as follows:-

	<b>Group</b>	
	<b>30 June 2024 \$'000</b>	<b>30 June 2023 \$'000</b>
Total loans and borrowings	<b>5,267,467</b>	5,114,224
Cash and cash equivalents	<b>(984,155)</b>	(890,444)
Net debt	<b>4,283,312</b>	4,223,780
Total equity	<b>4,742,389</b>	4,678,533
Net debt to equity ratio	<b>0.90</b>	0.90

The Group seeks to maintain a balance between the higher returns that might be possible with higher levels of borrowings and the advantages and security afforded by a sound capital position.

In addition, from time to time, the Group may purchase shares in the Company from the market. Share purchase allows the Company greater flexibility over its share capital structure with a view to improving, inter alia, its return on equity. The shares which are purchased may be held as treasury shares which the Company or the Trust may transfer to participants for the purposes of or pursuant to the ESS 2018. The use of treasury shares in lieu of issuing new shares would also mitigate the dilution impact on existing shareholders.

Under the Housing Developers (Control and Licensing) Act, in order to qualify for a housing developer's licence, certain subsidiaries of the Company are required to maintain a minimum paid-up capital of \$1.0 million. These entities complied with the requirement throughout the year.

Other than as disclosed above, the Company and its subsidiaries are not subject to externally imposed capital requirements.

The Group has operations in The People's Republic of China. The conversion of the Chinese Renminbi is subject to the rules and regulations of foreign exchange control promulgated by the government.

There were no changes in the Group's approach to capital management during the year.

# NOTES TO THE FINANCIAL STATEMENTS

For the year ended 30 June 2024

## 15. RESERVES

	Note	Group		Company	
		30 June 2024 \$'000	30 June 2023 \$'000	30 June 2024 \$'000	30 June 2023 \$'000
Reserve for own shares	a	(153,580)	(156,861)	(153,580)	(156,861)
Capital reserve	b	(4,377)	(4,907)	(4,467)	(4,997)
Translation reserve	c	(132,625)	(148,283)	-	-
Hedging reserve	d	386	(4)	-	-
Revaluation reserve	e	8,341	8,341	-	-
Merger reserve	f	(8,494)	(8,494)	-	-
Other reserves		(290,349)	(310,208)	(158,047)	(161,858)
Accumulated profits		2,698,619	2,654,673	383,212	389,676
		<b>2,408,270</b>	<b>2,344,465</b>	<b>225,165</b>	<b>227,818</b>

The movement of other reserves is as follows:-

	Reserve for own shares \$'000	Capital reserve \$'000	Translation reserve \$'000	Hedging reserve \$'000	Revaluation reserve \$'000	Merger reserve \$'000	Total \$'000
<b>Group</b>							
<b>At 1 July 2023</b>	(156,861)	(4,907)	(148,283)	(4)	8,341	(8,494)	(310,208)
<b>Other comprehensive income</b>							
<i>Items that are or may be reclassified subsequently to profit or loss:-</i>							
Translation differences relating to financial statements of foreign subsidiaries, associates and joint ventures	-	-	(7,118)	-	-	-	(7,118)
Translation differences of a subsidiary and joint venture reclassified to profit or loss upon disposal	-	-	22,112	-	-	-	22,112
Effective portion of changes in fair value of cash flow hedges	-	-	-	390	-	-	390
Effective portion of changes in fair value of net investment hedges	-	-	664	-	-	-	664
<b>Total other comprehensive income, net of tax</b>	-	-	15,658	390	-	-	16,048
<b>Transactions with equity holders, recorded directly in equity</b>							
<b>Contributions by and distributions to equity holders</b>							
Share-based payments	3,281	530	-	-	-	-	3,811
<b>Total contributions by and distributions to equity holders</b>	3,281	530	-	-	-	-	3,811
<b>Total transactions with equity holders</b>	3,281	530	-	-	-	-	3,811
<b>At 30 June 2024</b>	(153,580)	(4,377)	(132,625)	386	8,341	(8,494)	(290,349)

## 15. RESERVES (CONT'D)

	Reserve for own shares \$'000	Capital reserve \$'000	Translation reserve \$'000	Hedging reserve \$'000	Revaluation reserve \$'000	Merger reserve \$'000	Total \$'000
<b>Group</b>							
<b>At 1 July 2022</b>	(157,034)	(4,923)	(18,088)	(76)	8,341	(8,494)	(180,274)
<b>Other comprehensive income</b>							
<i>Items that are or may be reclassified subsequently to profit or loss:-</i>							
Translation differences relating to financial statements of foreign subsidiaries, associates and joint ventures	-	-	(155,620)	-	-	-	(155,620)
Effective portion of changes in fair value of cash flow hedges	-	-	-	72	-	-	72
Effective portion of changes in fair value of net investment hedges	-	-	25,425	-	-	-	25,425
<b>Total other comprehensive income, net of tax</b>	-	-	(130,195)	72	-	-	(130,123)
<b>Transactions with equity holders, recorded directly in equity</b>							
<b>Contributions by and distributions to equity holders</b>							
Share-based payments	173	16	-	-	-	-	189
<b>Total contributions by and distributions to equity holders</b>	173	16	-	-	-	-	189
<b>Total transactions with equity holders</b>	173	16	-	-	-	-	189
<b>At 30 June 2023</b>	(156,861)	(4,907)	(148,283)	(4)	8,341	(8,494)	(310,208)

**a. Reserve for Own Shares**

This comprises the purchase consideration for issued shares of the Company acquired by the Trust for the ESS 2018 for the purpose of satisfying outstanding share options and shares granted or to be granted to participants under the ESS 2018 (note 26a).

**b. Capital Reserve**

This comprises the gain or loss recognised when a participant exercises the share options and shares granted under the ESS 2018.

**c. Translation Reserve**

This comprises the foreign exchange differences arising from the translation of the financial statements of foreign entities whose functional currencies are different from the functional currency of the Company, and exchange differences on monetary items which form part of the Group's net investment in foreign operations, provided certain conditions are met.

**d. Hedging Reserve**

This comprises the effective portion of the cumulative net change in the fair value of hedging instruments used in cash flow hedges pending subsequent recognition in profit or loss as the hedged cash flows or items affect profit or loss.

## NOTES TO THE FINANCIAL STATEMENTS

For the year ended 30 June 2024

### 15. RESERVES (CONT'D)

#### e. Revaluation Reserve

This comprises the revaluation surplus on property, plant and equipment.

#### f. Merger Reserve

The merger reserve of the Group arose as a result of business combinations involving entities under common control accounted for by applying the merger method of accounting.

### 16. PERPETUAL SECURITIES

In 2018, GLL IHT Pte. Ltd. ("issuer"), a wholly owned subsidiary of the Group, issued subordinated perpetual securities (the "Perpetual Securities"), guaranteed by the Company, with an aggregate principal amount of \$400.0 million. Transaction costs incurred amounting to \$2.8 million were recognised in equity as a deduction from the proceeds.

The Perpetual Securities bear distributions at a rate of 4.6% per annum for the period from 23 January 2018 to 22 January 2025. Subsequently, the rate resets every 7 years. Distributions are cumulative and payable semi-annually at the option of the issuer, subject to certain restrictions as stipulated in the Programme Memorandum.

The Perpetual Securities have no fixed maturity and are redeemable at the option of the issuer on or after 23 January 2023 at their principal amount together with any unpaid distributions.

As at 30 June 2024, distribution payment of \$8.0 million (2023: \$8.0 million) was accrued for the relevant period relating to the semi-annual period 23 January 2024 to 30 June 2024 (2023: 23 January 2023 to 30 June 2023) as the Group had not elected to defer the payment.

Total distribution payment for the year amount to \$18.4 million (2023: \$18.4 million).

### 17. LOANS AND BORROWINGS

		Group	
		30 June 2024	30 June 2023
	Note	\$'000	\$'000
<b>Non-current Liabilities</b>			
Secured bank loans		1,851,115	3,533,984
Unsecured bank loans		400,993	158,282
Unsecured medium-term notes		778,077	498,751
		<b>3,030,185</b>	<b>4,191,017</b>
<b>Current Liabilities</b>			
Secured bank overdrafts	13	-	862
Secured bank loans		1,919,963	431,763
Unsecured bank loans		317,319	490,582
		<b>2,237,282</b>	<b>923,207</b>
<b>Total loans and borrowings</b>		<b>5,267,467</b>	<b>5,114,224</b>

**17. LOANS AND BORROWINGS (CONT'D)****Maturity of loans and borrowings:-**

	<b>Group</b>	
	<b>30 June</b>	<b>30 June</b>
	<b>2024</b>	<b>2023</b>
	<b>\$'000</b>	<b>\$'000</b>
Within 1 year	<b>2,237,282</b>	923,207
After 1 year but within 5 years	<b>2,973,559</b>	3,128,107
After 5 years	<b>56,626</b>	1,062,910
<b>Total loans and borrowings</b>	<b>5,267,467</b>	5,114,224

**The secured loans and borrowings are secured on the following assets:-**

	<b>Note</b>	<b>Group</b>	
		<b>30 June</b>	<b>30 June</b>
		<b>2024</b>	<b>2023</b>
		<b>\$'000</b>	<b>\$'000</b>
Property, plant and equipment	4	<b>407,481</b>	408,225
Investment properties	5	<b>5,966,766</b>	5,628,479
Development properties	9	<b>1,703,631</b>	2,858,549
		<b>8,077,878</b>	8,895,253

At the reporting date, the Group's loans from banks bore interest ranging from 3.9% to 5.1% (2023: 3.9% to 5.3%) per annum.

*Medium-Term Notes*

The unsecured fixed rate medium-term notes are issued by GLL IHT Pte Ltd ("IHT") with a tenor between 2 to 5 years (2023: 3 to 4 years). The interest rates at the reporting date ranged from 3.3% to 4.4% (2023: 3.3% to 3.4%) per annum.

During the financial year, IHT issued medium-term notes with an aggregate principal amount of \$280.0 million. In the previous financial year, an aggregate principal amount of \$170.0 million medium-term notes was redeemed by IHT.

The medium-term notes are guaranteed by the Company.

**Intra-group financial guarantee**

The Company has issued financial guarantees for the Perpetual Securities (note 16), medium term notes and banking facilities of a subsidiary. The periods in which the financial guarantees expire are as follows:-

	<b>Company</b>	
	<b>2024</b>	<b>2023</b>
	<b>\$'000</b>	<b>\$'000</b>
Within 1 year	<b>274,600</b>	429,721
Between 1 and 5 years	<b>1,181,388</b>	657,033
	<b>1,455,988</b>	1,086,754

# NOTES TO THE FINANCIAL STATEMENTS

For the year ended 30 June 2024

## 17. LOANS AND BORROWINGS (CONT'D)

### Intra-group financial guarantee (cont'd)

The Company has also provided undertaking for financial support to certain subsidiaries to enable them to meet their obligations.

At the reporting date, the Company does not consider that it is probable that a claim will be made against the Company under the financial guarantee contracts. Accordingly, the Company does not expect any net cash outflows resulting from the financial guarantee contracts and has not recognised an ECL provision.

### Reconciliation of movements of liabilities to cash flows arising from financing activities

	Liabilities					Derivatives assets held to hedge long-term borrowings	Total \$'000
	Bank overdrafts \$'000	Other loans and borrowings \$'000	Interest payable \$'000	Amounts due to non- controlling interests \$'000	Lease Liabilities \$'000	Interest rate swap used for hedging - assets \$'000	
<b>At 1 July 2023</b>	862	5,113,362	18,383	463,005	4,760	(9,683)	5,590,689
<b>Changes from financing cash flows</b>							
Proceeds from borrowings	-	2,268,423	-	-	-	-	2,268,423
Repayment of borrowings	(853)	(2,114,341)	-	-	-	-	(2,115,194)
Proceeds of loans from non-controlling interests	-	-	-	65,626	-	-	65,626
Repayment of loans from non-controlling interests	-	-	-	(7,200)	-	-	(7,200)
Interest paid	-	-	(233,533)	-	(222)	-	(233,755)
Payment for lease liabilities	-	-	-	-	(812)	-	(812)
<b>Total changes from financing cash flows</b>	<b>(853)</b>	<b>154,082</b>	<b>(233,533)</b>	<b>58,426</b>	<b>(1,034)</b>	<b>-</b>	<b>(22,912)</b>
<b>The effect of changes in foreign exchange rates</b>	<b>-</b>	<b>(1,362)</b>	<b>-</b>	<b>(2,642)</b>	<b>-</b>	<b>-</b>	<b>(4,004)</b>
<b>Change in fair value</b>	<b>-</b>	<b>-</b>	<b>-</b>	<b>-</b>	<b>-</b>	<b>9,195</b>	<b>9,195</b>
<b>Other changes</b>							
<b>Liability-related</b>							
Capitalised borrowing costs	-	2,332	22,812	2,380	-	-	27,524
Interest expense	-	2,939	217,260	19,050	222	-	239,471
<b>Total liability-related other changes</b>	<b>-</b>	<b>5,271</b>	<b>240,072</b>	<b>21,430</b>	<b>222</b>	<b>-</b>	<b>266,995</b>
<b>Total equity-related other changes</b>	<b>(9)</b>	<b>(3,886)</b>	<b>2,110</b>	<b>(6,000)</b>	<b>444</b>	<b>-</b>	<b>(7,341)</b>
<b>At 30 June 2024</b>	<b>-</b>	<b>5,267,467</b>	<b>27,032</b>	<b>534,219</b>	<b>4,392</b>	<b>(488)</b>	<b>5,832,622</b>



## 17. LOANS AND BORROWINGS (CONT'D)

*Reconciliation of movements of liabilities to cash flows arising from financing activities (cont'd)*

	Liabilities					Derivatives assets held to hedge long-term borrowings	Total \$'000
	Bank overdrafts \$'000	Other loans and borrowings \$'000	Interest payable \$'000	Amounts due to non- controlling interests \$'000	Lease Liabilities \$'000	Interest rate swap used for hedging - assets \$'000	
<b>At 1 July 2022</b>	777	5,645,994	19,666	641,100	2,550	(9,104)	6,300,983
<b>Changes from financing cash flows</b>							
Proceeds from borrowings	-	1,859,492	-	-	-	-	1,859,492
Repayment of borrowings	-	(2,299,022)	-	-	-	-	(2,299,022)
Proceeds of loans from non-controlling interests	-	-	-	93,680	-	-	93,680
Repayment of loans from non-controlling interests	-	-	-	(33,383)	-	-	(33,383)
Interest paid	-	-	(212,965)	-	(129)	-	(213,094)
Payment for lease liabilities	-	-	-	-	(948)	-	(948)
<b>Total changes from financing cash flows</b>	-	(439,530)	(212,965)	60,297	(1,077)	-	(593,275)
<b>The effect of changes in foreign exchange rates</b>	-	(32,189)	-	(14,010)	-	-	(46,199)
<b>Change in fair value</b>	-	-	-	-	-	(579)	(579)
<b>Other changes</b>							
<b>Liability-related</b>							
Change in bank overdraft	155	-	-	-	-	-	155
Capitalised borrowing costs	-	1,736	67,556	9,275	-	-	78,567
Interest expense	-	1,782	138,079	9,743	129	-	149,733
<b>Total liability-related other changes</b>	155	3,518	205,635	19,018	129	-	228,455
<b>Total equity-related other changes</b>	(70)	(64,431)	6,047	(243,400)	3,158	-	(298,696)
<b>At 30 June 2023</b>	862	5,113,362	18,383	463,005	4,760	(9,683)	5,590,689

## NOTES TO THE FINANCIAL STATEMENTS

For the year ended 30 June 2024

### 18. TRADE AND OTHER PAYABLES

	Note	Group		Company	
		30 June 2024 \$'000	30 June 2023 \$'000	30 June 2024 \$'000	30 June 2023 \$'000
Trade payables and accrued operating expenses		<b>303,426</b>	272,902	<b>922</b>	1,185
Amounts due to related corporations		<b>17</b>	5,723	-	-
Other payables	19	<b>189,130</b>	162,994	-	-
Contract liabilities	20	<b>280,276</b>	294,894	-	-
		<b>772,849</b>	736,513	<b>922</b>	1,185

Other payables included \$4.9 million of accrued management fees to related corporations (2023: \$5.3 million).

The amounts due to related corporations are non-trade, unsecured and repayable on demand. At the reporting date, the amount due to related corporations are interest-free (2023: \$5.5 million of amount due to a related corporation is interest bearing at 4.2% per annum).

### 19. OTHER PAYABLES

	Note	Group		Company	
		30 June 2024 \$'000	30 June 2023 \$'000	30 June 2024 \$'000	30 June 2023 \$'000
<b>Non-current</b>					
Amounts due to non-controlling interests	28b to e	<b>534,219</b>	463,005	-	-
Rental deposits		<b>78,470</b>	64,555	-	-
Amounts due to subsidiaries	6	-	-	<b>2,111</b>	3,795
Lease liabilities	a	<b>3,785</b>	4,198	-	-
		<b>616,474</b>	531,758	<b>2,111</b>	3,795
<b>Current</b>					
Deposits received		<b>46,510</b>	33,187	-	-
Interest payable		<b>27,032</b>	18,383	-	-
Rental deposits		<b>5,682</b>	10,720	-	-
Real estate tax payable		<b>83,405</b>	70,166	-	-
Employee benefits payable		<b>8,675</b>	9,690	-	-
Lease liabilities	a	<b>607</b>	562	-	-
Others		<b>17,219</b>	20,286	-	-
		<b>189,130</b>	162,994	-	-

The amounts due to non-controlling interests are unsecured, bear interest ranging from 3.9% to 4.1% (2023: 3.9% to 4.1%) per annum and are repayable at the discretion of the Boards of the borrowing subsidiaries. The amounts are subordinated to external bank loans.

Real estate tax payable relates mainly to land appreciation taxes payable on the Group's assets in The People's Republic of China.

**19. OTHER PAYABLES (CONT'D)**

## a. Lease Liabilities

The Group leases some of its office premises. The leases typically run for a period of 1 to 9 years (2023: 2 to 9 years) with interest rates at the reporting date ranged from 3.7% to 5.0% per annum (2023: 3.7% to 5.2%) per annum.

Information about leases for which the Group is a lessee is presented below.

**Right-of-use assets**

Right-of-use assets related to leased properties that do not meet the definition of investment property is presented as property, plant and equipment (note 4).

**Amounts recognised in profit or loss**

	<b>Group</b>	
	<b>2024</b>	<b>2023</b>
	<b>\$'000</b>	<b>\$'000</b>
Interest on lease liabilities	<b>222</b>	129

**Amounts recognised in statement of cash flows**

	<b>2024</b>	<b>2023</b>
	<b>\$'000</b>	<b>\$'000</b>
Total cash outflow for leases	<b>1,034</b>	1,077

**Maturity of lease liabilities:-**

	<b>2024</b>	<b>2023</b>
	<b>\$'000</b>	<b>\$'000</b>
Within 1 year	<b>607</b>	562
Between 1 to 2 years	<b>534</b>	512
Between 2 to 3 years	<b>495</b>	460
Between 3 to 4 years	<b>519</b>	496
Between 4 to 5 years	<b>531</b>	520
More than 5 years	<b>1,706</b>	2,210
	<b>4,392</b>	4,760

## NOTES TO THE FINANCIAL STATEMENTS

For the year ended 30 June 2024

### 20. REVENUE

	Group	
	2024	2023
	\$'000	\$'000
<b>Revenue recognised at a point in time:-</b>		
Sale of development properties	199,115	246,375
<b>Revenue recognised over time:-</b>		
Sale of development properties	1,317,492	1,056,975
Hotel operations	70,503	68,709
Rental and related income from investment properties	228,764	169,625
<b>Management fee income from:-</b>		
Related corporations	493	236
Third parties	2,487	2,512
	<b>1,818,854</b>	<b>1,544,432</b>

The following table provides information on disaggregation of revenue by countries.

	Group	
	2024	2023
	\$'000	\$'000
<b>Revenue recognised at a point in time:-</b>		
Sale of development properties		
Singapore	29,793	94,142
China	148,671	125,451
Malaysia	20,651	26,782
	<b>199,115</b>	<b>246,375</b>
<b>Revenue recognised over time:-</b>		
Sale of development properties		
Singapore	1,239,402	976,370
Malaysia	78,090	80,605
	<b>1,317,492</b>	<b>1,056,975</b>
Hotel operations		
Singapore	42,472	40,695
Malaysia	28,031	28,014
	<b>70,503</b>	<b>68,709</b>
Rental and related income from investment properties		
Singapore	203,118	150,621
China	20,662	13,937
Malaysia	4,984	5,067
	<b>228,764</b>	<b>169,625</b>

## 20. REVENUE (CONT'D)

The following table provides information about contract assets and contract liabilities for contracts with customers.

	Note	Group	
		30 June 2024 \$'000	30 June 2023 \$'000
Contract assets	a	<b>710,720</b>	491,742
Contract liabilities	b	<b>(280,276)</b>	(294,894)
		<b>430,444</b>	196,848

### a. Contract assets

Contract assets relate primarily to the Group's right to consideration for work completed but not billed at the reporting date in respect of its property development business. The contract assets are transferred to trade receivables when the rights become unconditional. This usually occurs when the Group invoices the customer.

The changes in contract assets are due to the differences between the agreed payment schedule and progress of the construction work.

Contract assets are included in inventories (note 9).

### b. Contract liabilities

Contract liabilities relate primarily to:-

- advance consideration received from customers; and
- progress billings issued in excess of the Group's rights to the consideration.

The contract liabilities are recognised as revenue when the Group fulfils its performance obligation under the contract with the customer. The changes in contract liabilities are due to the differences between the agreed payment schedule and progress of the construction work.

Contract liabilities are included in trade and other payables (note 18).

Significant changes in the contract assets and the contract liabilities balances during the year are as follows:-

Group	Contract assets		Contract liabilities	
	2024 \$'000	2023 \$'000	2024 \$'000	2023 \$'000
Revenue recognised that was included in the contract liabilities balance at the beginning of the year	-	-	<b>171,051</b>	15,638
Increases due to cash received, excluding amounts recognised as revenue during the year	-	-	<b>(156,433)</b>	(140,913)
Contract assets reclassified to trade receivables	<b>(88,490)</b>	(197,678)	-	-
Changes in measurement of progress	<b>307,468</b>	455,680	-	-

## NOTES TO THE FINANCIAL STATEMENTS

For the year ended 30 June 2024

### 20. REVENUE (CONT'D)

#### Transaction price allocated to the remaining performance obligations

As at 30 June 2024, the amount allocated to the sale of development properties is \$1,690.0 million (2023: \$1,740.5 million). This will be recognised as revenue by reference to surveys of work performed, which is expected to complete over the next four years.

### 21. OTHER INCOME AND OTHER EXPENSES

OTHER INCOME	Note	Group	
		2024 \$'000	2023 \$'000
Fair value gain on derivative financial instrument		-	605
Gain on increase in interests in an associate	7	13,917	-
Income from forfeiture of deposit		1,714	969
Gain on disposal of property, plant and equipment		2	-
Net foreign exchange gain		-	16,688
Rental income		1,135	1,551
Others		8,328	4,577
		<b>25,096</b>	<b>24,390</b>

OTHER EXPENSES	Note	Group	
		2024 \$'000	2023 \$'000
Impairment loss on investment in a joint venture		-	44,000
Impairment loss on investment in an associate	7	4,008	-
Loss on disposal of interests in a joint venture	7	8,975	-
Loss on disposal of interests in a subsidiary		720	-
Fair value loss on derivative financial instrument		9,683	-
Net foreign exchange loss		115	-
Write-off of property, plant and equipment		1	2
Loss on disposal of property, plant and equipment		-	238
Others		234	2,616
		<b>23,736</b>	<b>46,856</b>

**22. NET FINANCE COSTS**

<b>FINANCE INCOME</b>	<b>Note</b>	<b>Group</b>	
		<b>2024</b>	<b>2023</b>
		<b>\$'000</b>	<b>\$'000</b>
Interest income from fixed deposits with banks		<b>21,208</b>	18,839
Interest income from joint ventures	28f to h	<b>14,665</b>	9,036
		<b>35,873</b>	27,875
<b>FINANCE COSTS</b>	<b>Note</b>	<b>Group</b>	
		<b>2024</b>	<b>2023</b>
		<b>\$'000</b>	<b>\$'000</b>
Interest expenses:-			
Financial institutions		<b>224,211</b>	188,506
Medium-term notes		<b>21,354</b>	20,776
Non-controlling interests	28b to e	<b>21,430</b>	19,018
		<b>266,995</b>	228,300
Less: Interest expense capitalised in:-			
Investment properties	5	<b>(12,597)</b>	(41,492)
Development properties	9	<b>(14,927)</b>	(37,075)
		<b>(27,524)</b>	(78,567)
		<b>239,471</b>	149,733
Net finance costs		<b>(203,598)</b>	(121,858)

# NOTES TO THE FINANCIAL STATEMENTS

For the year ended 30 June 2024

## 23. PROFIT BEFORE TAX

- a. The following items have been included in arriving at profit before tax:-

	Note	Group	
		2024 \$'000	2023 \$'000
Cost of sales		<b>1,548,903</b>	1,159,542
Fair value gain on transfer from development properties to investment properties	5c	<b>(123,675)</b>	-
		<b>1,425,228</b>	1,159,542
Allowance for foreseeable losses on development properties		<b>103,754</b>	1,251
Allowance for credit loss on trade and other receivables		<b>6</b>	31
Depreciation of property, plant and equipment and right-of-use assets	4	<b>11,015</b>	12,160
Direct operating expenses of investment properties		<b>56,329</b>	40,597
Operating lease expenses		<b>212</b>	257
Management fees paid and payable to related corporations	28a	<b>9,967</b>	9,802
Auditors' remuneration*:-			
Auditors of the Company and other firms affiliated with KPMG International Limited		<b>874</b>	886
Other auditors		<b>164</b>	281
		<b>1,038</b>	1,167
Non-audit fees#:-			
Auditors of the Company and other firms affiliated with KPMG International Limited#		<b>37</b>	-
Other auditors		<b>24</b>	11
		<b>61</b>	11
Staff costs:-			
Wages, salaries and benefits		<b>57,867</b>	55,957
Contributions to defined contribution plans		<b>6,261</b>	5,965
Share-based payments	26a	<b>3,811</b>	189
Liability for short-term accumulating compensated absences		-	74
		<b>67,939</b>	62,185

\* The comparative information for audit and non-audit fees has been re-presented to include fees paid to affiliated firms of KPMG International Limited under "auditors of the company and other firms affiliated with KPMG International Limited" instead of "Other auditors" due to change in the requirements in ACRA Code R410.31(a) and R410.31(b), effective for period beginning on or after 15 December 2022.

# Non-audit fees paid to auditors of the Company and other firms affiliated with KPMG International Limited are for non-audit related services



**23. PROFIT BEFORE TAX (CONT'D)**

## b. Key Management Personnel Remuneration

The key management personnel remuneration included as part of staff costs is as follows:-

	Group	
	2024	2023
	\$'000	\$'000
Wages, salaries and benefits	3,839	4,183
Contributions to defined contribution plans	91	73
Share-based payments	1,534	189
	<b>5,464</b>	<b>4,445</b>
Directors' fees	<b>502</b>	350

**24. TAX EXPENSE**

	Group	
	2024	2023
	\$'000	\$'000
Current tax		
Current year	17,777	52,765
(Over)/Under provision in respect of prior years	(2,773)	1,373
	<b>15,004</b>	54,138
Foreign withholding tax	-	1,010
	<b>15,004</b>	55,148
Deferred tax		
Movements in temporary differences	61,491	915
Tax expense	<b>76,495</b>	56,063

A reconciliation of the effective tax rate is as follows:-

Profit before tax	171,435	324,901
Less: Share of profit of associates and joint ventures	(14,792)	(8,475)
Profit before share of profit of associates, joint ventures and tax	<b>156,643</b>	316,426
Tax calculated using the Singapore tax rate of 17% (2023: 17%)	26,629	53,792
Effect of different tax rates in foreign jurisdictions	10,251	2,912
Effect of unrecognised tax losses and other deductible temporary differences	4,751	(4,450)
Expenses not deductible for tax purpose	26,228	10,198
Foreign withholding tax	-	1,010
Land appreciation tax	17,725	18,356
Income not subject to tax	(4,495)	(28,673)
(Over)/under provision in respect of prior years	(2,773)	1,373
Effect of taxable distributions from associate	759	42
Others	(2,580)	1,503
	<b>76,495</b>	56,063

## NOTES TO THE FINANCIAL STATEMENTS

For the year ended 30 June 2024

### 24. TAX EXPENSE (CONT'D)

The ultimate holding company and its subsidiaries (the "UHC Group") of which the Group is a part of, is within the scope of the Organisation for Economic Co-operation and Development ("OECD") Pillar Two model rules whereby top-up tax on profits is required in any jurisdictions in which it operates when the blended effective tax rate in each of those jurisdictions is lower than the minimum effective tax rate of 15%.

Amendments to SFRS(I) 1-12: *International Tax Reform - Pillar Two Model Rules* introduce a temporary mandatory exception to the accounting for deferred taxes arising from the jurisdictional implementation of the Pillar Two Model Rules as well as disclosure requirements on the exposure to Pillar Two income taxes upon adoption.

Accordingly, the Group has applied the temporary mandatory exception in Amendments to SFRS(I) 1-12: *International Tax Reform - Pillar Two Model Rules* retrospectively and is not accounting for deferred taxes arising from any top-up tax due to the Pillar Two model rules in the consolidated financial statements.

The UHC Group is in the process of assessing the potential exposure to the Pillar Two income taxes for all of its subsidiaries. The potential exposure, if any, to Pillar Two income taxes is currently not known or reasonably estimable. The Group continues to assess the impact and expects to be in a position to report the potential exposure in the period of application due to the complex nature of the legislation and the calculations required under the Pillar Two legislation.

### 25. EARNINGS PER SHARE AND DILUTED EARNINGS PER SHARE

The calculation of basic earnings per share ("EPS") was based on the profit attributable to ordinary equity holders of the Company, and the weighted average number of ordinary shares of the Company in issue, after adjusting for the shares acquired by the Trust during the year.

Profit attributable to ordinary equity holders of the Company used in the computation of basic EPS is calculated as follows:-

	<b>Group</b>	
	<b>2024</b>	<b>2023</b>
	<b>\$'000</b>	<b>\$'000</b>
Profit attributable to equity holders of the Company	<b>128,987</b>	207,088
Less: Profit attributable to perpetual securities holders	<b>(18,450)</b>	(18,759)
Profit attributable to ordinary equity holders of the Company	<b>110,537</b>	188,329
	<b>'000</b>	<b>'000</b>
Issued ordinary shares at 30 June	<b>1,183,373</b>	1,183,373
Effect of own shares held by the Trust	<b>(71,986)</b>	(73,524)
Weighted average number of ordinary shares used in the computation of basic EPS	<b>1,111,387</b>	1,109,849

## 25. EARNINGS PER SHARE AND DILUTED EARNINGS PER SHARE (CONT'D)

Diluted EPS is calculated on the same basis as that of EPS except that the Group's weighted average number of ordinary shares have been adjusted for the dilution effects of all dilutive potential ordinary shares as shown below:-

	<b>Group</b>	
	<b>2024</b>	<b>2023</b>
	<b>\$'000</b>	<b>\$'000</b>
Profit attributable to ordinary equity holders of the Company	<b>110,537</b>	188,329
	<b>'000</b>	<b>'000</b>
Weighted average number of ordinary shares used in the computation of basic EPS	<b>1,111,387</b>	1,109,849
Assumed vesting of share grants	<b>2,994</b>	162
Weighted average number of ordinary shares used in the computation of diluted EPS	<b>1,114,381</b>	1,110,011

## 26. EMPLOYEE BENEFITS

### a. Company

#### GuocoLand Limited Executive Share Scheme

- (i) The GuocoLand Limited Executive Share Scheme was approved by shareholders of the Company on 25 October 2018 and further approved by shareholders of Guoco Group Limited (an intermediate holding company of the Company) on 12 December 2018 ("ESS 2018"). The ESS 2018 shall continue to be in force for a maximum period of 10 years from 12 December 2018 to 11 December 2028.
- (ii) The ESS 2018 was administered by the Remuneration Committee comprising Mr Wee Lieng Seng (Chairman), Mr Quek Leng Chan and Mr Saw Kok Wei who were non-participants.
- (iii) Under the ESS 2018, newly issued and/or existing issued ordinary shares of the Company ("Shares") may be offered to selected key executives of the Group ("Eligible Executives") via the executive share option scheme or the executive share grant scheme, or a combination of both.
- (iv) Since the commencement of the ESS 2018, no grant of options has been made by the Company. Accordingly, there were no new Shares issued by virtue of the exercise of options and there were no unissued Shares under options granted by the Company at the end of the financial year.

## NOTES TO THE FINANCIAL STATEMENTS

For the year ended 30 June 2024

### 26. EMPLOYEE BENEFITS (CONT'D)

#### a. Company (cont'd)

##### GuocoLand Limited Executive Share Scheme (cont'd)

- (v) Two share grants which comprised a total of 4,613,444 Shares were offered to Eligible Executives since the commencement of the ESS 2018. The details of the share grants are as follows:-
- (a) on 20 January 2023, a share grant which comprised a total of 243,589 Shares was granted to Mr Cheng Hsing Yao to be vested over 3 years in 3 tranches with the first tranche in 2023 and the last tranche in 2025 ("Jan 2023 Share Grant"); and
- (b) on 29 December 2023, a share grant which comprised a total of 4,369,855 Shares was granted to Mr Cheng Hsing Yao and other Eligible Executives to be vested over 3 years in 3 tranches with the first tranche in 2024 and the last tranche in 2026 ("Dec 2023 Share Grant").

Eligible Executive	Balance as at 1 July 2023	Shares granted during the financial year	Shares vested during the financial year	Balance as at 30 June 2024
Jan 2023 Share Grant				
Cheng Hsing Yao	162,393	-	81,196	81,197
Dec 2023 Share Grant				
Cheng Hsing Yao	-	1,284,245	428,082	856,163
Other Executives	-	3,085,610	1,028,534	2,057,076
Total	162,393	4,369,855	1,537,812	2,994,436

- (vi) Other information regarding the ESS 2018 is as follows:-

#### 1. Eligibility

Eligible Executives must be at least 18 years of age on the date when an offer is made and has been confirmed in service. Non-Executive Directors, the Company's controlling shareholders or their associates, directors and employees of the Company's controlling shareholders, directors and employees of associated companies of the Company and directors and employees of the Company's holding company and its subsidiaries (excluding the Company and its subsidiaries) shall not participate in the ESS 2018.

#### 2. Maximum Entitlement

The maximum entitlement for each Eligible Executive in respect of the total number of new Shares to be issued upon exercise of options granted in any 12-month period shall not exceed 1% of the total number of issued Shares immediately before such option offer. For the avoidance of doubt, to the extent the exercise of any option granted to an Eligible Executive is satisfied by the transfer of existing issued Shares (including treasury shares), such option and number of existing issued Shares (including treasury shares) shall not be subject to or taken into account for purposes of such limit.

#### 3. Grant of Options

- (a) The exercise price per Share shall be a price equal to the 5-day weighted average market price of the Shares immediately preceding the date of offer of the option ("Market Price") or, if discounted, shall not be at a discount of more than 20% (or such other discount as the relevant authority shall permit) to the Market Price.

## 26. EMPLOYEE BENEFITS (CONT'D)

### a. Company (cont'd)

#### GuocoLand Limited Executive Share Scheme (cont'd)

(vi) Other information regarding the ESS 2018 is as follows:- (cont'd)

#### 3. Grant of Options (cont'd)

- (b) Option granted to an Eligible Executive may be exercisable by that Eligible Executive only during his employment, within the option exercise period and subject to any other terms and conditions as may be contained in the option certificate. The minimum period which an option must be held before it can be exercised:-
- (1) where the option is granted at a discount to the Market Price, shall be at least 2 years from the date of offer; and
  - (2) where the option is granted without any discount, shall be at least 1 year from the date of offer.
- (c) Eligible Executives to whom options have been granted do not have the right to participate, by virtue of the options, in a share issue of any other company, except in the share scheme(s) of companies within the Group.

#### 4. Grant of Shares ("Grant Offer")

- (a) Grant Offer to Eligible Executives may be made upon such terms and conditions including the number of Shares to be vested pursuant to a grant at the end of the performance period based on the achievement of the prescribed financial and performance targets or criteria.
- (b) Grant Offer must be accepted by the Eligible Executive who has been made a Grant Offer ("Offeree") within 30 days from the date of offer accompanied by a payment of \$1 as consideration.
- (c) The Offeree may be vested Shares only during his employment or directorship within the Group and subject to any other terms and conditions as may be contained in the grant certificate.

Since the commencement of the ESS 2018, a total grant of 4,613,444 shares were offered, and a total of 1,619,008 shares were vested under the Grant Shares. There were no new Shares issued by virtue of the share grant and there were no unissued Shares at the end of the financial year.

Except as disclosed above, there were no unissued Shares of the Company or its subsidiaries under options granted by the Company or its subsidiaries as at the end of the financial year.

#### Shares held by Trust

In October 2004, the Company established a Trust in respect of the Executive Share Scheme ("ESS"). Pursuant to a trust deed between the Company and the Trust, the Trust had acquired Shares from the market for the purpose of satisfying options and shares granted or to be granted to participants under the ESS. Subject to financial performance and other targets being met by these participants, Shares held under the Trust may be transferred to them upon exercise of their share options and share grants.

As at 30 June 2024, the Trust held an aggregate of 72.0 million (2023: 73.5 million) Shares. For accounting purposes, the assets and liabilities of the Trust are recognised as assets and liabilities of the Company and Shares held by the Trust are accounted for as treasury shares of the Company.

## NOTES TO THE FINANCIAL STATEMENTS

For the year ended 30 June 2024

### 26. EMPLOYEE BENEFITS (CONT'D)

#### b. GuocoLand (Malaysia) Berhad ("GLM")

##### GLM Executive Share Scheme

- (i) GLM had on 9 December 2022, implemented a new Executive Share Scheme ("GLM ESS") which comprises an Executive Share Option Scheme ("ESOS") and an Executive Share Grant Scheme ("ESGS") for the eligible executives and/or directors of GLM and its subsidiaries ("GLM Group") ("Eligible Executives"). The GLM ESS shall be in force for a period of 10 years.

The main features of the GLM ESS are, inter alia, as follows:-

1. The GLM ESS is governed by the GLM Bye-Laws and entails the making of one or more offers to the Eligible Executives as follow:-
  - (i) options under the ESOS which entitle an Eligible Executive who has accepted the offer to acquire the issued ordinary shares of GLM ("Shares") at pre-determined exercise prices ("Options"); and/or
  - (ii) grants under the ESGS which entitle an Eligible Executive who has accepted the offer to receive Shares without any consideration payable by the Grant Holder ("Grants").
2. Eligible Executives are those executives of the GLM Group who have been confirmed in service on the date of offer or directors of GLM Group. The Board of Directors of GLM (the "GLM Board") may from time to time at its absolute discretion select and identify suitable Eligible Executives to be offered Options or Grants.
3. The aggregate number of Shares comprised in the Options and/or Grants under the GLM ESS, and any other executive share schemes established by the Company which are still subsisting, shall not exceed an amount equivalent to 10% of the total number of issued Shares (excluding treasury Shares) at any one time ("Maximum Aggregate").
4. Where an Eligible Executive holds 20% or more of the total number of issued Shares (excluding treasury Shares), either singly or collectively through persons connected with the Eligible Executive, the allocation to such Eligible Executive must not exceed 10% of the Maximum Aggregate.
5. The exercise price of the Options shall not be at a discount of more than 10% (or such discount as the relevant authorities shall permit) from the 5-day volume weighted average market price of the Shares preceding the date of offer.
6. At the absolute discretion of the GLM Board, the Options and/or Grants will be satisfied through the following:-
  - (i) issuance of new Shares;
  - (ii) transfer of treasury Shares;
  - (iii) transfer of existing Shares (other than treasury Shares); and/or
  - (iv) cash settlement pursuant to the GLM Bye-Laws.

No Options and/or Grants have been granted or vested under the GLM ESS during the financial year ended 30 June 2024.

**26. EMPLOYEE BENEFITS (CONT'D)****b. GuocoLand (Malaysia) Berhad ("GLM") (cont'd)**GLM Executive Share Scheme (cont'd)

- (ii) On 22 August 2011, GLM has established a Value Creation Incentive Plan ("VCIP") for selected key executives of the GLM Group to incentivise them towards achieving long term performance targets through the grant of options over Shares in GLM, which options will be satisfied through the transfer of existing Shares and/or cash settlement.

As the VCIP does not involve any issuance of new GLM shares, the VCIP and the grant of options under the VCIP do not require the approval of shareholders of GLM.

During the financial year, no share option was granted (2023: Nil) pursuant to the GLM's VCIP. There is no outstanding option (2023: Nil) as at reporting date.

The GLM Board shall have the discretion to determine the aggregate allocation of Shares to directors and senior management of GLM pursuant to the GLM ESS and the VCIP, but in any case, it shall not exceed the Maximum Aggregate.

**27. DIVIDENDS**

	<b>2024</b>	<b>2023</b>
	<b>\$'000</b>	<b>\$'000</b>
<b>Paid by the Company to ordinary equity holders of the Company</b>		
Final one-tier ordinary dividend paid of 6 cents (2023: 6 cents) per ordinary share in respect of the previous financial year*	<b>66,591</b>	66,586
<b>Paid by subsidiaries to non-controlling interests</b>	<b>8,990</b>	5,298

After the reporting date, the Directors proposed a one-tier final dividend of 6 cents (2023: one-tier final dividend of 6 cents) per ordinary share amounting to \$66.7 million (2023: \$66.6 million). The dividends have not been provided for.

- \* Dividend payments in respect of 73.5 million (2023: 73.6 million) ordinary shares of the Company which were held by the Trust for the ESS were eliminated.

**28. RELATED PARTY TRANSACTIONS**

In addition to the related party information disclosed elsewhere in the financial statements, there were the following significant related party transactions between the Group and related parties based on terms agreed between the parties during the financial year:-

- a. In 2023, the Group signed a renewal of the Management Agreements with a related corporation, GuoLine Group Management Company Pte. Ltd. ("GGMC") in relation to the provision of services to the Group for a period of 3 years up to 30 June 2026. The said Management Agreements were entered into, on the same terms and conditions as the previous agreements signed with GGMC, which had expired on 30 June 2023. In accordance with the Management Agreements, the payment of the annual fee to GGMC will be based on the equivalent of 3% of the aggregated adjusted annual profit before tax of the Company's subsidiaries. The aggregate fees payable by the Group in each financial year to GGMC shall in any event not exceed 2% of the audited consolidated net tangible assets of the Group for the relevant financial year. In addition, GGMC also provides human resource, corporate secretarial and legal services to certain entities of the Group for an annual fee (note 23). Three directors of the Company are directors of GGMC .

## NOTES TO THE FINANCIAL STATEMENTS

For the year ended 30 June 2024

### 28. RELATED PARTY TRANSACTIONS (CONT'D)

- b. The Group has entered into shareholders' agreements with its immediate holding company, GuocoLand Assets Pte. Ltd., for the acquisition and development of a commercial site in Singapore through its subsidiaries, Guoco Midtown Pte. Ltd. and Midtown Bay Pte. Ltd. As at 30 June 2024, \$310.5 million (2023: \$304.6 million) of non-controlling interests and \$27.4 million (2023: \$31.1 million) of amount due to non-controlling interests were in relation to contributions by the immediate holding company for its equity interests in the projects. During the financial year, \$1.0 million (2023: \$0.9 million) of interest payable was accrued in the amount due to non-controlling interests and \$6.0 million (2023: \$183.9 million) of shareholders' loan from non-controlling interests was capitalised.
- c. The Group has entered into shareholders' agreement with a related corporation, Hong Leong Holdings (China) Pte. Ltd., for the acquisition and development of four land parcels situated within Yuzhong and Yubei districts of Chongqing, the People's Republic of China through its subsidiary, GLL Chongqing 18 Steps Pte. Ltd. As at 30 June 2024, \$33.1 million (2023: \$89.3 million) of non-controlling interests and \$192.3 million (2023: \$131.0 million) of amount due to non-controlling interests were in relation to contributions by the related corporation for its equity interests in the projects. During the financial year, \$6.3 million (2023: \$6.0 million) of interest payable was accrued in the amount due to non-controlling interests and no (2023: \$41.5 million) shareholders' loan from non-controlling interests was capitalised.
- d. The Group has entered into shareholders' agreement with related corporations, Intrepid Investments Pte. Ltd and Hong Realty Pte. Ltd, for the acquisition and development of a residential site in Singapore through its subsidiaries, Midtown Modern Pte. Ltd. and Guoco Midtown II Pte. Ltd. As at 30 June 2024, \$69.6 million (2023: \$53.7 million) of non-controlling interests and \$109.5 million (2023: \$104.2 million) of amount due to non-controlling interests were in relation to contributions by the related corporations for their equity interests in the projects. During the year, \$4.2 million (2023: \$3.6 million) of interest payable was accrued in the amount due to non-controlling interests.
- e. The Group has entered into shareholders' agreement with a related corporation, Intrepid Investments Pte. Ltd, for the acquisition and development of a residential site in Singapore through its subsidiary, Lentor Mansion Pte. Ltd (formerly known as Lentor Gardens Pte. Ltd.). As at 30 June 2024, \$10.5 million (2023: \$18.0 million) of non-controlling interests and \$61.9 million (2023: \$52.1 million) of amount due to non-controlling interests were in relation to contributions by the related corporation for its equity interests in the project. During the financial year, no (2023: \$18.0 million) shareholders' loan from non-controlling interests was capitalised.
- f. The Group has entered into shareholders' agreement with related corporations, Intrepid Investments Pte. Ltd. and Hong Realty Pte. Ltd., for the acquisition and development of a residential site in Singapore through its joint venture, Carmel Development Pte. Ltd. ("Carmel"). As at 30 June 2024, \$307.0 million (2023: \$188.0 million) of shareholder's loan was injected into Carmel by the Group for its equity interest in the project (note 7). During the financial year, \$10.5 million (2023: \$6.5 million) of interest receivable was accrued in the amount due from joint venture.
- g. The Group has entered into shareholders' agreement with related corporations, Intrepid Investments Pte. Ltd. and TID Residential Pte. Ltd., for the acquisition and development of a residential site in Singapore through its joint venture, Lentor Hills Development Pte. Ltd. ("Lentor Hills"). As at 30 June 2024, \$84.0 million (2023: \$80.8 million) of shareholder's loan was injected into Lentor Hills by the Group for its equity interest in the project (note 7). During the financial year, \$3.2 million (2023: \$2.6 million) of interest receivable was accrued in the amount due from joint venture.
- h. During the financial year, the Group has entered into shareholders' agreement with a related corporation, Intrepid Investments Pte. Ltd. and a non-related corporation, for the acquisition and development of a residential site in Singapore through its joint venture, Lentor Central Park Pte. Ltd. ("Lentor CP"). As at 30 June 2024, \$49.4 million of shareholder's loan was injected into Lentor CP by the Group for its equity interest in the project (note 7). During the financial year, \$1.0 million (2023: Nil) of interest receivable was accrued in the amount due from joint venture.



**28. RELATED PARTY TRANSACTIONS (CONT'D)**

- i. During the financial year, the Group has entered into shareholders' agreement with a related corporation, Intrepid Investments Pte. Ltd., for the acquisition and development of a residential site in Singapore through its joint venture, Springleaf Parcel B Pte. Ltd. ("Springleaf"). As at 30 June 2024, \$133.9 million of shareholder's loan was injected into Springleaf by the Group for its equity interest in the project (note 7).

**29. CHANGES IN INTERESTS IN SUBSIDIARIES****Acquisition of non-controlling interests**

In the previous financial year, the Group acquired an additional interest of 30% in JB Parade Sdn. Bhd., increasing its ownership from 70% to 100%.

The following summaries the effect of changes in the Group's ownership interest in JB Parade Sdn Bhd. On the equity attributable to owners of the Company:-

	<b>2023</b>
	<b>\$'000</b>
Carrying amount of non-controlling interests acquired	(1,934)
Consideration paid to non-controlling interests	(3,170)
Decrease in equity attributable to owners of the Company	<u>(5,104)</u>

**30. FINANCIAL INSTRUMENTS****a. Financial Risk Management Objectives and Policies**

The Group operates and generates a substantial part of its business from Singapore, China and Malaysia. The Group's activities expose it to market risks, including the effects of changes in foreign currency exchange rates and interest rates. The Group's overall risk management program seeks to minimise the adverse effects caused by the unpredictability of financial markets on the financial performance of the Group.

Risk management is carried out by the Treasury Department of the Group under a set of approved policies which provides principles and guidelines for overall risk management, as well as policies covering specific areas, such as foreign exchange risk, interest rate risk, use of derivative financial instruments and investing excess liquidity.

Derivative financial instruments are used to reduce exposure to fluctuations in foreign exchange rates or interest rates. While these are subject to the risks of market rates changing subsequent to the execution of the derivative financial instruments, such changes are generally offset by opposite effects on the exposure being hedged.

The Group's accounting policy in relation to the derivative financial instruments is set out in note 3e.

# NOTES TO THE FINANCIAL STATEMENTS

For the year ended 30 June 2024

## 30. FINANCIAL INSTRUMENTS (CONT'D)

### b. Market Risk

Market risk is the risk that changes in market prices, such as foreign exchange rates and interest rates will affect the Group's income or the value of its holdings of financial instruments. The objective of market risk management is to manage and control market risk exposures within acceptable parameters, while optimising the return on risk.

#### (i) Foreign Currency Risk

The Group generally hedges its foreign exchange exposure using forward exchange contracts with external parties where appropriate. The contracts used in its hedging program have terms of 12 months or less. Foreign exchange exposures in transactional currencies other than functional currencies of the operating entities are kept to an acceptable level.

The Company does not have significant exposure to foreign currency risk.

The following table details the Group's exposure at the end of the reporting period to currency risk arising from recognised assets or liabilities denominated in a currency other than the functional currency of the entity to which they relate. Differences resulting from the translation of the financial statements of foreign operations into the Group's presentation currency and exposure arising from intercompany balances which are considered to be in the nature of interests in subsidiaries and derivatives entered into as net investment hedge (note 12) are excluded.

	<b>Chinese Renminbi \$'000</b>
<b>Group</b>	
<b>30 June 2024</b>	
Cash and cash equivalents	455
Other payables	(193,800)
Loans and borrowings	(401,388)
Net exposure in the statement of financial position	<u>(594,733)</u>
	<b>Chinese Renminbi \$'000</b>
<b>Group</b>	
<b>30 June 2023</b>	
Cash and cash equivalents	479
Other payables	(132,216)
Loans and borrowings	(235,314)
Net exposure in the statement of financial position	<u>(367,051)</u>

**30. FINANCIAL INSTRUMENTS (CONT'D)****b. Market Risk (cont'd)****(i) Foreign Currency Risk (cont'd)***Sensitivity Analysis*

A strengthening of the following foreign currencies against the functional currencies at the reporting date would increase or (decrease) the profit or loss by the amounts shown below. There is no impact on the other components of equity. This analysis assumes that all other variables, in particular interest rates, remain constant and does not take into account the associated tax effects and share of non-controlling interests.

<b>Functional Currencies</b>	<b>Foreign Currencies</b>	<b>Rate of Increase in Foreign Currencies</b>	<b>Profit Before Tax \$'000</b>
<b>Group</b>			
<b>2024</b>			
SGD	RMB	1.69%	(10,051)
<b>2023</b>			
SGD	RMB	3.17%	(11,636)

A weakening of the above foreign currencies against the functional currencies would have an equal but opposite effect.

**(ii) Interest Rate Risk**

The Group's policy is to minimise adverse effects on the financial performance of the Group as a result of changes in market interest rates. The Treasury Department evaluates, recommends and carries out hedge strategies that have been approved. The management of interest rate risk is reported and reviewed by on a monthly basis. To obtain the most favourable overall finance cost, the Group may use interest rate swaps to hedge its interest rate exposure. Apart from cash and cash equivalents, the Group has no other significant interest-bearing assets.

The Group determines the existence of an economic relationship between the hedging instrument and hedged item based on the reference interest rates, tenors, repricing dates and maturities and the notional or par amounts. If a hedging relationship is directly affected by uncertainty arising from interest rate benchmark reform, then the Group assumes for this purpose that the benchmark interest rate is not altered as a result of interest rate benchmark reform.

The Group assesses whether the derivative designated in each hedging relationship is expected to be effective in offsetting changes in cash flows of the hedged item using the hypothetical derivative method.

In these hedge relationships, the main sources of ineffectiveness are:-

- the effect of the counterparty and the Group's own credit risk on the fair value of the swaps, which is not reflected in the change in the fair value of the hedged cash flows attributable to the change in interest rates; and
- differences in repricing dates between the swaps and the borrowings.

# NOTES TO THE FINANCIAL STATEMENTS

For the year ended 30 June 2024

## 30. FINANCIAL INSTRUMENTS (CONT'D)

### b. Market Risk (cont'd)

#### (ii) Interest Rate Risk (cont'd)

Hedging relationships that are impacted by interest rate benchmark reform may experience ineffectiveness because of a timing mismatch between the hedged item and the hedging instrument regarding interest rate benchmark reform transition. For further details, see 'Managing interest rate benchmark reform and associated risks' below.

#### **Managing interest rate benchmark reform and associated risks**

##### *Overview*

A fundamental reform of a major interest rate benchmarks is being undertaken globally, including the replacement of some interbank offered rates (IBORs) with alternative nearly risk-free rates (referred to as 'IBOR reform'). The Group has exposures to IBORs on its financial instruments that will be replaced or reformed as part of these market-wide initiatives.

In Singapore, the Steering Committee for SOR and SIBOR transition to SORA ("SC-STs") together with the Association of Banks in Singapore (ABS) and Singapore Foreign Exchange Market Committee ("SFEMC"), has identified the Singapore Overnight Rate Average (SORA) as the alternative interest rate benchmark to replace SIBOR and SOR in Singapore. The timeline for SORA to replace SOR and SIBOR is by the end of June 2023 and December 2024 respectively.

In 2023, the Group amended its financial instruments indexed to SOR, while in 2024, the Group completed the process of amending its financial instruments with contractual terms indexed to SIBOR. The amendments to SOR and SIBOR financial instruments incorporated the new benchmark rate (i.e. SORA).

##### *Non-derivative financial liabilities*

Historically, the Group's IBOR exposures to non-derivative financial liabilities included bank loans and unsecured medium-term notes issued indexed to SIBOR and SOR. The Group has modified its non-derivative financial liabilities indexed to SIBOR and SOR to reference SORA during the years ended 30 June 2024 and 30 June 2023 respectively.

##### *Derivatives*

The Group holds interest rate swaps for risk management purposes which are designated in cash flow hedging relationships. The interest rate swaps have floating legs that are indexed to SORA. The Group's derivative instruments are governed by contracts based on the International Swaps and Derivatives Association (ISDA)'s master agreements.

##### *Hedge accounting*

The Group's hedged items and hedging instruments are indexed to IBOR benchmark rate which is SORA. These benchmark rates are quoted each day and the cash flows are exchanged with its counterparties as usual.

The Group replaced its SIBOR and SOR interest rate derivatives used in cash flow hedging relationships with economically equivalent interest rate derivatives referencing SORA in 2023. Therefore, there is no longer uncertainty about when and how replacement may occur with respect to the relevant hedged items and hedging instruments. As a result, the Group no longer applies the Phase 1 Amendments to FRS 109 on Interest Rate Benchmark Reform to those hedging relationships.

**30. FINANCIAL INSTRUMENTS (CONT'D)****b. Market Risk (cont'd)****(ii) Interest Rate Risk (cont'd)****Total amounts of unreformed contracts, including those with an appropriate fallback clause**

In the previous financial year, the Group monitors the progress of transition from IBORs to new benchmark rates by reviewing the total amounts of contracts that have yet to transition to an alternative benchmark rate and the amounts of such contracts that include an appropriate fallback clause. The Group considers that a contract is not yet transitioned to an alternative benchmark rate when interest under the contract is indexed to a benchmark rate that is still subject to interest rate benchmark reform, even if it includes a fallback clause that deals with the cessation of the existing IBOR (referred to as an 'unreformed contract').

The following table shows the total amounts of unreformed contracts and those with appropriate fallback language at 30 June 2023. The amounts of financial liabilities are shown at their carrying amounts and derivatives are shown at their nominal amounts. There is no unreformed contract as at 30 June 2024.

	<b>SOR</b>	
	<b>Total amount of unreformed contracts \$'000</b>	<b>Amount with appropriate fallback clause \$'000</b>
	<hr/>	<hr/>
<b>Group</b>		
<b>30 June 2023</b>		
<b>Derivatives</b>		
Interest rate swaps	657,331	657,331
	<hr/>	<hr/>

In the previous financial year, the Group's exposure to Singapore-dollar SOR designated in hedging relationships is \$657.3 million, representing the nominal amount of the hedging interest rate swap and the principal amount of the Group's hedged SGD-denominated secured bank loan liabilities that matured in calendar year 2024.

# NOTES TO THE FINANCIAL STATEMENTS

For the year ended 30 June 2024

## 30. FINANCIAL INSTRUMENTS (CONT'D)

### b. Market Risk (cont'd)

#### (ii) Interest Rate Risk (cont'd)

*Exposure to interest rate risk*

At the reporting date, the interest rate profile of the Group's interest-bearing financial instruments, as reported to the management, was as follows:-

	<b>Group</b>	
	<b>Nominal amount</b>	
	<b>30 June</b>	<b>30 June</b>
	<b>2024</b>	<b>2023</b>
	<b>\$'000</b>	<b>\$'000</b>
<b>Fixed rate instruments</b>		
Financial assets	<b>594,169</b>	589,578
Financial liabilities	<b>(1,713,289)</b>	(1,202,142)
Interest rate swaps	<b>(99,900)</b>	(986,000)
	<b>(1,219,020)</b>	(1,598,564)
<b>Variable rate instruments</b>		
Financial liabilities	<b>(4,088,396)</b>	(4,380,564)
Interest rate swaps	<b>99,900</b>	986,000
	<b>(3,988,496)</b>	(3,394,564)

*Fair value sensitivity analysis for fixed rate instruments*

The Group does not account for any fixed rate financial assets and liabilities at fair value through profit or loss, and the Group does not designate derivatives (interest rate swaps) as hedging instruments under a fair value hedge accounting model. Therefore, in respect of the fixed rate assets and liabilities, a change in interest rates at the reporting date would not affect profit or loss.

*Cash flow sensitivity analysis for variable rate instruments*

An increase in the interest rates of 58 basis points for SGD (2023: 19 basis points) at the reporting date would decrease the Group's profit before income tax by \$23.1 million (2023: \$6.4 million). The impact on the Group's profit is estimated as an annualised impact on interest expense or income of such a change in interest rates. There is no impact on the other components of equity. This analysis assumes that all other variables, in particular foreign currency rates, remain constant and does not take into account the effects of qualifying borrowing costs allowed for capitalisation, the associated tax effects and share of non-controlling interests. A decrease in the interest rates would have an equal but opposite effect.

### 30. FINANCIAL INSTRUMENTS (CONT'D)

#### c. Credit Risk

Credit risk is the risk of financial loss to the Group if a customer or counterparty to a financial instrument fails to meet its contractual obligations and arises principally from the Group's receivables from customers and investment securities.

The carrying amount of financial assets in the statement of financial position represents the Group and the Company's respective maximum exposure to credit risk, before taking into account any collateral held. The Group and the Company do not hold any collateral in respect of its financial assets. The Group collects rental deposits from its tenants.

#### *Trade receivables and other receivables and contract assets*

The Group uses a provision matrix to measure the lifetime expected credit loss allowance for trade receivables and contract assets.

In measuring the expected credit losses, trade and other receivables and contract assets are grouped based on similar credit risk characteristics and days past due. In calculating the expected credit loss rates, the Group considers historical loss rates for each category of customers under each business.

Trade and other receivables and contract assets are written off when there is no reasonable expectation of recovery, such as a debtor failing to engage in a repayment plan with the Group. The Group generally considers a financial asset as in default if the counterparty fails to make contractual payments within 90 days when they fall due and writes off the financial asset when the Group assesses that the debtor fails to make contractual payments. Where receivables are written off, the Group continues to engage in enforcement activity to attempt to recover the receivables due. Where recoveries are made, these are recognised in profit or loss.

(i) The movements in credit loss allowance on trade and other receivables of the Group are as follows:-

	<b>Trade receivables \$'000</b>	<b>Other receivables \$'000</b>	<b>Total \$'000</b>
<b>Group</b>			
At 1 July 2023	635	600	1,235
Allowance during the year	17	-	17
Reversal of allowance during the year	(11)	-	(11)
Translation differences	(6)	23	17
At 30 June 2024	<b>635</b>	<b>623</b>	<b>1,258</b>
At 1 July 2022	659	653	1,312
Allowance during the year	32	-	32
Reversal of allowance during the year	(1)	-	(1)
Translation differences	(55)	(53)	(108)
At 30 June 2023	<b>635</b>	<b>600</b>	<b>1,235</b>

## NOTES TO THE FINANCIAL STATEMENTS

For the year ended 30 June 2024

### 30. FINANCIAL INSTRUMENTS (CONT'D)

#### c. Credit Risk (cont'd)

(ii) The movements in credit loss allowance on amounts due from subsidiaries of the Company are as follows:-

	Note	Company	
		30 June 2024 \$'000	30 June 2023 \$'000
At 1 July		108,458	32,458
(Reversal)/Provision of allowance during the year	6	(108,000)	76,000
At 30 June		<u>458</u>	<u>108,458</u>

No aging analysis of contract assets and other receivables are presented as the majority of outstanding balances as at 30 June 2024 are current. The Group assesses that no credit loss allowance on contract assets is required.

The Company's credit risk exposure to trade and other receivables is immaterial.

The Group limits its exposure to credit risk on investments in securities by dealing exclusively with high credit rating counterparties.

Transactions involving derivative financial instruments are allowed only with counterparties that are of high credit quality. It is the Group's policy to enter into financial instruments with a diversity of creditworthy local and international financial institutions.

Cash is placed with regulated financial institutions. Cash and cash equivalents are subject to immaterial credit loss.

The Group's policy is to provide financial guarantees only to wholly owned subsidiaries. The maximum exposure of the Company in respect of the intra-group financial guarantees is set out in note 17. At the reporting date, the Company does not consider it probable that a claim will be made against the Company under the intra-group financial guarantees.

#### d. Liquidity Risk

Liquidity risk is the risk that the Group will encounter difficulty in meeting the obligations associated with its financial liabilities that are settled by delivering cash or another financial asset. The Group's approach to managing liquidity is to ensure, as far as possible, that it will always have sufficient liquidity to meet its liabilities when due, under both normal and stressed conditions, without incurring unacceptable losses or risking damage to the Group's reputation.

The Group monitors its liquidity risk by actively managing its debt portfolio and operating cash flows to ensure that all refinancing, repayments and funding requirements of the Group's operations are met. The Group maintains a sufficient level of cash and cash equivalents to meet the Group's working capital requirements.

The Group has contractual commitments to incur capital expenditure on its investment properties and development properties (note 31).



### 30. FINANCIAL INSTRUMENTS (CONT'D)

#### d. Liquidity Risk (cont'd)

The following are the contractual undiscounted cash outflows of financial liabilities, including interest payments:-

	Carrying amount \$'000	Contractual cash flows \$'000	Cash flows		
			Within 1 year \$'000	Between 1 and 5 years \$'000	More than 5 years \$'000
<b>Group</b>					
<b>30 June 2024</b>					
<b>Non-derivative financial liabilities</b>					
Trade and other payables*	(574,828)	(575,706)	(392,985)	(180,880)	(1,841)
Loans and borrowings	(5,267,467)	(5,745,942)	(2,421,645)	(3,260,515)	(63,782)
	<b>(5,842,295)</b>	<b>(6,321,648)</b>	<b>(2,814,630)</b>	<b>(3,441,395)</b>	<b>(65,623)</b>
<b>30 June 2023</b>					
<b>Non-derivative financial liabilities</b>					
Trade and other payables*	(510,372)	(511,596)	(292,792)	(215,776)	(3,028)
Loans and borrowings	(5,114,224)	(5,692,998)	(1,133,178)	(4,490,325)	(69,495)
	<b>(5,624,596)</b>	<b>(6,204,594)</b>	<b>(1,425,970)</b>	<b>(4,706,101)</b>	<b>(72,523)</b>
<b>Company</b>					
<b>30 June 2024</b>					
<b>Non-derivative financial liabilities</b>					
Trade and other payables*			(922)	(922)	(922)
<b>30 June 2023</b>					
<b>Non-derivative financial liabilities</b>					
Trade and other payables*			(1,185)	(1,185)	(1,185)

\* Excludes amounts due to non-controlling interests, subsidiaries and contract liabilities

The amounts due to non-controlling interests/amounts due to subsidiaries have not been included in the above table as the repayment is at the discretion of the Boards of the borrowing subsidiaries/the Company.

The maturity analysis shows the contractual undiscounted cash flows of the financial liabilities of the Group and the Company on the basis of their earliest possible contractual maturity. The disclosure shows net cash flow amounts for derivatives that are net cash-settled and gross cash inflow and outflow amounts for derivatives that have simultaneous gross cash settlement e.g. forward exchange contracts. Net-settled derivative financial assets are included in the maturity analyses as they are held to hedge the cash flow variability of the Group's floating rate loans. Except for these financial liabilities and the cash flows arising from the derivatives, it is not expected that the cash flows included in the maturity analysis above could occur significantly earlier, or at significantly different amounts.

## NOTES TO THE FINANCIAL STATEMENTS

For the year ended 30 June 2024

### 30. FINANCIAL INSTRUMENTS (CONT'D)

#### e. Accounting Classifications and Fair Values

The carrying amounts and fair values of financial assets and financial liabilities, including their levels in the fair value hierarchy are as follows. It does not include fair value information for financial assets and financial liabilities not measured at fair value if the carrying amount is a reasonable approximation of fair value. The carrying amounts of the Company's assets and liabilities approximate its fair value.

	← Carrying amount →				← Fair value →			
	Fair value through profit or loss \$'000	At amortised cost \$'000	Other financial liabilities \$'000	Total \$'000	Level 1 \$'000	Level 2 \$'000	Level 3 \$'000	Total \$'000
<b>Group</b>								
<b>30 June 2024</b>								
<b>Financial assets measured at fair value</b>								
Derivative financial assets	488	-	-	488	-	488	-	488
	<b>488</b>	<b>-</b>	<b>-</b>	<b>488</b>				
<b>Financial assets not measured at fair value</b>								
Trade and other receivables <sup>#</sup>	-	192,520	-	192,520				
Cash and cash equivalents	-	984,155	-	984,155				
	<b>-</b>	<b>1,176,675</b>	<b>-</b>	<b>1,176,675</b>				
<b>Financial liabilities not measured at fair value</b>								
Loans and borrowings	-	-	5,267,467	5,267,467	-	5,257,902	-	5,257,902
Trade and other payables <sup>*</sup>	-	-	1,109,047	1,109,047				
	<b>-</b>	<b>-</b>	<b>6,376,514</b>	<b>6,376,514</b>				

<sup>#</sup> Excludes prepayments, tax recoverable and derivatives

<sup>\*</sup> Excludes contract liabilities

### 30. FINANCIAL INSTRUMENTS (CONT'D)

#### e. Accounting Classifications and Fair Values (cont'd)

	← Carrying amount →				← Fair value →			
	Fair value through profit or loss	At amortised cost	Other financial liabilities	Total	Level 1	Level 2	Level 3	Total
	\$'000	\$'000	\$'000	\$'000	\$'000	\$'000	\$'000	\$'000
<b>Group</b>								
<b>30 June 2023</b>								
<b>Financial assets measured at fair value</b>								
Derivative financial assets	9,683	-	-	9,683	-	9,683	-	9,683
	<u>9,683</u>	<u>-</u>	<u>-</u>	<u>9,683</u>				
<b>Financial assets not measured at fair value</b>								
Trade and other receivables <sup>#</sup>	-	114,645	-	114,645				
Cash and cash equivalents	-	890,444	-	890,444				
	<u>-</u>	<u>1,005,089</u>	<u>-</u>	<u>1,005,089</u>				
<b>Financial liabilities not measured at fair value</b>								
Loans and borrowings	-	-	5,114,224	5,114,224	-	5,094,995	-	5,094,995
Trade and other payables <sup>*</sup>	-	-	973,377	973,377				
	<u>-</u>	<u>-</u>	<u>6,087,601</u>	<u>6,087,601</u>				

<sup>#</sup> Excludes prepayments, tax recoverable and derivatives

<sup>\*</sup> Excludes contract liabilities

#### (i) Valuation techniques and significant unobservable inputs

The following tables show the valuation techniques used in measuring Level 2 fair values.

##### Financial instruments measured at fair value

Type	Valuation technique
<b>Group</b> Interest rate swaps	<i>Market comparison technique:</i> The fair values are based on broker quotes. Similar contracts are traded in an active market and the quotes reflect the actual transactions in similar instruments.

##### Financial instruments not measured at fair value

Type	Valuation technique
<b>Group</b> Loans and borrowings	<i>Discounted cash flow method:</i> The valuation model considers the present value of future principal and interest cash flows, discounted at the market rate of interest at the measurement date.

#### (ii) Transfers between Level

There were no transfers between levels during the financial year.

# NOTES TO THE FINANCIAL STATEMENTS

For the year ended 30 June 2024

## 31. COMMITMENTS

The Group had the following commitments as at the reporting date:-

	Group	
	2024	2023
	\$'000	\$'000
Capital expenditure contracted but not provided for in the financial statements:-		
- investment properties	21,932	130,217
- development properties	566,380	548,814
	<b>588,312</b>	<b>679,031</b>

## 32. CONTINGENT LIABILITIES

On 20 August 2015, the Group, through its subsidiary, GuocoLand (China) Limited ("GLC"), entered into a Master Transaction Agreement (the "Agreement") to dispose of all the equity, contractual and loan interest of GLC in or relating to the Dongzhimen project in Beijing ("DZM Project"). The Agreement provides that the buyer will indemnify GLC, its affiliates and representatives from and against all actions, losses and liabilities to which any of these parties is or may become subject to arising out of or related to the DZM Project in accordance with the terms and conditions therein.

## 33. OPERATING SEGMENTS

Management has determined the operating segments based on the reports reviewed by the Group Chief Executive Officer ("GCEO") that are used to make strategic decisions. The Group's reportable operating segments are as follows:-

- a. GuocoLand Singapore – development of residential, commercial and integrated properties, and property investment (holding properties for rental income) in Singapore.
- b. GuocoLand China – development of residential, commercial and integrated properties, and property investment (holding properties for rental income) in China.
- c. GuocoLand Malaysia – development of residential, commercial and integrated properties, and property investment (holding properties for rental income) in Malaysia.

The hotel operations of the Group, which is in Singapore and Malaysia, and its investment in EcoWorld International Berhad, which is in the investment of property development business in United Kingdom and Australia, are not significant to the Group and have been included in the "Unallocated" column. During the financial year, the Group has disposed its investment in Ecoworld International Berhad (note 7).

Information regarding the results of each reportable segment is included below. Performance is measured based on segment profit after income tax, as included in the internal management reports that are reviewed by the GCEO. Segment profit is used to measure performance as management believes that such information is the most relevant in evaluating the results of certain segments relative to other entities that operate within these industries.

In presenting information on the basis of geographical segments, segment revenue is based on the geographical location of customers. Non-current assets are based on the geographical location of the assets.

**33. OPERATING SEGMENTS (CONT'D)****Operating Segments**

	GuocoLand Singapore \$'000	GuocoLand China \$'000	GuocoLand Malaysia \$'000	Sub-Total \$'000	Unallocated \$'000	Total \$'000
<b>2024</b>						
<b>Revenue</b>						
External revenue	<b>1,472,660</b>	<b>169,333</b>	<b>106,212</b>	<b>1,748,205</b>	<b>70,649</b>	<b>1,818,854</b>
<b>Results</b>						
Operating profit/(loss)	<b>332,006</b>	<b>(19,014)</b>	<b>22,398</b>	<b>335,390</b>	<b>(15,363)</b>	<b>320,027</b>
Share of profit/(loss) of associates and joint ventures (net of tax)	<b>16,481</b>	<b>102</b>	<b>3,143</b>	<b>19,726</b>	<b>(4,934)</b>	<b>14,792</b>
Finance income	<b>12,553</b>	<b>6,629</b>	<b>1,158</b>	<b>20,340</b>	<b>15,533</b>	<b>35,873</b>
Finance costs	<b>(161,368)</b>	<b>(10,581)</b>	<b>(5,666)</b>	<b>(177,615)</b>	<b>(61,856)</b>	<b>(239,471)</b>
Net finance costs	<b>(148,815)</b>	<b>(3,952)</b>	<b>(4,508)</b>	<b>(157,275)</b>	<b>(46,323)</b>	<b>(203,598)</b>
	<b>199,672</b>	<b>(22,864)</b>	<b>21,033</b>	<b>197,841</b>	<b>(66,620)</b>	<b>131,221</b>
Fair value gain on investment properties	<b>37,010</b>	<b>883</b>	<b>1,021</b>	<b>38,914</b>	<b>1,300</b>	<b>40,214</b>
Profit/(Loss) before tax	<b>236,682</b>	<b>(21,981)</b>	<b>22,054</b>	<b>236,755</b>	<b>(65,320)</b>	<b>171,435</b>
Tax (expense)/credit	<b>(20,919)</b>	<b>(52,652)</b>	<b>(3,051)</b>	<b>(76,622)</b>	<b>127</b>	<b>(76,495)</b>
Profit/(Loss) for the year	<b>215,763</b>	<b>(74,633)</b>	<b>19,003</b>	<b>160,133</b>	<b>(65,193)</b>	<b>94,940</b>
Segment assets	<b>9,084,668</b>	<b>2,215,881</b>	<b>545,718</b>	<b>11,846,267</b>	<b>494,969</b>	<b>12,341,236</b>
Segment liabilities	<b>4,002,107</b>	<b>899,206</b>	<b>166,273</b>	<b>5,067,586</b>	<b>1,678,912</b>	<b>6,746,498</b>
<i>Other segment items:-</i>						
Associates and joint ventures	<b>655,032</b>	<b>4,574</b>	<b>124,126</b>	<b>783,732</b>	<b>-</b>	<b>783,732</b>
Depreciation	<b>(285)</b>	<b>(374)</b>	<b>(1,462)</b>	<b>(2,121)</b>	<b>(8,894)</b>	<b>(11,015)</b>
Capital expenditure	<b>92,870</b>	<b>-</b>	<b>476</b>	<b>93,346</b>	<b>3,901</b>	<b>97,247</b>

## NOTES TO THE FINANCIAL STATEMENTS

For the year ended 30 June 2024

### 33. OPERATING SEGMENTS (CONT'D)

#### Operating Segments (cont'd)

	GuocoLand Singapore \$'000	GuocoLand China \$'000	GuocoLand Malaysia \$'000	Sub-Total \$'000	Unallocated \$'000	Total \$'000
<b>2023</b>						
<b>Revenue</b>						
External revenue	1,221,259	139,388	114,966	1,475,613	68,819	1,544,432
<b>Results</b>						
Operating profit/(loss)	290,483	16,020	21,228	327,731	(45,718)	282,013
Share of profit/(loss) of associates and joint ventures (net of tax)	17,780	42	3,181	21,003	(12,528)	8,475
Finance income	8,122	9,095	879	18,096	9,779	27,875
Finance costs	(111,822)	(2,000)	(6,525)	(120,347)	(29,386)	(149,733)
Net finance costs	(103,700)	7,095	(5,646)	(102,251)	(19,607)	(121,858)
	204,563	23,157	18,763	246,483	(77,853)	168,630
Fair value gain on investment properties	126,973	25,804	1,694	154,471	1,800	156,271
Profit/(Loss) before tax	331,536	48,961	20,457	400,954	(76,053)	324,901
Tax (expense)/credit	(23,748)	(29,101)	(5,449)	(58,298)	2,235	(56,063)
Profit/(Loss) for the year	307,788	19,860	15,008	342,656	(73,818)	268,838
Segment assets	8,702,584	2,093,005	569,077	11,364,666	645,154	12,009,820
Segment liabilities	4,062,907	861,939	197,746	5,122,592	1,317,284	6,439,876
<i>Other segment items:-</i>						
Associates and joint ventures	286,590	4,497	102,893	393,980	125,522	519,502
Depreciation	(138)	(587)	(1,942)	(2,667)	(9,493)	(12,160)
Impairment loss on investment in a joint venture	-	-	-	-	(44,000)	(44,000)
Capital expenditure	151,412	7,290	3,544	162,246	1,913	164,159

**33. OPERATING SEGMENTS (CONT'D)****Geographical information**

	<b>External Revenue \$'000</b>	<b>Non-current Assets# \$'000</b>
<b>2024</b>		
Singapore	<b>1,515,278</b>	<b>6,849,238</b>
China	<b>169,333</b>	<b>584,969</b>
Malaysia	<b>134,243</b>	<b>341,484</b>
	<b>1,818,854</b>	<b>7,775,691</b>
<b>2023</b>		
Singapore	1,262,064	6,354,697
China	139,388	359,139
Malaysia	142,980	322,694
Others	-	125,520
	1,544,432	7,162,050

# Excludes deferred tax assets.

**Major customers**

There are no customers contributing more than 10 percent to the revenue of the Group.

**34. NEW STANDARDS AND INTERPRETATIONS NOT ADOPTED**

A number of new standards and interpretations and amendments to standards are effective for annual periods beginning after 1 July 2023 and earlier application is permitted; however, the Group has not early adopted the new or amended standards and interpretations in preparing these financial statements. The Group is in the process of assessing the impact of the new standards and amendments to standards on its financial statements.

## OTHER INFORMATION

### MAJOR PROPERTIES

The details of the major properties held by the Group are as follows:-

Singapore	Tenure	Stage of Completion	Expected Date of Completion	Site Area (sq m)	Gross Floor Area (sq m)	Group's Effective Interest (%)
<b>Integrated Developments</b>						
<b>Guoco Tower</b> Comprises a 37-Storey Office Block, 6-Storey of Retail & F&B Space, 181 Residential Units (Wallich Residence) and a Luxury Hotel (Sofitel Singapore City Centre) Located at 1/3/5/7/9 Wallich Street	99-Year Lease With Effect From 21.02.2011	N/A	Completed	15,023	157,738	80.00
<b>Guoco Midtown</b> Comprises a 30-Storey Office Tower, Network Hub, Retail and Community Spaces, and 219 Residential Units (Midtown Bay) Located at Beach Road	99-Year Lease With Effect From 02.01.2018	N/A	Completed	22,202	90,029	70.00
<b>Midtown Modern</b> Comprises Retail Units and 2 Blocks of Residential Units and Community Spaces Located at Tan Quee Lan Street	99-Year Lease With Effect From 10.12.2019	Structural, Architectural & M&E Works	4 <sup>th</sup> Quarter 2024	11,531	48,430	60.00
<b>Lentor Modern</b> Comprises 3 Blocks of Residential Units and Community Spaces, Early Childhood Development Centre, Retail and F&B Space Located at Lentor Central	99-Year Lease With Effect From 26.10.2021	Structural, Architectural & M&E Works	1 <sup>st</sup> Half 2026	17,280	60,480	100.00
<b>Commercial Properties</b>						
<b>20 Collyer Quay</b> 24-Storey Office Block <sup>^</sup> Located at Singapore 049319	999-Year Lease With Effect From 05.11.1862	N/A	Completed	2,273	23,248	100.00
<b>Reversionary Interests in Freehold Land</b> Located at Lots 99951A, 99952K and 99953N Part of 61 Robinson Road Singapore 068893	#	N/A	Completed	1,405	15,738	100.00
<b>Residential</b>						
<b>Lentor Mansion</b> Comprises 6 Blocks of Residential Units with Childcare Facilities Located at Lentor Gardens	99-Year Lease With Effect From 11.07.2023	Piling Works	1 <sup>st</sup> Half 2028	21,867	45,921	60.00



**MAJOR PROPERTIES (CONT'D)**

The details of the major properties held by the Group are as follows:- (cont'd)

The People's Republic of China	Tenure	Stage of Completion	Expected Date of Completion	Site Area (sq m)	Gross Floor Area (sq m)	Group's Effective Interest (%)
<b>Integrated Developments</b>						
<b>Guoco Changfeng City</b> Comprises two 18-Storey Office Towers and a Basement Retail Located in Putuo District, Shanghai	50-Year Land Use Rights With Effect From 11.12.2005	N/A	Completed	43,500	133,065	100.00
<b>Guoco 18T</b> Comprises Residential Units and Commercial Units Located in Yuzhong District, Chongqing	Residential: 50-Year Land Use Rights Till 29.06.2069  Commercial: 40-Year Land Use Rights Till 29.06.2059	Plot 1: Works In Progress  Plot 2: N/A  Plot 3 and 4: Planning	In phases from 2 <sup>nd</sup> Quarter 2024 to 3 <sup>rd</sup> Quarter 2025  Completed  *	48,961	340,889	75.00
<b>Residential</b>						
<b>Guoco Central Park</b> Comprises Residential Units Located in Liangjiang District, Chongqing	50-Year Land Use Rights Till 18.01.2071	Plot 1 and 2: Planning  Plot 3 and 4: Works In Progress	*  In phases from 4 <sup>th</sup> Quarter 2024 to 4 <sup>th</sup> Quarter 2026	141,958	197,600	75.00

## OTHER INFORMATION

### MAJOR PROPERTIES (CONT'D)

The details of the major properties held by the Group are as follows:- (cont'd)

Malaysia	Tenure	Stage of Completion	Expected Date of Completion	Site Area (sq m)	Gross Floor Area (sq m)	Group's Effective Interest (%)
<b>Integrated Developments</b>						
<b>Damansara City</b> Comprises 2 Condominium Blocks (DC Residensi), a Mall (DC Mall) and a Hotel (Sofitel Kuala Lumpur Damansara) Located at Lot 58303 Bukit Damansara, Kuala Lumpur	Freehold	N/A	Completed	32,450	139,646	68.00
<b>Emerald 9</b> Comprises Serviced Apartments, Offices and Retail Located at Lots 809 and 810, Cheras Batu 8 ¼ and 8 ½, Jalan Cheras, Daerah Hulu Langat, Selangor	Freehold	Phase 1: N/A Phase 2, 3 and 4: Works in Progress	Completed  In phases from 2 <sup>nd</sup> Quarter 2026 to 1 <sup>st</sup> Quarter 2027	41,010	287,235	68.00
<b>Commercial Properties</b>						
<b>PJ Corporate Park</b> Located at Lot 13507, Seksyen 32, Bandar Petaling Jaya, Daerah Petaling, Selangor	Leasehold Till 12.12.2107	Planning	*	12,974	38,053	68.00
<b>Residential</b>						
<b>Emerald Hills</b> Located at Lots 7585 to 7589, 7597 to 7600, 103882 and PT 15231, Mukim Petaling Wilayah Persekutuan, Kuala Lumpur	Freehold	Phase 1: N/A Phase 2: Works In Progress	Completed  4 <sup>th</sup> Quarter 2024	191,658	245,980	68.00
<b>Oval Kuala Lumpur</b> Located at Seksyen 63, Bandar & Daerah Kuala Lumpur, Wilayah Persekutuan Kuala Lumpur	Freehold	N/A	Completed	7,136	19,172	68.00
<b>Others</b>						
Vacant Agriculture Land Located at Mukim of Jasin, Melaka Darul Amin	Freehold	Planning	*	7,153,439	7,153,439	46.24

N/A: Not applicable.

<sup>^</sup> The Group disposed of its interests in a 50-year lease (with effect from 29 January 1985) in 7 office units and a 99-year lease (with effect from 1 March 1985) in 3 office units to third parties. Accordingly, the Group recognised its reversionary interests in these office units.

<sup>#</sup> The Group disposed of its interests in a 98-year lease (with effect from 19 March 1998) in the freehold land to a third party. Accordingly, the Group recognised its reversionary interests in the freehold land.

<sup>\*</sup> Not available as these developments have not commenced construction or have not been launched yet.

# SHAREHOLDING STATISTICS

As at 2 September 2024

## SHARE CAPITAL

Number of Issued Shares	:	1,183,373,276
Class of Shares	:	Ordinary shares
Voting Rights	:	One vote per share
Number of Treasury Shares	:	Nil
Number of Subsidiary Holdings*	:	Nil

\* "Subsidiary Holdings" is defined in the Listing Manual of the SGX-ST to mean shares referred to in Sections 21(4), 21(4B), 21(6A) and 21(6C) of the Companies Act 1967.

## DISTRIBUTION OF SHAREHOLDINGS

Size of Shareholdings	No. of Shareholders	%	No. of Shares	%
1 – 99	237	4.03	5,183	0.00
100 – 1,000	789	13.42	585,714	0.05
1,001 – 10,000	3,581	60.90	17,147,610	1.45
10,001 – 1,000,000	1,252	21.29	56,868,600	4.81
1,000,001 and above	21	0.36	1,108,766,169	93.69
<b>Total</b>	<b>5,880</b>	<b>100.00</b>	<b>1,183,373,276</b>	<b>100.00</b>

## TWENTY LARGEST SHAREHOLDERS

No.	Name	No. of Shares	%
1.	GuocoLand Assets Pte. Ltd.	791,017,434	66.84
2.	Raffles Nominees (Pte) Limited	75,516,912	6.38
3.	HSBC (Singapore) Nominees Pte Ltd	48,685,282	4.11
4.	Citibank Nominees Singapore Pte Ltd	39,585,523	3.35
5.	Kwek Leng Hai	35,290,914	2.98
6.	Maybank Securities Pte. Ltd.	30,211,756	2.55
7.	CGS International Securities Singapore Pte Ltd	24,057,299	2.03
8.	KGI Securities (Singapore) Pte. Ltd.	20,209,090	1.71
9.	DBS Nominees Pte Ltd	15,007,364	1.27
10.	Lim and Tan Securities Pte Ltd	3,612,500	0.31
11.	UOB Kay Hian Pte Ltd	3,542,654	0.30
12.	Phillip Securities Pte Ltd	3,402,780	0.29
13.	United Overseas Bank Nominees Pte Ltd	2,935,582	0.25
14.	iFAST Financial Pte Ltd	2,694,476	0.23
15.	Violet Lee Hui Min	2,648,300	0.22
16.	Soon Li Heng Civil Engineering Pte Ltd	2,100,000	0.18
17.	OCBC Nominees Singapore Pte Ltd	1,826,803	0.15
18.	Lee Yuen Shih	1,779,000	0.15
19.	Morph Investments Ltd	1,745,000	0.15
20.	Tan Kah Boh Robert@ Tan Kah Boo	1,550,000	0.13
	<b>Total</b>	<b>1,107,418,669</b>	<b>93.58</b>

## SHAREHOLDING HELD IN THE HANDS OF PUBLIC

Based on information available to the Company as at 2 September 2024, approximately 18.97% of the total number of issued ordinary shares of the Company was held by the public. Accordingly, Rule 723 of the Listing Manual of the SGX-ST has been complied with.

# SHAREHOLDING STATISTICS

As at 2 September 2024

## SUBSTANTIAL SHAREHOLDERS

(As shown in the Register of Substantial Shareholders as at 2 September 2024)

Substantial Shareholders	Direct Interest No. of Shares	Deemed Interest No. of Shares	% <sup>1</sup>
GuocoLand Assets Pte. Ltd.	790,507,734	–	66.80
Fairbury Pte. Ltd. <sup>2</sup>	73,604,933	–	6.22
Guoco Group Limited	–	790,507,734 <sup>3</sup>	66.80
GuoLine Overseas Limited	–	790,507,734 <sup>3</sup>	66.80
GuoLine Capital Assets Limited	–	822,969,052 <sup>4</sup>	69.54
Hong Leong Investment Holdings Pte. Ltd.	–	824,368,452 <sup>4</sup>	69.66
Quek Leng Chan	–	850,285,371 <sup>5</sup>	71.85

<sup>1</sup> The percentage is calculated based on the total number of issued ordinary shares.

<sup>2</sup> Trust established in respect of the Company's share scheme for its executives.

<sup>3</sup> Deemed interest arising through GuocoLand Assets Pte. Ltd. by virtue of the operation of Section 7 of the Companies Act 1967.

<sup>4</sup> Deemed interest arising through GuocoLand Assets Pte. Ltd. and a company in which the substantial shareholder has interest by virtue of the operation of Section 7 of the Companies Act 1967.

<sup>5</sup> Deemed interest arising through GuocoLand Assets Pte. Ltd. and 3 companies in which the substantial shareholder has interest by virtue of the operation of Section 7 of the Companies Act 1967.

## INTERESTED PERSON TRANSACTIONS

The Audit and Risk Committee reviewed interested person transactions entered into by the Group during the financial year ended 30 June 2024. The aggregate value of interested person transactions entered into during the financial year is as follows:

Name of interested person	Nature of Relationship	Aggregate value of all interested person transactions during the financial year under review (excluding transactions less than \$100,000 and transactions conducted under shareholders' mandate pursuant to Rule 920 of the SGX-ST Listing Manual)	Aggregate value of all interested person transactions conducted under shareholders' mandate pursuant to Rule 920 of the SGX-ST Listing Manual (excluding transactions less than \$100,000)
Hong Leong Group Malaysia	Associate of a controlling shareholder	\$3,718,000	N/A <sup>3</sup>
Guoco Group	Controlling shareholder – intermediate holding company listed on The Stock Exchange of Hong Kong Limited	\$19,427,000 <sup>1</sup>	N/A <sup>3</sup>
GuoLine Capital Assets Limited	Controlling shareholder – ultimate holding company	\$10,334,000	N/A <sup>3</sup>
Singapore Hong Leong Group	Associate of a controlling shareholder	\$614,802,000 <sup>2</sup>	N/A <sup>3</sup>

<sup>1</sup> Include a sum of \$3.5 million being the aggregate value of joint venture with GuocoLand Assets Pte. Ltd. that had been announced on SGXNet and which falls within the exemption stipulated under Rule 916 of the SGX-ST Listing Manual.

<sup>2</sup> Include a sum of \$603.9 million being the aggregate value of joint ventures with Hong Leong Holdings (China) Pte. Ltd., Intrepid Investments Pte. Ltd., Hong Realty Pte. Ltd. and TID Residential Pte. Ltd. that had been announced on SGXNet and which falls within the exemption stipulated under Rule 916 of the SGX-ST Listing Manual.

<sup>3</sup> Not applicable. The Company does not have a general mandate from shareholders pursuant to Rule 920 of the SGX-ST Listing Manual.

This page has been intentionally left blank

This page has been intentionally left blank

# CORPORATE INFORMATION

## BOARD OF DIRECTORS

Quek Leng Chan  
*Chairman*

Cheng Hsing Yao  
*Group Chief Executive Officer*

Kwek Leng Hai

Saw Kok Wei

Wee Lieng Seng

Madeleine Lee Suh Shin

Quek Kon Sean

Sharon Wee Hsu Oon

Christine Fellowes

## AUDIT AND RISK COMMITTEE

Saw Kok Wei  
*Chairman*

Wee Lieng Seng

Madeleine Lee Suh Shin

## NOMINATING COMMITTEE

Wee Lieng Seng  
*Chairman*

Kwek Leng Hai

Saw Kok Wei

## REMUNERATION COMMITTEE

Wee Lieng Seng  
*Chairman*

Quek Leng Chan

Saw Kok Wei

## GROUP COMPANY SECRETARY

Mary Goh Swon Ping

## REGISTERED OFFICE

1 Wallich Street  
#31-01 Guoco Tower  
Singapore 078881  
Tel: (65) 6535 6455  
Fax: (65) 6428 7897

## INVESTOR RELATIONS

Email: [contact@guocoland.com](mailto:contact@guocoland.com)

## WEBSITE

[www.guocoland.com](http://www.guocoland.com)

## AUDITORS

KPMG LLP  
Public Accountants and Chartered Accountants  
Partner-in-charge: Chiu Sok Hua  
(since FY ended June 2023)  
Auditor's Registration No.: 01240

## SHARE REGISTRAR

B.A.C.S. Private Limited  
77 Robinson Road  
#06-03 Robinson 77  
Singapore 068896

## STOCK EXCHANGE LISTING

Singapore Exchange Securities Trading Limited

## DATE OF INCORPORATION

31 March 1976

## DATE OF CONVERSION TO A PUBLIC COMPANY

30 September 1978

## **GuocoLand Limited**

1 Wallich Street  
#31-01 Guoco Tower  
Singapore 078881  
Tel: (65) 6535 6455  
Fax: (65) 6428 7897

**[www.guocoland.com](http://www.guocoland.com)**



*This annual report is printed on environmentally-friendly paper using soy-based ink.*