



ASIA ENTERPRISES HOLDING LIMITED

ANNUAL REPORT 2021



CORPORATE PROFILE

Asia Enterprises Holding Limited (“Asia Enterprises” or the “Company” and together with its subsidiaries, the “Group”) is a major distributor of a comprehensive range of steel products to industrial end-users in Singapore and the Asia-Pacific region.

With operating history dating back to 1973, Asia Enterprises provides a wide range of steel products that is complemented by its value-added services to offer ‘one-stop’ solutions and just-in-time delivery to its customers. Today, the Group has a ready inventory consisting of more than 1,200 steel products that it supplies to over 700 active customers involved primarily in the marine and offshore, oil and gas, construction, engineering/fabrication and manufacturing industries. The Group has forged a strong reputation as a reliable distributor of steel products to the marine and offshore industries.

Asia Enterprises presently owns two facilities in Singapore – a multi-storey warehouse and a steel processing plant-cum-warehouse – with a total combined land area of 33,769 square metres. To complement its steel distribution business, the Group also provides precision steel processing services.

The Group was listed on the Main Board of the Singapore Exchange Securities Trading Limited (“SGX-ST”) on 1 September 2005.

CONTENTS

01 MESSAGE TO SHAREHOLDERS

02 FINANCIAL AND BUSINESS REVIEW

04 FINANCIAL HIGHLIGHTS

05 BOARD OF DIRECTORS

06 EXECUTIVE OFFICERS

07 FINANCIAL CONTENTS

CORPORATE INFORMATION



MESSAGE TO SHAREHOLDERS

DEAR SHAREHOLDERS,

Notwithstanding challenging business conditions, we are pleased to report that Asia Enterprises delivered a substantial improvement in profitability for the financial year ended 31 December 2021 (“FY2021”).

Amid the ongoing COVID-19 pandemic, FY2021 continued to be another tough year due to a moderation in the overall demand for steel products from our customers. Besides facing uncertain and uneven market conditions, end-users of steel also had to contend with cost increases as the uptrend in steel prices continued for most of FY2021.

While Group revenue in FY2021 declined 17% to \$35.4 million as a consequence of lower sales volume, the increase in international steel prices had benefited the Group’s average selling price (“ASP”) as we continued to prudently calibrate our inventory of steel products according to market situation and customers’ requirements. The increase in ASP resulted in a significant expansion of the Group’s gross profit margin to 32.2% in FY2021 compared to 16.0% in FY2020.

Hence, in spite of the challenging operating backdrop, the Group’s net profit rose significantly to \$3.7 million in FY2021 from \$0.5 million in FY2020, thanks mainly to higher ASP.

To share our better results with Shareholders, the Board of Directors has recommended paying a higher final dividend of 0.80 cent per share for FY2021 compared to 0.50 cent in FY2020. The dividend translates to a payout of approximately 73% of the Group’s profit in FY2021 and underlines our commitment to reward shareholders for their continuous support over the years. Since listing in 2005, Asia Enterprises has consistently paid dividends representing at least 40% of earnings every year.

In FY2021, higher steel prices adversely affected the economic viability of end-users’ projects and led to a slowdown in their steel purchasing activities. On a segmental basis, sales to the marine and offshore segment decreased 25% to \$24.6 million in FY2021 but was still the largest contributor to Group revenue at 70%. Sales to the engineering/fabrication segment rose 16% to \$5.2 million as higher ASP offset lower sales volume. This segment accounted for 15% of Group revenue in FY2021. The construction segment recorded stable sales of \$1.1 million in FY2021 as demand from customers remained muted due to delays in construction project schedules in Singapore.

In terms of geographical markets, higher sales in Singapore and Malaysia partially compensated for a decline in sales to Indonesia. Sales in Singapore climbed 32% to \$23.3 million on higher order volume and ASP to contribute 66% to Group revenue in FY2021. Revenue from Malaysia increased to \$1.6 million in FY2021 and made up 5% of the Group’s revenue. Due to lower activities of shipyards in Indonesia, sales to this market fell 57% to \$9.9 million and accounted for 28% of Group revenue in FY2021.

Looking ahead, the global economy remains shrouded in uncertainty. While governments worldwide are taking steps to reopen their economies, resurging COVID-19 infections rates will continue to hamper their efforts and limit a full-fledged recovery. Coupled with heightened geopolitical tensions in Europe, trade friction between the USA and China, rising interest rates, as well as higher costs of materials, shipping and labour, the global economic outlook is anticipated to remain challenging in 2022.

Market conditions in the steel industry are also expected to remain uncertain. Increasing international steel prices will influence the demand and purchasing patterns of industrial end-users as well as raise the cost of replenishing the Group’s steel inventories. Keen market competition and movements in the US Dollar against the Singapore Dollar will also affect the cost of inventory replenishment and market selling prices.

With our sound and debt-free balance sheet, we believe Asia Enterprises has the resilience to weather difficult business periods. To navigate through the uncertain economic landscape, we will continue to engage our customers closely, focus on prudent inventory management, remain vigilant in our sales and credit management, as well as ensure tight control of operating expenses to safeguard our financial position.

On behalf of the Board, we would like to express our appreciation to our Shareholders, valued customers, principal banks, business partners and suppliers for their continued support. We would also like to acknowledge and thank our fellow Directors, management and staff for their dedication, unwavering efforts and invaluable contributions to the Group.

LEE BON LEONG
Independent,
Non-Executive Chairman

LEE YIH CHYI, YVONNE
Managing Director

FINANCIAL AND BUSINESS REVIEW

FINANCIAL REVIEW

Asia Enterprises experienced a challenging operating environment during FY2021. Besides the economic repercussions from the COVID-19 pandemic, demand from customers was also slower compared to FY2020 amid uncertain market conditions in the industries the Group serves and increasing international prices of steel materials. As a result, the Group's revenue decreased 17% to \$35.4 million in FY2021 from \$42.8 million in FY2020. This was due primarily to lower volume of sales which was partially compensated by higher average selling prices ("ASP") in FY2021 as compared to FY2020.

Notwithstanding lower revenue, the Group's gross profit in FY2021 rose significantly by 67% to \$11.4 million from \$6.8 million in FY2020. Correspondingly, gross profit margin in FY2021 widened to 32.2% which can be attributed mainly to higher ASP in tandem with the recovery of international steel prices since the last quarter of 2020.

The Group's gross profit margin fluctuates across different financial reporting periods. Underlying factors include differences in selling prices due to seasonal factors and market conditions, sales mix, and changes in its weighted average cost of inventory sold as the Group sells and replaces its inventory across different periods.

Other income and gains in FY2021 declined to \$1.0 million from \$1.5 million in FY2020. This was due mainly to lower interest income and grants from the Singapore government's initiatives to support businesses during the COVID-19 pandemic.

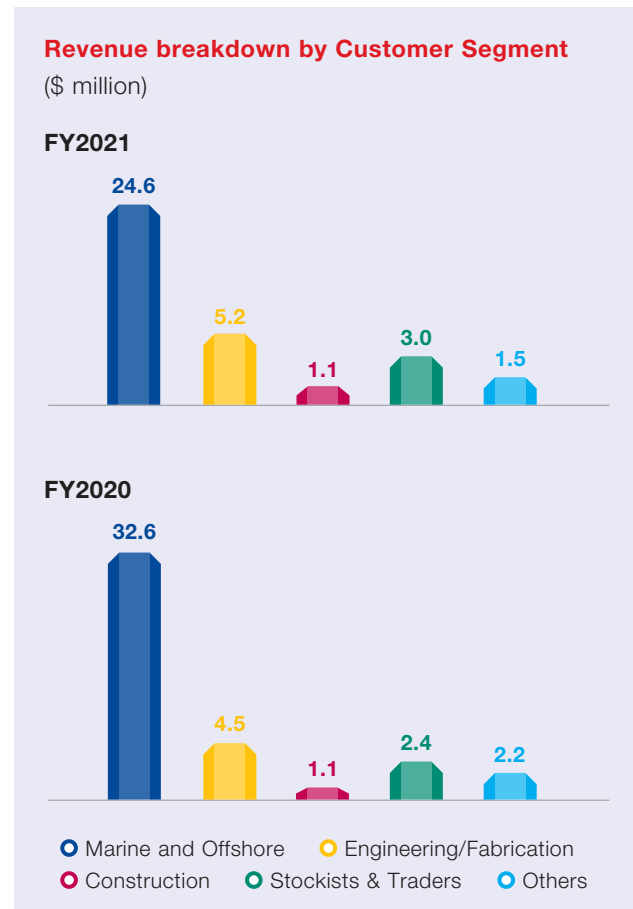
Marketing and distribution costs decreased to \$0.3 million in FY2021 from \$0.6 million in FY2020 in tandem with the level of freight and handling services that were required to fulfill customers' orders. Administrative expenses remained unchanged at \$6.8 million in FY2021.

In line with the adoption of SFRS(I) 16, the Group recognised non-cash interest expense on lease liabilities of \$0.3 million in FY2021, which was largely unchanged from FY2020. The Group recorded other losses of \$0.9 million in FY2021 which arose primarily from inventory written down and a loss on disposal of investment. In comparison, the Group posted other losses of \$62,000 in FY2020 due mainly to bad debts written off.

The Group reported higher net profit of \$3.7 million in FY2021 compared to \$0.5 million in FY2020. On a segmental basis, the Group recorded operating results before interest and tax (ORBIT) of \$3.8 million from its steel distribution business in FY2021, a substantial increase from \$0.4 million in FY2020. Its steel processing business also improved from a breakeven level in FY2020 to register ORBIT of \$0.2 million in FY2021.

The Board of Directors has recommended a higher final dividend payment of 0.80 cent per share with respect to FY2021 compared to 0.50 cent per share for FY2020. The proposed dividend is subject to the approval of shareholders at the Company's upcoming annual general meeting.

The Group's financial position remained sound with cash and cash equivalents of \$44.3 million and zero borrowings as at 31 December 2021. Shareholders' equity (excluding treasury shares) stood at \$96.1 million as at 31 December



2021. The Group had net asset value of 28.18 cents per share that included cash and cash equivalents of 13.00 cents per share and inventory with book value of 6.80 cents per share.

As at 31 December 2021, property, plant and equipment decreased to \$15.9 million compared to \$17.8 million as at 31 December 2020 due mainly to depreciation charges. In line with the SFRS(I) 16, the present value of the operating lease payment commitments for the Group's warehouse facilities are recognised on its balance sheet as right-of-use assets and lease liabilities. As at 31 December 2021, the Group's right-of-use assets and lease liabilities stood at \$8.8 million and \$9.2 million respectively.

Other financial assets as at 31 December 2021 increased to \$13.3 million from \$8.8 million as at 31 December 2020 due to an increase in investments in financial instruments.

As at 31 December 2021, the Group's trade and other receivables increased to \$7.8 million from \$7.4 million as at 31 December 2020. This was due mainly to higher input tax recoverable arising from higher inventories procured in the last quarter of FY2021 compared to FY2020. Trade and other payables increased to \$5.6 million compared to \$3.0 million as at 31 December 2020, attributable mainly to the increase in inventories.

Non-current and current provisions as at 31 December 2021 increased to \$2.0 million from \$1.6 million as at 31 December 2020, due mainly to higher provisions for employee benefit costs.

FINANCIAL AND BUSINESS REVIEW

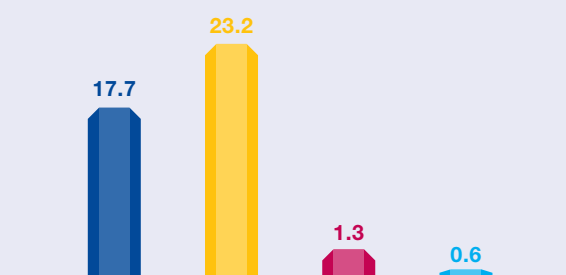
Revenue breakdown by Geographical Market*

(\$ million)

FY2021



FY2020



○ Singapore ○ Indonesia ○ Malaysia ○ Others

* based on billing addresses of customers

Sales derived from customers in the construction segment remained stable at \$1.1 million in FY2021 and accounted for 3% of Group revenue. Demand from this segment remained volatile and slow as construction project schedules in Singapore continued to be delayed by manpower constraints amid the COVID-19 pandemic.

Performance by Geographical Market

The Group serves over 700 active customers across the Asia Pacific region. Singapore, Indonesia and Malaysia are its primary geographical markets.

In FY2021, the Group's sales to customers in Singapore increased 32% to \$23.3 million from \$17.7 million in FY2020 on the back of slightly higher order volumes and higher ASP. Billings to customers in Singapore include sales that are shipped to domestic and overseas destinations. The Singapore segment accounted for a higher 66% of Group revenue in FY2021 compared to 41% in FY2020.

Sales to customers in Indonesia declined 57% to \$9.9 million in FY2021 due mainly to lower purchases in tandem with lower newbuilding activities at shipyards amid more cautious purchasing behaviour of end-users. As a result, the revenue contribution from Indonesia market contracted to 28% in FY2021 from 54% in FY2020.

Revenue derived from Malaysia market increased to \$1.6 million in FY2021 from \$1.3 million in FY2020, attributable mainly to higher ASP. This market made up 5% of Group revenue in FY2021 compared to 3% in FY2020.

Inventory Management

Asia Enterprises' inventories are measured on a weighted average cost basis and comprise primarily the stock of steel materials that the Group replenishes and holds for sale to customers as part of its core steel distribution business. The Group's inventory procurement decisions are based on its assessment of customers' ongoing needs as well as the demand and supply conditions of the steel industry. Purchases by the Group to replenish inventories generally have a delayed impact on the Group's weighted average cost of inventory due to delivery lead time of the products, which is typically around two to three months.

As at 31 December 2021, the Group's inventories increased to \$23.4 million from \$13.9 million as at 31 December 2020 in tandem with its sales and inventory replenishment activities, as well as the increase in cost of steel materials. It had inventory turnover days of around 355 days for FY2021 compared to 141 days for FY2020.

BUSINESS REVIEW

Performance by Customer Segment

Asia Enterprises is a leading steel distributor to the marine and offshore sector, and supplies a wide variety of steel products to shipyards in the region for newbuilds, repairs, conversions and offshore marine-related activities. The Group also serves customers in the construction, engineering/fabrication and manufacturing industries.

In FY2021, sales to customers in the marine and offshore segment decreased 25% to \$24.6 million from \$32.6 million in FY2020 due to lower order volumes. This segment however continued to account for the largest proportion of Group revenue with a contribution of 70% in FY2021, albeit lower than its contribution of 76% in FY2020.

Sales to the engineering/fabrication segment edged up to \$5.2 million in FY2021 from \$4.5 million previously on the back of higher ASP which offset softer demand from customers. This segment made up 15% of Group revenue in FY2021, up from 10% in FY2020.

FINANCIAL HIGHLIGHTS

FINANCIAL YEAR ENDED 31 DECEMBER

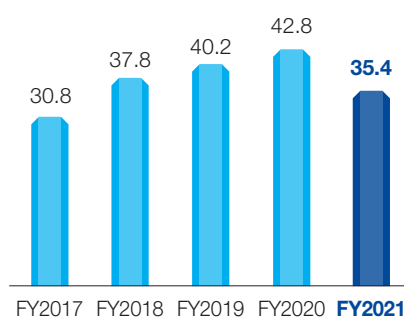
(\$ million)	FY2021	FY2020	Change
Revenue	35.4	42.8	(17%)
Gross Profit Margin	32.2%	16.0%	–
Net Profit	3.7	0.5	n.m
Net Gearing	Zero borrowings	Zero borrowings	–

Per Share Data*

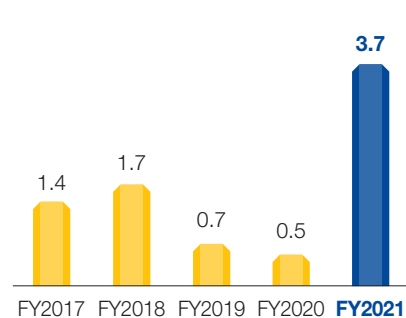
Earnings Per Share (Cents)	1.09	0.15
Proposed Dividend Per Share (Cents)	0.80	0.50
Net Asset Value Per Share (Cents)	28.18	27.59

* Based on issued share capital of 341,128,887 shares (excluding treasury shares and subsidiary holdings)

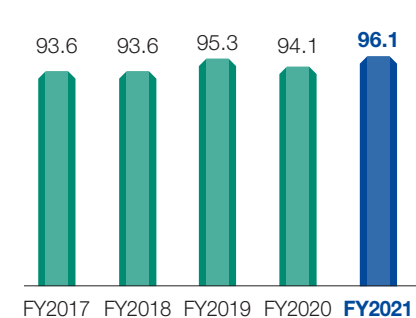
Revenue (\$ million)



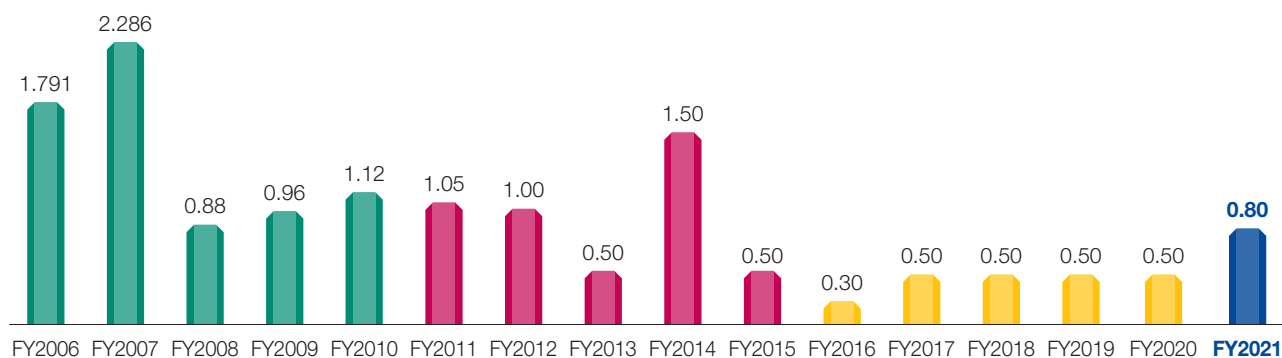
Net Profit (\$ million)



Shareholders' Equity (\$ million)



Dividend Payments (cents per share)



BOARD OF DIRECTORS



LEE BON LEONG, PBM, BBM, JP (Retired)

Independent, Non-Executive Chairman

Lee Bon Leong, 75, was appointed as an Independent Director on 3 May 2012 and was last re-elected on 22 April 2021. He is Chairman of the Remuneration Committee and a member of the Audit and Nominating Committees. Mr Lee is the Founding Consultant in Lee Bon Leong & Co (Advocates & Solicitors). Appointed as a Justice of the Peace in Singapore since November 1998, Mr Lee previously served as a member of the Board of Visiting Justices and the Board of Inspection. Mr Lee is the Chairman of the Home Detention Advisory Committee. He is also the Chairman of the Board of Visitors for the SCDF and the SPF Detention Barracks. He is the Independent and Non-Executive Chairman of Megachem Limited. Mr Lee holds a Master of Laws degree from the University of Singapore.



LEE YIH CHYI, YVONNE

Managing Director

Lee Yih Chyi, Yvonne, 52, was appointed to the Board on 22 July 2005. She was last re-elected on 25 June 2020. Ms Lee is primarily responsible for the overall management and business operations of our Group. She joined our Group on 1 May 2003 as General Manager. Prior to that, Ms Lee was General Manager at Metal Commerz Pte Ltd where she was responsible for trading, operations and office administration. From 1995 to 1999, she was a Senior Manager in charge of steel trading and operations at VSST Far East Pte Ltd. Ms Lee holds a Master of Business Administration from the Charles Sturt University, Australia.



TAN KEH YAN, PETER

Lead Independent Director

Tan Keh Yan, Peter, 73, was appointed as an Independent Director on 22 July 2005. He was last re-elected on 22 April 2021. Mr Tan has been the Lead Independent Director since 28 January 2014. He is Chairman of the Audit Committee and a member of the Remuneration and Nominating Committees. From 2001 to 2003, Mr Tan was a Managing Director of the Enterprise Banking department in DBS Bank Ltd, where he was responsible for business development of banking solutions to small and medium sized enterprises. Prior to that, Mr Tan was the Executive Director of DBS Finance Ltd from 1998 to 2001. He is currently the Lead Independent Director of Maxi-Cash Financial Services Ltd. He holds a Master of Business Administration from the University of California, Los Angeles.



KOH WEE KIANG

Independent Director

Koh Wee Kiang, 69, was appointed as an Independent Director on 8 April 2020. He is Chairman of the Nominating Committee and a member of the Audit and Remuneration Committees. Mr Koh has over 30 years' experience in the financial industry and has served in senior positions in subsidiaries of DBS group, including as CEO of DBS Trading Pte. Ltd from 1995 to 2002 and a Senior Director of DBS Securities Pte Ltd. He is the Founding Director of Candoer Pte Ltd, a consulting company. He holds a Bachelor of Accountancy from the University of Singapore, and a Diploma in Financial Management from the Graduate School of Business Administration at New York University / National Productivity Board.



LEE YIH HWAN

Non-Executive Director

Lee Yih Hwan, 50, was appointed as Non-Executive Director on 1 January 2021. With significant experience in the financial industry, Mr Lee is Group Corporate Treasurer of Maybank Group since 2014. Prior to this, he was Head of Global Markets and a member of Singapore Management Committee at Maybank Singapore from 2013 to 2015. Mr Lee also held senior positions as Head of Cross Market Trading and Head of Asset & Liability Management at Maybank Singapore between 2010 and 2013. He holds a Bachelor of Arts (Honours) degree in Accounting and Finance from the University of Leeds, United Kingdom.

EXECUTIVE OFFICERS

THANG KOON TEE

Group Financial Controller

Thang Koon Tee joined Asia Enterprises on 12 April 2021 and is responsible for the Group's financial management and accounting functions. Prior to joining us, Ms Thang was General Manager, Finance of Singapore LNG Corporation Pte Ltd and was one of the pioneers in the setup of its financial processes and governance practices. Ms Thang's previous appointments include Finance Director of Wildlife Reserves Singapore where she also oversaw finance transformation and business development and served as its Joint Company Secretary, Group Financial Controller of Singapore Computer Systems Limited, and Audit Senior at Ernst & Young. She holds a Bachelor of Accountancy from the National University of Singapore / Nanyang Technological Institute and is a Chartered Accountant of the Singapore Institute of Chartered Accountants.

TEO KAH KHENG

General Manager (Head of Sales)

Teo Kah Kheng is General Manager (Head of Sales) for Asia Enterprises (Private) Limited with the responsibility of formulating the sales strategies and sales targets of our steel distribution business. Mr Teo started his career with us in 1978 as a shipping clerk and was promoted to sales manager in 1986. After leaving in 1987 for private pursuits, Mr Teo returned to the Group between 1988 and 1993 as well as 1997 and 2006, and served as sales manager and General Manager (Head of Sales) at various periods. In May 2016, the Group invited Mr Teo to return to Asia Enterprises.

LEE YIH LIN

General Manager

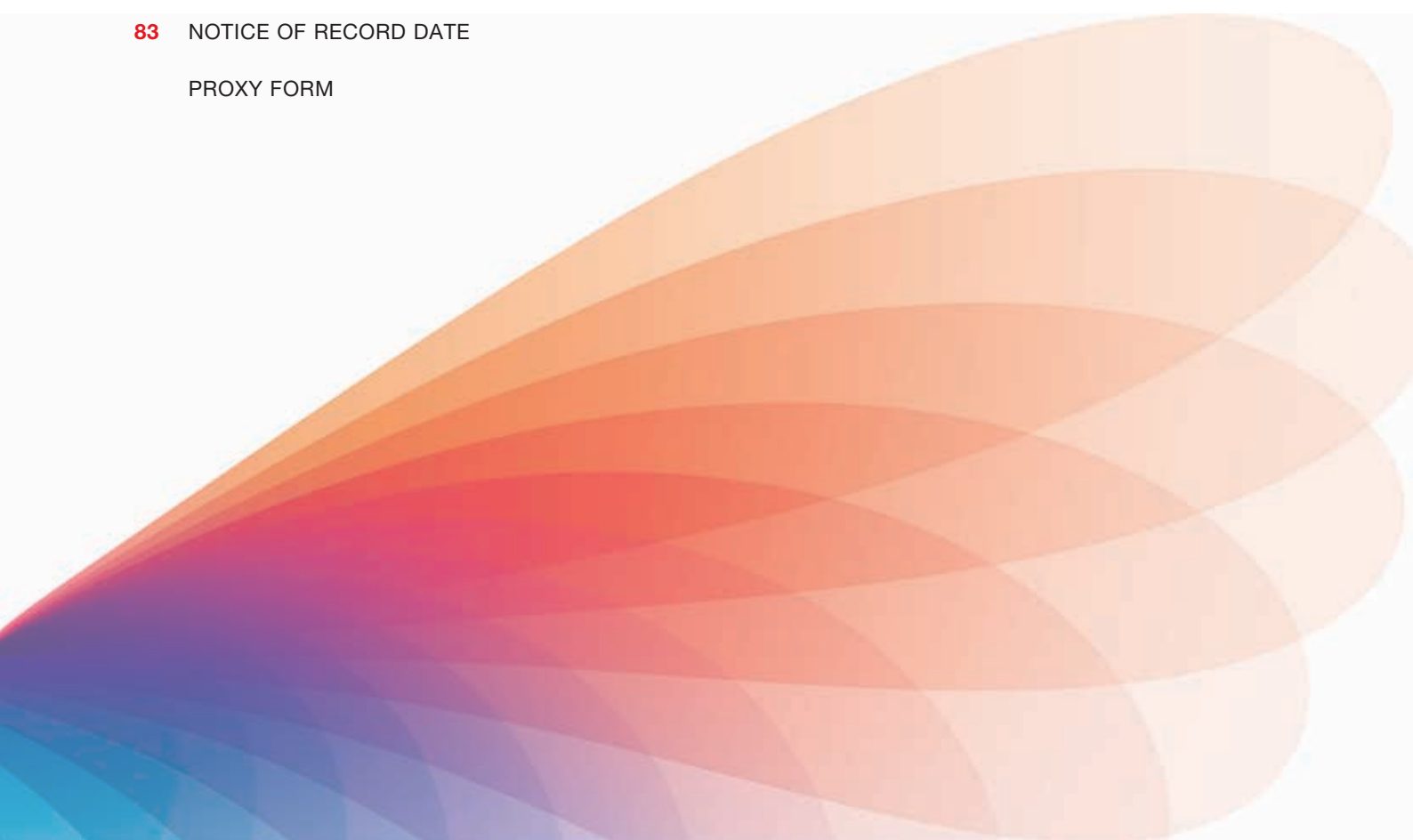
Lee Yih Lin joined Asia Enterprises (Private) Limited as our General Manager in 2006. Mr Lee is responsible for our Group's business development, as well as sales and marketing functions. He is also responsible for the identification and negotiations for viable projects and businesses that are in line with our Group's directives. Prior to joining Asia Enterprises, Mr Lee was the Deputy General Manager of an aircraft component repair facility in Chengdu, China since 2004 where he was in charge of business development, and partnerships with US and European OEMs. He obtained his Master of Science in Business and Manufacturing Management from the University of Hertfordshire, England.

LEE CHOON YAM

Head of Production

Lee Choon Yam joined our Group since 1979. He is currently the Head of Production and is in charge of production and facilities maintenance. Mr Lee was formerly our factory manager and has more than 30 years of experience in steel processing production and factory administration.

FINANCIAL CONTENTS

- 08 CORPORATE GOVERNANCE
 - 26 RISK MANAGEMENT
 - 28 STATEMENT BY DIRECTORS
 - 31 INDEPENDENT AUDITOR'S REPORT
 - 34 CONSOLIDATED STATEMENT OF PROFIT OR LOSS
AND OTHER COMPREHENSIVE INCOME
 - 35 STATEMENTS OF FINANCIAL POSITION
 - 36 STATEMENTS OF CHANGES IN EQUITY
 - 37 CONSOLIDATED STATEMENT OF CASH FLOWS
 - 38 NOTES TO THE FINANCIAL STATEMENTS
 - 76 STATISTICS OF SHAREHOLDINGS
 - 78 NOTICE OF ANNUAL GENERAL MEETING
 - 83 NOTICE OF RECORD DATE
 - PROXY FORM
- 

CORPORATE GOVERNANCE

INTRODUCTION

The Board of Directors of Asia Enterprises Holding Limited (the “Company” or “Asia Enterprises” and together with its subsidiaries, “the Group”) is committed to upholding high standards of corporate governance, accountability and transparency to protect and enhance the interests of shareholders. In this respect, the Company adopts corporate governance practices based on the Principles and Provisions set out in the Singapore Code of Corporate Governance 2018 (the “Code”). The Group also ensures that all applicable laws, rules and regulations including the Securities and Futures Act and the Singapore Exchange Securities Trading Limited (“SGX-ST”) Listing Manual are duly complied with.

This report describes Asia Enterprises’ corporate governance policies and practices for the financial year ended 31 December 2021 (“FY2021”) with specific reference made to the principles and provisions of the Code. This report also includes disclosure requirements under the Best Practices Guide and the Interested Person Transactions in the SGX-ST Listing Manual.

The Company is required under Rule 710 of the SGX-ST Listing Manual to describe its corporate governance practices with specific reference to the principles of the Code and disclose any deviation from the provisions of the Code together with an appropriate explanation for such deviation in this Annual Report.

BOARD MATTERS

THE BOARD’S CONDUCT OF AFFAIRS

Principle 1: The Company is headed by an effective Board which is collectively responsible and works with Management for the long-term success of the Company.

The Company is headed by an effective Board comprising individuals with diverse backgrounds and who collectively bring with them a wide range of experience. The Board leads and oversees the business affairs of Asia Enterprises and sets the strategic direction and performance objectives of the Group as well as considers sustainability issues as part of its strategic formulation and ensures that the necessary financial and human resources are in place for the Company to meet its objectives. In addition, the Board ensures that obligations to shareholders and other stakeholders are understood and met, as well as identifies the key stakeholder groups and recognises that their perceptions affect the Company’s reputation.

All Directors objectively discharge their duties and responsibilities at all times as fiduciaries in the best interests of the Company and hold Management accountable for performance. In addition, the Board sets the Company’s values and standards (including code of conduct and ethical standards), defines appropriate tone-from-the-top and desired organisational culture, and ensures proper accountability within the Company. Directors facing conflicts of interest recuse themselves from discussions and decisions involving the issues of conflict.

The Board regularly reviews and approves half yearly and annual results announcements, annual audited financial statements for the Group and the Directors’ Statement thereto, and other corporate announcements via SGXNet. It also assumes responsibility for approving the Group’s financial plans and annual budget, material acquisitions and disposals of assets, corporate or financial restructuring, risk management and internal control systems, corporate governance practices and any investments or expenditures exceeding set material limits to meet its objectives.

Four (4) scheduled Board meetings are conducted during the financial year to review the Group’s financial performance and to update the Board on significant business activities and the overall business environment. In addition to the scheduled meetings, the Board also holds ad hoc meetings as and when required to address any significant issues that may arise. The Company’s Constitution provides for Directors to participate in Board and Board Committees meetings by means of telephonic conference, video conferencing or other similar communications equipment. Directors with multiple Board representations would ensure that sufficient time and attention are given to the affairs of the Company.

CORPORATE GOVERNANCE

The attendance of Directors at the Board and Board Committees meetings for FY2021 is as follows:

Name of Director	Board Meeting		Audit Committee		Remuneration Committee		Nominating Committee	
	Held	Attended	Held	Attended	Held	Attended	Held	Attended
Lee Bon Leong	4	4	4	4	1	1	2	2
Lee Yih Chyi, Yvonne	4	4	4*	4*	1*	1*	2*	2*
Tan Keh Yan, Peter	4	4	4	4	1	1	2	2
Koh Wee Kiang	4	4	4	4	1	1	2	2
Lee Yih Hwan	4	3	4*	3*	1*	–	2*	1*

Note:

* By invitation

The Board is supported by three (3) Board Committees to assist the Board in discharging its responsibilities and to enhance the Group's corporate governance framework. The Board Committees include the Audit Committee ("AC"), the Remuneration Committee ("RC") and the Nominating Committee ("NC"). Each Board Committee is chaired by an Independent Director. Each Board Committee has its own defined terms of reference which sets out the respective Board Committee's compositions, authorities and duties.

The Board recognises the importance of appropriate training for its Directors. Newly appointed directors are provided with a company orientation and are fully briefed on the Group's business activities, strategic direction and performance objectives. Directors are provided with training opportunities in areas such as accounting, legal and industry-specific knowledge as appropriate. Arrangements are made for first-time directors with no prior experience of serving as a director in a listed company ("First-Time Director") to attend mandatory training conducted by Singapore Institute of Directors in accordance to Rule 201(5) of the SGX-ST Listing Manual, at the expense of the Company. New incoming directors will receive a formal letter explaining their statutory duties and responsibilities as a director. During the financial year, the Company has arranged for Lee Yih Hwan to attend the mandatory training in accordance with Rule 201(5) of the SGX Listing Manual.

The Board as a whole is updated regularly on changes to the Listing Rules and the Code, risk management, corporate governance, insider trading, as well as key changes in the relevant regulatory requirements, international financial reporting standards and the relevant laws and regulations to facilitate effective discharge of their fiduciary duties as Board or Board Committees members. The Company also encourages Directors to attend continuing education each financial year by circulating, on a regular basis, information on seminars, courses and other programs relating to the discharge of their duties as Directors. The Company is prepared to undertake funding for such continuing education.

Directors are provided with the agendas, complete and adequate meeting materials such as budgets, forecasts and internal financial statements, background or explanatory information in a timely manner in advance of Board and Board Committees meetings to facilitate the effective discharge of their duties. Directors have separate and independent access to the Company Secretary, Internal and External Auditors, and Management. Directors are entitled to request for information from the Management and are provided with such additional information as needed to make informed decisions in a timely manner on the matters pertaining to but not limited to Company's business, financial and corporate matters. The Board is informed of all material events and transactions as and when they occur.

Where decisions to be taken by the Board require specialised knowledge or expert opinion, the Directors, either individually or as a group, are encouraged to engage independent professional advice in the furtherance of their duties, if necessary and at the Company's expense.

The Company Secretary and/or her representatives attend and minute all the Board and Board Committees meetings and assist the respective Chairmen in ensuring that proper board procedures are followed and relevant regulations and rules are complied with.

The appointment and the removal of the Company Secretary is a matter for the Board as a whole.

CORPORATE GOVERNANCE

BOARD COMPOSITION AND GUIDANCE

Principle 2: The Board has an appropriate level of independence and diversity of thought and background in its composition to enable it to make decisions in the best interests of the Company.

As at the date of this report, the Board comprises three (3) Independent Directors, one (1) Non-Executive Director and one (1) Executive Director.

The Board considers an “independent director” as one who has no relationship with the Company, its related corporations, its 5% shareholders or its officers who could interfere, or be reasonably perceived to interfere, with the exercise of the Director’s independent business judgement with a view to the best interests of the Company.

The independence of each Director is reviewed annually by the NC in accordance with the Code’s definition of independence. Each Director is required to complete a ‘Confirmation of Independence’ form to declare his independence. The said form, which was drawn up based on the definitions and guidelines set forth in Provision 2.1 in the Code and Nominating Committee Guide issued by Singapore Institute of Directors, requires each Director to assess whether he considers himself independent despite not having any of the relationships identified in the Code.

The independence of Lee Bon Leong and Tan Keh Yan, Peter who have served on the Board beyond nine (9) years from the date of their first appointments, were subject to particularly rigorous review on their independence by members of the Board. The relevant factors that were taken into consideration in assessing the independence of Lee Bon Leong and Tan Keh Yan, Peter are set out under Principle 4. The NC with the concurrence of the Board is satisfied that Lee Bon Leong and Tan Keh Yan, Peter, having served on the Board for more than nine (9) years, continued to be considered independent. Lee Bon Leong and Tan Keh Yan, Peter abstained from the rigorous review pertaining to the review of their respective independence.

With effect from 1 January 2022, a director will not be independent if he has served for an aggregate of more than 9 years and his continued appointment as an independent director has to be sought and approved in separate resolutions by (a) all shareholders and (b) shareholders, excluding the directors and chief executive officer of the Company, and associates of such directors and chief executive officer (“Two-Tier Voting”). Such resolutions approved by a Two-Tier Voting shall remain in force until the earlier of (a) the retirement or resignation of that director; or (b) the conclusion of the third Annual General Meeting (“AGM”) of the Company following the passing of the resolutions.

In view of the above, the Company has sought approval from the shareholders through a Two-Tier Voting process at its AGM held on 22 April 2021 for the continued appointment of Lee Bon Leong and Tan Keh Yan, Peter as Independent Directors. The continued appointment of Lee Bon Leong and Tan Keh Yan, Peter as Independent Directors shall remain in force until the earlier of (i) their retirement or resignation; or (ii) the conclusion of the third AGM after the AGM held on 22 April 2021.

The Board notes that there should be a strong and independent element on the Board to exercise objective judgement on corporate affairs independently. Currently, the Board comprises five (5) directors, of whom three (3) are independent, namely, Lee Bon Leong, Tan Keh Yan, Peter and Koh Wee Kiang and two (2) are non-independent, namely, Lee Yih Chyi, Yvonne (Managing Director), and Lee Yih Hwan (Non-Executive Director). In view of this, the Company is in compliance with Provisions 2.2 and 2.3 of the Code that the Independent Directors and Non-Executive Directors make up a majority of the Board.

Notwithstanding that the Company has not adopted a formal board diversity policy, the NC is of the view that the Board and Board Committees are of an appropriate size, and comprises Directors who have the appropriate balance and diversity of skills, gender, knowledge of the Company, expertise and experience such as banking, accounting and legal to function effectively and make informed decisions overseeing the Group’s business. In addition, the Company recognises and embraces the importance and benefits of having a diverse Board and gives due consideration to diversity factors such as appropriate balance of skills, knowledge, professional experience, gender and age at the Board level to enhance the quality of its performance. In reviewing the appointments of the Board members and the continuation of these appointments, the Board together with the NC take into consideration factors including skills, core competencies, knowledge, professional experience, educational background, gender, age and length of service, to ensure that the Board and Board Committees are of an appropriate size, and comprise Directors who as a group provide the appropriate balance, mix of skills, knowledge, experience and other aspects of diversity such as gender and age, to avoid groupthink, foster constructive debate and to function effectively to make informed decisions overseeing the Group’s business. The Board is of the view that its current Board composition has an appropriate size, to enable it to make decisions in the best interests of the Company, which is consistent with the intent of Principle 2 of the Code.

CORPORATE GOVERNANCE

With the introduction of Rule 710(A) of the SGX-ST Listing Manual effective from 1 January 2022, the Board will endeavour to maintain a board diversity policy that addresses gender, skills and experience and any other relevant aspects of diversity and describe such policy in its Annual Report for the financial year ending 31 December 2022.

To ensure greater accountability to shareholders, the Group has established the AC, RC and NC. Membership in each of the Board Committees comprises Independent Directors.

Throughout the years, the Independent Directors and Non-Executive Director constructively challenge and assist to develop proposals on the Group's short-term and long-term strategies and monitor closely the implementation of the same by the Management. The Independent Directors and Non-Executive Director also review the performance of Management in meeting agreed goals and objectives, and monitor the reporting of performance.

The Independent Directors and Non-Executive Director have met without the presence of the Executive Director and Management at least once annually so as to facilitate a more effective check on Management. The Chairman of such meetings provides feedback to the Board and/or Chairman as appropriate.

CHAIRMAN AND CHIEF EXECUTIVE OFFICER

Principle 3: There is a clear division of responsibilities between the leadership of the Board and Management, and no one individual has unfettered powers of decision-making.

The Company has a separate Chairman and Managing Director to ensure an appropriate balance of power, increased accountability and greater capacity of the Board in terms of independent decision-making. There is clear division of responsibilities between the leadership of the Board and Management, and no one individual has unfettered powers of decision-making.

Lee Bon Leong is the Independent Non-Executive Chairman of the Board of Directors and Lee Yih Chyi, Yvonne is the Managing Director. The separation of the roles of Chairman and Managing Director is part of the Group's continuing efforts to enhance the standards of its corporate governance.

As the Independent Non-Executive Chairman of the Company, Lee Bon Leong assumes responsibility for:

- (a) leading the Board to ensure its effectiveness in all aspects of its role;
- (b) leading the Board in charting the strategic direction of the Group;
- (c) ensuring Board meetings are held when necessary to enable the Board to perform its duties and facilitate the Company's operations;
- (d) setting Board meeting agendas, reviewing all Board papers and ensuring that adequate time is available for discussion of all agenda items, in particular strategic issues;
- (e) promoting a culture of openness and debate at the Board and encouraging constructive relations within the Board and between the Board and Management;
- (f) ensuring there is adequate, timely and relevant materials and Board papers provided to Board members to improve flow of information between Management and the Board; and
- (g) ensuring compliance with the Company's guidelines on corporate governance.

As Managing Director of the Group, Lee Yih Chyi, Yvonne oversees the management and business operations of the Group and is responsible for executing strategies and policies adopted by the Board. She also updates the Board on strategic business issues and involves the Board in the business planning processes. To ensure a sound system of internal controls to safeguard shareholders' investment and the Company's assets, the Group has appointed an independent internal auditor who reports directly to the AC to review the effectiveness of the Group's internal controls.

The Board noted that in line with Provision 3.3 of the Code, a Lead Independent Director should be available to shareholders when they have concerns in situations where Chairman is conflicted, and for which contact through the normal channels of the Chairman, Managing Director or Group Financial Controller has failed to resolve or is inappropriate. As recommended by the Code, Tan Keh Yan, Peter was appointed by the Board as the Lead Independent Director with effect from 28 January 2014. Led by the Lead Independent Director, the Independent Directors are encouraged to meet periodically without the presence of the other Directors, and the Lead Independent Director provides feedback to the Chairman after such meetings.

CORPORATE GOVERNANCE

BOARD MEMBERSHIP

Principle 4: The Board has a formal and transparent process for the appointment and re-appointment of directors, taking into account the need for progressive renewal of the Board.

Nominating Committee

The NC comprises three (3) members, all of whom including the NC Chairman are Independent Directors. The Lead Independent Director, Tan Keh Yan, Peter is also a member of the NC. The Chairman of the NC is not, and is not directly associated with, a substantial shareholder of the Company. The NC holds at least one meeting in each financial year. The members of the NC are:

Koh Wee Kiang (Chairman)	Independent Director
Lee Bon Leong	Independent Non-Executive Chairman
Tan Keh Yan, Peter	Lead Independent Director

The NC makes recommendations to the Board on all nominations for appointment and re-election of Directors to the Board. It ascertains the independence of Directors and evaluates the performance of the Board and individual Directors.

The NC's major responsibilities under its written terms of reference include the following:

- reviewing Board succession plans for Directors, including selection, appointment, re-election, re-appointment and termination of Directors, in particular, for the Chairman and the Managing Director;
- assessing and determining the independence of Directors on an annual basis;
- developing a process for evaluation of the performance of the Board, its Board Committees and individual Directors and making recommendations on matters arising from the results of the Board's performance evaluation;
- reviewing the structure, size and composition of the Board;
- assessing whether any Director, who has multiple listed company board representations, is able to and has been adequately carrying out his duties; and
- reviewing training and professional development programs for the Board.

In reviewing the independence of an Independent Director who has served on the Board for more than nine (9) years from the date of his first appointment, the Board has taken into consideration the following factors:

- the considerable amount of experience, required expertise in the relevant industry and wealth of knowledge that the Independent Director brings to the Company;
- the attendance and participation of the Independent Director in the proceedings and decision-making process of the Board and Board Committees meetings;
- the qualification and expertise of the Independent Director to provide reasonable checks and balances for the Management to act as safeguard for the protection of the Company's assets and shareholders' interests;
- the Independent Director has provided adequate attention and sufficient time has been devoted to the proceedings and business of the Company; and
- the Independent Director is able to act independently and provide overall guidance to the Management.

The NC determines annually, and as and when circumstances require, where a director is independent, taking into consideration the disclosures by the Directors of any relationships with the Company, its related corporations, its substantial shareholders or its officers and a "Confirmation of Independence" form completed by each Independent Director to confirm his independence. The "Confirmation of Independence" form was drawn up based on Provision 2.1 of the Code and the Nominating Committee Guide issued by Singapore Institute of Directors and Rule 210(5)(d) of the SGX-ST Listing Manual. Following its annual review, the NC affirmed the independence of Lee Bon Leong, Tan Keh Yan, Peter and Koh Wee Kiang.

CORPORATE GOVERNANCE

Rule 210(5)(d)(iii) of the SGX-ST Listing Manual which comes into effect on 1 January 2022 states that the continued appointment of an independent director who has served an aggregate period of more than nine (9) years (whether before or after listing) will be subject to a two-tier voting process. The continued appointment of such person as an independent director has to be approved in separate resolutions by (a) all shareholders; and (b) shareholders, excluding the director and the chief executive officer, and associates of such directors and chief executive officer. For the purpose of the resolution referred to in (b), the directors and the chief executive officer, and their respective associates, must not accept appointment as proxies unless specific instructions as to voting are given. Such resolutions may remain in force until the earlier of the following: (i) the retirement or resignation of that director; or (ii) the conclusion of the third AGM of the company following the passing of the resolutions.

The Company has sought approval from shareholders through a Two-Tier Voting process at the AGM held on 22 April 2021 for the continued appointment of Lee Bon Leong and Tan Keh Yan, Peter as Independent Directors. The continued appointment of Lee Bon Leong and Tan Keh Yan, Peter as Independent Directors shall remain in force until the earlier of (i) their retirement or resignation; or (ii) the conclusion of the third AGM after the AGM held on 22 April 2021.

The NC ensures that all recommendations for the appointment and re-election of Directors are formal and transparent. To identify and select candidates for the Board (whether for a vacancy or as an addition to the Board), the NC has set selection criteria based on the desired skill set (such as managerial, technical, financial, legal etc.), expertise and experience (in related or similar industries) that will enhance the effectiveness of the Board. The NC has access to internal and external sources to draw up a list of potential candidates. Internal sources include the Company's Directors and Management while external sources include the Company's Auditors, Secretarial Services Providers, the Singapore Institute of Directors etc. The NC conducts interviews with potential candidates and recommends short-listed candidates to the Board for consideration. There is no Alternate Director appointed to the Board in FY2021.

Pursuant to Regulation 104 of the Company's Constitution, one-third of the Directors is required to retire from office by rotation every year and each Director shall retire from office at least once every three (3) years, and subject themselves to re-election by shareholders at the Company's AGM. In addition, Regulation 108 of the Company's Constitution stipulates that a director newly appointed by the Board shall only hold office until the next AGM. All Directors to be re-elected have to be assessed and recommended by the NC before submission to the Board for approval.

Directors are assessed based on their respective attendance, adequacy of preparation and contributions during Board and Board Committees meetings. In addition, the NC requires all Directors to declare their representations on the boards of other companies and principal commitments. The Board does not limit the maximum number of listed company board representations and principal commitments its Directors may hold as long as each Director is able to commit sufficient time and attention to the affairs of the Company. The NC is satisfied that Directors who have multiple listed company board representations and principal commitments have devoted sufficient time and attention to the affairs of the Company and are able to effectively carry out their duties as a Director of the Company.

Each member of the NC is also required to abstain from voting on resolutions, making recommendations and/or participating in matters in which he is interested.

The NC has reviewed and recommended the re-election of Lee Yih Chyi, Yvonne and Koh Wee Kiang who are retiring at the forthcoming AGM. The Board has accepted the recommendations and the retiring Directors will be offering themselves for re-election at the forthcoming AGM.

Please refer to the "Board of Directors" section in the Annual Report for key information on the Directors.

CORPORATE GOVERNANCE

To provide the information as set out in Appendix 7.4.1 of the SGX-ST Listing Manual relating to the candidate who is proposed to be appointed for the first time or re-elected to the board at a general meeting, in the notice of meeting, annual report or relevant circular distributed to shareholders prior to the general meeting pursuant to Rule 720(6) of the SGX-ST Listing Manual. The Directors named below are retiring and being eligible, offer themselves for re-election at the upcoming AGM:

Name of Director	Lee Yih Chyi, Yvonne	Koh Wee Kiang
Date of appointment	22 July 2005	8 April 2020
Date of last re-appointment	25 June 2020	25 June 2020
Age	52	69
Country of principal residence	Singapore	Singapore
The Board's comments on the NC's recommendation for re-election	The Board has accepted the NC's recommendation who has reviewed and considered Lee Yih Chyi, Yvonne's performance as the Managing Director of the Company	The Board has accepted the NC's recommendation, who has reviewed and considered Koh Wee Kiang's performance as an Independent Director of the Company
Whether appointment is executive, and if so, the area of responsibility	Executive	Non-Executive
Job title	Managing Director	Independent Director, Chairman of Nominating Committee, Member of Audit Committee and Remuneration Committee
Professional qualifications	Master of Business Administration from Charles Sturt University, Australia	Diploma in Financial Management from New York University/National Productivity Board Bachelor of Accountancy from University of Singapore
Working experience and occupation(s) during the past 10 years	Director of the Company since 22 July 2005	Director of Candoer Pte Ltd since 2007 Company Secretary of Candoer Services Pte Ltd since 2015 Director of CIMB Securities Singapore Pte Ltd from 2011 to 2012
Shareholding interest in the listed issuer and its subsidiaries	Lee Yih Chyi, Yvonne holds 70,000 shares of the Company, and is deemed to have an interest in the 127,377,350 shares held by Shenton Investment Pte Ltd and 3,816,216 shares held by Lee Choon Bok	Koh Wee Kiang holds 125,000 shares of the Company

CORPORATE GOVERNANCE

Name of Director	<u>Lee Yih Chyi, Yvonne</u>	<u>Koh Wee Kiang</u>
Any relationship (including immediate family relationships) with any existing director, existing executive officer, the issuer and/or substantial shareholder of the listed issuer or of any of its principal subsidiaries	Lee Yih Chyi, Yvonne is the daughter of Lee Choon Bok, sister of Lee Yih Hwan and Lee Yih Lin and niece of Lee Choon Yam	Nil
Conflict of interest (including any competing business)	Nil	Nil
Undertaking submitted to the listed issuer in the form of Appendix 7.7 (Listing Rule 720(1))	Yes	Yes
Other principal commitments including directorships	<p>Other Principal Commitment:</p> <p>Nil</p> <p>Presentation Directorship:</p> <p>Director of Asia Enterprises (Private) Limited</p> <p>Director of Asia-Beni Steel Industries (Pte) Ltd</p> <p>Director of Shenton Investment Pte Ltd</p> <p>Past Directorship (for the past 5 years):</p> <p>Nil</p>	<p>Other Principal Commitment:</p> <p>Nil</p> <p>Present Directorship:</p> <p>Director of Candoer Pte Ltd</p> <p>Past Directorship (for the past 5 years):</p> <p>Director of Shanghai Turbo Enterprises Limited</p>
Any prior experience as a director of an issuer listed on the Exchange?	Yes	Yes
If yes, please provide details of prior experience	She has been a Director of the Company since 22 July 2005.	He was an Independent Director of Shanghai Turbo Enterprises Ltd and has been a Director of the Company since 8 April 2020.
If no, please state if the director has attended or will be attending training on the roles and responsibilities of a listed issuer as prescribed by the Exchange,	N. A.	N. A.
Please provide details of relevant experience and the NC's reasons for not requiring the director to undergo training as prescribed by the Exchange (if applicable).	N. A.	N. A.

The Directors had responded negative to items (a) to (k) listed in Appendix 7.4.1 of the Listing Manual.

CORPORATE GOVERNANCE

BOARD PERFORMANCE

Principle 5: The Board undertakes a formal annual assessment of its effectiveness as a whole, and that of each of its board committees and individual directors.

The NC recommends objective performance criteria and the process for approval by the Board to assess the performance and effectiveness of the Board as a whole and the contribution by each Director to the effectiveness of the Board. The evaluation is carried out on an annual basis without engagement of an external facilitator.

The Board has implemented a formal annual process for assessment of the effectiveness of the Board as a whole, each Board Committee and individual Director. For FY2021, each Director is required to complete forms for the evaluation of the Board as a whole, each Board Committee (where relevant) and individual Director, as adopted by the NC, to assess the overall effectiveness of the Board as a whole, each Board Committee and individual Director. The assessment of the Board's performance focused on a set of performance criteria which include Board structure, strategy and performance, governance on risk management and internal controls, dissemination of information to the Board, Board procedures, the standards of conduct of the Managing Director and top management and Directors. The completed assessment is compiled into a consolidated report on a no-name basis and is tabled along with any recommendations to the Board for discussion. This process is designed to obtain constructive feedback and initiate dialogue among Directors with a view to enhance shareholders' value.

The assessment criteria for each Board Committee focuses on the nature of the respective roles and responsibilities of the AC, RC and NC.

The annual assessment of individual Directors considers, among others, each Director's attendance as well as generation of constructive debate, participation at meetings of the Board and Board Committees, contribution, initiative, responsiveness of Director, knowledge of senior management and Company's business, and the Directors' self-assessment. The compiled results of the assessment were reviewed by the NC. The performance of each individual director is taken into account in their re-election.

The results of the assessment of the effectiveness of the Board as a whole, each Board Committee and individual Director are considered by the NC, which makes recommendations to the Board aimed at helping the Board to discharge its duties effectively. The Chairman of the Board will act on the results of the performance evaluation and the recommendations of the NC, and where appropriate, in consultation with the NC, new members may be appointed or resignation of directors may be sought.

No external facilitator was engaged in FY2021. However, if the need arises, the NC has full authority to engage an external facilitator to assist the NC to carry out the evaluation process at the Company's expense.

REMUNERATION MATTERS

PROCEDURES FOR DEVELOPING REMUNERATION POLICIES

Principle 6: The Board has a formal and transparent procedure for developing policies on director and executive remuneration, and for fixing the remuneration packages of individual directors and key management personnel. No director is involved in deciding his or her own remuneration.

LEVEL AND MIX OF REMUNERATION

Principle 7: The level and structure of remuneration of the Board and key management personnel are appropriate and proportionate to the sustained performance and value creation of the company, taking into account the strategic objectives of the company.

DISCLOSURE ON REMUNERATION

Principle 8: The company is transparent on its remuneration policies, level and mix of remuneration, the procedure for setting remuneration, and the relationships between remuneration, performance and value creation.

CORPORATE GOVERNANCE

Remuneration Committee

The RC comprises three (3) members, all of whom including the RC Chairman are Independent Directors. The RC holds at least one meeting in each financial year. The members are:

Lee Bon Leong (Chairman)	Independent Non-Executive Chairman
Tan Keh Yan, Peter	Lead Independent Director
Koh Wee Kiang	Independent Director

The RC's major responsibilities under its written terms of reference include:

- (a) reviewing and recommending to the Board for approval a framework of remuneration and the specific remuneration packages which cover all aspects of remuneration, including but not limited to Directors' fees, salaries, allowances, bonuses, options, share-based incentives and awards and benefits-in-kind for all Directors and key management personnel, such that a significant proportion of Executive Director's and key management personnel's remuneration is structured to link rewards to corporate and individual performance;
- (b) reviewing the Company's obligations arising in the event of termination of the Executive Director's and key management personnel's contracts of service to ensure that such contracts of service contain fair and reasonable termination clauses which are not overly generous; and
- (c) reviewing the remuneration packages of employees who are related to any Director(s) and/or substantial shareholder(s).

The Company's remuneration package for employees, including the Executive Director, is made up of both fixed and variable components. The fixed component is the basic salary while the variable component is linked to the Group's and the individual's performance.

During the year, the RC reviews the remuneration packages, including Directors' fees and salaries, allowances, bonuses, profit sharing incentives, and benefits-in-kind for the Executive Director and key management personnel on an annual basis. In its review, the RC takes into consideration the pay and employment conditions within the industry and comparable companies, as well as the Company's relative performance and the performance of individual directors/key management personnel when setting remuneration packages so as to attract, retain and motivate them to run the Group successfully while seeking to align with the long-term interest and risk policies of the Company. A proportion of the Executive Director's remuneration is linked to performance and achievement of financial targets approved by the Board. The remuneration of Independent Directors and Non-Executive Director are appropriate to the level of contribution, taking into consideration the effort, time spent and responsibilities, the prevailing market conditions and referencing Directors' fees against comparable benchmarks, such that Independent Directors are not overly-compensated to the extent that their independence may be compromised.

The RC's recommendations are submitted to the Board. Each member of the RC shall abstain from voting on any resolutions and making any recommendations and/or participating in any deliberations of the RC in respect of his remuneration package.

The RC has not sought external advice nor appointed any remuneration consultants in considering the remuneration of the Directors and key management personnel. However, the RC is encouraged to engage independent professional advice, if necessary, at the Company's expense.

The RC has also reviewed the Company's obligations in relation to the service agreement of the Executive Director and key management personnel that would arise in the event of termination of these service agreements. This is to ensure that such service agreements contain fair and reasonable termination clauses which are not overly generous. The RC aims to be fair and avoid rewarding poor performance.

The RC may recommend the Company to consider the use of contractual provisions to allow the Company to reclaim incentive components of remuneration from the Executive Director and key management personnel in exceptional circumstances of misstatement of financial results, or of misconduct resulting in financial loss to the Company.

CORPORATE GOVERNANCE

Remuneration Report

A breakdown showing the level and mix of remuneration of each Director and key management personnel for FY2021 is as follows: –

Name of Director	Base Salary	Variable Payments	Other Benefits	Fees	Total
S\$250,000 to S\$499,999					
Lee Yih Chyi, Yvonne	79%	15%	3%	3%	100%
Below S\$250,000					
Lee Bon Leong	–	–	–	100%	100%
Tan Keh Yan, Peter	–	–	–	100%	100%
Koh Wee Kiang	–	–	–	100%	100%
Lee Yih Hwan	–	–	–	100%	100%

The Company supports and is aware of the need for transparency. However, taking into consideration the relative size of the Company, the competitive business environment in which it operates and the sensitive nature of such disclosure, the Board is of the opinion that a full disclosure may have a negative impact on the Company. While the Company did not provide the exact remuneration of each Director, the aggregate remuneration paid and fees payable to Directors of the Company is S\$392,000 and S\$186,000 respectively for FY2021. The Company has also set out above, the RC's responsibilities in reviewing the framework of remuneration packages which takes into consideration the industry standards, the Company's relative performance and performance of individual directors to align with the long-term interests of the Company. A proportion of the Executive Directors' remuneration is linked to performance and achievement of financial targets approved by the Board. Accordingly, the Company is of the view that its practices are consistent with the intent of Principle 8 of the Code.

Name of Key Management Personnel	Designation
Below S\$250,000	
Thang Koon Tee *	Group Financial Controller
Kwek Siew Yuen **	Group Financial Controller
Teo Kah Kheng	General Manager (Head of Sales)
Lee Yih Lin	General Manager
Haji Razeman bin Haji Hamzah #	Head of Logistics
Lee Choon Yam	Head of Production

Note:

* Joined on 12 April 2021

** Resigned on 16 April 2021

Retired on 31 March 2022

Based on the bands established above, the remuneration of each key management personnel who is not a Director or CEO is below S\$250,000. However, due to the competitive nature of the industry that the Group operates in, the Board believes it is unwise to disclose the breakdown of the remuneration of these key management personnel. Nevertheless, the aggregate compensation to the named key management personnel of the Company is S\$782,000 for FY2021. The Board believes that the Company's current practices are consistent with the intent of Principle 8 of the Code.

None of the Directors (including the Managing Director) and the top key management personnel (who are not Directors or the Managing Director) of the Company has received any termination, retirement, post-employment benefits for FY2021.

CORPORATE GOVERNANCE

Below is an employee of the Group, being the substantial shareholders of the Company, or immediate family member of a Director, the CEO, or a substantial shareholder of the Company, whose remuneration exceeded S\$100,000 during the year.

Name of Employee	Relationship with the Relevant Director or Substantial Shareholder
S\$200,000 to S\$299,999	
Lee Yih Lin	Son of Lee Choon Bok, and brother of Lee Yih Chyi, Yvonne and Lee Yih Hwan

The Company does not have long-term incentive schemes such as employee share options scheme.

ACCOUNTABILITY AND AUDIT

RISK MANAGEMENT AND INTERNAL CONTROLS

Principle 9: The Board is responsible for the governance of risk and ensures that Management maintains a sound system of risk management and internal controls, to safeguard the interests of the Company and its shareholders

The Board is responsible for the governance of risk management and internal control framework. The Board conducts periodic reviews to determine the effectiveness and adequacy of the Company's risk management and internal control systems. This includes its financial, operational, compliance and information technology controls, and internal audit systems that have been put in place by Management to ensure the integrity and reliability of the Group's financial information, and to safeguard assets. There is clearly defined delegation of authority from the Board to the operating companies and procedures are in place for the proper authorization of transactions.

The AC is assigned to oversee the risk management framework and policies of the Group. The Group has implemented an enterprise risk management framework which the Management reviews for adequacy and effectiveness on an annual basis. The Management identifies, manages and monitors areas of significant business risks as shown on pages 26 and 27, and reports to the Board and AC at least twice a year, where the Board determines the nature and extent of the significant risks which the Company is willing to take in achieving its strategic objectives and value creation.

Relying on the reports from the internal and external auditors and the key risks as identified by Management, the AC conducts assessments of the key internal controls and presents its findings to the Board. Any recommendations from internal and external auditors to further improve the Group's internal control are reported to the AC. The AC will also follow-up on the actions taken by Management on the recommendations from the internal and external auditors. Based on the information furnished by the AC to the Board, nothing has come to the Board's attention to cause the Board to believe that the internal controls are not adequate and effective for the type and volume of business that the Group currently operates.

Based on the various management controls put in place and the reports and reviews done by the internal and external auditors, including the reviews by Management, the non-existence of any critical internal control deficiencies, and assurances from the Managing Director and Group Financial Controller that:

- (a) the financial records have been properly maintained and the financial statements give a true and fair view of the Company's operations and finances; and
- (b) regarding the effectiveness of the Company's risk management and internal control systems, the Board with the concurrence of the AC is of the opinion that the Group's internal controls in addressing the financial, operational, compliance and information technology risks and risk management systems are adequate and effective for the type and volume of business that the Group currently operates.

The Board notes that the system of internal control and risk management established provides reasonable but not absolute assurance against unforeseeable and foreseeable risks to the Company, as all internal control systems contain inherent limitations and no system of internal control could provide absolute assurance against the occurrence of material errors, poor judgment in decision making, human error, losses, fraud or other irregularities.

CORPORATE GOVERNANCE

AUDIT COMMITTEE

Principle 10: The Board has an Audit Committee (“AC”) which discharges its duties objectively.

The AC comprises three (3) members, all of whom are Independent Directors. The members are:

Tan Keh Yan, Peter (Chairman)	Lead Independent Director
Lee Bon Leong	Independent Non-Executive Chairman
Koh Wee Kiang	Independent Director

All AC members have extensive experience holding senior positions in the financial, legal and commercial sectors, and have sufficient accounting and financial management knowledge. Two (2) members, including the Chairman, have years of experience in large financial institutions in Singapore. The AC has explicit authority to investigate any matter within its terms of reference, full access to and co-operation from the internal and external auditors and Management, full discretion to invite any Director or key management personnel to attend its meetings, and reasonable resources to enable it to discharge its functions properly.

The AC does not comprise former partners or directors of the Company’s existing auditing firm or auditing corporation:

- (a) within a period of two years commencing on the date of their ceasing to be a partner of the auditing firm or director of the auditing corporation; and in any case,
- (b) for as long as they have any financial interest in the auditing firm or auditing corporation.

The AC’s major responsibilities in its written terms of reference include:

- (a) reviewing the significant financial reporting issues and judgements so as to ensure the integrity of the financial statements and any formal announcements relating to the Company’s financial performance before submission to the Board for approval;
- (b) reviewing and reporting to the Board at least annually the adequacy and effectiveness of the internal controls, addressing financial, operational, compliance and information technology risks, and risk management systems established by Management;
- (c) reviewing the internal and external auditors’ audit plans, scope of work and reports, reviewing the Management’s responses and discussing any issues arising from the internal and external audits;
- (d) meeting with internal and external auditors, in each case without the presence of Management, at least once annually to discuss any matters arising from the internal and external audits;
- (e) reviewing the independence of the external auditor annually and making recommendations to the Board on the appointment, re-appointment and removal of the external auditor, and approving the remuneration and terms of engagement;
- (f) reviewing any suspected fraud or irregularity or suspected infringement of any relevant laws, rules or regulations and reporting to the Board; and
- (g) reviewing interested person transactions falling within the scope of Chapter 9 of the SGX-ST Listing Manual.

In the financial year under review, all AC meetings were conducted without the presence of Executive Director and Management unless invited by the AC to attend. The AC has full autonomy in the conduct of all AC meetings.

The AC has direct access to the internal and external auditors and has met with them without the presence of Management in FY2021.

To keep abreast of the changes in accounting standards and issues which have a direct impact on the Group’s financial statements, the AC is updated annually by the external auditor on the relevant changes in financial reporting standards and issues when they attend the AC meetings.

The AC has explicit authority to investigate any matter within its terms of reference. The AC has, within its terms of reference, the authority to obtain independent professional advice at the Company’s expense as and when the need arises.

CORPORATE GOVERNANCE

In July 2010, SGX-ST and Accounting and Corporate Regulatory Authority (“ACRA”) had launched the “Guidance to Audit Committees on Evaluation of Quality of Work performed by External Auditors” (the “Guidance”) which aims to facilitate the AC in evaluating the external auditor. Accordingly, the AC had evaluated the independence and performance of the external auditor based on the key indicators of audit quality set out in the Guidance.

The AC has undertaken a review of the scope of audit and non-audit services provided by the external auditor and the objectivity of the external auditor on an annual basis, and is satisfied that all non-audit services provided by the external auditor would not, in the AC’s opinion, affect the independence of the external auditor. RSM Chio Lim LLP, the external auditor of the Company, has also confirmed that they are a Public Accounting Firm registered with ACRA and provided a confirmation of their independence to the AC. Accordingly, the AC is satisfied that Rule 712 of the SGX-ST Listing Manual is complied with and has recommended to the Board, the nomination of the external auditor, RSM Chio Lim LLP, for re-appointment at the forthcoming AGM.

The fees payable to RSM Chio Lim LLP, the external auditor, for FY2021 are as follows:

Services

Audit service	S\$80,000
Non-audit service	S\$15,400
Total	<u>S\$95,400</u>

The AC has reviewed the key audit matter relating to determination of the net realisable value of inventories as reported in the Independent Auditor’s Report. The AC is satisfied that the Group’s inventory procurement policies involve a detailed and judicious analysis of the present steel market conditions, factors that could affect future demand and supply conditions, selling price and replacement cost trends, as well as up-to-date knowledge of customers’ requirements to ensure sufficient availability and variety of inventory to provide customers with a ‘one-stop’ solution. The AC noted that Management rigorously tracks the international and domestic price trends as well as the price trends of raw materials that affect the costs of steel production. The AC also reviews the assumptions that are applied in the determination of future expected selling prices and replacement costs. As such, the AC is of the view that there is no material inconsistency between the audit procedures adopted by the independent external auditor and Management’s assessment and is satisfied that the key audit matter has been appropriately dealt with.

The Company has complied with Rule 715 of the SGX-ST Listing Manual as all subsidiaries of the Company are audited by RSM Chio Lim LLP for the purpose of the consolidated financial statements of the Company and its subsidiaries.

The Group has outsourced its internal audit functions to MS Risk Management Pte. Ltd. The internal auditor reports directly to the AC and would also report administratively to the Managing Director. The AC approves the internal audit schedule, plan and activities of the internal auditor, who conduct their internal audit review to ascertain the following on an annual basis, that:

- (a) an effective system of internal control is in place;
- (b) the controls are functioning as intended; and
- (c) operations are conducted in an effective and efficient manner.

To ensure the adequacy of the internal audit function, the AC has reviewed and approved the internal audit plan before the internal audit commenced. The AC will assess and ensure that the internal auditor meets or exceeds the standards set by recognised professional bodies including the Standards for the Professional Practice of Internal Auditing set by the Institute of Internal Auditors. The internal auditor provides adequate staff with relevant experience to conduct the internal audits and have unrestricted access to all documents, records, properties and personnel, including access to the AC.

The internal auditor also highlights to the AC and Management areas of weakness, instances of non-compliance with policies, procedures and controls, if any, and recommends improvements.

The AC, on an annual basis, will assess the adequacy and the effectiveness of the internal audit by examining the internal auditor’s scope of work and its independence, the qualification and experiences of the internal audit team assigned and the internal auditor’s reports. The AC conducted a review and concluded that the internal audit function has adequate resources to perform its functions, is independent from the activities that it audits and has appropriate standing within the Group. The AC is satisfied with the effectiveness of the Company’s internal audit function.

CORPORATE GOVERNANCE

Whistle-blowing Framework

The Group has implemented a whistle-blowing policy whereby accessible channels are provided for employees to raise concerns about possible improprieties in matters of financial reporting or other matters of which they become aware and to ensure that:

- (a) independent investigations are carried out in an appropriate and timely manner;
- (b) appropriate action is taken to correct the weakness in internal controls and policies which allowed the perpetration of fraud and/or misconduct and to prevent a recurrence; and
- (c) administrative, disciplinary, civil and/or criminal actions that are initiated following the completion of investigations are appropriate, balanced and fair, while providing reassurance that employees will be protected from reprisals or victimisation for whistle-blowing in good faith and without malice.

The AC is responsible for oversight and monitoring of whistle-blowing and the AC reviews all whistle-blowing complaints, if any, at its quarterly meetings to ensure independence, thorough investigation and appropriate follow-up actions are taken. The Company will treat all information received as confidential and will protect the identity of all whistle-blowers from reprisals.

There were no reports received through the whistle-blowing mechanism during FY2021.

Members of the AC and the Company Secretary are named as receiving channels of any whistle-blowing report.

SHAREHOLDER RIGHTS AND COMMUNICATION WITH SHAREHOLDERS

SHAREHOLDER RIGHTS AND CONDUCT OF GENERAL MEETINGS

Principle 11: The Company treats all shareholders fairly and equitably in order to enable them to exercise shareholders' rights and have the opportunity to communicate their views on matters affecting the Company. The Company gives shareholders a balanced and understandable assessment of its performance, position and prospects.

ENGAGEMENT WITH SHAREHOLDERS

Principle 12: The Company communicates regularly with its shareholders and facilitates the participation of shareholders during general meetings and other dialogues to allow shareholders to communicate their views on various matters affecting the Company.

MANAGING STAKEHOLDER RELATIONSHIPS

ENGAGEMENT WITH STAKEHOLDERS

Principle 13: The Board adopts an inclusive approach by considering and balancing the needs and interests of material stakeholders, as part of its overall responsibility to ensure that the best interests of the Company are served.

The Company believes it is important to treat all shareholders fairly and equitably, and does not practice selective disclosure. In line with continuous obligations of the Company pursuant to the SGX-ST Listing Manual, the Board's policy is to ensure that all material information is disclosed to all shareholders in an adequate and timely manner to enable them to exercise shareholders' rights and have the opportunity to communicate their views on matters affecting the Company.

The Company provides shareholders with a balanced and understandable assessment of its performance, financial position and prospects. The Board is accountable to shareholders while Management is accountable to the Board. To help continually ensure the accountability of Management to the Board, the Management provides all members of the Board with periodic updates that give a balanced summary of the Group's performance and financial position such as financial statements and other management reports. Apart from the regular Board meetings, discussions or ad-hoc meetings are conducted via electronic means, as and when required.

CORPORATE GOVERNANCE

The Board is mindful of its obligation to provide timely, reliable and fair disclosure of material information in compliance with the SGX-ST Listing Manual and present its financial results on a half yearly and yearly basis via SGXNet to the public. In presenting the financial results, the Board has made every effort to provide a balanced and reader friendly assessment of the Group's performance and position. In line with the SGX-ST Listing Rules, the Board provides negative assurance statement in respect of the interim financial statements. In addition, all Directors and key management personnel of the Company also signed a letter of undertaking pursuant to Rule 720(1) of the SGX-ST Listing Manual.

Information is disseminated to shareholders on a timely basis through:

- (a) announcements and news releases on the SGXNet;
- (b) annual reports prepared and issued to all shareholders;
- (c) notices of shareholders' meetings are published in the local newspapers and/or announced via SGXNet; and
- (d) the Group's corporate website at www.asiaenterprises.com.sg.

The Managing Director oversees and leads the Company's Investor Relations ("IR") activities. She is supported by the Group Financial Controller and external IR consultants engaged by the Company to reinforce its communications and interactions with shareholders and investors.

To better understand the views of shareholders and investors, the Company holds briefings or ad-hoc meetings with the investment community or media to discuss the Group's financial performance and developments, and promote better appreciation of the Group's business. The Company also conducts visits to its operating facilities for the investment community when appropriate. In addition, the Company participates in investor roadshows organised by third-parties such as stockbroking companies and service providers when suitable opportunities arise.

The Company has identified stakeholders as those who are impacted by the Group's business and operations as well as those who have a material impact on the Group's business and operations. Such stakeholders include employees, contractors and suppliers, government and regulators, community, and shareholders and investors. The Company engages its stakeholders through various channels to ensure that the business interests of the Group are balanced against the needs and interests of its stakeholders.

The IR section in the Group's website is updated in a timely manner with the Group's latest announcements. In addition to the latest financial results and corporate developments, shareholders, investors and stakeholders can also view historical financial reports, company presentations, investor factsheet, research reports and annual reports. Anyone may subscribe to the Company's announcements by registering for "email alerts" via the Company's website.

To enhance and encourage ongoing exchange of views so as to actively engage and promote regular, effective and fair communication with shareholders, investors and stakeholders, the Company provides IR contact information (email address and telephone number) in its annual reports, announcements and website. Shareholders, investors and stakeholders can send their enquiries to the Company's IR Consultants who can be reached by email or telephone.

While the Company has not formally instituted a dividend policy, it has a good track record of paying at least 40% of its annual profit as dividends to shareholders since its listing on SGX-ST in September 2005. In the event that the Company considers it is inappropriate to pay a final dividend to shareholders, sufficient and good reasons shall be disclosed.

The Company's AGMs are attended by all Directors. Shareholders, being informed of the rules governing general meetings, are given the opportunity to express their views and direct questions to the Directors and Management. Chairmen of the AC, NC, RC and Board, or members of the respective Board Committees standing-in for them are available to address questions from shareholders. The external auditor will also be present to address shareholders' queries about the conduct of the audit and the preparation and content of the external auditor's report.

Shareholders are entitled to appoint up to two (2) proxies to attend and vote on their behalf at the AGM. Proxies need not be a shareholder of the Company. The Company does not permit voting in absentia by mail, facsimile or e-mail due to the difficulty in verifying and ensuring authenticity of the vote.

CORPORATE GOVERNANCE

A Relevant Intermediary¹ may appoint more than two (2) proxies, but each proxy must be appointed to exercise the rights attached to a different share or shares held by him (which number and class of shares shall be specified). An investor who holds shares under the Central Provident Fund Investment Scheme (“CPF Investor”) and/or the Supplementary Retirement Scheme (“SRS Investor”) (as may be applicable) may attend and cast his vote(s) at the Meeting in person. CPF and SRS Investors who are unable to attend the Meeting but would like to vote, may inform their CPF and/or SRS Approved Nominees to appoint the Chairman of the Meeting to act as their proxy, in which case, the CPF and SRS Investors shall be precluded from attending the Meeting.

The Company will put all resolutions to vote by poll and make an announcement of the detailed results showing the numbers of votes cast for and against each resolution and the respective percentages.

Each item of special business included in the notice of the general meetings will be accompanied by full explanation of the effects of a proposed resolution. Separate resolutions are proposed for each substantially separate issue at general meetings.

The Company prepares minutes of general meetings that include substantial and relevant comments or queries from shareholders relating to the agenda of the meeting, and responses from the Board and Management. These minutes will not be published on the Company’s website but will be made available to shareholders upon their request.

Amid the COVID-19 pandemic and pursuant to the applicable laws and regulations then in force, the AGM of the Company for FY2020 was held by way of electronic means (“eAGM”). The Annual Report, Notice of AGM and Proxy Form were published on the Company’s website and SGXNet only. Shareholders were unable to attend the AGM in person, but could participate in the eAGM by watching and/or listening to the proceedings via a “live” webcast. Shareholders were also given the opportunities to submit their questions related to the resolutions to be tabled for approval in advance of the eAGM. The responses to those substantial and relevant questions received from shareholders were published via SGXNet prior to the eAGM. In addition, the minutes of the eAGM was published within one month from the eAGM via SGXNet.

The Company will be holding eAGM for FY2021.

In its annually published Sustainability Report, the Company has arrangements in place to identify and engage with its material stakeholder groups and has set out its strategy and key areas of focus in relation to managing its relationships with such groups.

DEALINGS IN SECURITIES

The Company has complied with Rule 1207(19) of the SGX-ST Listing Manual in relation to the best practices on dealings in the securities:

- (a) the Company had devised and adopted its own internal compliance code to provide guidance to its officers with regards to dealings by the Company and its officers in its securities;
- (b) officers of the Company did not deal in the Company’s securities on short-term considerations; and
- (c) the Company and its officers did not deal in the Company’s shares
 - (i) during the periods commencing one (1) month before the announcement of the Company’s half yearly and full year financial statements, and ending on the date of the announcement of the relevant results, and
 - (ii) if they are in possession of unpublished price-sensitive information of the Group.

In addition, Directors and key management personnel are expected to observe insider trading laws at all times even when dealing in securities within the permitted trading period.

¹ A Relevant Intermediary is:

- (a) a banking corporation licensed under the Banking Act 1970 or a wholly-owned subsidiary of such a banking corporation, whose business includes the provision of nominee services and who holds shares in that capacity; or
- (b) a person holding a capital markets services licence to provide custodial services for securities under the Securities and Futures Act 2001 and who holds shares in that capacity; or
- (c) the Central Provident Fund Board established by the Central Provident Fund Act 1953, in respect of shares purchased under the subsidiary legislation made under that Act providing for the making of investments from the contributions and interest standing to the credit of members of the Central Provident Fund, if the Board holds those shares in the capacity of an intermediary pursuant to or in accordance with that subsidiary legislation.

CORPORATE GOVERNANCE

MATERIAL CONTRACTS

There were no material contracts of the Company or its subsidiaries involving the interests of any Director or controlling shareholder entered into in the financial year reported on.

INTERESTED PERSON TRANSACTIONS

The Company monitors all its interested person transactions closely and all interested person transactions are subject to review by the AC.

The aggregate value of interested person transactions entered into during the year, disclosed in accordance with Rule 907 of the SGX-ST Listing Manual, was as follows:

Name of interested person	Nature of relationship	Aggregate value of all Interested Person Transactions during the financial year under review (excluding transactions less than \$100,000 and transactions conducted under shareholders' mandate pursuant to Rule 920)	Aggregate value of all Interested Person Transactions conducted under shareholders' mandate pursuant to Rule 920 (excluding transactions less than \$100,000)
Penta Transport Services	Sole-proprietorship associated with Lee Choon Bok, Lee Yih Chyi, Yvonne and Lee Yih Hwan	\$69,000	Nil

The Company has no shareholders' mandate for interested person transactions.

CONFLICT OF INTEREST POLICY

The Company has adopted a conflict of interest policy to allow the Company and its subsidiaries to identify and properly address potential conflicts of interest that may influence decision-making by Directors and key management personnel in favour of his/her interests.

Directors have a duty to act in the best interest of the Company and should ensure that his duty is not impaired in any way. As such, Directors should refrain from placing themselves in a situation where these interests, whether professional or personal, would likely to be directly or indirectly in conflict with the interests of the Company.

In the event where a Director or key management personnel envisages that a potential conflict of interest has occurred or may arise, he/she shall complete a declaration in a prescribed form to be submitted to the Management, stating the entity or body in which he/she or his/her related party(ies):

- a) receives or may potentially receive a financial benefit; or
- b) exercises or may exercise influence over its decisions; and
- c) to provide all material facts in relation to such benefits and influence.

SUSTAINABILITY REPORT

The Company shall issue its sustainability report for the financial year ended 31 December 2021 via the SGXNet, no later than five (5) months after the end of the financial year.

RISK MANAGEMENT

KEY RISKS IDENTIFIED BY THE MANAGEMENT

FLUCTUATIONS IN STEEL PRICES

As a distributor of steel products, we purchase a wide range of steel products and maintain substantial inventories in order to fulfil customers' orders within a short lead time. Typically, our customers do not carry all the required steel products themselves due to the high carrying costs and storage space required. The cost of steel products purchased is the main component of our cost of sales and hence we are vulnerable to any fluctuation in the prices of steel. Steel prices rise and fall depending on international demand and supply conditions. Any fluctuation in the prices of steel will affect our cost of purchase and profitability.

Throughout the Group's operating history, we have developed and established long-term relationships and goodwill with many of our suppliers. Our strong rapport with a wide network of reliable and established international steel traders and suppliers allows us to source for steel products from established steel mills worldwide and provides us with timely access to critical industry trends and information, competitive prices for quality products, timely delivery and new product items.

HIGH INVENTORY HOLDING COSTS

Typically, we receive purchase orders from our customers at short notices. We do not have any substantial long-term contracts with our customers and thus, are not able to predict their requirements. On the other hand, our suppliers normally take up to two (2) or three (3) months from the order date to deliver the products to us. Given the short lead time given to us by our customers and the relatively longer delivery times required by our suppliers, we need to place advance orders with a view to secure continuous supply of substantial and varied steel products to meet the needs of our diverse customer base and provide just-in-time delivery. Consequently, our inventory turnover (days) is usually high.

The longer our inventories are held, the higher the cost of holding these inventories. In the event that we are unable to maintain our revenue or profit margins due to a fall in the prices of steel products and/or decrease in demand for steel products, or if our financing cost for inventory increases, our financial position will be affected.

Through regular contacts with our customers, our sales team understands the industries in which our customers operate, emerging industrial trends affecting their product requirements and their latest business activities. Based on this industry knowledge, we are able to assess the steel products that our customers will require and place advance orders with our suppliers accordingly.

FLUCTUATIONS IN FOREIGN EXCHANGE RATES

A significant portion of our purchases is denominated in United States Dollars ("USD") whilst a significant portion of our sales is denominated in Singapore Dollars ("SGD"). To the extent that our Group's purchases and reporting currency are not naturally matched in the same currency, our Group is exposed to adverse fluctuations of the USD against the SGD and our earnings may be affected.

The Group keeps close watch on the USD exchange rate movements and uses forward currency exchange contracts to manage our foreign exchange risks. The Group also utilises USD collections from customers as a form of natural hedge.

CREDIT RISKS OF OUR CUSTOMERS

Our Group offers unsecured credit terms ranging from thirty (30) to one hundred and twenty (120) days to our long-term customers with good payment records during the ordinary course of business. For other customers, we sell to them on cash terms or against letters of credit. We face uncertainties over the timeliness of our customers' payments and their ability to pay. There is no assurance that we will be able to collect our trade debts on a timely basis. A material increase in bad and doubtful debts will adversely affect our financial performance.

We do not sell exclusively to any customer. The Group has established a diverse pool of some seven hundred (700) customers in the Asia Pacific region. We have established close rapport with our customers through our ability to meet their steel requirements consistently and in a timely manner. We believe we have an established track record as a reliable and resourceful distributor of steel products as demonstrated by the fact that we frequently receive repeat orders from our existing customers as well as referrals of new customers.

RISK MANAGEMENT

Credit terms are extended based on factors such as duration of the customer relationship, credit-worthiness, past payment records, financial strength of the customer, as well as the size of the particular transaction. We do not extend any credit term to a new customer until such customer has demonstrated a prompt payment track record.

For any increase in credit limit and/or new credit term to be extended to any customer, a credit application form with a copy of the ACRA search will be submitted to our Executive Director for approval. Furthermore, outstanding debtor balances are reviewed at least on a weekly basis.

CYCLICAL MOVEMENTS IN THE INDUSTRIES THAT OUR CUSTOMERS OPERATE IN, IN PARTICULAR, THE MARINE AND OFFSHORE INDUSTRY

For the reporting year ended 31 December 2021, approximately 70% of our Group's revenue was derived from customers engaging in marine and offshore related activities. From time to time, different industries experience slowdowns due to cyclical fluctuations or a decline in the general economic conditions. In the event that there is a downturn in the industries that our customers operate, particularly the marine and offshore industry, the demand for the steel products and services we supply could decline and materially affect our operating results.

Our sales team constantly seeks new business opportunities with users of steel in other industries such as those engaged in engineering/fabrication, construction and manufacturing activities. We are also establishing ties with users of steel in new territories to further expand our customer base.

THREAT OF CYBER-ATTACKS

Our Group is exposed to diversity of cyber-attacks as we embrace technology and digital connectivity in our business. We have outsourced IT professionals who monitor the health of our IT infrastructure on an on-going basis and practise regular software and hardware updates to ensure that our cyber risk is managed. In addition, we backup our data daily and conduct regular checks to ensure that our IT system can be recovered swiftly when the need arises. Staff are always reminded to practise proper cyber discipline and behaviour to ensure online security.

STATEMENT BY DIRECTORS

The Directors of Asia Enterprises Holding Limited are pleased to present the accompanying financial statements of the Company and of the Group for the reporting year ended 31 December 2021.

1. Opinion of the Directors

In the opinion of the Directors,

- (a) the accompanying financial statements and the consolidated financial statements are drawn up so as to give a true and fair view of the financial position and performance of the Company and, of the financial position and performance of the Group for the reporting year covered by the financial statements or consolidated financial statements; and
- (b) at the date of the statement there are reasonable grounds to believe that the Company will be able to pay its debts as and when they fall due.

The Board of Directors approved and authorised these financial statements for issue.

2. Directors

The Directors of the Company in office at the date of this statement are:

Lee Yih Chyi, Yvonne
 Lee Bon Leong
 Tan Keh Yan, Peter
 Koh Wee Kiang
 Lee Yih Hwan

3. Directors' interests in shares and debentures

The Directors of the Company holding office at the end of the reporting year had no interests in shares in or debentures of the Company or other related body corporate as recorded in the Register of Directors' Interest in Shares In or Debentures kept by the Company under section 164 of the Companies Act 1967 (the "Act") except as follows:

Names of Directors and Company in which interests are held	Direct interest		Deemed interest	
	At beginning of the reporting year	At end of the reporting year	At beginning of the reporting year	At end of the reporting year
	Number of shares of no par value			
The Company: <u>Asia Enterprises Holding Limited</u>				
Lee Yih Chyi, Yvonne	70,000	70,000	131,193,566	131,193,566
Tan Keh Yan, Peter	125,000	125,000	–	–
Koh Wee Kiang	125,000	125,000	–	–
Lee Yih Hwan	660,000	660,000	131,193,566	131,193,566

By virtue of section 7 of the Act, Lee Yih Chyi, Yvonne is deemed to have an interest in the Company and in all the related body corporate of the Company.

The Directors' interests as at 21 January 2022 were the same as those at the end of the reporting year.

STATEMENT BY DIRECTORS

4. Arrangements to enable Directors to acquire benefits by means of the acquisition of shares and debentures

Neither at the end of the reporting year nor at any time during the reporting year did there subsist arrangements to which the Company is a party, being arrangements whose objects are, or one of whose objects is, to enable Directors of the Company to acquire benefits by means of the acquisition of shares in or debentures of the Company or any other body corporate.

5. Options

During the reporting year, no option to take up unissued shares of the Company or other body corporate in the Group was granted.

During the reporting year, there were no shares issued by virtue of the exercise of an option to take up unissued shares.

At the end of the reporting year, there were no unissued shares under option.

6. Independent auditor

RSM Chio Lim LLP has expressed willingness to accept re-appointment.

7. Report of audit committee

The members of the Audit Committee at the date of this report are as follows:

Tan Keh Yan, Peter (Chairman)	– Lead Independent Director
Lee Bon Leong	– Independent, Non-Executive Chairman
Koh Wee Kiang	– Independent Director

The Audit Committee performs the functions specified by section 201B (5) of the Act. Among other functions, it performed the following:

- Reviewed with the independent external auditor their audit plan;
- Reviewed with the independent external auditor their evaluation of the Company's internal accounting controls relevant to their statutory audit, and their report on the financial statements and the assistance given by the management to them;
- Reviewed with the internal auditor the scope and results of the internal audit procedures (including those relating to financial, operational and compliance controls and risk management) and the assistance given by the management to the internal auditor;
- Reviewed the financial statements of the Group and the Company prior to their submission to the Directors of the Company for adoption; and
- Reviewed the interested person transactions (as defined in Chapter 9 of the Singapore Exchange Securities Trading Limited's Listing Manual).

Other functions performed by the Audit Committee are described in the report on Corporate Governance included in the annual report of the Company. It also includes an explanation of how independent auditor objectivity and independence is safeguarded where the independent auditor provide non-audit services.

The Audit Committee has recommended to the Board of Directors that the independent auditor, RSM Chio Lim LLP, be nominated for re-appointment as the independent auditor at the next annual general meeting of the Company.

STATEMENT BY DIRECTORS

8. Directors' opinion on the adequacy of internal controls

Based on the internal controls established and maintained by the Company, work performed by the internal and external auditors, and reviews performed by management, other committees of the Board and the Board, the Board, with the concurrence of the Audit Committee, is of the opinion that the Company's internal controls (including financial, operational, compliance and information technology controls), and risk management systems were adequate and effective as at 31 December 2021 to address the risks that the company considers relevant and material to its operations.

9. Subsequent developments

There are no significant developments subsequent to the release of the Group's and the Company's preliminary financial statements, as announced on 17 February 2022, which would materially affect the Group's and the Company's operating and financial performance as of the date of this report.

On behalf of the Directors

.....
Lee Bon Leong
Independent, Non-Executive Chairman

.....
Lee Yih Chyi, Yvonne
Managing Director

16 March 2022

INDEPENDENT AUDITOR'S REPORT

To the Members of ASIA ENTERPRISES HOLDING LIMITED

Report on the audit of the financial statements

Opinion

We have audited the accompanying financial statements of Asia Enterprises Holding Limited (the "Company") and its subsidiaries (the "Group"), which comprise the consolidated statement of financial position of the Group and the statement of financial position of the Company as at 31 December 2021, and the consolidated statement of profit or loss and other comprehensive income, statement of changes in equity and statement of cash flows of the Group, and statement of changes in equity of the Company for the reporting year then ended, and notes to the financial statements, including accounting policies.

In our opinion, the accompanying consolidated financial statements of the Group and the statement of financial position and statement of changes in equity of the Company are properly drawn up in accordance with the provisions of the Companies Act, 1967 (the "Act") and Singapore Financial Reporting Standards (International) ("SFRS (I)") so as to give a true and fair view of the consolidated financial position of the Group and the financial position of the Company as at 31 December 2021 and of the consolidated financial performance, consolidated changes in equity and consolidated cash flows of the Group and the changes in equity of the Company for the reporting year ended on that date.

Basis for opinion

We conducted our audit in accordance with Singapore Standards on Auditing ("SSAs"). Our responsibilities under those standards are further described in the auditor's responsibilities for the audit of the financial statements section of our report. We are independent of the Company in accordance with the Accounting and Corporate Regulatory Authority ("ACRA") Code of Professional Conduct and Ethics for Public Accountants and Accounting Entities ("ACRA Code") together with the ethical requirements that are relevant to our audit of the financial statements in Singapore, and we have fulfilled our other ethical responsibilities in accordance with these requirements and the ACRA Code. We believe that the audit evidence we have obtained is sufficient and appropriate to provide a basis for our opinion.

Key audit matters

Key audit matters are those matters that, in our professional judgement, were of most significance in our audit of the financial statements of the current reporting year. These matters were addressed in the context of our audit of the financial statements as a whole, and in forming our opinion thereon, and we do not provide a separate opinion on these matters.

Determination of the net realisable values of inventories

Reference is made to Note 2 on accounting policy, Note 2C on critical judgements, assumptions and uncertainties, Note 18 on inventories, and the Audit Committee's views and responses to the reported key audit matters under the Corporate Governance section of the Annual Report.

As at 31 December 2021, the Group held inventories of \$23.4 million which is a significant balance on the statement of financial position. Inventories are stated at the lower of cost and net realisable value. The determination of the net realisable value of these inventories require the Group to make a critical and reasonable judgement on the future realisable value, which is dependent on future market trends, including the demand and supply of steel products, as well as the trend of steel prices in its key operating markets and internationally. Persistent weak end-user demand and/or oversupply of steel products may exert downward pressure on transaction volumes and steel prices to the extent that the carrying amount of inventories could exceed future expected realisable value.

We have reviewed the general global steel price trend in the past and have also assessed the global steel price trend movement subsequent to year end. To challenge the Group's future expected realisable value, we have conducted a comparison of the carrying amount against its recently transacted sales prices or latest purchase prices from suppliers. In addition, we have also performed sensitivity analysis on the future expected realisable value against its carrying amount for three major inventory items.

INDEPENDENT AUDITOR'S REPORT

To the Members of ASIA ENTERPRISES HOLDING LIMITED

Other information

Management is responsible for the other information. The other information comprises the information included in the statement by directors and the annual report, but does not include the financial statements and our auditor's report thereon.

Our opinion on the financial statements does not cover the other information and we do not express any form of assurance conclusion thereon.

In connection with our audit of the financial statements, our responsibility is to read the other information and, in doing so, consider whether the other information is materially inconsistent with the financial statements or our knowledge obtained in the audit or otherwise appears to be materially misstated. If, based on the work we have performed, we conclude that there is a material misstatement of this other information, we are required to report that fact. We have nothing to report in this regard.

Responsibilities of management and directors for the financial statements

Management is responsible for the preparation of financial statements that give a true and fair view in accordance with the provisions of the Act and the financial reporting standards, and for devising and maintaining a system of internal accounting controls sufficient to provide a reasonable assurance that assets are safeguarded against loss from unauthorised use or disposition; and transactions are properly authorised and that they are recorded as necessary to permit the preparation of true and fair financial statements and to maintain accountability of assets.

In preparing the financial statements, management is responsible for assessing the Group's ability to continue as a going concern, disclosing, as applicable, matters related to going concern and using the going concern basis of accounting unless management either intends to liquidate the Group or to cease operations, or has no realistic alternative but to do so.

The Directors' responsibilities include overseeing the Group's financial reporting process.

Auditor's responsibilities for the audit of the financial statements

Our objectives are to obtain reasonable assurance about whether the financial statements as a whole are free from material misstatement, whether due to fraud or error, and to issue an auditor's report that includes our opinion. Reasonable assurance is a high level of assurance, but is not a guarantee that an audit conducted in accordance with SSAs will always detect a material misstatement when it exists. Misstatements can arise from fraud or error and are considered material if, individually or in the aggregate, they could reasonably be expected to influence the economic decisions of users taken on the basis of these financial statements.

As part of an audit in accordance with SSAs, we exercise professional judgement and maintain professional scepticism throughout the audit. We also:

- (a) Identify and assess the risks of material misstatement of the financial statements, whether due to fraud or error, design and perform audit procedures responsive to those risks, and obtain audit evidence that is sufficient and appropriate to provide a basis for our opinion. The risk of not detecting a material misstatement resulting from fraud is higher than for one resulting from error, as fraud may involve collusion, forgery, intentional omissions, misrepresentations, or the override of internal control.
- (b) Obtain an understanding of internal control relevant to the audit in order to design audit procedures that are appropriate in the circumstances, but not for the purpose of expressing an opinion on the effectiveness of the Group's internal control.
- (c) Evaluate the appropriateness of accounting policies used and the reasonableness of accounting estimates and related disclosures made by management.

INDEPENDENT AUDITOR'S REPORT

To the Members of ASIA ENTERPRISES HOLDING LIMITED

Auditor's responsibilities for the audit of the financial statements (Cont'd)

- (d) Conclude on the appropriateness of management's use of the going concern basis of accounting and, based on the audit evidence obtained, whether a material uncertainty exists related to events or conditions that may cast significant doubt on the Group's ability to continue as a going concern. If we conclude that a material uncertainty exists, we are required to draw attention in our auditor's report to the related disclosures in the financial statements or, if such disclosures are inadequate, to modify our opinion. Our conclusions are based on the audit evidence obtained up to the date of our auditor's report. However, future events or conditions may cause the Group to cease to continue as a going concern.
- (e) Evaluate the overall presentation, structure and content of the financial statements, including the disclosures, and whether the financial statements represent the underlying transactions and events in a manner that achieves fair presentation.
- (f) Obtain sufficient appropriate audit evidence regarding the financial information of the entities or business activities within the Group to express an opinion on the consolidated financial statements. We are responsible for the direction, supervision and performance of the Group audit. We remain solely responsible for our audit opinion.

We communicate with the directors regarding, among other matters, the planned scope and timing of the audit and significant audit findings, including any significant deficiencies in internal control that we identify during our audit.

We also provide the directors with a statement that we have complied with relevant ethical requirements regarding independence, and to communicate with them all relationships and other matters that may reasonably be thought to bear on our independence, and where applicable, related safeguards.

From the matters communicated with the directors, we determine those matters that were of most significance in the audit of the financial statements of the current period and are therefore the key audit matters. We describe these matters in our auditor's report unless law or regulation precludes public disclosure about the matter or when, in extremely rare circumstances, we determine that a matter should not be communicated in our report because the adverse consequences of doing so would reasonably be expected to outweigh the public interest benefits of such communication.

Report on other legal and regulatory requirements

In our opinion, the accounting and other records required by the Act to be kept by the Company and by those subsidiary corporations incorporated in Singapore of which we are the auditors have been properly kept in accordance with the provisions of the Act.

The engagement partner on the audit resulting in this independent auditor's report is Tan Beng Teck.

RSM Chio Lim LLP
Public Accountants and
Chartered Accountants
Singapore

16 March 2022

Engagement partner – effective from year ended 31 December 2020

CONSOLIDATED STATEMENT OF PROFIT OR LOSS AND OTHER COMPREHENSIVE INCOME

YEAR ENDED 31 DECEMBER 2021

	Notes	Group	
		2021 \$'000	2020 \$'000
Revenue	5	35,412	42,785
Cost of sales		(24,011)	(35,959)
Gross profit		11,401	6,826
Other income and gains	6	966	1,506
Marketing and distribution costs		(287)	(590)
Administrative expenses		(6,802)	(6,842)
Finance costs	7	(354)	(338)
Other losses	6	(941)	(62)
Profit before tax from continuing operations		3,983	500
Income tax (expense)/income	9	(257)	25
Total comprehensive income for the year		3,726	525
Earnings per share	10	Cents	Cents
Earnings per share currency unit			
Basic		1.09	0.15
Diluted		1.09	0.15

The accompanying notes form an integral part of these financial statements.

STATEMENTS OF FINANCIAL POSITION

AS AT 31 DECEMBER 2021

	Notes	Group		Company	
		2021 \$'000	2020 \$'000	2021 \$'000	2020 \$'000
ASSETS					
Non-current assets					
Property, plant and equipment	12	15,871	17,837	-	-
Right-of-use assets	13	8,836	9,412	-	-
Investment property	14	410	429	-	-
Investments in subsidiaries	15	-	-	45,680	45,680
Other financial assets, non-current	16	7,646	5,878	2,779	2,795
Other assets	17	50	53	-	-
Total non-current assets		32,813	33,609	48,459	48,475
Current assets					
Inventories	18	23,353	13,901	-	-
Trade and other receivables, current	19	7,798	7,370	12,912	9,905
Other financial assets, current	16	5,607	2,924	888	1,148
Cash and cash equivalents	20	44,279	51,170	201	3,818
Total current assets		81,037	75,365	14,001	14,871
Total assets		113,850	108,974	62,460	63,346
EQUITY AND LIABILITIES					
Equity					
Share capital	21	58,856	58,856	58,856	58,856
Treasury shares	21	(138)	(138)	(138)	(138)
Retained earnings		36,853	34,833	3,505	4,238
Capital reserve	22	575	575	-	-
Total equity		96,146	94,126	62,223	62,956
Non-current liabilities					
Provision, non-current	23	1,461	1,418	-	-
Deferred tax liabilities	9	595	595	-	-
Lease liabilities, non-current	24	8,712	9,196	-	-
Total non-current liabilities		10,768	11,209	-	-
Current liabilities					
Provision, current	23	580	168	-	-
Income tax payable		257	13	-	13
Lease liabilities, current	24	484	470	-	-
Trade and other payables, current	25	5,615	2,988	237	377
Total current liabilities		6,936	3,639	237	390
Total liabilities		17,704	14,848	237	390
Total equity and liabilities		113,850	108,974	62,460	63,346

The accompanying notes form an integral part of these financial statements.

STATEMENTS OF CHANGES IN EQUITY

YEAR ENDED 31 DECEMBER 2021

Group	Total equity \$'000	Share capital \$'000	Treasury shares \$'000	Capital reserve \$'000	Retained earnings \$'000
Current year:					
Opening balance at 1 January 2021	94,126	58,856	(138)	575	34,833
Changes in equity:					
Total comprehensive income for the year ended 31 December 2021	3,726	-	-	-	3,726
Dividends (Note 11)	(1,706)	-	-	-	(1,706)
Closing balance at 31 December 2021	96,146	58,856	(138)	575	36,853
Previous year:					
Opening balance at 1 January 2020	95,307	58,856	(138)	575	36,014
Changes in equity:					
Total comprehensive income for the year ended 31 December 2020	525	-	-	-	525
Dividends (Note 11)	(1,706)	-	-	-	(1,706)
Closing balance at 31 December 2020	94,126	58,856	(138)	575	34,833
Company					
Current year:					
Opening balance at 1 January 2021	62,956	58,856	(138)		4,238
Changes in equity:					
Total comprehensive income for the year ended 31 December 2021	973	-	-		973
Dividends (Note 11)	(1,706)	-	-		(1,706)
Closing balance at 31 December 2021	62,223	58,856	(138)		3,505
Previous year:					
Opening balance at 1 January 2020	62,636	58,856	(138)		3,918
Changes in equity:					
Total comprehensive income for the year ended 31 December 2020	2,026	-	-		2,026
Dividends (Note 11)	(1,706)	-	-		(1,706)
Closing balance at 31 December 2020	62,956	58,856	(138)		4,238

The accompanying notes form an integral part of these financial statements.

CONSOLIDATED STATEMENT OF CASH FLOWS

YEAR ENDED 31 DECEMBER 2021

	Group	
	2021 \$'000	2020 \$'000
Cash flows from operating activities		
Profit before tax	3,983	500
Adjustments for:		
Interest income	(505)	(751)
Interest expenses on lease liabilities	282	296
Unwinding of discount arise from provision for dismantling and removing	43	42
Inventory write down	846	-
Depreciation of investment property	19	19
Depreciation of property, plant and equipment	2,136	2,170
Depreciation of right-of-use assets	576	635
Provision for employee benefits	580	168
Bad debts (recovered)/written off – trade receivables	(27)	62
COVID-19 related concessions	-	(214)
Gain on disposal of property, plant and equipment	(77)	-
Loss on disposal of investments in debt investment assets at amortised cost	6	-
Fair value losses on investments at FVTPL	89	-
Operating cash flows before changes in working capital	7,951	2,927
Inventories	(10,298)	1,910
Trade and other receivables, current	(401)	(7)
Other assets	3	(3)
Trade and other payables, current	2,461	(489)
Net cash (used in)/from operations	(284)	4,338
Income taxes paid	(13)	(2)
Net cash flows (used in)/from operating activities	(297)	4,336
Cash flows from investing activities		
Other financial assets – (increase)/decrease	(4,548)	991
Proceeds from disposal of property, plant and equipment	105	-
Purchase of plant and equipment	(198)	(29)
Interest received	505	751
Net cash flows (used in)/from investing activities	(4,136)	1,713
Cash flows from financing activities		
Dividends paid to equity owners	(1,706)	(1,706)
Lease liabilities – principal paid	(470)	(515)
Receipt of COVID-19 related concessions	-	214
Lease liabilities – interest portion	(282)	(296)
Net cash flows used in financing activities	(2,458)	(2,303)
Net (decrease)/increase in cash and cash equivalents	(6,891)	3,746
Cash and cash equivalents, statement of cash flows, beginning balance	51,170	47,424
Cash and cash equivalents, statement of cash flows, ending balance (Note 20)	44,279	51,170

The accompanying notes form an integral part of these financial statements.

NOTES TO THE FINANCIAL STATEMENTS

31 DECEMBER 2021

1. GENERAL

The Company (Registration No: 200501021H) is incorporated in Singapore with limited liability. The financial statements are presented in Singapore Dollar and they cover the Company (referred to as “Parent”) and the subsidiaries.

The Board of Directors approved and authorised these financial statements for issue on the date of the statement by Directors. The Directors have the power to amend and revise the financial statements.

The Company is an investment holding company. It is listed on the Singapore Exchange Securities Trading Limited (“SGX-ST”).

The principal activities of the subsidiaries are described in the notes to the financial statements in Note 15.

The registered office is: No. 3 Pioneer Sector Walk Singapore 627897. The Company is situated in Singapore.

Statement of compliance with financial reporting standards

These financial statements have been prepared in accordance with the Singapore Financial Reporting Standards (International) (“SFRS(I)s”) and the related Interpretations to SFRS(I) (“SFRS (I) INT”) as issued by the Singapore Accounting Standards Council. They are in compliance with the provisions of the Companies Act 1967 and with the International Financial Reporting Standards (“IFRSs”) issued by the International Accounting Standards Board (“IASB”).

Accounting convention

The financial statements are prepared on a going concern basis under the historical cost convention except where a financial reporting standard requires an alternative treatment (such as fair values) as disclosed where appropriate in these financial statements. The accounting policies in the financial reporting standards may not be applied when the effect of applying them is not material. The disclosures required by financial reporting standards may not be provided if the information resulting from that disclosure is not material.

Basis of preparation of the financial statements

The preparation of financial statements in conformity with generally accepted accounting principles requires the management to make estimates and assumptions that affect the reported amounts of assets and liabilities and disclosure of contingent assets and liabilities at the date of the financial statements and the reported amounts of revenues and expenses during the reporting year. Actual results could differ from those estimates. The estimates and assumptions are reviewed on an ongoing basis. Apart from those involving estimations, management has made judgements in the process of applying the entity’s accounting policies. The areas requiring management’s most difficult, subjective or complex judgements, or areas where assumptions and estimates are significant to the financial statements, are disclosed at the end of this footnote, where applicable.

Basis of presentation

The consolidated financial statements include the financial statements made up to the end of the reporting year of the Company and all of its subsidiaries. The consolidated financial statements are the financial statements of the Group (the Parent and its subsidiaries) presented as those of a single economic entity and are prepared using uniform accounting policies for like transactions and other events in similar circumstances. All significant intragroup balances and transactions are eliminated on consolidation. Subsidiaries are consolidated from the date the reporting entity obtains control of the investee and cease when the reporting entity loses control of the investee.

NOTES TO THE FINANCIAL STATEMENTS

31 DECEMBER 2021

1. GENERAL (Cont'd)

Basis of presentation (Cont'd)

Changes in the Group's ownership interest in a subsidiary that do not result in the loss of control are accounted for within equity as transactions with owners in their capacity as owners. The carrying amounts of the Group's and non-controlling interests are adjusted to reflect the changes in their relative interests in the subsidiary. When the Group loses control of a subsidiary it derecognises the assets and liabilities and related equity components of the former subsidiary. Any gain or loss is recognised in profit or loss. Any investment retained in the former subsidiary is measured at fair value at the date when control is lost and is subsequently accounted as equity investments financial assets in accordance with the financial reporting standard on financial instruments.

The Company's separate financial statements have been prepared on the same basis, and as permitted by the Companies Act 1967, the Company's separate statement of profit or loss and other comprehensive income is not presented.

2. SIGNIFICANT ACCOUNTING POLICIES AND OTHER EXPLANATORY INFORMATION

2A. Significant accounting policies

Revenue recognition

The financial reporting standard on revenue from contracts with customers establishes a five-step model to account for revenue arising from contracts with customers. Revenue is recognised at an amount that reflects the consideration to which the entity expects to be entitled in exchange for transferring goods or services to a customer (which excludes estimates of variable consideration that are subject to constraints, such as right of return exists and modifications), net of any related sales taxes and excluding any amounts collected on behalf of third parties. An asset (goods or services) is transferred when or as the customer obtains control of that asset. As a practical expedient the effects of any significant financing component is not adjusted if the payment for the goods or services will be within one year.

Sale of goods – Revenue is recognised at a point in time when the performance obligation is satisfied by transferring a promised goods or services to the customer. Control of the goods is transferred to the customer, generally on delivery of the goods (in this respect, incoterms are considered).

Services – Revenue from service orders and term projects is recognised when the entity satisfies the performance obligation at a point in time generally when the significant acts have been completed and when transfer of control occurs or for services that are not significant transactions revenue is recognised as the services are provided.

Rental income from operating lease is recognised in profit or loss on a straight-line basis over the term of the relevant lease unless another systematic basis is representative of the time pattern of the user's benefit, even if the payments are not on that basis.

Other income

Interest income is recognised using the effective interest method. Dividend from equity instruments is recognised in profit or loss only when the entity's right to receive payment of the dividend is established; it is probable that the economic benefits associated with the dividend will flow to the entity, and the amount of the dividend can be measured reliably. This is usually ex-dividend date for quoted shares.

Government grants

Government grants are recognised at fair value when there is reasonable assurance that the conditions attaching to them will be complied with and that the grants will be received. Grants in recognition of specific expenses are recognised in profit or loss on a systematic basis over the periods necessary to match them with the related costs that they are intended to compensate.

NOTES TO THE FINANCIAL STATEMENTS

31 DECEMBER 2021

2. SIGNIFICANT ACCOUNTING POLICIES AND OTHER EXPLANATORY INFORMATION (Cont'd)

2A. Significant accounting policies (Cont'd)

Employee benefits

Contributions to a defined contribution retirement benefit plan are recorded as an expense as they fall due. The entity's legal or constructive obligation is limited to the amount that it is obligated to contribute to an independently administered fund (such as the Central Provident Fund in Singapore, a government managed defined contribution retirement benefit plan). For employee leave entitlement the expected cost of short-term employee benefits in the form of compensated absences is recognised in the case of accumulating compensated absences, when the employees render service that increases their entitlement to future compensated absences; and in the case of non-accumulating compensated absences, when the absences occur. A liability for bonuses is recognised where the entity is contractually obliged or where there is constructive obligation based on past practice.

Borrowing costs

Borrowing costs are interest and other costs incurred in connection with the borrowings. Interest expense is calculated using the effective interest rate method. Borrowing costs are recognised as an expense in the period in which they are incurred except that borrowing costs that are directly attributable to the acquisition, construction or production of a qualifying asset that necessarily take a substantial period of time to get ready for their intended use or sale are capitalised as part of the cost of that asset until substantially all the activities necessary to prepare the qualifying asset for its intended use or sale are complete.

Foreign currency transactions

The functional currency is the Singapore Dollar as it reflects the primary economic environment in which the entity operates. Transactions in foreign currencies are recorded in the functional currency at the rates ruling at the dates of the transactions. At each end of the reporting year, recorded monetary balances and balances measured at fair value that are denominated in non-functional currencies are reported at the rates ruling at the end of the reporting year and fair value measurement dates respectively. All realised and unrealised exchange adjustment gains and losses are dealt with in profit or loss except when a gain or loss on a non-monetary item is recognised in other comprehensive income, any exchange component of that gain or loss is recognised in other comprehensive income. The presentation is in the functional currency.

Income tax

The income taxes are accounted using the asset and liability method that requires the recognition of taxes payable or refundable for the current year and deferred tax liabilities and assets for the future tax consequence of events that have been recognised in the financial statements or tax returns. The measurements of current and deferred tax liabilities and assets are based on provisions of the enacted or substantially enacted tax laws; the effects of future changes in tax laws or rates are not anticipated. Tax expense (tax income) is the aggregate amount included in the determination of profit or loss for the reporting year in respect of current tax and deferred tax. Current and deferred income taxes are recognised as income or as an expense in profit or loss unless the tax relates to items that are recognised in the same or a different period outside profit or loss. For such items recognised outside profit or loss the current tax and deferred tax are recognised (a) in other comprehensive income if the tax is related to an item recognised in other comprehensive income and (b) directly in equity if the tax is related to an item recognised directly in equity. Deferred tax assets and liabilities are offset when they relate to income taxes levied by the same income tax authority. The carrying amount of deferred tax assets is reviewed at each end of the reporting year and is reduced, if necessary, by the amount of any tax benefits that, based on available evidence, are not expected to be realised. A deferred tax amount is recognised for all temporary differences, unless the deferred tax amount arises from the initial recognition of an asset or liability in a transaction which (i) is not a business combination; and (ii) at the time of the transaction, affects neither accounting profit nor taxable profit (tax loss).

NOTES TO THE FINANCIAL STATEMENTS

31 DECEMBER 2021

2. SIGNIFICANT ACCOUNTING POLICIES AND OTHER EXPLANATORY INFORMATION (Cont'd)

2A. Significant accounting policies (Cont'd)

Property, plant and equipment

Property, plant and equipment are carried at cost on initial recognition and after initial recognition at cost less any accumulated depreciation and any accumulated impairment losses. Depreciation is provided on a straight-line method to allocate the gross carrying amounts of the assets less their residual values over their estimated useful lives of each part of an item of these assets. The annual rates of depreciation are as follows:

Leasehold properties	Over the term of lease that are from 2.0% to 14.0%.
Plant and equipment	8.3% to 33.3%.

An asset is depreciated when it is available for use until it is derecognised even if during that period the item is idle. Fully depreciated assets still in use are retained in the financial statements.

The gain or loss arising from the derecognition of an item of property, plant and equipment is recognised in profit or loss. The residual value and the useful life of an asset is reviewed at least at each end of the reporting year and, if expectations differ significantly from previous estimates, the changes are accounted for as a change in an accounting estimate, and the depreciation charge for the current and future periods are adjusted.

Cost also includes acquisition cost, borrowing cost capitalised and any cost directly attributable to bringing the asset or component to the location and condition necessary for it to be capable of operating in the manner intended by management. Subsequent costs are recognised as an asset only when it is probable that future economic benefits associated with the item will flow to the entity and the cost of the item can be measured reliably. All other repairs and maintenance are charged to profit or loss when they are incurred.

Cost includes the initial estimate of the costs of dismantling and removing the item and restoring the site on which it is located, the obligation for which an entity incurs either when the item is acquired or as a consequence of having used the item during a particular period for purposes other than to produce inventories during that period. See Note 23A on non-current provisions.

Right-of-use assets

The right-of-use assets are accounted for and presented as if they were owned as property, plant and equipment. The annual rates of depreciation is over the lease term from 2.0% to 14.0%.

Leases of lessee

A lease conveys the right to use an asset (the underlying asset) for a period of time in exchange for consideration. A right-of-use asset is capitalised in the statement of financial position, measured at the present value of the unavoidable future lease payments to be made over the lease term. A liability corresponding to the capitalised right-of-use asset is also recognised, adjusted for lease prepayments, lease incentives received, initial direct costs incurred and an estimate of any future restoration, removal or dismantling costs. The right-of-use asset is depreciated over the earlier of the end of the useful life of the right-of-use asset or the end of the lease term. An interest expense is recognised on the lease liability (included in finance costs). For short-term leases of 12 months or less and leases of low-value assets (such as personal computers and small office equipment) where an accounting policy choice exists under the lease standard, the lease payments are expensed to profit or loss as incurred on a straight line basis over the remaining lease term.

NOTES TO THE FINANCIAL STATEMENTS

31 DECEMBER 2021

2. SIGNIFICANT ACCOUNTING POLICIES AND OTHER EXPLANATORY INFORMATION (Cont'd)

2A. Significant accounting policies (Cont'd)

Leases of lessor

For a lessor each lease is classified as either an operating lease or a finance lease. A lease is classified as an operating lease if it does not transfer substantially all the risks and rewards incidental to ownership of an underlying asset. Rental income from operating leases is recognised in profit or loss on a straight-line basis over the term of the relevant lease unless another systematic basis is representative of the time pattern of the user's benefit, even if the payments are not on that basis. A lease is classified as a finance lease if it transfers substantially all the risks and rewards incidental to ownership of an underlying asset and it is presented in its statement of financial position as a receivable at an amount equal to the net investment in the lease. For a finance lease the finance income is recognised over the lease term, based on a pattern reflecting a constant periodic rate of return on the lessor's net investment in the lease.

Investment property

Investment property is property (land or a building or part of a building or both) held (by the owner or by the lessee as a right-of-use asset held under a finance lease) to earn rentals or for capital appreciation or both, rather than for: (a) use in the production or supply of goods or services or for administrative purposes; or (b) sale in the ordinary course of business. It includes an investment property in the course of construction. After initial recognition at cost including transaction costs the cost model is used to measure the investment property using the treatment for property, plant and equipment, that is, at cost less any accumulated depreciation and any accumulated impairment losses. An investment property that meets the criteria to be classified as held for sale is carried at the lower of carrying amount and fair value. For disclosure purposes only, the fair values are measured periodically on a systematic basis by management.

The annual rate of depreciation for investment property is over the term of lease that is 2.2%.

Subsidiaries

A subsidiary is an entity including unincorporated and special purpose entity that is controlled by the reporting entity and the reporting entity is exposed, or has rights, to variable returns from its involvement with the investee and has the ability to affect those returns through its power over the investee. The existence and effect of substantive potential voting rights that the reporting entity has the practical ability to exercise (that is, substantive rights) are considered when assessing whether the reporting entity controls another entity.

In the reporting entity's separate financial statements, an investment in a subsidiary is accounted for at cost less any allowance for impairment in value. Impairment loss recognised in profit or loss for a subsidiary is reversed only if there has been a change in the estimates used to determine the asset's recoverable amount since the last impairment loss was recognised. The carrying value and the net book value of the investment in a subsidiary are not necessarily indicative of the amount that would be realised in a current market exchange.

Business combinations

There were no business combination during the reporting year.

Inventories

Inventories are measured at the lower of cost (weighted average method) and net realisable value. Net realisable value is the estimated selling price in the ordinary course of business less the estimated costs of completion and the estimated costs necessary to make the sale. Cost includes all costs of purchase, costs of conversion and other costs incurred in bringing the inventories to their present location and condition. In the case of manufactured inventories and work in progress, cost includes an appropriate share of overheads based on normal operating capacity.

NOTES TO THE FINANCIAL STATEMENTS

31 DECEMBER 2021

2. SIGNIFICANT ACCOUNTING POLICIES AND OTHER EXPLANATORY INFORMATION (Cont'd)

2A. Significant accounting policies (Cont'd)

Carrying amounts of non-financial assets

Irrespective of whether there is any indication of impairment, an annual impairment test is performed at about the same time every year on an intangible asset with an indefinite useful life or an intangible asset not yet available for use. The carrying amount of other non-financial assets is reviewed at each end of the reporting year for indications of impairment and where an asset is impaired, it is written down through profit or loss to its estimated recoverable amount. The impairment loss is the excess of the carrying amount over the recoverable amount and is recognised in profit or loss. The recoverable amount of an asset or a cash-generating unit is the higher of its fair value less costs of disposal and its value in use. When the fair value less costs of disposal method is used, any available recent market transactions are taken into consideration. When the value in use method is adopted, in assessing the value in use, the estimated future cash flows are discounted to their present value using a pre-tax discount rate that reflects current market assessments of the time value of money and the risks specific to the asset. For the purposes of assessing impairment, assets are grouped at the lowest levels for which there are separately identifiable cash flows (cash-generating units). At each end of the reporting year non-financial assets other than goodwill with impairment loss recognised in prior periods are assessed for possible reversal of the impairment. An impairment loss is reversed only to the extent that the asset's carrying amount does not exceed the carrying amount that would have been measured, net of depreciation or amortisation, if no impairment loss had been recognised.

Financial instruments

Recognition and derecognition of financial instruments:

A financial asset or a financial liability is recognised when, and only when, the entity becomes party to the contractual provisions of the instrument. All other financial instruments (including regular way purchases and sales of financial assets) are recognised and derecognised, as applicable, using trade date accounting or settlement date accounting. A financial asset is derecognised when the contractual rights to the cash flows from the financial asset expire or it transfers the rights to receive the contractual cash flows in a transaction in which substantially all of the risks and rewards of ownership of the financial asset are transferred or in which the entity neither transfers nor retains substantially all of the risks and rewards of ownership and it does not retain control of the financial asset. A financial liability is removed from the statement of financial position when, and only when, it is extinguished, that is, when the obligation specified in the contract is discharged or cancelled or expires. At initial recognition the financial asset or financial liability is measured at its fair value plus or minus, in the case of a financial asset or financial liability not at fair value through profit or loss, transaction costs that are directly attributable to the acquisition or issue of the financial asset or financial liability.

Classification and measurement of financial assets:

- (a) Financial asset classified as measured at amortised cost: A financial asset is measured at amortised cost if it meets both of the following conditions and is not designated as at fair value through profit or loss ("FVTPL"), that is (a) the asset is held within a business model whose objective is to hold assets to collect contractual cash flows; and (b) the contractual terms of the financial asset give rise on specified dates to cash flows that are solely payments of principal and interest on the principal amount outstanding. Typically trade and other receivables, bank and cash balances are classified in this category.

NOTES TO THE FINANCIAL STATEMENTS

31 DECEMBER 2021

2. SIGNIFICANT ACCOUNTING POLICIES AND OTHER EXPLANATORY INFORMATION (Cont'd)

2A. Significant accounting policies (Cont'd)

Financial instruments (Cont'd)

Classification and measurement of financial assets: (Cont'd)

- (b) Financial asset that is a debt asset instrument classified as measured at fair value through other comprehensive income ("FVTOCI"): As at end of the reporting year, there were no financial assets classified in this category.
- (c) Financial asset that is an equity investment measured at FVTOCI: As at end of the reporting year, there were no financial assets classified in this category.
- (d) Financial asset classified as measured at FVTPL: All other financial assets are classified as measured at FVTPL. In addition, on initial recognition, management may irrevocably designate a financial asset as measured at FVTPL if doing so eliminates or significantly reduces an accounting mismatch that would otherwise arise from measuring assets or liabilities or recognising the gains and losses on them on different bases.

Classification and measurement of financial liabilities:

Financial liabilities are classified as at FVTPL in either of the following circumstances: (a) the liabilities are managed, evaluated and reported internally on a fair value basis; or (b) the designation eliminates or significantly reduces an accounting mismatch that would otherwise arise. All other financial liabilities are carried at amortised cost using the effective interest method. Reclassification of any financial liability is not permitted.

Cash and cash equivalents

For the statement of cash flows, cash and cash equivalents includes cash and cash equivalents less cash subject to restriction and bank overdrafts payable on demand that form an integral part of cash management. Cash equivalents are short-term, highly liquid investments that are readily convertible to known amounts of cash and which are subject to an insignificant risk of changes in value. Other financial assets and financial liabilities at fair value through profit or loss are presented within the section on operating activities as part of changes in working capital in the statement of cash flows.

Derivative financial instruments

A derivative financial instrument is a financial instrument with all three of the following characteristics: (a) its value changes in response to the change in a specified interest rate, financial instrument price, commodity price, foreign exchange rate, index of prices, credit ratings or other variable, provided in the case of a non-financial variable that the variable is not specific to a party to the contract; (b) it requires no initial net investment or an initial net investment that is smaller than would be required for other types of contracts that would be expected to have a similar response to changes in market factors; and (c) it is settled at a future date. The derivatives are initially recognised at fair value at the date a derivative contract is entered into and are subsequently classified as measured at FVTPL unless the derivative is designated and effective as a hedging instrument.

Fair value measurement

The fair value is the price that would be received to sell an asset or paid to transfer a liability in an orderly transaction between market participants at the measurement date. When measuring the fair value of an asset or a liability, market observable data to the extent possible is used. If the fair value of an asset or a liability is not directly observable, an estimate is made using valuation techniques that maximise the use of relevant observable inputs and minimise the use of unobservable inputs (e.g. by use of the market comparable approach that reflects recent transaction prices for similar items, discounted cash flow analysis, or option pricing models refined to reflect the issuer's specific circumstances). Inputs used are consistent with the characteristics of the asset/liability that market participants would take into account. The entity's intention to hold an asset or to settle or otherwise fulfil a liability is not taken into account as relevant when measuring fair value.

NOTES TO THE FINANCIAL STATEMENTS

31 DECEMBER 2021

2. SIGNIFICANT ACCOUNTING POLICIES AND OTHER EXPLANATORY INFORMATION (Cont'd)

2A. Significant accounting policies (Cont'd)

Fair value measurement (Cont'd)

Fair values are categorised into different levels in a fair value hierarchy based on the degree to which the inputs to the measurement are observable and the significance of the inputs to the fair value measurement in its entirety: Level 1 fair value measurements are those derived from quoted prices (unadjusted) in active markets for identical assets or liabilities. Level 2 fair value measurements are those derived from inputs other than quoted prices included within Level 1 that are observable for the asset or liability, either directly (i.e. as prices) or indirectly (i.e. derived from prices). Level 3 fair value measurements are those derived from valuation techniques that include inputs for the asset or liability that are not based on observable market data (unobservable inputs). Transfers between levels of the fair value hierarchy are recognised at the end of the reporting period during which the change occurred.

The carrying values of current financial instruments approximate their fair values due to the short-term maturity of these instruments and the disclosures of fair value are not made when the carrying amount of current financial instruments is a reasonable approximation of the fair value. The fair values of non-current financial instruments may not be disclosed separately unless there are significant differences at the end of the reporting year and in the event the fair values are disclosed in the relevant notes to the financial statements. The recurring measurements are made at each reporting year end date.

2B. Other explanatory information

Segment reporting

The reporting entity discloses financial and descriptive information about its consolidated reportable segments. Reportable segments are operating segments or aggregations of operating segments that meet specified criteria. Operating segments are components about which separate financial information is available that is evaluated regularly by the chief operating decision maker in deciding how to allocate resources and in assessing the performance. Generally, financial information is reported on the same basis as is used internally for evaluating operating segment performance and deciding how to allocate resources to operating segments.

Provisions

A liability or provision is recognised when there is a present obligation (legal or constructive) as a result of a past event, it is probable that an outflow of resources embodying economic benefits will be required to settle the obligation and a reliable estimate can be made of the amount of the obligation. A provision is made using best estimates of the amount required in settlement and where the effect of the time value of money is material, the amount recognised is the present value of the expenditures expected to be required to settle the obligation using a pre-tax rate that reflects current market assessments of the time value of money and the risks specific to the obligation. The increase in the provision due to passage of time is recognised as interest expense. Changes in estimates are reflected in profit or loss in the reporting year they occur.

Treasury shares

Where the entity reacquires its own equity instruments as treasury shares, the consideration paid, including any directly attributable incremental cost is deducted from equity attributable to the entity's owners until the shares are cancelled, reissued or disposed of. Where such shares are subsequently sold or reissued, any consideration received, net of any directly attributable incremental transaction costs and the related income tax effects, is included in equity attributable to the entity's owners and no gain or loss is recognised in profit or loss.

NOTES TO THE FINANCIAL STATEMENTS

31 DECEMBER 2021

2. SIGNIFICANT ACCOUNTING POLICIES AND OTHER EXPLANATORY INFORMATION (Cont'd)

2C. Critical judgements, assumptions and estimation uncertainties

The critical judgements made in the process of applying the accounting policies that have the most significant effect on the amounts recognised in the financial statements and the key assumptions concerning the future, and other key sources of estimation uncertainty at the end of the reporting year, that have a significant risk of causing a material adjustment to the carrying amounts of assets and liabilities currently or within the next reporting year are discussed below. These estimates and assumptions are periodically monitored to ensure they incorporate all relevant information available at the date when financial statements are prepared. However, this does not prevent actual figures differing from estimates.

Assessment of expected credit loss allowance on trade receivables:

The assessment for expected credit losses (“ECL”) assessment requires a degree of estimation and judgement. In measuring the expected credit losses, management considers all reasonable and supportable information such as the reporting entity’s past experience at collecting receipts, any increase in the number of delayed receipts in the portfolio past the average credit period, and forward looking information such as forecasts of future economic conditions (including the impact of the Covid-19 pandemic). The carrying amounts might change materially within the next reporting year but these changes may not arise from assumptions or other sources of estimation uncertainty at the end of the reporting year. The carrying amount is disclosed in Note 19.

Assessment of allowance on inventories:

The assessment for impairment loss on inventories requires a degree of estimation and judgement. The level of the loss allowance is assessed by taking into account the recent sales experience, the ageing of inventories, other factors that affect inventory obsolescence and subsequent events. Possible changes in these estimates could result in revisions to the stated value of the inventories. The carrying amount of inventories at the end of the reporting year is disclosed in Note 18.

Estimation of useful lives of property, plant and equipment:

The estimates for the useful lives and related depreciation charges for property, plant and equipment are based on commercial and other factors which could change significantly as a result of innovations and in response to market conditions. The depreciation charge is increased where useful lives are less than previously estimated lives, or the carrying amounts written off or written down for technically obsolete items or assets that have been abandoned. It is impracticable to disclose the extent of the possible effects. It is reasonably possible, based on existing knowledge, that outcomes within the next reporting year that are different from assumptions could require a material adjustment to the carrying amount of the balances affected. The carrying amount of the specific asset or class of assets at the end of the reporting year affected by the assumption is \$15,871,000 (2020: \$17,837,000).

Provisions for dismantling and removing:

Provision is made for dismantling and removing costs, based on future estimated expenditures, discounted to present values. Where appropriate, the establishment of a provision is recorded as part of the original cost of the related property, plant and equipment. Changes in the provision arising from revised estimates or discount rates or changes in the expected timing of expenditures that relate to property, plant and equipment are recorded as adjustments to their carrying value and depreciated prospectively over their remaining estimated useful economic lives; otherwise such changes are recognised in profit or loss. The unwinding of the discount is included within the profit or loss as a financing charge. The carrying amount of provisions for dismantling and removing is disclosed in Note 23A.

NOTES TO THE FINANCIAL STATEMENTS

31 DECEMBER 2021

3. RELATED PARTY RELATIONSHIPS AND TRANSACTIONS

The financial reporting standard on related party disclosures requires the reporting entity to disclose: (a) related party, relationships, transactions and outstanding balances, including commitment; and (b) relationships between parents and subsidiaries irrespective of whether there have been transactions between those related parties. A party is related to a party if the party controls, or is controlled by, or can significantly influence or is significantly influenced by the other party.

3A. Members of a group:

<u>Name</u>	<u>Relationship</u>	<u>Country of incorporation</u>
Asia Enterprises (Private) Limited	Subsidiary	Singapore
Asia-Beni Steel Industries (Pte) Ltd	Subsidiary	Singapore

Related companies in these financial statements include the members of the Company's group of companies.

3B. Related party transactions

There are transactions and arrangements between the reporting entity and related parties and the effects of these on the basis determined between the parties are reflected in these financial statements. The related party balances and transfer of resources, services or obligations, if any, are unsecured, without fixed repayment terms and interest or charge unless stated otherwise.

Intra-group transactions and balances that have been eliminated in these consolidated financial statements are not disclosed as related party transactions and balances below.

In addition to the transactions and balances disclosed elsewhere in the notes to the financial statements, this item includes the following:

Significant related party transactions:

	Group	
	2021	2020
	\$'000	\$'000
Penta Transport Services	<u>69</u>	<u>119</u>

3C. Key management compensation

	Group	
	2021	2020
	\$'000	\$'000
Salaries and other short-term employee benefits	<u>1,174</u>	<u>1,473</u>

The above amounts are included under employee benefits expense. Included in the above amounts are the following items:

	2021	2020
	\$'000	\$'000
Remuneration of Directors of the Company	<u>396</u>	<u>631</u>
Fees to Directors of the Company	<u>182</u>	<u>180</u>

NOTES TO THE FINANCIAL STATEMENTS

31 DECEMBER 2021

3. RELATED PARTY RELATIONSHIPS AND TRANSACTIONS (Cont'd)

3C. Key management compensation (Cont'd)

Further information about the remuneration of individual Directors is provided in the report on corporate governance.

Key management personnel include the Directors and those persons having authority and responsibility for planning, directing and controlling the activities of the entity, directly or indirectly.

4. FINANCIAL INFORMATION BY OPERATING SEGMENTS

4A. Information about reportable segment profit or loss, assets and liabilities

Disclosure of information about operating segments, products and services, the geographical areas, and the major customers are made as required by the financial reporting standard on operating segments. This disclosure standard has no impact on the reported financial performance or financial position of the reporting entity.

For management purposes the Group is organised into the following major strategic operating segments that offer different products and services: (1) steel distribution, (2) provision of steel processing and (3) corporate. Such a structural organisation is determined by the nature of risks and returns associated with each business segment and it defines the management structure as well as the internal reporting system. It represents the basis on which the management reports the primary segment information that is available and that is evaluated regularly by the chief operating decision maker in deciding how to allocate resources and in assessing the performance. They are managed separately because each business requires different strategies.

The segment and the types of products and services are as follows:

- (a) Steel distribution – procuring, distributing and trading of steel products
- (b) Provision of steel processing – processing of steel materials for sale
- (c) Corporate – investment and management activities

Inter-segment sales are measured on the basis that the entity actually used to price the transfers. Internal transfer pricing policies of the reporting entity are as far as practicable based on market prices. The accounting policies of the operating segments are the same as those described in the significant accounting policies.

The management reporting system evaluates performances based on a number of factors. However the primary profitability measurement to evaluate a segment's operating results comprises two major financial indicators: (1) earnings from operations before depreciation and amortisation, interests and income taxes ("Recurring EBITDA") and (2) operating result before interests and income taxes and other unallocated items ("ORBIT").

The following tables illustrate the information about the reportable segment profit or loss, assets and liabilities.

NOTES TO THE FINANCIAL STATEMENTS

31 DECEMBER 2021

4. FINANCIAL INFORMATION BY OPERATING SEGMENTS (Cont'd)

4B. Profit or loss from continuing operations and reconciliations

Group	Steel distribution \$'000	Provision of steel processing \$'000	Corporate \$'000	Unallocated \$'000	Total \$'000
1 January 2021 to 31 December 2021					
Revenue by segment:					
Total revenue by segment	31,981	3,495	55	-	35,531
Inter-segment sales	(46)	(18)	(55)	-	(119)
Total revenue	<u>31,935</u>	<u>3,477</u>	<u>-</u>	<u>-</u>	<u>35,412</u>
Recurring EBITDA					
Depreciation	(2,339)	(392)	-	-	(2,731)
Interest income	-	-	-	505	505
Interest expense on lease liabilities	-	-	-	(282)	(282)
Unwinding of discount from provision for dismantling and removing	-	-	-	(43)	(43)
ORBIT	<u>3,833</u>	<u>173</u>	<u>(203)</u>	<u>180</u>	<u>3,983</u>
Other unallocated items					-
Profit before tax from continuing operations					<u>3,983</u>
Income tax expense					<u>(257)</u>
Profit from continuing operations					<u><u>3,726</u></u>
Other material items and reconciliations:					
Depreciation expense	<u>2,339</u>	<u>392</u>	<u>-</u>	<u>-</u>	<u>2,731</u>
Assets and reconciliation:					
Total assets for reportable segments	94,065	15,663	3,910	-	113,638
Unallocated assets	-	-	-	212	212
Total group assets	<u>94,065</u>	<u>15,663</u>	<u>3,910</u>	<u>212</u>	<u>113,850</u>
Liabilities and reconciliations:					
Total liabilities for reportable segments	11,274	5,263	237	-	16,774
Other payables	20	58	-	-	78
Income tax payable	-	-	-	257	257
Deferred tax liabilities	-	-	-	595	595
Total group liabilities	<u>11,294</u>	<u>5,321</u>	<u>237</u>	<u>852</u>	<u>17,704</u>

NOTES TO THE FINANCIAL STATEMENTS

31 DECEMBER 2021

4. FINANCIAL INFORMATION BY OPERATING SEGMENTS (Cont'd)

4B. Profit or loss from continuing operations and reconciliations (Cont'd)

Group	Steel distribution \$'000	Provision of steel processing \$'000	Corporate \$'000	Unallocated \$'000	Total \$'000
1 January 2020 to 31 December 2020					
Revenue by segment:					
Total revenue by segment	40,181	2,731	55	–	42,967
Inter-segment sales	(61)	(66)	(55)	–	(182)
Total revenue	<u>40,120</u>	<u>2,665</u>	<u>–</u>	<u>–</u>	<u>42,785</u>
Recurring EBITDA					
Depreciation	(2,409)	(415)	–	–	(2,824)
Interest income	–	–	–	751	751
Interest expense on lease liabilities	–	–	–	(296)	(296)
Unwinding of discount from provision for dismantling and removing	–	–	–	(42)	(42)
ORBIT	407	8	(328)	413	500
Other allocated items					–
Profit before tax from continuing operations					500
Income tax income					25
Profit from continuing operations					<u>525</u>
Other material items and reconciliations:					
Depreciation expense	<u>2,409</u>	<u>415</u>	<u>–</u>	<u>–</u>	<u>2,824</u>
Assets and reconciliation:					
Total assets for reportable segments	83,812	17,077	7,884	–	108,773
Unallocated assets	–	–	–	201	201
Total group assets	<u>83,812</u>	<u>17,077</u>	<u>7,884</u>	<u>201</u>	<u>108,974</u>
Liabilities and reconciliations:					
Total liabilities for reportable segments	8,615	5,000	351	–	13,966
Other payables	164	110	–	–	274
Income tax payable	–	–	–	13	13
Deferred tax liabilities	–	–	–	595	595
Total group liabilities	<u>8,779</u>	<u>5,110</u>	<u>351</u>	<u>608</u>	<u>14,848</u>

NOTES TO THE FINANCIAL STATEMENTS

31 DECEMBER 2021

4. FINANCIAL INFORMATION BY OPERATING SEGMENTS (Cont'd)

4C. Geographical information

The Group's operations are located in Singapore.

An analysis of the Group revenue by geographical area which is analysed based on the billing address of each individual customer is provided below. In addition, non-current assets analysed by the geographical area in which the assets are located are also tabled below.

The following table provides an analysis of the revenue by geographical market, irrespective of the origin of the goods and services:

	Group	
	2021 \$'000	2020 \$'000
Singapore	23,312	17,707
Indonesia	9,940	23,153
Malaysia	1,606	1,270
Other regions	554	655
Total revenue	<u>35,412</u>	<u>42,785</u>

The following table provides an analysis of the carrying amount of non-current assets analysed by the geographical area in which the assets are located:

	Group Non-current assets	
	2021 \$'000	2020 \$'000
Singapore	<u>32,813</u>	<u>33,609</u>

5. REVENUE

	Group	
	2021 \$'000	2020 \$'000
Sales of goods and related services	33,894	41,322
Service income	1,379	1,360
Rental Income	124	96
Others	15	7
Total revenue	<u>35,412</u>	<u>42,785</u>

The revenue is from sales of goods and services based on point in time and all the contracts are less than 12 months.

NOTES TO THE FINANCIAL STATEMENTS

31 DECEMBER 2021

6. OTHER INCOME AND GAINS AND (OTHER LOSSES)

	Group	
	2021 \$'000	2020 \$'000
Bad debts recovered/(written off) – trade receivables	27	(62)
Gain on disposal of property, plant and equipment	77	–
Inventory write down	(846)	–
Loss on disposal of investments in debt asset instruments at amortised cost	(6)	–
Fair value losses on investments at FVTPL	(89)	–
Dividend income	50	28
Foreign exchange adjustments gains	75	4
Interest income from financial institutions	105	383
Other interest income	400	368
Government grant ^(a)	204	718
Sundry income	28	5
Net	<u>25</u>	<u>1,444</u>
Presented in profit or loss as:		
Other income and gains	966	1,506
Other losses	(941)	(62)
Net	<u>25</u>	<u>1,444</u>

^(a) The purpose of the Job Support Scheme is to provide wage support to employers to help them retain their local employees during this period of economic uncertainty amid COVID-19 for the qualifying period.

7. FINANCE COSTS

	Group	
	2021 \$'000	2020 \$'000
Unwinding of discount from provision for dismantling and removing	43	42
Interest on lease liabilities	282	296
Interest expenses	29	–
Total finance costs	<u>354</u>	<u>338</u>

8. EMPLOYEE BENEFITS EXPENSE

	Group	
	2021 \$'000	2020 \$'000
Short-term employee benefits expense	3,038	2,872
Contributions to defined contribution plan	260	262
Other benefits	260	64
Total employee benefits expense	<u>3,558</u>	<u>3,198</u>

NOTES TO THE FINANCIAL STATEMENTS

31 DECEMBER 2021

9. INCOME TAX

9A. Components of tax expense/(income) recognised in profit or loss include:

	Group	
	2021 \$'000	2020 \$'000
Current tax expense/(income)		
Current tax expense	257	–
Over adjustments in respect of prior periods	–	(25)
Total income tax expense/(income)	<u>257</u>	<u>(25)</u>

The reconciliation of income taxes below is determined by applying the Singapore corporate tax rate where the Parent is situated. The income tax in profit or loss varied from the amount of income tax amount determined by applying the Singapore income tax rate of 17.0% (2020: 17.0%) to profit or loss before income tax as a result of the following differences:

	Group	
	2021 \$'000	2020 \$'000
Profit before tax	<u>3,983</u>	<u>500</u>
Income tax expense at the above rate	677	85
Expenses not deductible for tax purposes	446	271
Income not subject to tax	(305)	(332)
Tax exemptions and rebate	(23)	(24)
Over adjustments to tax in respect of prior periods	–	(25)
Previously unrecognised deferred tax assets utilised this year	(538)	–
Total income tax expense/(income)	<u>257</u>	<u>(25)</u>

There are no income tax consequences of dividends to owners of the Company.

9B. Deferred tax income recognised in profit or loss include:

	Group	
	2021 \$'000	2020 \$'000
Excess of book over tax depreciation on plant and equipment	(241)	(45)
Tax loss carryforwards	224	(14)
Deferred tax relating to depreciation expense on right-of-use assets and interest on lease liabilities	17	59
Total deferred income tax income recognised in profit or loss	<u>–</u>	<u>–</u>

NOTES TO THE FINANCIAL STATEMENTS

31 DECEMBER 2021

9. INCOME TAX (Cont'd)

9C. Deferred tax balance in the statement of financial position:

	Group	
	2021 \$'000	2020 \$'000
<u>Deferred tax liabilities:</u>		
Excess of net book value of plant and equipment over tax values	713	954
Total deferred tax liabilities	<u>713</u>	<u>954</u>
<u>Deferred tax assets:</u>		
Tax loss carryforwards	(115)	(339)
Deferred tax relating to depreciation expense on right-of-use assets and interest on lease liabilities	(3)	(20)
Total deferred tax assets	<u>(118)</u>	<u>(359)</u>
Net total of deferred tax liabilities	<u>595</u>	<u>595</u>

It is impracticable to estimate the amount expected to be settled or used within one year.

Group	Tax losses		Unrecognised deferred tax assets	
	2021 \$'000	2020 \$'000	2021 \$'000	2020 \$'000
<u>Unrecognised deferred tax assets:</u>				
Unused tax losses available	695	2,112	118	359
Recognised deferred tax assets	(695)	(2,112)	(118)	(359)
Unrecognised deferred tax assets	<u>-</u>	<u>-</u>	<u>-</u>	<u>-</u>

Deferred tax assets for the tax losses has been recognised to the extent of the future profit streams that are probable against which the deductible temporary difference can be utilised. The realisation of the future income tax benefits from tax loss carryforwards and temporary differences from capital allowances is available for an unlimited future period subject to the conditions imposed by law including the retention of majority shareholders as defined.

10. EARNINGS PER SHARE

The following table illustrates the numerators and denominators used to calculate basic and diluted earnings per share of no par value:

	Group	
	2021 \$'000	2020 \$'000
<u>Numerators: earnings attributable to equity:</u>		
Profit for the year	3,726	525
<u>Denominators: weighted average number of equity shares:</u>		
Basic	341,129*	341,129

* Excluding non-voting 788,600 treasury shares and subsidiary shareholdings.

NOTES TO THE FINANCIAL STATEMENTS

31 DECEMBER 2021

10. EARNINGS PER SHARE (Cont'd)

The weighted average number of ordinary shares refers to shares in issue outstanding during the reporting period.

The basic amount per share ratio is based on the weighted average number of ordinary shares outstanding during each reporting year.

There is no dilutive effect from the share options as they are anti-dilutive because their conversion to ordinary shares would increase earnings per share or decrease loss per share for continuing operations.

11. DIVIDENDS ON EQUITY SHARES

	Group and Company	
	2021	2020
	\$'000	\$'000
Final tax exempt (1-tier) dividend paid of 0.5 cents (2020: 0.5 cents) per share	<u>1,706</u>	<u>1,706</u>

In respect of the current reporting year, the Directors have proposed that a final dividend of 0.8 cents per share with a total of \$2,729,000 be paid to shareholders after the next annual general meeting. There are no income tax consequences to the Company. This dividend is subject to approval by shareholders at the next annual general meeting and has not been included as a liability in these financial statements. The proposed dividend is payable in respect of all ordinary shares in issue at the end of the reporting year and including any new qualifying shares issued up to the date the dividend becomes payable.

12. PROPERTY, PLANT AND EQUIPMENT

Group	Leasehold property \$'000	Plant and equipment \$'000	Total \$'000
<u>Cost:</u>			
At 1 January 2020	24,773	12,263	37,036
Additions	1,376	29	1,405
Disposals	–	(482)	(482)
At 31 December 2020	<u>26,149</u>	<u>11,810</u>	<u>37,959</u>
Additions	–	198	198
Disposals	(900)	(423)	(1,323)
At 31 December 2021	<u>25,249</u>	<u>11,585</u>	<u>36,834</u>
<u>Accumulated depreciation:</u>			
At 1 January 2020	8,689	9,745	18,434
Depreciation for the year	1,621	549	2,170
Disposals	–	(482)	(482)
At 31 December 2020	<u>10,310</u>	<u>9,812</u>	<u>20,122</u>
Depreciation for the year	1,605	531	2,136
Disposals	(900)	(395)	(1,295)
At 31 December 2021	<u>11,015</u>	<u>9,948</u>	<u>20,963</u>
<u>Carrying value:</u>			
At 1 January 2020	<u>16,084</u>	<u>2,518</u>	<u>18,602</u>
At 31 December 2020	<u>15,839</u>	<u>1,998</u>	<u>17,837</u>
At 31 December 2021	<u>14,234</u>	<u>1,637</u>	<u>15,871</u>

NOTES TO THE FINANCIAL STATEMENTS

31 DECEMBER 2021

12. PROPERTY, PLANT AND EQUIPMENT (Cont'd)

Allocation of the depreciation expense:

	Group	
	2021 \$'000	2020 \$'000
Cost of sales	205	226
Administrative expenses	1,931	1,944
	2,136	2,170

Certain motor vehicles at a carrying value of \$114,400 (2020: \$179,000) are held in trust by some of the Directors of the Group.

Fully depreciated plant still in use had an initial cost of \$7,327,000 (2020: \$7,528,000).

13. RIGHT-OF-USE ASSETS

Details of the right-of-use assets in the statement of financial position are as follows:

Group	Leasehold land \$'000
<u>Cost</u>	
At 1 January 2020, 31 December 2020 and 31 December 2021	10,824
<u>Accumulated depreciation:</u>	
At 1 January 2020	777
Depreciation for the year	635
At 31 December 2020	1,412
Depreciation for the year	576
At 31 December 2021	1,988
<u>Net book value</u>	
At 1 January 2020	10,047
At 31 December 2020	9,412
At 31 December 2021	8,836

Allocation of the depreciation expense:

	Group	
	2021 \$'000	2020 \$'000
Cost of sales	128	128
Administrative expenses	448	507
	576	635

NOTES TO THE FINANCIAL STATEMENTS

31 DECEMBER 2021

14. INVESTMENT PROPERTY

	Group	
	2021 \$'000	2020 \$'000
<u>At cost:</u>		
At 1 January	886	886
At 31 December	886	886
<u>Accumulated depreciation:</u>		
At 1 January	457	438
Depreciation for the year	19	19
At 31 December	476	457
<u>Net book value:</u>		
At 1 January	429	448
At 31 December	410	429
<u>Fair value for disclosure purpose only:</u>		
Fair value at end of the year	2,125	2,065
Rental and service income from investment property	124	96
Direct operation expenses arising from investment property that generated rental income during the year	(33)	(16)

The investment properties are leased out under operating leases.

The fair value of the investment property is stated on the existing use basis to reflect the actual market state and circumstances as of the end of the reporting year and not as of either a past or future date. The fair value is determined periodically on a systematic basis. The fair value was based on a valuation made by management based on reference to market evidence of transaction prices to similar properties. The fair value is regarded as Level 3, the lowest level for fair value measurement, as the valuation includes inputs for the asset that are not based on observable market data (unobservable inputs).

For fair value measurements categorised within the fair value hierarchy below, a description of the valuation techniques and the significant other observable inputs used in the fair value measurement are as follows:

Asset:	Leasehold property
Fair value and fair value hierarchy – Level:	\$2,125,000 (2020: \$2,065,000). Level 3. (2020: Level 3).
Valuation technique for recurring fair value measurements:	Comparison with market evidence of recent listing prices for similar properties.
Significant observable inputs and range (weighted average):	Price per square metre. \$10,596. (2020: \$10,298).
Relationship of unobservable inputs to fair value:	NA.
Sensitivity on management's estimates – 10% variation from estimate	Impact – lower by \$212,500; higher by \$212,500.

NOTES TO THE FINANCIAL STATEMENTS

31 DECEMBER 2021

15. INVESTMENTS IN SUBSIDIARIES

	Company	
	2021 \$'000	2020 \$'000
Unquoted shares at cost	<u>45,680</u>	<u>45,680</u>

The subsidiaries held by the Company and the Group are listed below:

Name of subsidiaries, country of incorporation, place of operations and principal activities, and independent auditors	Cost in books of Company		Effective percentage of equity held	
	2021 \$'000	2020 \$'000	2021 %	2020 %
<u>Held by the Company:</u>				
Asia Enterprises (Private) Limited ⁽¹⁾ Singapore Importing, exporting and marketing of steel products	41,130	41,130	100	100
Asia-Beni Steel Industries (Pte) Ltd ⁽¹⁾ Singapore Processing and marketing of steel products	4,550	4,550	100	100

(1) Audited by RSM Chio Lim LLP in Singapore.

16. OTHER FINANCIAL ASSETS

	Group		Company	
	2021 \$'000	2020 \$'000	2021 \$'000	2020 \$'000
Balance is made up of:				
<u>Non-current:</u>				
A. Investments in debt asset instruments at amortised cost	7,646	5,878	2,779	2,795
Total non-current portion	<u>7,646</u>	<u>5,878</u>	<u>2,779</u>	<u>2,795</u>
<u>Current:</u>				
A. Investments in debt asset instruments at amortised cost	1,254	2,013	752	1,005
B. Investment at FVTPL	4,353	911	136	143
Total current portion	<u>5,607</u>	<u>2,924</u>	<u>888</u>	<u>1,148</u>
Total at end of the year	<u>13,253</u>	<u>8,802</u>	<u>3,667</u>	<u>3,943</u>

NOTES TO THE FINANCIAL STATEMENTS

31 DECEMBER 2021

16. OTHER FINANCIAL ASSETS (Cont'd)

16A. Investments in debt asset instruments at amortised cost

	Group		Company	
	2021 \$'000	2020 \$'000	2021 \$'000	2020 \$'000
Movements during the year – at amortised cost:				
Amortised cost at beginning of the year	7,891	8,882	3,800	4,564
Additions at cost	3,865	3,351	1,282	1,023
Redemption at cost	(2,770)	(4,250)	(1,520)	(1,750)
Loss on disposal of investments	(6)	–	–	–
Deaccrual in amortised cost	(80)	(92)	(31)	(37)
Amortised cost at end of the year	8,900	7,891	3,531	3,800

Disclosures relating to investments in debt asset instruments at amortised cost

	Group			
	2021 \$'000	2021 %	2020 \$'000	2020 %
Investment in debt asset instruments:				
Quoted bonds in corporations with fixed interest of 3.65% and maturing on 22 May 2022 (effective rate 2.95%), Singapore – at amortised cost	250	3	250	3
Quoted bonds in corporations with fixed interest of 4.75% and maturing on 1 April 2026 (effective rate 2.83%), Singapore – at amortised cost	–	–	252	3
Quoted bonds in corporations with fixed interest of 4.75% and maturing on 1 April 2026 (effective rate 3.22%), Singapore – at amortised cost	–	–	252	3
Quoted bonds in corporations with fixed interest of 4.40% and maturing on 23 January 2026 (effective rate 3.10%), Singapore – at amortised cost	–	–	252	3
Quoted bonds in corporations with fixed interest of 4.30% and maturing on 19 May 2026 (effective rate 3.27%), Singapore – at amortised cost	–	–	251	3
Quoted bonds in corporations with fixed interest of 4.60% and maturing on 19 January 2026 (effective rate 2.63%), Singapore – at amortised cost	–	–	253	3
Quoted bonds in corporations with fixed interest of 4.20% and maturing on 18 September 2028 (effective rate 4.17%), Singapore – at amortised cost	250	3	250	3
Quoted bonds in corporations with fixed interest of 3.75% and maturing on 23 March 2027 (effective rate 3.22%), Singapore – at amortised cost	250	3	252	3
Quoted bonds in corporations with fixed interest of 5.625% and maturing on 6 December 2167 (effective rate 4.98%), Singapore – at amortised cost	–	–	255	3
Quoted bonds in corporations with fixed interest of 5.75% and maturing on 20 April 2166 (effective rate 4.42%), Singapore – at amortised cost	252	3	255	3
Quoted bonds in corporations with fixed interest of 6.125% and maturing on 16 October 2167 (effective rate 5.52%), Singapore – at amortised cost	254	3	255	3

NOTES TO THE FINANCIAL STATEMENTS

31 DECEMBER 2021

16. OTHER FINANCIAL ASSETS (Cont'd)

16A. Investments in debt asset instruments at amortised cost (Cont'd)

Disclosures relating to investments in debt asset instruments at amortised cost (Cont'd)

	Group			
	2021 \$'000	2021 %	2020 \$'000	2020 %
Investment in debt asset instruments: (Cont'd)				
Quoted bonds in corporations with fixed interest of 6.125% and maturing on 16 October 2167 (effective rate 5.72%), Singapore – at amortised cost	253	3	254	3
Quoted bonds in corporations with fixed interest of 5.375% and maturing on 3 October 2167 (effective rate 4.09%), Singapore – at amortised cost	259	3	264	4
Quoted bonds in corporations with fixed interest of 5.375% and maturing on 3 October 2167 (effective rate 3.84%), Singapore – at amortised cost	261	3	–	–
Quoted bonds in corporations with fixed interest of 5.375% and maturing on 3 October 2167 (effective rate 5.11%), Singapore – at amortised cost	251	3	253	3
Quoted bonds in corporations with fixed interest of 4.00% and maturing on 29 December 2049 (effective rate 2.68%), Singapore – at amortised cost	–	–	252	3
Quoted bonds in corporations with fixed interest of 4.00% and maturing on 29 December 2049 (effective rate 2.96%), Singapore – at amortised cost	–	–	508	7
Quoted bonds in corporations with fixed interest of 4.875% and maturing on 1 March 2027 (effective rate 4.18%), Singapore – at amortised cost	251	3	253	3
Quoted bonds in corporations with fixed interest of 5.875% and maturing on 28 May 2167 (effective rate 3.66%), Singapore – at amortised cost	521	5	531	7
Quoted bonds in corporations with fixed interest of 5.875% and maturing on 28 May 2167 (effective rate 3.76%), Singapore – at amortised cost	260	3	–	–
Quoted bonds in corporations with fixed interest of 5.875% and maturing on 28 May 2167 (effective rate 5.08%), Singapore – at amortised cost	507	5	511	7
Quoted bonds in corporations with fixed interest of 4.5% and maturing on 3 June 2026 (effective rate 2.54%), Singapore – at amortised cost	–	–	253	3
Quoted bonds in corporations with fixed interest of 3.98% and maturing on 12 March 2167 (effective rate 3.42%), Singapore – at amortised cost	510	5	514	7
Quoted bonds in corporations with fixed interest of 4% and maturing on 24 February 2167 (effective rate 3.46%), Singapore – at amortised cost	505	5	508	7
Quoted bonds in corporations with fixed interest of 3.0% and maturing on 17 March 2169 (effective rate 3.0%), Singapore – at amortised cost	250	3	250	3
Quoted bonds in corporations with fixed interest of 3.8% and maturing on 20 January 2028 (effective rate 2.23%), Singapore – at amortised cost	256	3	259	4
Quoted bonds in corporations with fixed interest of 3.2% and maturing on 22 January 2030 (effective rate 3.17%), Singapore – at amortised cost	502	5	–	–
Quoted bonds in corporations with fixed interest of 3.2% and maturing on 22 January 2030 (effective rate 3.38%), Singapore – at amortised cost	247	3	248	3

NOTES TO THE FINANCIAL STATEMENTS

31 DECEMBER 2021

16. OTHER FINANCIAL ASSETS (Cont'd)

16A. Investments in debt asset instruments at amortised cost (Cont'd)

Disclosures relating to investments in debt asset instruments at amortised cost (Cont'd)

	Group			
	2021 \$'000	2021 %	2020 \$'000	2020 %
Investment in debt asset instruments: (Cont'd)				
Quoted bonds in corporations with fixed interest of 3.3% and maturing on 14 October 2169 (effective rate 3.27%), Singapore – at amortised cost	251	3	–	–
Quoted bonds in corporations with fixed interest of 3.15% and maturing on 11 November 2169 (effective rate 3.15%), Singapore – at amortised cost	250	3	–	–
Quoted bonds in corporations with fixed interest of 4.25% and maturing on 29 December 2049 (effective rate 2.68%), Singapore – at amortised cost	252	3	256	3
Quoted bonds in corporations with fixed interest of 5.65% and maturing on 2 September 2169 (effective rate 5.5%), Singapore – at amortised cost	251	3	–	–
Quoted bonds in corporations with fixed interest of 3.375% and maturing on 24 February 2031 (effective rate 2.91%), Singapore – at amortised cost	259	3	–	–
Quoted bonds in corporations with fixed interest of 3.38% and maturing on 24 February 2031 (effective rate 2.92%), Singapore – at amortised cost	524	6	–	–
Quoted bonds in corporations with fixed interest of 3.75% and maturing on 23 May 2030 (effective rate 3.11%), Singapore – at amortised cost	524	6	–	–
Quoted bonds in corporations with fixed interest of 2.55% and maturing on 22 December 2169 (effective rate 2.53%), Singapore – at amortised cost	250	3	–	–
Quoted bonds in corporations with fixed interest of 3.725% and maturing on 2 May 2170 (effective rate 3.73%), Singapore – at amortised cost	250	3	–	–
Total investments in debt asset instruments at amortised cost	8,900	100	7,891	100
	Company			
	2021 \$'000	2021 %	2020 \$'000	2020 %
Investment in debt asset instruments:				
Quoted bonds in corporations with fixed interest of 3.65% and maturing on 22 May 2022 (effective rate 2.95%), Singapore – at amortised cost	250	7	250	6
Quoted bonds in corporations with fixed interest of 4.75% and maturing on 1 April 2026 (effective rate 3.22%), Singapore – at amortised cost	–	–	252	7
Quoted bonds in corporations with fixed interest of 4.40% and maturing on 23 January 2026 (effective rate 3.10%), Singapore – at amortised cost	–	–	252	7

NOTES TO THE FINANCIAL STATEMENTS

31 DECEMBER 2021

16. OTHER FINANCIAL ASSETS (Cont'd)

16A. Investments in debt asset instruments at amortised cost (Cont'd)

Disclosures relating to investments in debt asset instruments at amortised cost (Cont'd)

	Company			
	2021 \$'000	2021 %	2020 \$'000	2020 %
Investment in debt asset instruments (Cont'd):				
Quoted bonds in corporations with fixed interest of 4.30% and maturing on 19 May 2026 (effective rate 3.27%), Singapore – at amortised cost	–	–	251	6
Quoted bonds in corporations with fixed interest of 4.60% and maturing on 19 January 2026 (effective rate 2.63%), Singapore – at amortised cost	–	–	253	7
Quoted bonds in corporations with fixed interest of 4.20% and maturing on 18 September 2028 (effective rate 4.17%), Singapore – at amortised cost	250	7	250	6
Quoted bonds in corporations with fixed interest of 3.75% and maturing on 23 March 2027 (effective rate 3.22%), Singapore – at amortised cost	250	7	252	7
Quoted bonds in corporations with fixed interest of 5.625% and maturing on 6 December 2167 (effective rate 4.98%), Singapore – at amortised cost	–	–	255	7
Quoted bonds in corporations with fixed interest of 5.75% and maturing on 20 April 2166 (effective rate 4.42%), Singapore – at amortised cost	252	7	255	7
Quoted bonds in corporations with fixed interest of 6.125% and maturing on 16 October 2167 (effective rate 5.72%), Singapore – at amortised cost	253	7	254	7
Quoted bonds in corporations with fixed interest of 5.375% and maturing on 3 October 2167 (effective rate 5.11%), Singapore – at amortised cost	251	7	253	7
Quoted bonds in corporations with fixed interest of 5.875% and maturing on 28 May 2167 (effective rate 3.66%), Singapore – at amortised cost	260	8	266	7
Quoted bonds in corporations with fixed interest of 5.875% and maturing on 28 May 2167 (effective rate 3.76%), Singapore – at amortised cost	260	8	–	–
Quoted bonds in corporations with fixed interest of 3.0% and maturing on 17 March 2169 (effective rate 3.0%), Singapore – at amortised cost	250	7	250	6
Quoted bonds in corporations with fixed interest of 3.8% and maturing on 20 January 2028 (effective rate 2.23%), Singapore – at amortised cost	256	7	259	7
Quoted bonds in corporations with fixed interest of 3.2% and maturing on 22 January 2030 (effective rate 3.17%), Singapore – at amortised cost	251	7	–	–
Quoted bonds in corporations with fixed interest of 3.2% and maturing on 22 January 2030 (effective rate 3.38%), Singapore – at amortised cost	247	7	248	6
Quoted bonds in corporations with fixed interest of 3.3% and maturing on 14 October 2169 (effective rate 3.27%), Singapore – at amortised cost	251	7	–	–
Quoted bonds in corporations with fixed interest of 3.15% and maturing on 11 November 2169 (effective rate 3.15%), Singapore – at amortised cost	250	7	–	–
Total investments in debt asset instruments at amortised cost	3,531	100	3,800	100

NOTES TO THE FINANCIAL STATEMENTS

31 DECEMBER 2021

16. OTHER FINANCIAL ASSETS (Cont'd)

16A. Investments in debt asset instruments at amortised cost (Cont'd)

Disclosures relating to fair value of investments in debt asset instruments at amortised cost

The debt asset instruments measured at amortised cost is categorised under Level 2 of the fair value hierarchy. The carrying value approximate their fair values of these instruments and the disclosures of fair value are not made when the carrying amount of current financial instruments is a reasonable approximation of the fair value.

Credit rating of the debt asset instruments at amortised cost

The debt investments carried at amortised cost are subject to the expected credit loss model under the standard on financial instruments. The debt investments at amortised cost are considered to have low credit risk, and the loss allowance recognised during the reporting year is limited to 12 months expected losses. Listed bonds are regarded as of low credit risk if they have an investment grade credit rating with one or more reputable rating agencies.

Other bonds are regarded as of low credit risk if they have a low risk of default and the issuer has a strong capacity to meet its contractual cash flow obligations in the near term. The methodology applied for impairment loss depends on whether there has been a significant increase in credit risk.

16B. Investments at FVTPL

Movements in balances

	Group		Company	
	2021 \$'000	2020 \$'000	2021 \$'000	2020 \$'000
Movement during the year:				
Fair value at beginning of the year	911	911	143	143
Addition at cost	3,531	–	–	–
Fair value losses on investments at FVTPL	(89)	–	(7)	–
Fair value at end of the year	<u>4,353</u>	<u>911</u>	<u>136</u>	<u>143</u>

Disclosure relating to investments at FVTPL

	Level	Group	
		2021 \$'000	2020 \$'000
Quoted equity shares:			
Trading companies and distributors industry: Singapore	1	12	12
Debt assets investments:			
Hedge fund investments – High yield debt securities, China, US, Taiwan, North America, UK, Europe, Asia Pacific ex-Japan	2	<u>4,341</u>	<u>899</u>
		Company	
	Level	2021 \$'000	2020 \$'000
Debt assets investments:			
Hedge fund investments – High yield debt securities, China, US, Taiwan, North America, UK, Europe, Asia Pacific ex-Japan	2	<u>136</u>	<u>143</u>

For fair value measurements categorised within Level 2 of the fair value hierarchy, the carrying value approximate the fair values of these instruments and the disclosures of fair value are not made when the carrying amount of current financial instruments is a reasonable approximation of the fair value.

NOTES TO THE FINANCIAL STATEMENTS

31 DECEMBER 2021

16. OTHER FINANCIAL ASSETS (Cont'd)

16B. Investments at FVTPL (Cont'd)

Sensitivity analysis for price risk of equity shares at FVTPL

There are investments in equity shares or similar instruments. Such investments are exposed to both currency risk and market price risk arising from uncertainties about future values of the investment securities. Sensitivity analysis: The effect is as follows:

	Group	
	2021 \$'000	2020 \$'000
A hypothetical 10% decrease in the market price of quoted equity shares FVTPL would have an effect on fair value of quoted equity shares and pre-tax profit for the year by	(1)	(1)
A hypothetical 10% decrease in the market price of debt assets investments FVTPL would have an effect on fair value of debt assets investments and pre-tax profit for the year by	(434)	(90)

For similar price increases in the fair value of the above financial assets, there would be comparable impacts in the opposite direction.

17. OTHER ASSETS

	Group	
	2021 \$'000	2020 \$'000
Prepayment	–	3
Club membership at cost	300	300
Allowance for impairment	(250)	(250)
	50	53
<u>Movements in above allowance:</u>		
Balance at beginning of the year	(250)	(250)
Balance at end of the year	(250)	(250)

The carrying value of club membership is at cost. The fair value of the club membership is deemed to be not reliably measurable as the probabilities of the various estimates within the range cannot be reasonably assessed as used in estimating fair values. Consequently it is carried at cost less allowance for impairment.

The club membership is held in trust by one of the Directors of the Company.

18. INVENTORIES

	Group	
	2021 \$'000	2020 \$'000
Goods in transit	3,405	1,740
Finished goods and goods for resale	19,220	11,639
Raw material and processed steel	728	522
	23,353	13,901
The amount of inventories charged to cost of sales	22,846	34,900
The write-downs of the inventories charged to profit or loss included in other losses	846	–

There are no inventories pledged as security for liabilities.

NOTES TO THE FINANCIAL STATEMENTS

31 DECEMBER 2021

19. TRADE AND OTHER RECEIVABLES, CURRENT

	Group		Company	
	2021 \$'000	2020 \$'000	2021 \$'000	2020 \$'000
Trade receivables:				
Outside parties	8,132	8,505	-	-
Less allowance for impairment	(1,334)	(1,361)	-	-
Subsidiaries (Note 3)	-	-	76	38
Net trade receivables – subtotal	6,798	7,144	76	38
Other receivables:				
Other receivables	914	211	48	-
Deposits to secure services	86	15	-	-
Subsidiaries (Note 3) ⁽¹⁾	-	-	11,788	7,717
Dividends receivable from a subsidiary	-	-	1,000	2,150
Net other receivables – subtotal	1,000	226	12,836	9,867
Total trade and other receivables	7,798	7,370	12,912	9,905
Movement in above allowance:				
Balance at beginning of the year	(1,361)	(1,296)	-	-
Reversal/(charge) to profit or loss included in other income and gains and (other losses)	27	(62)	-	-
Used/Bad debts written off	-	(3)	-	-
Balance at end of the year	(1,334)	(1,361)	-	-

⁽¹⁾ The interest charged for the unsecured loan to subsidiary is between 0.43% to 0.45% (2020: 0.8% to 1.95%) per annum. There is no fixed term for the repayment of the loan.

The expected credit losses (“ECL”) on the trade receivables are based on the simplified approach to measuring ECL which uses a lifetime ECL allowance approach for all such assets recognised from initial recognition of these assets. These assets are grouped based on shared credit risk characteristics and the days past due for measuring the ECL including the impact of the COVID-19 pandemic. The allowance model is based on the historical observed default rates over the expected life of the trade receivables and is adjusted for forward-looking estimates. At every reporting date the historical observed default rates are updated and changes in the forward-looking estimates are analysed.

The reporting entity also has a few customers with large balances and which can be credit risk graded individually and these are recorded at inception net of expected lifetime ECL. For these large balances the credit risk is graded individually. For these large balances, at the end of the reporting year a loss allowance is recognised if there has been a significant increase in credit risk since initial recognition. For any significant increase or decrease in credit risk an adjustment is made to the loss allowance for the large balances. For the smaller balances the assets are grouped based on shared credit risk characteristics and the days past due for measuring the ECL including the impact of the COVID-19 pandemic. The allowance model is based on the historical observed default rates over the expected life of the trade receivables and is adjusted for forward-looking estimates. At every reporting date the historical observed default rates are updated and changes in the forward-looking estimates are analysed.

The ageing of all the balances is as follows:

	Group Gross Amount	
	2021 \$'000	2020 \$'000
Trade receivables:		
Current	4,679	4,239
1 to 30 days past due	1,472	405
31 to 60 days past due	405	1,494
Over 60 days past due	1,576	2,367
Total	8,132	8,505

NOTES TO THE FINANCIAL STATEMENTS

31 DECEMBER 2021

19. TRADE AND OTHER RECEIVABLES, CURRENT (Cont'd)

At the end of the reporting year a loss allowance of \$1,334,000 (2020: \$1,361,000) is recognised. The rate of expected losses on trade receivables which are over 60 days past due was 84.6% (2020: 57.5%).

The amounts are written off when there are indications that there is no reasonable expectation of recovery or the failure of a debtor to make contractual payments over an extended period. There are no collateral held as security and other credit enhancements for the trade receivables.

At each subsequent reporting date, an evaluation is made whether there is a significant change in credit risk by comparing the debtor's credit risk at initial recognition (based on the original, unmodified cash flows) with the credit risk at the reporting date (based on the modified cash flows). Adjustment to the loss allowance is made for any increase or decrease in credit risk.

As part of the process of setting customer credit limits, different credit terms are used. The average credit period generally granted to trade receivables customers is 30 to 90 days (2020: 30 to 90 days). But some customers take a longer period to settle the amount. The customers' balances are subject to the ECL assessment under the financial reporting standard on financial instruments.

Concentration of trade receivable customers as at the end of reporting year:

	Group	
	2021 \$'000	2020 \$'000
Top 1 customer	1,321	1,757
Top 2 customers	2,386	2,734
Top 3 customers	3,336	3,613

The other receivables shown above are subject to the expected credit loss ("ECL") allowance assessment under the financial reporting standard on financial instruments. The other receivables can be graded for credit risk individually. At inception they are recorded net of expected 12 month expected credit losses. At each reporting date, an evaluation is made whether there is a significant change in credit risk by comparing the debtor's credit risk at initial recognition (based on the original, unmodified cash flows) with the credit risk at the reporting date (based on the modified cash flows). Adjustment to the loss allowance is made for any increase or decrease in credit risk. At every reporting date the historical observed default rates are updated and changes in the forward-looking estimates (including the impact of the COVID-19 pandemic).

Other receivables are normally with no fixed terms and therefore there is no maturity. Related company other receivables are regarded as of low credit risk if they are guaranteed by the parent or a related party with the ability to settle the amount.

20. CASH AND CASH EQUIVALENTS

	Group		Company	
	2021 \$'000	2020 \$'000	2021 \$'000	2020 \$'000
Not restricted in use	44,279	51,170	201	3,818

The rates of interest on interest earning balances of \$44,279,000 (2020: \$51,170,000) for the Group was between 0.05% and 0.5% (2020: 0.01% and 1.95%) per annum.

NOTES TO THE FINANCIAL STATEMENTS

31 DECEMBER 2021

20. CASH AND CASH EQUIVALENTS (Cont'd)

20A. Non-cash transactions:

Included in additions to plant and equipment is an amount of \$Nil (2020: \$1,376,000) being provision for dismantling and removing cost capitalised (Note 23A).

Reconciliation of liabilities arising from financing activities:

	2020 \$'000	Cash flows \$'000	Non-cash changes \$'000	2021 \$'000
Lease liabilities	9,666	(752)	282	9,196

	2019 \$'000	Cash flows \$'000	Non-cash changes \$'000	2020 \$'000
Lease liabilities	10,181	(811)	296	9,666

21. SHARE CAPITAL

	Number of shares issued '000	Share capital \$'000	Treasury shares \$'000	Total \$'000
<u>Group and Company</u>				
Ordinary shares of no par value:				
Balance at beginning of the year				
January 2020 and end of the year				
31 December 2020 and 31 December				
2021				
	341,129 *	58,856	(138)	58,718

* Excluding non-voting 788,600 treasury shares and subsidiary shareholdings.

The ordinary shares of no par value are fully paid, carry one vote each and have no right to fixed income. The Company is not subject to any externally imposed capital requirements.

Capital management

The objectives when managing capital are: to safeguard the reporting entity's ability to continue as a going concern, so that it can continue to provide returns for owners and benefits for other stakeholders, and to provide an adequate return to owners by pricing the sales commensurately with the level of risk. The management sets the amount of capital to meet its requirements and the risk taken. There were no changes in the approach to capital management during the reporting year. The management manages the capital structure and makes adjustments to it where necessary or possible in light of changes in conditions and risk characteristics of the underlying assets.

In order to maintain or adjust the capital structure, the management may adjust the amount of dividends paid to owners, return capital to owners, issue new shares, or sell assets to reduce debt. Adjusted capital comprises all components of equity (that is, share capital and reserves).

The Company and Group have insignificant external borrowings. The debt-to-adjusted-capital ratio does not provide a meaningful indicator of the risk of borrowings.

NOTES TO THE FINANCIAL STATEMENTS

31 DECEMBER 2021

21. SHARE CAPITAL (Cont'd)

Capital management (Cont'd)

In order to maintain its listing on the Singapore Stock Exchange it has to have share capital with a free float of at least 10% of the shares. The Company met the capital requirement on its initial listing and the rules limiting treasury share purchases means it will continue to satisfy that requirement, as it did throughout the reporting year. Management receives a report from the share registrars frequently on substantial share interests showing the non-free float to ensure continuing compliance with the 10% limit throughout the reporting year.

The management does not set a target level of gearing but uses capital opportunistically to support its business and to add value for shareholders. The key discipline adopted is to widen the margin between the return on capital employed and the cost of that capital.

22. CAPITAL RESERVE

All the reserves classified on the face of the statement of financial position as retained earnings represent past accumulated earnings and are distributable as cash dividends.

The capital reserve is not available for cash dividends unless realised. The capital reserve represents transfer of reserves on redeemable preference shares by the subsidiary, Asia Enterprises (Private) Limited.

23. PROVISIONS

	Group	
	2021 \$'000	2020 \$'000
Provision, non-current:		
Provision for dismantling and removing (Note 23A)	1,461	1,418
Provision, current:		
Provision for employee benefits costs	580	168
	2,041	1,586

23A. Provision for dismantling and removing

	Group	
	2021 \$'000	2020 \$'000
Movements in above provision:		
At beginning of the year	1,418	-
Additions	-	1,376
Unwinding of discount	43	42
At end of the year	1,461	1,418

The provision is based on the present value of costs to be incurred to remove the leasehold improvements from leased property.

NOTES TO THE FINANCIAL STATEMENTS

31 DECEMBER 2021

24. LEASE LIABILITIES

	Group	
	2021 \$'000	2020 \$'000
Lease liabilities, current	484	470
Lease liabilities, non-current	8,712	9,196
	<u>9,196</u>	<u>9,666</u>

Leases for right-to-use-assets – the reporting entity has a two leases relating to the warehouse, office space and equipment. The leases from the Jurong Town Corporation are for 51 years and 60 years from 15 April 1981 and 1 January 1995 respectively. The lease liability terms are negotiated on an annual basis and are subject to an escalation clause but the amount of the increase is not to exceed a certain percentage. Other information about the leasing activities relating to the right-of-use assets are summarised as follows: the lease prohibits the lessee from selling or pledging the underlying leased asset as security unless permitted by the owner; there are variable payments linked to an index; there is no option to purchase the underlying leased asset outright at the end of the lease; there is option to extend the lease for a further term subject to approval of the owner.

The lease liabilities above do not include short-term leases of less than 12 months and leases of low-value underlying assets. Variable lease payments that do not depend on an index or a rate or based on a percentage of revenue are not included from the initial measurement of lease liabilities and right-of-use assets.

Only variable lease payments that depend on an index or a rate, or payments that vary to reflect changes in market rental rates, are included in the measurement of the lease liabilities. Such variable amounts that are unpaid at commencement date are included in the measurement of lease liabilities. Variable lease payments would also include extension options and termination options, residual value guarantees, and leases not yet commenced to which the lessee is committed. Variable lease payments that are based on revenue are recognised in profit or loss in the year in which the condition that triggers those payments occurs.

A summary of the maturity analysis of lease liabilities is disclosed in Note 28E. Total cash outflows from leases are shown in the statement of cash flows. The related right-of-use assets are disclosed in Note 13.

Subsequent to initial measurement, the liabilities will be reduced for payments made and increased for interest. It is re-measured to reflect any reassessment or modification, or if there are changes in in-substance fixed payments. When the lease liabilities are re-measured, the corresponding adjustments are reflected in the right-of-use asset, or profit and loss if the right-of-use asset is already reduced to zero.

Other disclosure on leases:

Apart from the disclosure made in other notes to the financial statements, amounts relating to leases include the following:

	Group	
	2021 \$'000	2020 \$'000
COVID-19 related concession ^(a)	–	214

^(a) The practical expedient was applied for reflecting the adjustment in profit or loss rather than as a lease modification as permitted by the amendment to financial reporting standard on leases relating to COVID-19 related rent concessions. The reduction in lease payments affects only payments originally due on or before 30 June 2022.

NOTES TO THE FINANCIAL STATEMENTS

31 DECEMBER 2021

25. TRADE AND OTHER PAYABLES, CURRENT

	Group		Company	
	2021 \$'000	2020 \$'000	2021 \$'000	2020 \$'000
Trade payables:				
Outside parties	4,591	2,595	-	240
Related parties (Note 3)	69	119	-	110
Trade payables – subtotal	4,660	2,714	-	350
Other payables:				
Advance from customers	127	141	-	-
Outside parties and accrued liabilities	828	133	237	27
Other payables – subtotal	955	274	237	27
Total trade and other payables	5,615	2,988	237	377

26. FORWARD CURRENCY EXCHANGE CONTRACTS

These include the gross amount of all notional values for contracts that have not yet been settled or cancelled. The amount of notional value outstanding is not necessarily a measure or indication of market risk, as the exposure of certain contracts may be offset by that of other contracts.

Group	Principal US\$'000	Reference currency	Maturity	Fair value (loss)/gain S\$'000
2021:				
Forward currency contracts:				
			30 December 2021 to 3 January 2022	
Sell Singapore Dollar for United States Dollar	1,000	US\$		– (a)
2020:				
Forward currency contracts:				
			3 March 2021 to 10 June 2021	
Sell Singapore Dollar for United States Dollar	5,000	US\$		– (a)

(a) Amount is immaterial.

Currency derivatives are utilised to hedge significant future transactions and cash flows. The entity is party to a variety of foreign currency forward contracts and options in the management of its exchange rate exposures. The instruments purchased are primarily denominated in the currencies of the entity's principal markets. As a matter of principle, the entity does not enter into derivative contracts for speculative purposes.

The fair value (Level 2) of forward currency contracts is based on the current value of the difference between the contractual exchange rate and the market rate at the end of the reporting year. The valuation technique uses market observable inputs.

NOTES TO THE FINANCIAL STATEMENTS

31 DECEMBER 2021

27. ITEMS IN PROFIT OR LOSS

In addition to the other gains and other losses disclosed elsewhere in the notes to the financial statements, this item includes the following expenses:

	Group	
	2021 \$'000	2020 \$'000
Audit fees to the independent auditor of the Company	80	78
Other fees to the independent auditor of the Company	15	10
	95	88

28. FINANCIAL INSTRUMENTS: INFORMATION ON FINANCIAL RISKS

28A. Categories of financial assets and liabilities

The following table categorises the carrying amount of financial assets and liabilities recorded at the end of the reporting year:

	Group		Company	
	2021 \$'000	2020 \$'000	2021 \$'000	2020 \$'000
<u>Financial assets:</u>				
Financial assets at amortised cost	60,977	66,431	16,644	17,523
Financial assets at fair value through profit or loss	4,353	911	136	143
At end of the year	65,330	67,342	16,780	17,666
<u>Financial liabilities:</u>				
Financial liabilities measured at amortised cost	14,811	12,654	237	377

Further quantitative disclosures are included throughout these financial statements.

28B. Financial risk management

The main purpose for holding or issuing financial instruments is to raise and manage the finances for the entity's operating, investing and financing activities. There are exposures to the financial risks on the financial instruments such as credit risk, liquidity risk and market risk comprising interest rate risk, currency risk and price risk exposures. Management has certain practices for the management of financial risks. The guidelines set up the short and long-term objectives and action to be taken in order to manage the financial risks. The guidelines include the following:

- (a) Minimise interest rate, currency, credit and market risks for all kinds of transactions.
- (b) Maximise the use of "natural hedge", favouring as much as possible the natural off-setting of sales, costs, payables and receivables denominated in the same currency and therefore put in place hedging strategies only for the excess balance. The same strategy is pursued with regard to interest rate risk.
- (c) All financial risk management activities are carried out and monitored by senior management.
- (d) All financial risk management activities are carried out following acceptable market practices.
- (e) Where appropriate, consideration is given to entering into derivatives or any other similar instruments solely for hedging purposes.

There have been no changes to the exposure to risk, the objectives, policies and process for managing risks and the methods used to measure risks.

NOTES TO THE FINANCIAL STATEMENTS

31 DECEMBER 2021

28. FINANCIAL INSTRUMENTS: INFORMATION ON FINANCIAL RISKS (Cont'd)

28C. Fair values of financial instruments

The analyses of financial instruments that are measured subsequent to initial recognition at fair value, grouped into Levels 1 to 3 are disclosed in the relevant notes to the financial statements. These include the significant financial instruments stated at amortised cost and at fair value in the statement of financial position. The carrying values of current financial instruments approximate their fair values due to the short-term maturity of these instruments and the disclosures of fair value are not made when the carrying amount of current financial instruments is a reasonable approximation of the fair value.

28D. Credit risk on financial assets

Financial assets that are potentially subject to concentrations of credit risk and failures by counterparties to discharge their obligations in full or in a timely manner. These arise principally from cash balances with banks, cash equivalents, receivables and other financial assets. The maximum exposure to credit risk is the total of the fair value of the financial assets at the end of the reporting year. Credit risk on cash balances with banks and any other financial instruments is limited because the counter-parties are entities with acceptable credit ratings. For expected credit loss ("ECL") on financial assets, the general approach (three-stage approach) in the financial reporting standard on financial instruments is applied to measure the impairment allowance. Under this general approach the financial assets move through the three stages as their credit quality changes. On initial recognition, a day-1 loss is recorded equal to the 12 month ECL unless the assets are considered credit impaired. However, the simplified approach (that is, to measure the loss allowance at an amount equal to lifetime ECL at initial recognition and throughout its life) permitted by the financial reporting standards on financial instruments is applied for financial assets that do not have a significant financing component, such as trade receivables and other current financial assets.

For credit risk on the current financial assets an ongoing credit evaluation is performed on the financial condition of the debtors and an impairment loss is recognised in profit or loss. Reviews and assessments of credit exposures in excess of designated limits are made. Renewals and reviews of credits limits are subject to the same review process.

Cash and cash equivalents are also subject to the impairment requirements of the standard on financial instruments. There was no identified impairment loss.

28E. Liquidity risk – financial liabilities maturity analysis

The liquidity risk refers to the difficulty in meeting obligations associated with financial liabilities that are settled by delivering cash or another financial asset. It is expected that all the liabilities will be settled at their contractual maturity. The average credit period taken to settle trade payables is about 30 days (2020: 30 days). The other payables are with short-term durations. The classification of the financial assets is shown in the statement of financial position as they may be available to meet liquidity needs and no further analysis is deemed necessary.

The following table analyses the non-derivative financial liabilities by remaining contractual maturity (contractual undiscounted cash flows):

Group	Less than 1 year \$'000	1-5 years \$'000	Total \$'000
2021:			
<u>Non-derivative financial liabilities:</u>			
Gross lease liabilities	752	11,728	12,480
Trade and other payables	5,615	-	5,615
At end of the year	<u>6,367</u>	<u>11,728</u>	<u>18,095</u>

NOTES TO THE FINANCIAL STATEMENTS

31 DECEMBER 2021

28. FINANCIAL INSTRUMENTS: INFORMATION ON FINANCIAL RISKS (Cont'd)

28E. Liquidity risk – financial liabilities maturity analysis (Cont'd)

Group	Less than 1 year \$'000	1-5 years \$'000	Total \$'000
2020:			
<u>Non-derivative financial liabilities:</u>			
Gross lease liabilities	752	12,479	13,231
Trade and other payables	2,988	–	2,988
At end of the year	<u>3,740</u>	<u>12,479</u>	<u>16,219</u>

The above amounts disclosed in the maturity analysis are the contractual undiscounted cash flows and such undiscounted cash flows differ from the amount included in the statement of financial position. When the counterparty has a choice of when an amount is paid, the liability is included on the basis of the earliest date on which it can be required to pay.

	Group	
	2021 \$'000	2020 \$'000
<u>Bank facilities:</u>		
Undrawn borrowing facilities	45,498	58,708
Banker's guarantee	–	8

The undrawn borrowing facilities are available for operating activities and to settle other commitments. Borrowing facilities are maintained to ensure funds are available for the operations. A schedule showing the maturity of financial liabilities and unused bank facilities is provided regularly to management to assist in monitoring the liquidity risk.

The above banking facilities are covered by negative pledges on the Group's assets.

28F. Interest rate risk

Interest rate risk arises on interest-bearing financial instruments recognised in the statement of financial position and on some financial instruments not recognised in the statement of financial position. The following table analyses the breakdown of the significant financial instruments by type of interest rate:

	Group		Company	
	2021 \$'000	2020 \$'000	2021 \$'000	2020 \$'000
<u>Financial liabilities with interest:</u>				
Fixed rate	9,196	9,666	–	–
Total at end of the year	<u>9,196</u>	<u>9,666</u>	<u>–</u>	<u>–</u>
<u>Financial assets with interest:</u>				
Floating rate	44,279	51,170	201	3,818
Fixed rate	8,900	7,891	3,531	3,800
Total at end of the year	<u>53,179</u>	<u>59,061</u>	<u>3,732</u>	<u>7,618</u>

The floating rate debt instruments are with interest rates that are re-set at regular intervals. The interest rates are disclosed in the respective notes.

The analysis has been performed for floating interest rate over a year for financial instruments. The impact of a change in interest rates on floating interest rate financial instruments has been assessed in terms of changing of their cash flows and therefore in terms of the impact on profit or loss. The hypothetical changes in basis points are not based on observable market data.

NOTES TO THE FINANCIAL STATEMENTS

31 DECEMBER 2021

28. FINANCIAL INSTRUMENTS: INFORMATION ON FINANCIAL RISKS (Cont'd)

28F. Interest rate risk (Cont'd)

Sensitivity analysis:

	Group		Company	
	2021 \$'000	2020 \$'000	2021 \$'000	2020 \$'000
Financial assets:				
A hypothetical increase in interest rates by 100 basis points with all other variables held constant, would have an increase in pre-tax profit for the year by	443	512	2	38

28G. Foreign currency risk

Foreign exchange risk arises on financial instruments that are denominated in a foreign currency, i.e. in a currency other than the functional currency in which they are measured. For the purpose of this financial reporting standard on financial instruments disclosures, currency risk does not arise from financial instruments that are non-monetary items or from financial instruments denominated in the functional currency.

Analysis of amounts denominated in non-functional currency:

	Group	
	2021 US\$'000	2020 US\$'000
Financial assets:		
Cash and cash equivalents	9,744	3,277
Trade and other receivables	341	89
Total financial assets	10,085	3,366
Financial liabilities:		
Trade and other payables	(3,272)	(1,298)
Total financial liabilities	(3,272)	(1,298)
Net financial assets at end of the year	6,813	2,068

There are no balances denominated in non-functional currency at the Company level.

There is exposure to foreign currency risk as part of its normal business.

Sensitivity analysis:

	Group	
	2021 \$'000	2020 \$'000
A hypothetical 10% strengthening in the exchange rate of the functional currency \$ against the US\$ with all other variables held constant would have an adverse effect on pre-tax profit/(loss) of	(681)	(207)

The above table shows sensitivity to the hypothetical percentage variations in the functional currency against the relevant non-functional foreign currencies. The sensitivity rate used is the reasonably possible change in foreign currency exchange rates. For similar rate weakening of the functional currency against the relevant foreign currencies above, there would be comparable impacts in the opposite direction.

NOTES TO THE FINANCIAL STATEMENTS

31 DECEMBER 2021

28. FINANCIAL INSTRUMENTS: INFORMATION ON FINANCIAL RISKS (Cont'd)

28G. Foreign currency risk (Cont'd)

In management's opinion, the above sensitivity analysis is unrepresentative of the foreign currency risks as the historical exposure does not reflect the exposure in future.

The hypothetical changes in exchange rates are not based on observable market data (unobservable inputs). The sensitivity analysis is disclosed for each non-functional currency to which the entity has significant exposure at end of the reporting year. The analysis above has been carried out on the basis that there are no hedged transactions.

29. CHANGES AND ADOPTION OF FINANCIAL REPORTING STANDARDS

For the current reporting year new or revised financial reporting standards were issued by the Singapore Accounting Standards Council. Those applicable to the reporting entity are listed below. These applicable new or revised standards did not require any significant modification of the measurement methods or the presentation in the financial statements.

SFRS (I) No.	Title
SFRS (I) 1-39; 7 and 9	Amendments to Interest Rate Benchmark Reform The Conceptual Framework for Financial Reporting
SFRS (I) 16	Amendments to COVID-19 Related Rent Concession (The 2021 amendment extends the limit from 30 June 2021 to 30 June 2022)

30. NEW OR AMENDED STANDARDS IN ISSUE BUT NOT YET EFFECTIVE

For the future reporting years certain new or revised financial reporting standards were issued by the Singapore Accounting Standards Council and these will only be effective for future reporting years. Those applicable to the reporting entity for future reporting years are listed below. The transfer to the applicable new or revised standards from the effective dates is not expected to result in any significant modification of the measurement methods or the presentation in the financial statements for the following year from the known or reasonably estimable information relevant to assessing the possible impact that application of the new or revised standards may have on the entity's financial statements in the period of initial application.

FRS (I) No.	Title	Effective date for periods beginning on or after
SFRS (I) 1-1	Presentation of Financial Statements – amendment relating to Classification of Liabilities as Current or Non-current	1 January 2023
SFRS (I) 1-8	Amendments to Definition of Accounting Estimates	1 January 2023
SFRS (I) 1-12	Amendments to Deferred Tax related to Assets and Liabilities arising from a Single Transaction	1 January 2023
SFRS (I) 1	First-time Adoption of International Financial Reporting Standards – Subsidiary as a first-time adopter (Annual Improvement Project)	1 January 2022
SFRS (I) 1-16	Amendments to Property, Plant and Equipment: Proceeds before Intended Use	1 January 2022
SFRS (I) 3	Amendments to Definition of a Business – Reference to the Conceptual Framework	1 January 2022
SFRS (I) 9	Financial Instruments – Fees in the “10 per cent” test for derecognition of financial liabilities (Annual Improvement Project)	1 January 2022
SFRS (I) 16	Amendments to COVID-19-Related Rent Concessions beyond 30 June 2021	30 June 2021
Various	Amendments to SFRS(I) 1-2 and SFRS (I) Practice Statement 2: Disclosure of Accounting Policies	1 January 2023
Various	Annual Improvements to SFRS(I)s 2018-2020	1 January 2022

STATISTICS OF SHAREHOLDINGS

AS AT 9 MARCH 2022

SHAREHOLDERS' INFORMATION

Class of equity securities	Number of equity securities	Voting rights
Ordinary shares	341,128,887*	On a poll: one vote for each ordinary share*
Treasury shares	788,600	Nil

* Excluding non-voting 788,600 treasury shares and subsidiary shareholdings

Percentage of treasury shares and subsidiary shareholdings against total number of issued shares (excluding treasury shares and subsidiary shareholdings): 0.23%

DISTRIBUTION OF SHAREHOLDINGS

Size of shareholdings	Number of shareholders	%	Number of shares	%
1 – 99	28	1.86	1,416	0.00
100 – 1,000	71	4.73	37,215	0.01
1,001 – 10,000	457	30.43	2,161,833	0.63
10,001 – 1,000,000	917	61.05	64,979,923	19.05
1,000,001 and above	29	1.93	273,948,500	80.31
	1,502	100.00	341,128,887	100.00

TWENTY LARGEST SHAREHOLDERS

No.	Name of shareholders	Number of shares	%
1.	Shenton Investment Pte Ltd	127,377,350	37.34
2.	Harmaidy	36,872,025	10.81
3.	Minh-Chieh Investments Pte Ltd	16,498,908	4.84
4.	Koh Siew Leng	14,346,067	4.21
5.	DBS Nominees (Private) Limited	10,187,100	2.99
6.	Tan Wai See	8,920,000	2.61
7.	DB Nominees (Singapore) Pte Ltd	7,318,800	2.15
8.	Phillip Securities Pte Ltd	7,053,552	2.07
9.	HSBC (Singapore) Nominees Pte Ltd	4,661,250	1.37
10.	Yeo Seng Chong	3,950,000	1.16
11.	Lee Choon Bok	3,816,216	1.12
12.	Yap Hwee Hong	3,150,616	0.92
13.	Lew Wing Kit	2,729,600	0.80
14.	Koh Siak Lin, Victor	2,584,408	0.76
15.	Ang Hao Yao (Hong Haoyao)	2,147,050	0.63
16.	Chua Leong Hai @Chua Leang Hai	2,080,000	0.61
17.	Tan Pei Hong Alex (Chen Peifeng)	2,068,900	0.61
18.	Estate of Yeo Eng Hock, Deceased	2,020,708	0.59
19.	Ho Juat Keng	1,830,000	0.54
20.	Raffles Nominees (Pte.) Limited	1,790,700	0.52
	Total	261,403,250	76.65

STATISTICS OF SHAREHOLDINGS

AS AT 9 MARCH 2022

PERCENTAGE OF SHAREHOLDING IN PUBLIC HANDS

Based on the information provided to the Company as at 9 March 2022, approximately 50.45% of the issued ordinary shares of the Company are held by the public. Accordingly, the Company has complied with Rule 723 of the SGX-ST Listing Manual.

LIST OF SUBSTANTIAL SHAREHOLDERS

(As recorded in the Register of Substantial Shareholders as at 9 March 2022)

<u>Name of substantial shareholder</u>	<u>No. of shares (Direct interest)</u>	<u>No. of shares (Deemed interest)</u>	<u>Total</u>	<u>%</u>
Shenton Investment Pte Ltd	127,377,350	–	127,377,350	37.34
Lee Choon Bok	3,816,216	127,377,350 ¹	131,193,566	38.46
Lee Yih Chyi, Yvonne (a director)	70,000	131,193,566 ²	131,263,566	38.48
Harmaidy	36,872,025	–	36,872,025	10.81
Lee Yih Hwan (a director)	660,000	131,193,566 ²	131,853,566	38.65

Notes:

- Deemed interest arises from shares held by Shenton Investment Pte Ltd.
- Deemed interest arises from 127,377,350 shares held by Shenton Investment Pte Ltd and 3,816,216 shares held by Lee Choon Bok.

NOTICE OF ANNUAL GENERAL MEETING

NOTICE IS HEREBY GIVEN that the Annual General Meeting (“AGM”) of Asia Enterprises Holding Limited (the “Company”) will be held by way of electronic means, on Thursday, 21 April 2022 at 2.30 p.m. for the purposes of considering and, if thought fit, passing with or without modifications, the resolutions as set out below:

AS ORDINARY BUSINESS

1. To receive and adopt the Directors’ Statement and the Audited Financial Statements of the Company and the Group for the financial year ended 31 December 2021 together with the Auditors’ Report thereon. **(Resolution 1)**
2. To declare a first and final tax exempt (one-tier) dividend of 0.8 cents per ordinary share for the financial year ended 31 December 2021 (2020: 0.5 cents per ordinary share). **(Resolution 2)**
3. To re-elect Lee Yih Chyi (“Ms Lee”) a Director who is retiring pursuant to Regulation 104 of the Constitution of the Company. **(Resolution 3)**

[See Explanatory Note (i)]
4. To re-elect Koh Wee Kiang (“Mr Koh”), a Director who is retiring pursuant to Regulation 104 of the Constitution of the Company. **(Resolution 4)**

[See Explanatory Note (ii)]
5. To approve the payment of Directors’ fees of \$186,000 for the financial year ended 31 December 2021 (2020: \$183,750). **(Resolution 5)**
6. To re-appoint RSM Chio Lim LLP as the Auditors of the Company and to authorise the Directors of the Company to fix their remuneration. **(Resolution 6)**
7. To transact any other ordinary business which may properly be transacted at an Annual General Meeting.

AS SPECIAL BUSINESS

To consider and if thought fit, to pass the following resolution as Ordinary Resolution, with or without any modifications:

8. **Authority to issue shares in the capital of the Company pursuant to Section 161 of the Companies Act, 1967 and Rule 806 of the Listing Manual of the Singapore Exchange Securities Trading Limited (“SGX-ST Listing Manual”)**

That pursuant to Section 161 of the Companies Act, 1967 and Rule 806 of the SGX-ST Listing Manual, the Directors of the Company be authorised and empowered to:

- (a) (i) issue shares in the Company (“shares”) whether by way of rights issue, bonus issue or otherwise; and/or
- (ii) make or grant offers, agreements or options (collectively, “Instruments”) that might or would require shares to be issued, including but not limited to the creation and issue of (as well as adjustments to) options, warrants, debentures or other instruments convertible into shares,

at any time and upon such terms and conditions and for such purposes and to such persons as the Directors of the Company may in their absolute discretion deem fit; and

- (b) (notwithstanding the authority conferred by this Resolution may have ceased to be in force) issue shares in pursuance of any Instrument made or granted by the Directors of the Company while this Resolution was in force,

(the “**Share Issue Mandate**”)

NOTICE OF ANNUAL GENERAL MEETING

provided that:

- (1) the aggregate number of shares (including shares to be issued in pursuance of the Instruments, made or granted pursuant to this Resolution) and Instruments to be issued pursuant to this Resolution shall not exceed 50% of the total number of issued shares (excluding treasury shares and subsidiary holdings) in the capital of the Company (as calculated in accordance with sub-paragraph (2) below), of which the aggregate number of shares and Instruments to be issued other than on a *pro rata* basis to existing shareholders of the Company shall not exceed 20% of the total number of issued shares (excluding treasury shares and subsidiary holdings) in the capital of the Company (as calculated in accordance with sub-paragraph (2) below);
- (2) (subject to such calculation as may be prescribed by the SGX-ST) for the purpose of determining the aggregate number of shares and Instruments that may be issued under sub-paragraph (1) above, the total number of issued shares and Instruments shall be based on the number of issued shares (excluding treasury shares and subsidiary holdings) in the capital of the Company at the time of the passing of this Resolution, after adjusting for:
 - (a) new shares arising from the conversion or exercise of convertible securities;
 - (b) new shares arising from exercising share options or vesting of share awards, provided the options or awards were granted in compliance with Part VIII of Chapter 8 of SGX-ST Listing Rules; and
 - (c) any subsequent bonus issue, consolidation or subdivision of shares;

adjustment in accordance with (2)(a) and (2)(b) are only to be made in respect of new shares arising from convertible securities, share options or share awards which were issued and outstanding or subsisting at the time of passing of this Resolution;
- (3) in exercising the Share Issue Mandate conferred by this Resolution, the Company shall comply with the provisions of the SGX-ST Listing Manual for the time being in force (unless such compliance has been waived by the SGX-ST) and the Constitution of the Company; and
- (4) unless revoked or varied by the Company in a general meeting, the Share Issue Mandate shall continue in force (i) until the conclusion of the next Annual General Meeting of the Company or the date by which the next Annual General Meeting of the Company is required by law to be held, whichever is earlier or (ii) in the case of shares to be issued in pursuance of the Instruments, made or granted pursuant to this Resolution, until the issuance of such shares in accordance with the terms of the Instruments.

(Resolution 7)

[See Explanatory Note (iii)]

By Order of the Board

Siau Kuei Lian
Company Secretary
Singapore, 6 April 2022

NOTICE OF ANNUAL GENERAL MEETING

Explanatory Notes:

- (i) Lee Yih Chyi will upon re-election as a Director of the Company remain as Managing Director of the Company. Please refer to Corporate Governance Report on pages 14 to 15 of the Annual Report for the detailed information required pursuant to Rule 720(6) of the SGX-ST Listing Manual.
- (ii) Koh Wee Kiang will upon re-election as a Director of the Company remain as Independent Director, Chairman of the Nominating Committee, and a member of the Audit Committee and Remuneration Committee. Koh Wee Kiang will be considered independent pursuant to Rule 704(8) of the SGX-ST Listing Manual. Please refer to Corporate Governance Report on pages 14 to 15 of the Annual Report for the detailed information required pursuant to Rule 720(6) of the SGX-ST Listing Manual.
- (iii) Ordinary Resolution 7, if passed, will empower the Directors of the Company from the date of this Annual General Meeting until the date of the next Annual General Meeting of the Company, or the date by which the next Annual General Meeting of the Company is required by law to be held or such authority as varied or revoked by the Company in a general meeting, whichever is the earlier, to issue shares, make or grant instruments convertible into shares and to issue shares pursuant to such instruments, up to a number not exceeding, in total, 50% of the total number of issued shares (excluding treasury shares and subsidiary holdings) in the capital of the Company, of which up to 20% may be issued other than on a *pro rata* basis to existing shareholders of the Company.

For determining the aggregate number of shares that may be issued, the percentage of issued shares in the capital of the Company will be calculated based on the total number of issued shares (excluding treasury shares and subsidiary holdings) in the capital of the Company at the time this Ordinary Resolution is passed after adjusting for new shares arising from the conversion or exercise of the Instruments or any convertible securities, the exercise of share options or the vesting of share awards outstanding or subsisting at the time when this Ordinary Resolution is passed and any subsequent consolidation or subdivision of shares.

Notes:

1. Pursuant to the COVID-19 (Temporary Measures) Act 2020 (Alternative Arrangements for Meetings for Companies, Variable Capital Companies, Business Trusts, Unit Trusts and Debenture Holders) Order 2020, the Company has the option to hold a virtual meeting, even where the Company is permitted under safe distancing regulations to hold a physical meeting. Due to the current COVID-19 situation and the Company's efforts to keep physical interactions and COVID-19 transmission risks to a minimum, the Annual General Meeting of the Company will be held by way of electronic means.
2. The Annual Report, Notice of Annual General Meeting and Proxy Form will be published on the Company's website at the URL <http://www.asiaenterprises.com.sg> and will also be made available on SGXNet at the URL <http://www.sgx.com/securities/company-announcements>. There will be no despatch of Annual Report, Notice of Annual General Meeting and Proxy Form to members.
3. Members (including a Relevant Intermediary*) will not be able to attend the Annual General Meeting in person. Members may:
 - (a) pre-register to participate at the Annual General Meeting by watching and/or listening to the proceedings via "live" audio-visual webcast or "live" audio-only stream ("Live Webcast");
 - (b) submitting, in advance of the Annual General Meeting, questions related to the resolutions which will be tabled for approval at the Meeting at URL: <http://AEH2022.avaleasemgdwebinar.com>; and/or
 - (c) appointing the Chairman of the Meeting as proxy to attend, speak and vote on their behalf at the Annual General Meeting.
4. The Company will respond to substantial and relevant questions received from members on the Company's website at URL <http://www.asiaenterprises.com.sg> and on SGXNet at URL <http://www.sgx.com/securities/company-announcements> by 17 April 2022.
5. A member of the Company (including a Relevant Intermediary*) entitled to vote at the Annual General Meeting of the Company must appoint the Chairman of the Meeting to act as proxy and direct the vote at the Annual General Meeting.
6. An investor who holds shares under the Central Provident Fund Investment Scheme ("CPF Investor") and/or Supplementary Retirement Scheme ("SRS Investor") (as may be applicable) and who wishes to appoint the Chairman of the Meeting as proxy should approach their respective CPF Agent Banks and/or SRS Operators to submit their votes at least seven (7) working days before the Annual General Meeting.
7. The instrument appointing the Chairman of the Meeting as proxy must be under the hand of the appointor or of his attorney duly authorised in writing. Where the instrument appointing the Chairman of the Meeting is executed by a corporation, it must be executed either under its common seal or under the hand of an attorney or duly authorised officer. Where the instrument appointing the Chairman of the Meeting as proxy is executed by an attorney on behalf of the appointor, the letter or power of attorney or a duly certified copy thereof must be lodged with the instrument, failing which the instrument may be treated as invalid.

NOTICE OF ANNUAL GENERAL MEETING

8. The instrument appointing the Chairman of the Meeting as proxy must: (i) if sent by hand or by post, be deposited at the registered office of the Company, at 3 Pioneer Sector Walk Singapore 627897; or (ii) if submitted electronically via email, be received by the Company at proxy2022@asiaenterprises.com.sg and in either case, by no later than 48 hours before the time appointed for the Annual General Meeting, and in default the instrument of proxy shall not be treated as valid.

In view of the current COVID-19 situation and the related safe distancing measures, members are strongly encouraged to submit completed proxy forms electronically by email to the Company at proxy2022@asiaenterprises.com.sg.

9. The Annual Report for FY2021 may be accessed on the Company's website at the URL <http://www.asiaenterprises.com.sg> and is also available on the SGXNet at the URL <http://www.sgx.com/securities/company-announcements>.

* A Relevant Intermediary is:

- a banking corporation licensed under the Banking Act 1970 or a wholly-owned subsidiary of such a banking corporation, whose business includes the provision of nominee services and who holds shares in that capacity; or
- a person holding a capital markets services licence to provide custodial services for securities under the Securities and Futures Act 2001 and who holds shares in that capacity; or
- the Central Provident Fund Board established by the Central Provident Fund Act 1953, in respect of shares purchased under the subsidiary legislation made under that Act providing for the making of investments from the contributions and interest standing to the credit of members of the Central Provident Fund, if the Board holds those shares in the capacity of an intermediary pursuant to or in accordance with that subsidiary legislation.

Important notes to members:

- A. The key dates which members should take note of are set out in the table below:

Key dates	Actions
From 6 April 2022	Members may pre-register to attend the Live Webcast of the proceedings of the Annual General Meeting and/or submit any questions relating to the resolutions which will be tabled for approval at the Meeting at URL http://AEH2022.avaleasemgdwebinar.com Corporate members must submit the Corporate Representative Certificate to the Company at proxy2022@asiaenterprises.com.sg
By 5.00 p.m. on 12 April 2022	Deadline for CPF or SRS Investors who wish to appoint the Chairman of the Meeting as proxy to approach their respective CPF Agent Banks or SRS Operators to submit their votes.
By 2.30 p.m. on 13 April 2022	Deadline for members to submit questions relating to the resolutions which will be tabled for approval at the Meeting.
By 2.30 p.m. on 17 April 2022	The Company to address and publish its responses to those substantial and relevant questions received from members via the Company's website and SGXNet, if any.
By 2.30 p.m. on 18 April 2022	Deadline for members to pre-register to attend for Live Webcast
By 2.30 p.m. on 19 April 2022	Deadlines for members to <ul style="list-style-type: none"> submit proxy forms; and submit the Corporate Representative Certificate (for Corporate members only)
By 2.30 p.m. on 20 April 2022	Authenticated members will receive an email which will contain user ID and password details, as well as the link to access the "live" audio-visual webcast of the proceedings of the Annual General Meeting (the " Confirmation Email "). Members who do not receive the Confirmation Email by 2.30 p.m. on 20 April 2022, but have registered by 18 April 2022 should contact the Company for assistance before 5.00 p.m. on 20 April 2022 at shareregistry@incorp.asia , with (i) the full name of the member; and (ii) his/her/its identification/registration number.
At 2.30 p.m. on 21 April 2022	Click on the link in the Confirmation Email and enter the user ID and password to access the "live" audio-visual webcast of the proceedings of the Annual General Meeting.

NOTICE OF ANNUAL GENERAL MEETING

- B. Due to the constantly evolving COVID-19 situation in Singapore, the Company may be required to change its Meeting arrangements at short notice. Members should check the Company's website at the URL <http://www.asiaenterprises.com.sg> and on the SGXNet at URL <http://www.sgx.com/securities/company-announcements> for the latest updates on the status of the Annual General Meeting, if any.

PERSONAL DATA PRIVACY

By pre-registering for the Live Webcast, submitting the proxy form appointing the Chairman to attend, speak and vote at the Annual General Meeting and/or any adjournment thereof, a member of the Company (i) consents to the collection, use and disclosure of the member's personal data by the Company (or its agents) for the purpose of the processing and administration by the Company (or its agents) of the appointment of the Chairman as proxy for the Annual General Meeting (including any adjournment thereof) and the preparation and compilation of the attendance lists, proxy lists, minutes and other documents relating to the Annual General Meeting (including any adjournment thereof), and in order for the Company (or its agents) to comply with any applicable laws, listing rules, regulations and/or guidelines (collectively, the "**Purposes**"), and (ii) agrees that the member will indemnify the Company in respect of any penalties, liabilities, claims, demands, losses and damages as a result of the member's breach of warranty.

NOTICE OF RECORD DATE

NOTICE OF RECORD DATE FOR FIRST AND FINAL TAX EXEMPT (ONE-TIER) DIVIDEND

Reference is made to the Results Announcement on 17 February 2022 for the financial year ended 31 December 2021.

NOTICE IS HEREBY GIVEN that the Share Transfer Books and Register of Members of Asia Enterprises Holding Limited (the "Company") will be closed on 20 May 2022 for the purpose of determining the entitlements of the Company's shareholders (the "Shareholders") to a first and final tax exempt (one-tier) dividend of 0.8 cents per ordinary share.

For the avoidance of doubt, in the case where the registered Shareholder is the Central Depository (Pte) Limited ("CDP") the dividend warrants shall be issued to the CDP and credited to the depositors' securities accounts with the CDP in proportion to the number of shares of the Company standing to the credit of each depositor's securities account with the CDP as at 5.00 pm (Singapore time) on 19 May 2022.

Duly completed registrable transfers received by the Company's Share Registrar, In.Corp Corporate Services Pte. Ltd., 30 Cecil Street #19-08 Prudential Tower Singapore 049712 up to 5.00 p.m. on 19 May 2022 will be registered to determine entitlements to the said dividend.

Payment of the dividend, if approved by the Members at the Annual General Meeting to be held on 21 April 2022 will be made on 3 June 2022.

By Order of the Board

Siau Kuei Lian
Company Secretary
Singapore, 6 April 2022

This page has been intentionally left blank

ASIA ENTERPRISES HOLDING LIMITED

(Company Registration No. 200501021H)
(Incorporated in the Republic of Singapore)

IMPORTANT:

1. Pursuant to the COVID-19 (Temporary Measures) Act 2020 (Alternative Arrangements for Meetings for Companies, Variable Capital Companies, Business Trusts, Unit Trusts and Debenture Holders) Order 2020, the Company has the option to hold a virtual meeting, even where the Company is permitted under safe distancing regulations to hold a physical meeting. Due to the current COVID-19 situation and the Company's effort to keep physical interactions and COVID-19 transmission risk to a minimum, the Annual General Meeting of the Company will be held by way of electronic means.
2. A member will not be able to attend the Meeting in person. A member will also not be able to vote online on the resolutions to be tabled for approval at the Meeting. A member (whether individual or corporate) who wishes to exercise his/her/its vote must appoint the Chairman as his/her/its proxy to attend, speak and vote on his/her/its behalf at the Meeting.
3. An investor who holds shares under the Central Provident Fund Investment Scheme ("CPF Investor") and/or the Supplementary Retirement Scheme ("SRS Investor") (as may be applicable) and who wishes to appoint the Chairman of the Meeting as proxy should inform their respective CPF Agent Banks and/or SRS Operators to submit their votes at least 7 working days before the Meeting.
4. This Proxy Form is not valid for use by CPF Investors and/or SRS Investors and shall be ineffective for all intents and purposes if used or purported to be used by them.

PROXY FORM

(Please see notes overleaf before completing this Form)

I/We*, _____ (Name) _____ (NRIC/Passport No./Company Regn. No.)
of _____ (Address)

being a member/members* of **ASIA ENTERPRISES HOLDING LIMITED** (the "Company"), hereby appoint the **Chairman of the Meeting** as my/our* proxy to vote for me/us* on my/our* behalf at the Annual General Meeting ("Meeting") of the Company to be held by way of electronic means on **21 April 2022 at 2.30 p.m.** and at any adjournment thereof. I/We* direct the Chairman of the Meeting to vote for, against or to abstain from voting the Resolutions proposed at the Meeting as indicated hereunder. If no specific direction as to voting is given or in the event of any other matter arising at the Meeting and at any adjournment thereof, the appointment of the Chairman of the Meeting will be treated as invalid.

(If you wish to exercise all your votes "For", "Against" or to "Abstain" from voting, please indicate with a tick (✓) within the box provided. Alternatively, please indicate the number of votes as appropriate. If you mark the abstain box for a particular resolution, you are directing your proxy not to vote on that resolution on a poll and your votes will not be counted in computing the required majority on a poll.)

No.	Resolutions relating to:	For	Against	Abstain
Ordinary Business				
1	Audited Financial Statements for the financial year ended 31 December 2021			
2	Payment of proposed first and final tax-exempt (one-tier) dividend			
3	Re-election of Lee Yih Chyi as a Director			
4	Re-election of Koh Wee Kiang as a Director			
5	Approval of Directors' fees amounting to \$186,000 for the financial year ended 31 December 2021			
6	Re-appointment of RSM Chio Lim LLP as Auditors			
Special Business				
7	Authority to allot and issue new shares			

Dated this _____ day of _____ 2022

Total Number of Shares in:	No. of Shares
(a) CDP Register	
(b) Register of Members	

Signature(s) of Shareholder(s)
And/or Common Seal of Corporate Shareholder

*Delete where inapplicable

Notes:

The Proxy Form will be published on the Company's website at the URL <http://www.asiaenterprises.com.sg> and will also be made available on the SGXNet at the URL <http://www.sgx.com/securities/company-announcements>. There will be no despatch of printed copies of the Annual Report, Notice of Annual General Meeting and Proxy Form to members.

1. Please insert the total number of Shares held by you. If you have Shares entered against your name in the Depository Register (as defined in Section 81SF of the Securities and Futures Act 2001), you should insert that number of Shares. If you have Shares registered in your name in the Register of Members of the Company, you should insert that number of Shares. If you have Shares entered against your name in the Depository Register and Shares registered in your name in the Register of Members, you should insert the aggregate number of Shares entered against your name in the Depository Register and registered in your name in the Register of Members. If no number is inserted, the instrument shall be deemed to relate to all the Shares held by you.
2. A member of the Company (including a Relevant Intermediary*) entitled to attend and vote at the Meeting of the Company must appoint Chairman of the Meeting to act as proxy and direct the vote at the Meeting.
3. In appointing the Chairman of the Meeting as proxy, members must give specific instructions as to his/her/its manner of voting, or abstentions from voting, in the Proxy Form. Failing which, the appointment of the Chairman of the Meeting as proxy for that resolution will be treated as invalid.
4. The Chairman of the Meeting, as proxy, need not be a member of the Company. Proxy Form appointing such person other than the Chairman of the Meeting shall be deemed to appoint the Chairman of the Meeting as proxy.
5. An investor who holds shares under the Central Provident Fund Investment Scheme ("CPF Investor") and/or Supplementary Retirement Scheme ("SRS Investor") (as may be applicable) and wishes to appoint the Chairman of the Meeting as proxy should approach their respective CPF Agent Banks and/or SRS Operators to submit their votes at least seven (7) working days before the Meeting.
6. The instrument appointing the Chairman of the Meeting as the proxy must be under the hand of the appointor or of his attorney duly authorised in writing. Where the instrument appointing the Chairman of the Meeting as proxy is executed by a corporation, it must be executed either under its common seal or under the hand of an attorney or duly authorised officer. Where the instrument appointing the Chairman of the Meeting as proxy is executed by an attorney on behalf of the appointor, the letter or power of attorney or a duly certified copy thereof must be lodged with the instrument, failing which the instrument may be treated as invalid.
7. The instrument appointing the Chairman of the Meeting as proxy must (i) if sent by hand or by post, be deposited at the registered office of the Company, at 3 Pioneer Sector Walk Singapore 627897; or (ii) if submitted electronically via email, be received at proxy2022@asiaenterprises.com.sg, and in either case, not less than 48 hours before the time appointed for the Meeting, and in default the instrument of proxy shall not be treated as valid.

In view of the current COVID-19 situation and the related safe distancing measures, members are strongly encouraged to submit completed proxy forms electronically by email to the Company at proxy2022@asianterprises.com.sg.

*A Relevant Intermediary is:

- (a) a banking corporation licensed under the Banking Act 1970 or a wholly-owned subsidiary of such a banking corporation, whose business includes the provision of nominee services and who holds shares in that capacity; or
- (b) a person holding a capital markets services licence to provide custodial services for securities under the Securities and Futures Act 2001, and who holds shares in that capacity; or
- (c) the Central Provident Fund Board established by the Central Provident Fund Act 1953, in respect of shares purchased under the subsidiary legislation made under that Act providing for the making of investments from the contributions and interest standing to the credit of members of the Central Provident Fund, if the Board holds those shares in the capacity of an intermediary pursuant to or in accordance with that subsidiary legislation.

General:

The Company shall be entitled to reject an instrument appointing the Chairman of the Meeting as the proxy which is incomplete, improperly completed, illegible or where the true intentions of the appointor are not ascertainable from the instructions of the appointor specified on the instrument appointing the Chairman of the Meeting as the proxy. In addition, in the case of shares entered in the Depository Register, the Company may reject an instrument appointing the Chairman of the Meeting as the proxy lodged if the member, being the appointor, is not shown to have shares entered against his name in the Depository Register as at 72 hours before the time appointed for holding the Meeting, as certified by The Central Depository (Pte) Limited to the Company.

Personal Data Privacy:

By submitting this proxy form, the member accepts and agrees to the personal data privacy terms set out in the Notice of Annual General Meeting dated 6 April 2022.

CORPORATE INFORMATION

BOARD OF DIRECTORS

Lee Bon Leong *Independent, Non-Executive Chairman*
Lee Yih Chyi, Yvonne *Managing Director*
Tan Keh Yan, Peter *Lead Independent Director*
Koh Wee Kiang *Independent Director*
Lee Yih Hwan *Non-Executive Director*

AUDIT COMMITTEE

Tan Keh Yan, Peter *Chairman*
Lee Bon Leong
Koh Wee Kiang

NOMINATING COMMITTEE

Koh Wee Kiang *Chairman*
Lee Bon Leong
Tan Keh Yan, Peter

REMUNERATION COMMITTEE

Lee Bon Leong *Chairman*
Tan Keh Yan, Peter
Koh Wee Kiang

COMPANY SECRETARY

Siau Kuei Lian

REGISTERED OFFICE

3 Pioneer Sector Walk
Singapore 627897
Tel (65) 6223 6377
Fax (65) 6861 9486
www.asiaenterprises.com.sg

SHARE REGISTRAR

In.Corp Corporate Services Pte Ltd
30 Cecil Street #19-08
Prudential Tower
Singapore 049712
Tel (65) 6812 1611
Fax (65) 6812 1601

AUDITORS

RSM Chio Lim LLP
8 Wilkie Road, #03-08
Wilkie Edge
Singapore 228095

Tan Beng Teck
Partner-in-Charge
(Appointed with effect from financial
year ended 31 December 2020)

INVESTOR RELATIONS CONSULTANT

Octant Consulting
7500A Beach Road
The Plaza #04-329
Singapore 199591
Tel (65) 6296 3583



ASIA ENTERPRISES HOLDING LIMITED

COMPANY REG NO: 200501021H

3 PIONEER SECTOR WALK | SINGAPORE 627897

TEL (65) 6223 6377 | FAX (65) 6861 9486

www.asiaenterprises.com.sg