



**Q4 2018 and FY 2018
Financial Results
15 February 2019**



This Corporate Presentation has been prepared by the Company and its contents have been reviewed by the Company's Sponsor, PrimePartners Corporate Finance Pte. Ltd. (the "**Sponsor**"), for compliance with the Singapore Exchange Securities Trading Limited (the "**SGX-ST**") Listing Manual Section B: Rules of Catalist. The Sponsor has not verified the contents of this Corporate Presentation.

This Corporate Presentation has not been examined or approved by the SGX-ST. The Sponsor and the SGX-ST assume no responsibility for the contents of this Corporate Presentation, including the accuracy, completeness or correctness of any of the information, statements or opinions made or reports contained in this Corporate Presentation.

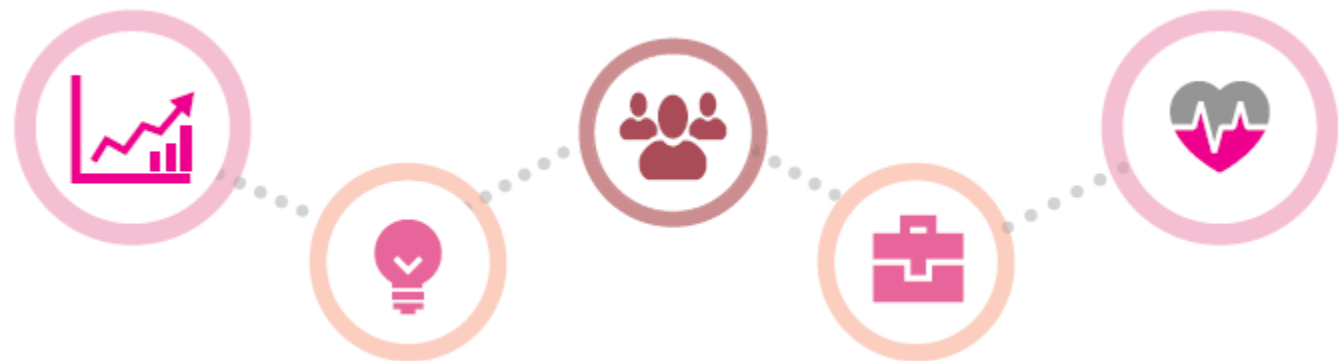
The contact person for the Sponsor is Ms. Keng Yeng Pheng, Director, Continuing Sponsorship (Mailing Address: 16 Collyer Quay, #10-00 Income at Raffles, Singapore 049318 and Email: sponsorship@ppcf.com.sg).

Contents





1. Overview
2. Financial Highlights
3. Corporate Updates & Future Plans



Overview



Our Services

 Obstetrics & Gynaecology		 Cancer-related	 Dermatology	 Paediatrics
General obstetrics, labour & delivery	General gynaecology	Gynae-oncological surgery	General skin care	Newborn & well baby checks
Medical problems during pregnancy	Gynaecological surgery	Breast & general surgery	Aesthetics & dermatological procedures	Childhood immunisation routine & vaccinations
Obstetrical complication & its management	Female pelvic medicine / Urogynaecology & reconstruction surgery		Dermatological surgery & laser surgery	Acute paediatrics infections
				Common childhood conditions
				Child nutrients, growth and developmental assessment

Our Network

14 Clinics

 6 O&G Specialists

 3 Cancer Specialists

– 2 Breast Surgeons

– 1 GynaeOncologist

 2 Dermatologists

 3 Paediatricians



Financial Highlights



Key Q4 2018 and FY2018 Highlights

S\$'000	Q4 2018	Q4 2017	% ▲	FY 2018	FY 2017	% ▲
Revenue	8,786	7,946	10.6	34,681	29,902	16.0
Profit from Operations	2,921	2,053	42.3	13,653	9,869	38.3
Profit before tax (PBT)	150	2,011	(92.5)	10,931	9,688	12.8
Net Profit	23	2,018	(98.9)	9,148	8,507	7.5
<i>Exclude non-recurring income and one-off item</i>						
Impairment of Goodwill	(2,800)	-	n.m.	(2,800)	-	n.m.
Non-recurring Income	-	-	-	1,100	-	n.m.
Core PBT	2,950	2,011	46.7	12,631	9,688	30.4
Core Net Profit	2,823	2,018	39.9	10,848	8,507	27.5

Revenue

- In Q4 2018, O&G increased by S\$0.5 million and Cancer-related segment increased by S\$0.3 million
- Increase in contribution of S\$0.2 million from Paediatrics
- Partially offset by a marginal decrease of S\$0.1 million from Dermatology segment

Impairment of Goodwill

- S\$2.8 million in relation to the excess of the carrying amount of cash generating unit (“CGU”) identified for Dermatology segment, including the goodwill arising from an acquisition¹, over the recoverable amount of the CGU as at 31 Dec 2018

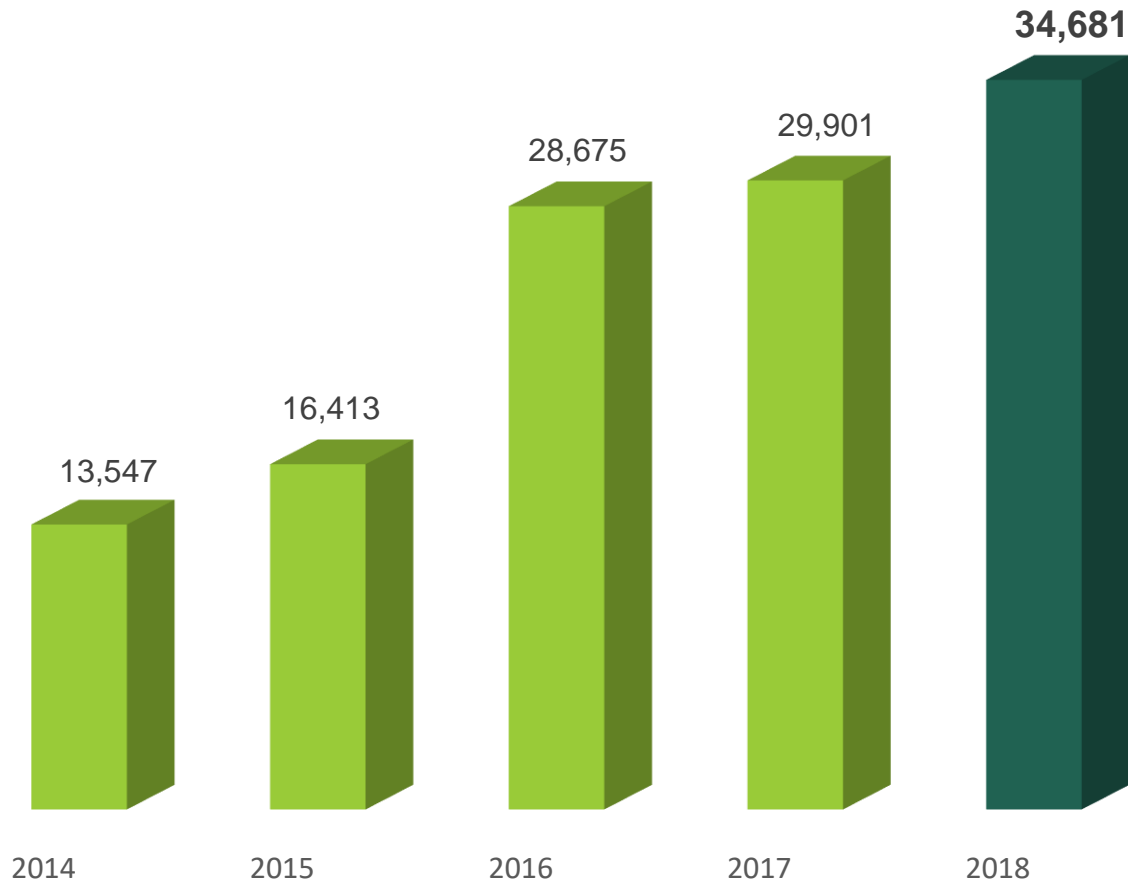
Non-recurring income

- S\$1.1 million in FY 2018 arising from the dispute², net of professional and legal fees

1. The acquisition of the entire rights, title and interest of Dr. Joyce Lim Teng Ee and in the business and medical practices of JL Laser & Surgery Centre Pte. Ltd., JL Esthetic Research Centre Pte. Ltd. and JL Dermatology Pte. Ltd. on 1 January 2016
2. The receipt of S\$1.25 million from the Company’s former Lead Independent Director, Mr. Christopher Chong Meng Tak, in FY 2018 for the full and final settlement arising from the dispute concerning the Company’s claim for S\$1.5 million from Mr. Chong for a transaction of the Company in which Mr. Chong was involved (the “Dispute”)

Consistent Revenue Growth

S\$'000



S\$4.8 million
16.0%

Commentary Notes for FY 2018:

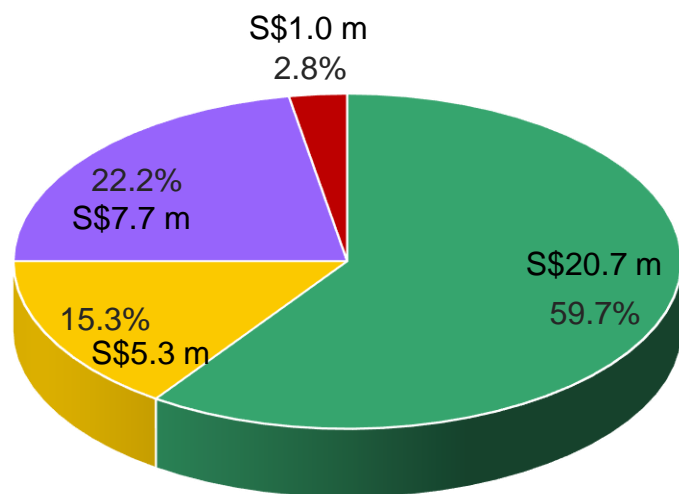
- O&G segment up S\$2.7 million
- Cancer-related segment up S\$1.5 million
- Contribution from new Paediatrics segment of S\$0.8 million
- Partially offset by a decline of S\$0.2 million from Dermatology segment

Revenue by Business Segment

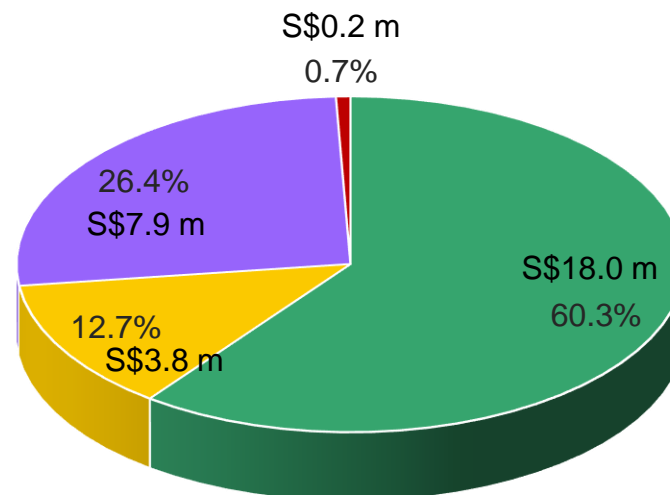
S\$34,681,80 million

↑ 16.0%

FY 2018



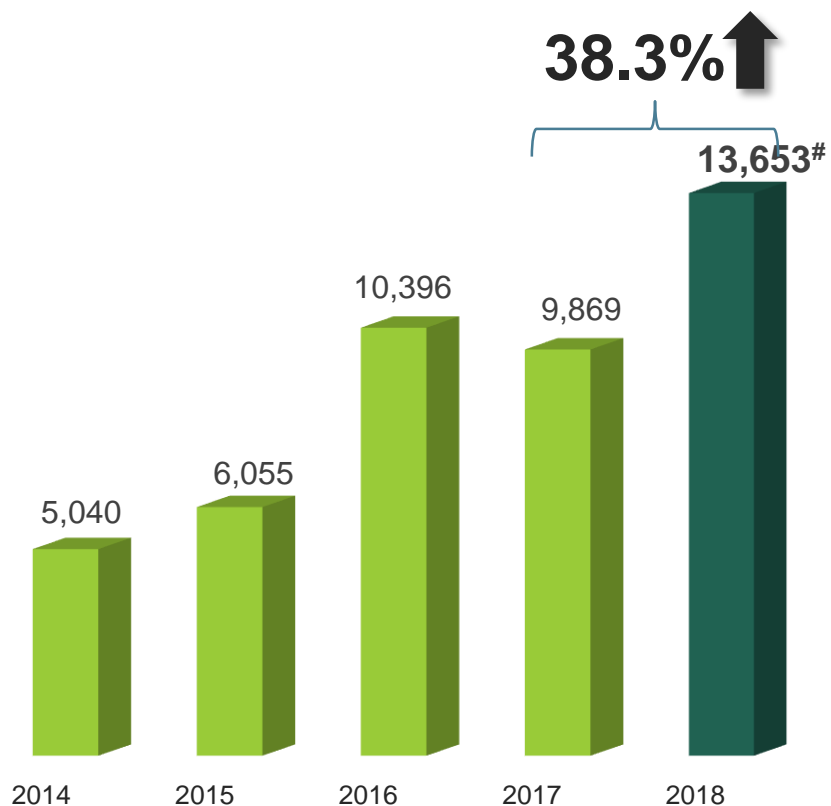
FY 2017



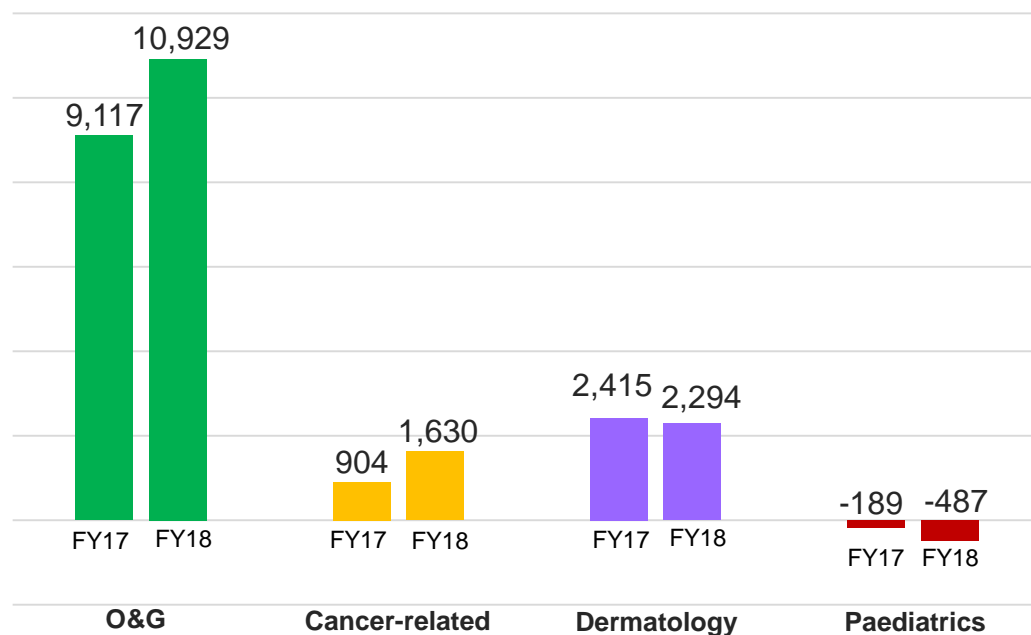
■ O&G ■ Cancer-related ■ Dermatology ■ Paediatrics

Stable Profits

Profit from Operations (S\$'000)



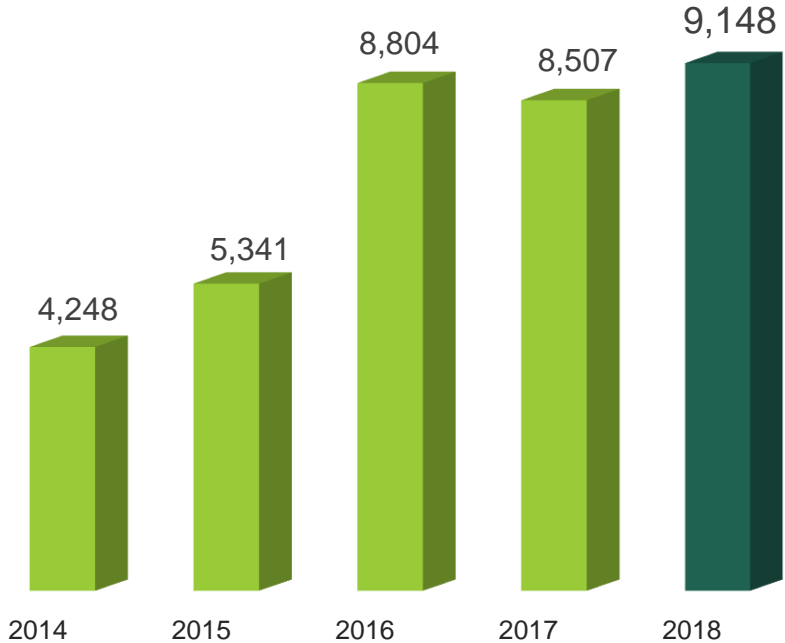
Profit from Operations by Segment (S\$'000)



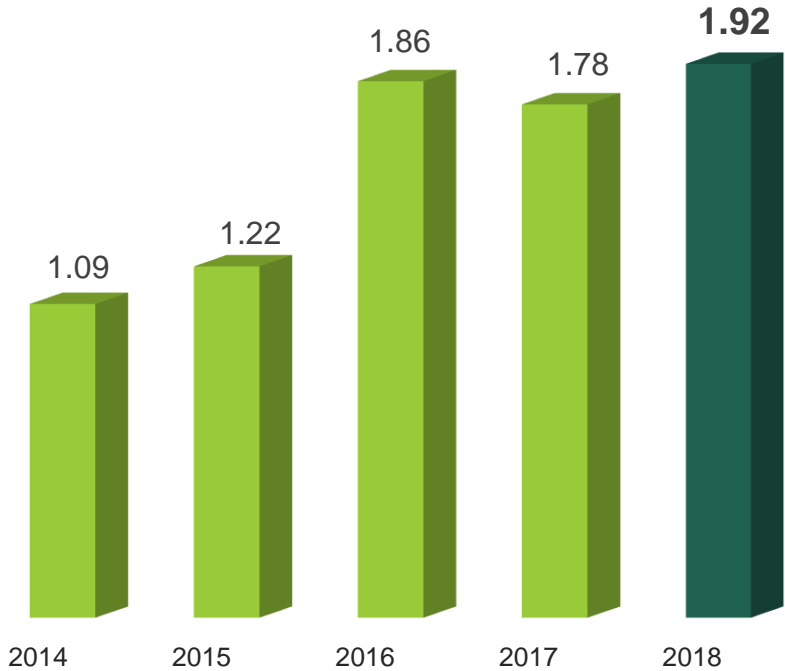
Includes a non-recurring income of S\$1.1 million (net of associated expenses) arising from the Dispute

Stable Profits

Net Profit (S\$'000)



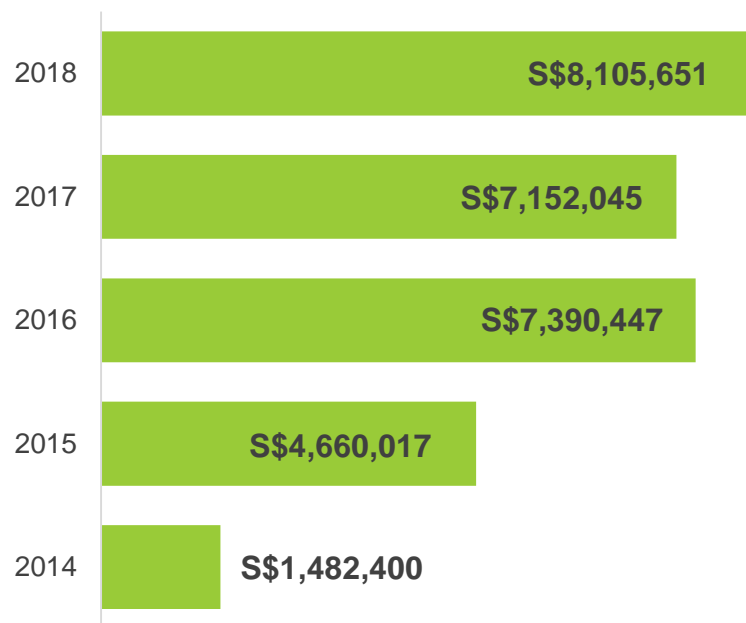
Earnings Per Share (Cents)



Strong Financial Position

S\$'000	As at 31 December 2018	As at 31 December 2017
Key Assets		
Goodwill	24,130	26,930
Plant and equipment	1,412	1,638
Inventories	1,657	1,602
Trade and other receivables	2,982	2,518
Cash and cash equivalents	21,546	16,426
Key Liabilities		
Trade and other payables	4,739	3,812
Net Asset	44,590	43,500
Net Asset Value Per Share (cents)	9.35	9.12

Dividend Payout



(Dividend per share: 1.70 cents based on 476,803,002 shares for interim and final dividend)

(Dividend per share: 1.50 cents based on 476,803,002 shares for interim and final dividend)

(Dividend per share: 3.10 cents based on 238,401,501 shares for interim and final dividend)

(Dividend per share: 2.03 cents based on 218,000,000 shares for interim dividend and 238,401,501 shares for final dividend)

(Dividend per share: 0.85 cents based on 174,400,000 shares)

Corporate Updates & Future Plans



Corporate Updates

Addition of 2 medical practitioners in FY 2018



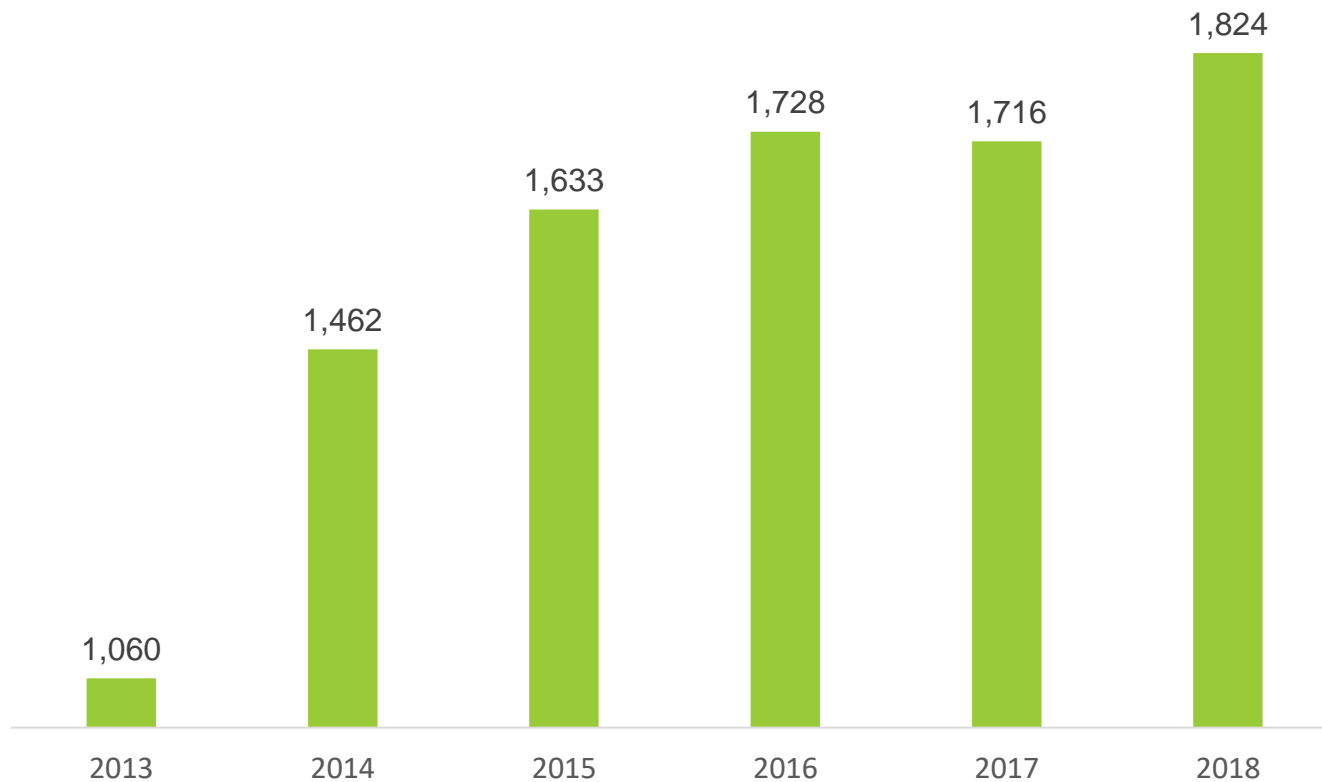
Dr. Christina Ong, a consultant paediatrician and paediatric gastroenterologist with more than 20 years of clinical experience, joined in November 2018



Dr. Liew Hui Min, a fully accredited specialist consultant in dermatology with more than 12 years of experience and special focus on children and women's dermatology, joined in December 2018

Corporate Updates

No. of babies delivered by SOG





Thank You

