



SHENGSIONG
... all for you!



2Q2018 Results Presentation

Disclaimer

The presentation is prepared by Sheng Siong Group Ltd. (the “Company”) and is intended solely for your personal reference and is strictly confidential. The information contained in this presentation is subject to change without notice, its accuracy is not guaranteed and it may not contain all material information concerning the Company. Neither the Company nor any of its affiliates, advisors or representatives make any representation regarding, and assumes no responsibility or liability whatsoever (in negligence or otherwise) for, the accuracy or completeness of, or any errors or omissions in, any information contained herein nor for any loss howsoever arising from any use of these materials. By attending this presentation, you are agreeing to be bound by the restrictions set out below. Any failure to comply with these restrictions may constitute a violation of applicable securities laws. The information contained in these materials has not been independently verified. No representation or warranty, expressed or implied, is made as to, and no reliance should be placed on the fairness, accuracy, completeness or correctness of, the information or opinions contained herein. It is not the intention to provide, and you may not rely on these materials as providing, a complete or comprehensive analysis of the Company's financial or trading position or prospects. The information and opinions contained in these materials are provided as at the date of this presentation and are subject to change without notice. None of the underwriters nor any of their respective affiliates, advisors or representatives shall have any liability whatsoever (in negligence or otherwise) for any loss howsoever arising from any use of these materials.

In addition, the information contains projections and forward-looking statements that reflect the Company's current views with respect to future events and financial performance. These views are based on a number of estimates and current assumptions which are subject to business, economic and competitive uncertainties and contingencies as well as various risks and these may change over time and in many cases are outside the control of the Company and its directors. No assurance can be given that future events will occur, that projections will be achieved, or that the Company's assumptions are correct. Actual results may differ materially from those forecast and projected.

This presentation and such materials is not and does not constitute or form part of any offer, invitation or recommendation to purchase or subscribe for any securities and no part of it shall form the basis of or be relied upon in connection with any contract, commitment or investment decision in relation thereto. This document may not be used or relied upon by any other party, or for any other purpose, and may not be reproduced, disseminated or quoted without the prior written consent of the Company.



Financial Highlights for 2Q2018

Revenue

5.7%
yoy

S\$213.0 million

Gross profit margin

0.5pp*

27.3%

Operating profit margin

0.1pp*

9.7%

Net profit

6.4%
yoy

S\$17.1 million

Retail area

2.1%
yoy

436,000 sq ft**

* pp denotes percentage points

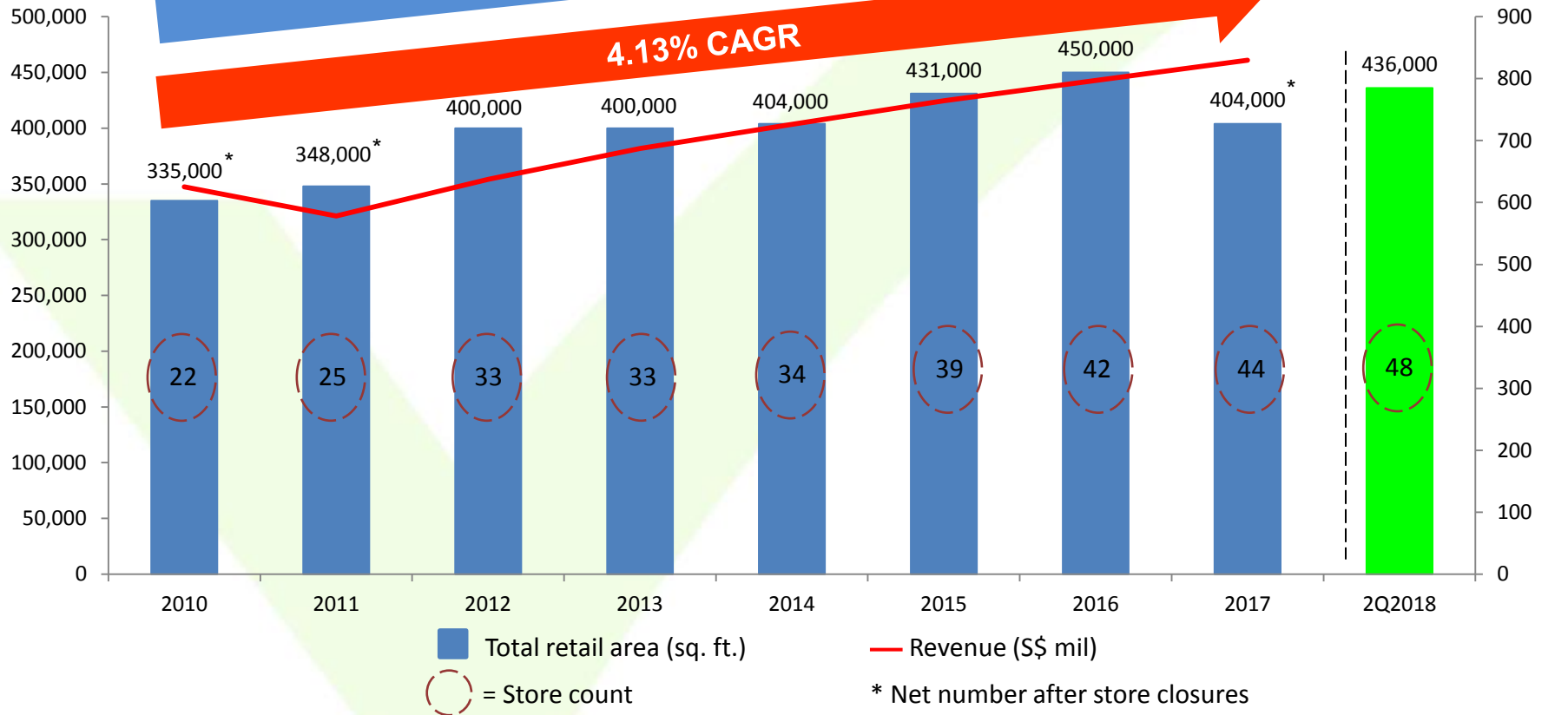
** Singapore only



SHENGSIONG

Retail Area - Singapore Operations

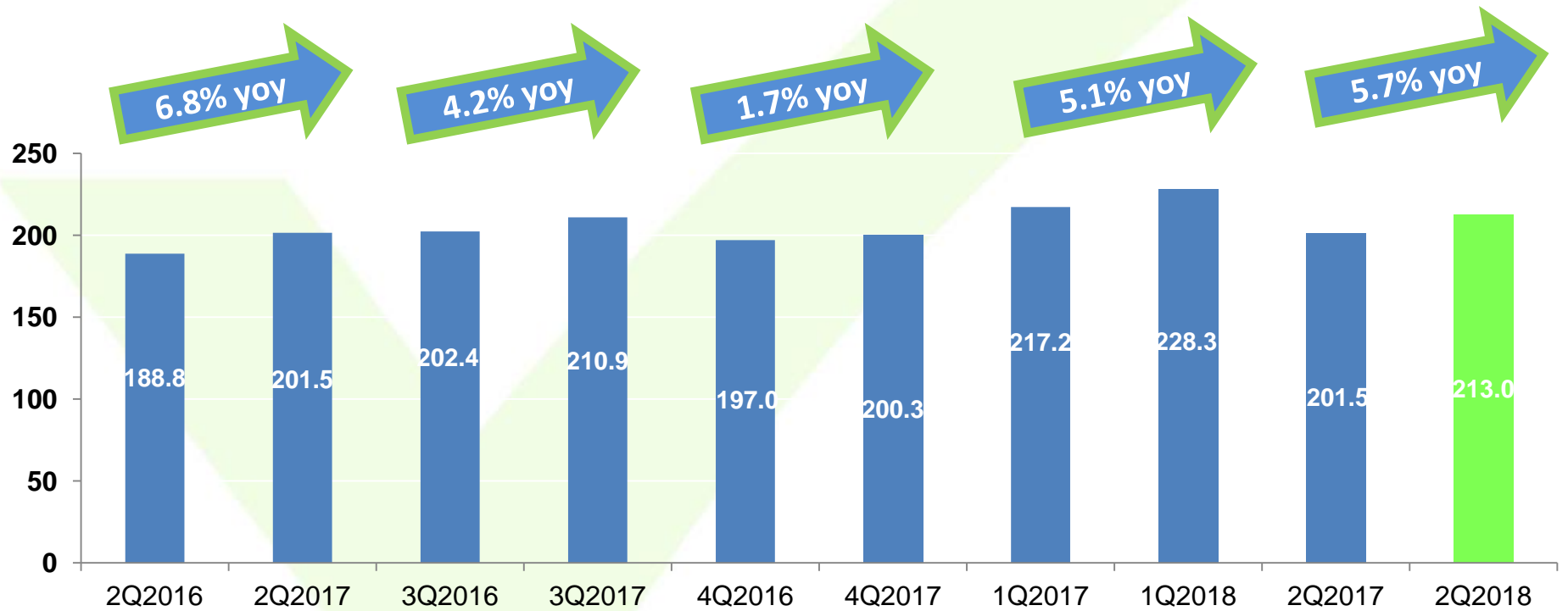
Total retail area (sq. ft.)



- Total outlets remained as 48 as at 30 June 2018
- The key driver of our strategy will be to expand retail space in Singapore, particularly in areas where our potential customers are residing in.

Revenue Trend

S\$' million



Breakdown of Revenue Growth

	2Q2018	1Q2018	2Q2017
New stores	7.8%	6.2%	5.2%
Comparable same store sales	4.2%	5.6%	1.6%
Verge and Woodlands Block 6A *	(7.2%)	(8.0%)	
Supermarket in China	0.9%	0.8%	-
Total revenue growth	<u>5.7%</u>	<u>4.6%</u>	<u>6.8%</u>

*Verge and Woodlands Block 6A were closed in June 2017 and November 2017 respectively



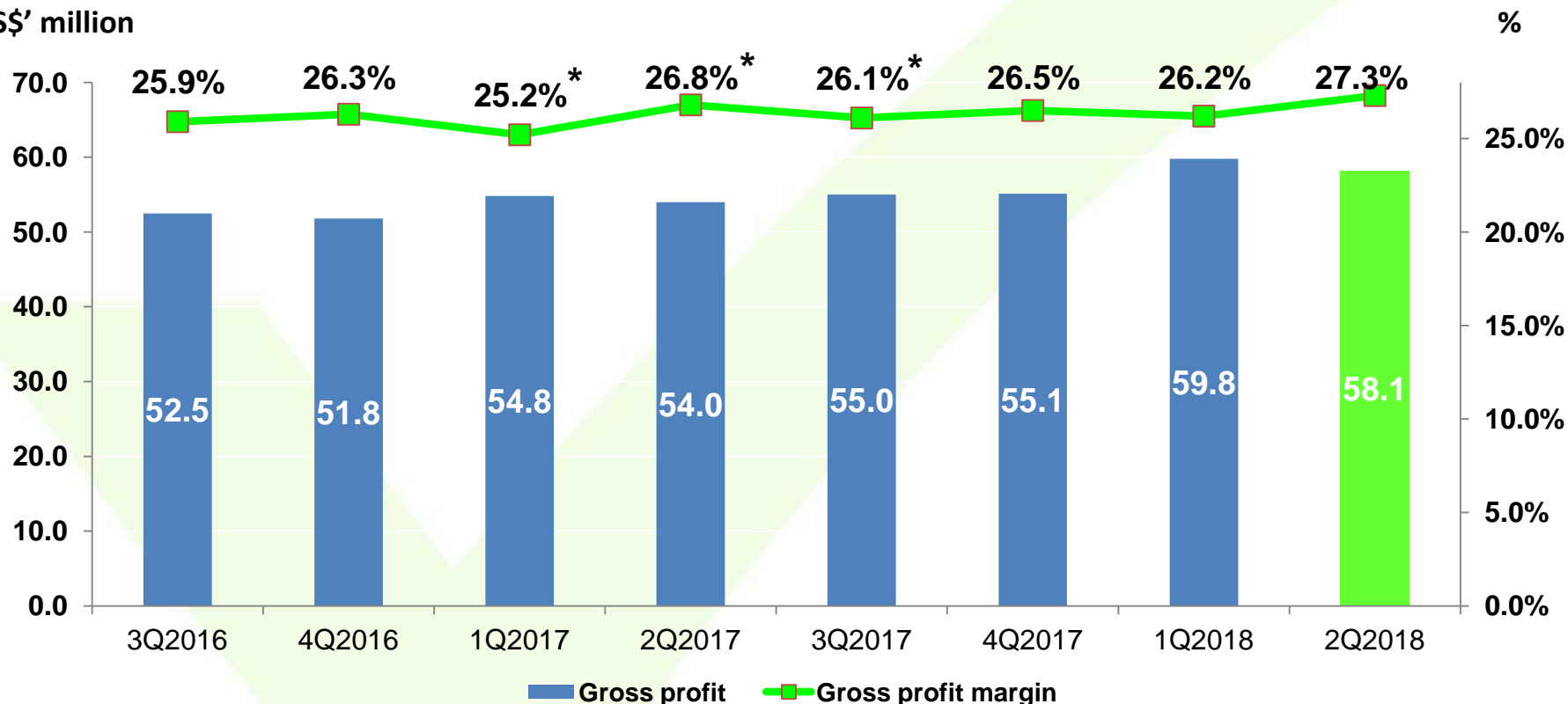
Revenue Per Sq Ft (Singapore Operation)

Year	Area (square feet)	Revenue (S\$'000)	Revenue per square feet (S\$)	Remarks
2011	353,000 ⁽¹⁾	578,443	1,638	Closure of Tanjong Katong store and negative same store sales
2012	369,000 ⁽¹⁾	637,317	1,727	New store sales, positive same store sales offset by closure of Tanjong Katong
2013	400,000	687,390	1,718	New store sales offset by renovation works affecting Bedok Central and Verge stores
2014	400,000	725,987	1,815	Positive same store sales
2015	422,000 ⁽¹⁾	764,433	1,810	Turnover at new stores require time to reach optimum
2016	436,000 ⁽¹⁾	796,683	1,826	More smaller stores
2017	435,700 ⁽¹⁾	829,827	1,905	Closure of the Verge and Woodlands Block 6A – partial effect
1H2017	427,000	418,638	980	
1H2018	428,000 ⁽¹⁾	437,562	1023	Closure of the Verge and Woodlands Block 6A – full effect and new stores

⁽¹⁾ Weighted average area

Gross Profit Trend

S\$' million



* After an adjustment re-classifying from cost of sales to administrative expenses

- Gross margin increased to 27.3% in 2Q2018 compared with 26.8% in 2Q2017, mainly due to higher sales mix of fresh products which command a higher gross margin versus non-fresh products, and suppliers' rebates.

Balance Sheet Highlights

S\$' Million	As at 30 June 2018	As at 31 Dec 2017	Remarks
Inventories	58.1	60.8	Goods which were purchased for Chinese New Year were sold but were offset by stocking up activities for the coming Chinese seven month festive sales.
Trade and other payables	106.6	111.3	A decrease in non-trade payable and accruals but offset by an increase in trade payable due to stocking activities for the Chinese seven month festive sales
Property, plant and equipment (PPE)	261.7	254.7	Purchase of property, plant and equipment amounting to \$15.2 million
Cash and cash equivalents	75.7	73.4	



Outlook

Business Outlook

- Competition in the supermarket industry is likely to remain keen.

- Retail space (new stores):

July 2018	Bukit Batok Blk 440	+5,900 square feet
July 2018	Yishun Blk 675	+5,320 square feet

Growth strategy

- Continue expanding network of outlets in Singapore, especially in areas with no presence
- Nurture growth of new stores
- Rejuvenate old stores
- Nurture growth of Kunming supermarket (China) and build Sheng Siong's brand in China

Continue margin enhancement initiatives

- Improve sales mix of higher margin products
- Increase selection and types of house brand products

Operational efficiencies

- Remain vigilant on operating costs
- Continue to automate work processes





SHENGSIONG
... all for you!



Investor Relations Point-of-Contact:

Yit Sung NGO / Jing Wen YONG

Tel: (65) 6438 2990

Fax: (65) 6438 0064

Email: yitsung@financialpr.com.sg
jingwen@financialpr.com.sg

Questions & Answers

