



**HONG LEONG FINANCE**

The SME Specialist

# 65th Annual General Meeting

## Financial Highlights 2024

24 April 2025



香港金融有限公司

HONG LEONG FINANCE

HONG LEONG FINANCE LIMITED

Copyright 2025 Hong Leong Finance Limited. All Rights Reserved.

## Contents

- I Financial Performance 2024
- II Balance Sheet Position
- III Customer Loans and Deposits
- IV Loans Portfolio
- V Dividends Distribution



# Financial Performance 2024

	2024	2023	Y-o-Y
	(\$m)	(\$m)	(%)
Net interest income	225.1	202.2	11.3
Non interest income	8.2	10.1	(18.5)
<b>Operating income</b>	<b>233.3</b>	<b>212.3</b>	<b>9.9</b>
Operating expenses	(108.8)	(104.9)	3.7
Operating profit before allowances	124.5	107.4	15.9
Allowances	0.3	4.6	(93.9)
Income tax expense	(20.7)	(18.6)	10.9
<b>Net attributable profit</b>	<b>104.1</b>	<b>93.4</b>	<b>11.5</b>


❖ Achieved strong net profit at \$104.1 million, rose 11.5% y-o-y, driven by the expanded net interest margin at 1.6% on the growth of asset yields and moderated funding cost.

EPS: 23.20 cents (2023: 20.82 cents)



**HONG LEONG FINANCE**

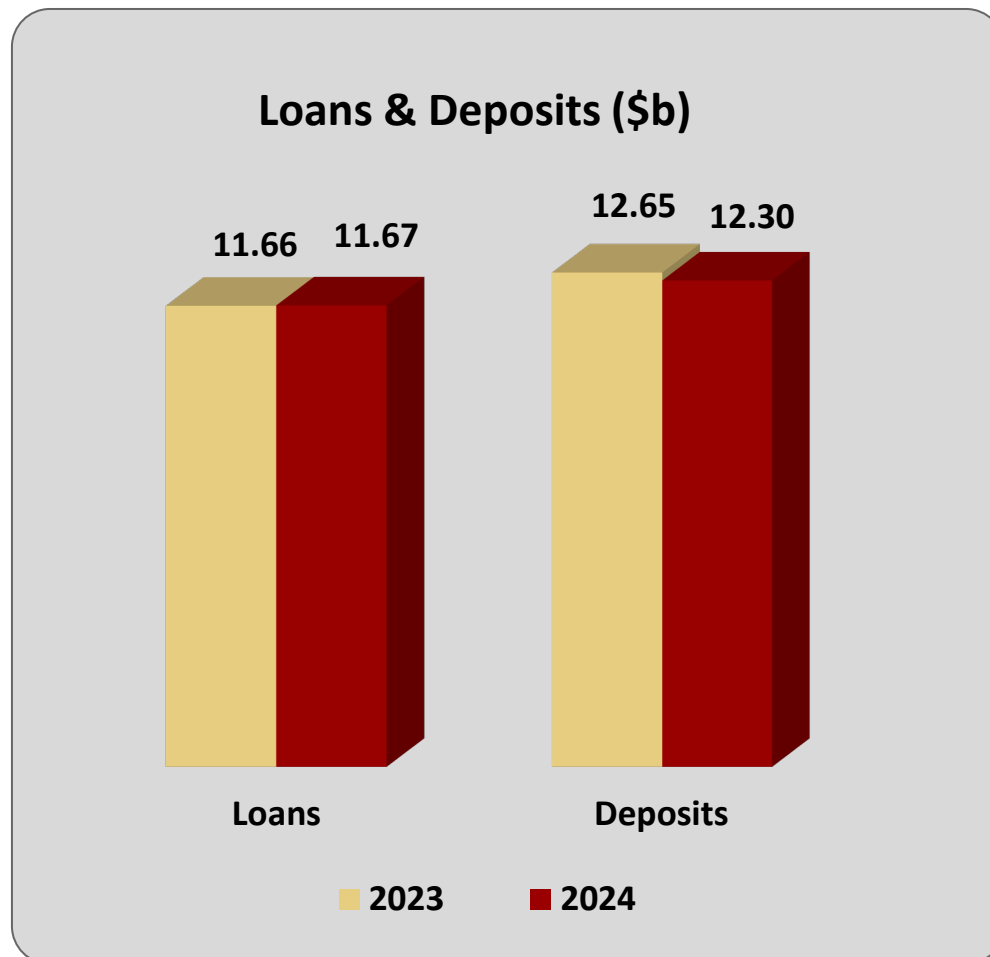
# Balance Sheet Position

	2024 (\$b)	2023 (\$b)	Y-o-Y (%)
Total Assets	14.6	15.0	(2.2)
Total Liabilities	12.5	12.9	(2.9)
Net Assets/ Equity	2.1	2.1	2.3

- ❖ Strong balance sheet with robust capital adequacy ratio and minimum liquid asset well above regulatory requirements to support lending activities and liquidity buffer.
- ❖ Stable funding base, comprising 84% from customer deposits and 14% from equity.
- ❖ Enhanced Net assets value per share at \$4.70 (Dec 2023: \$4.59).



# Customer Loans and Deposits

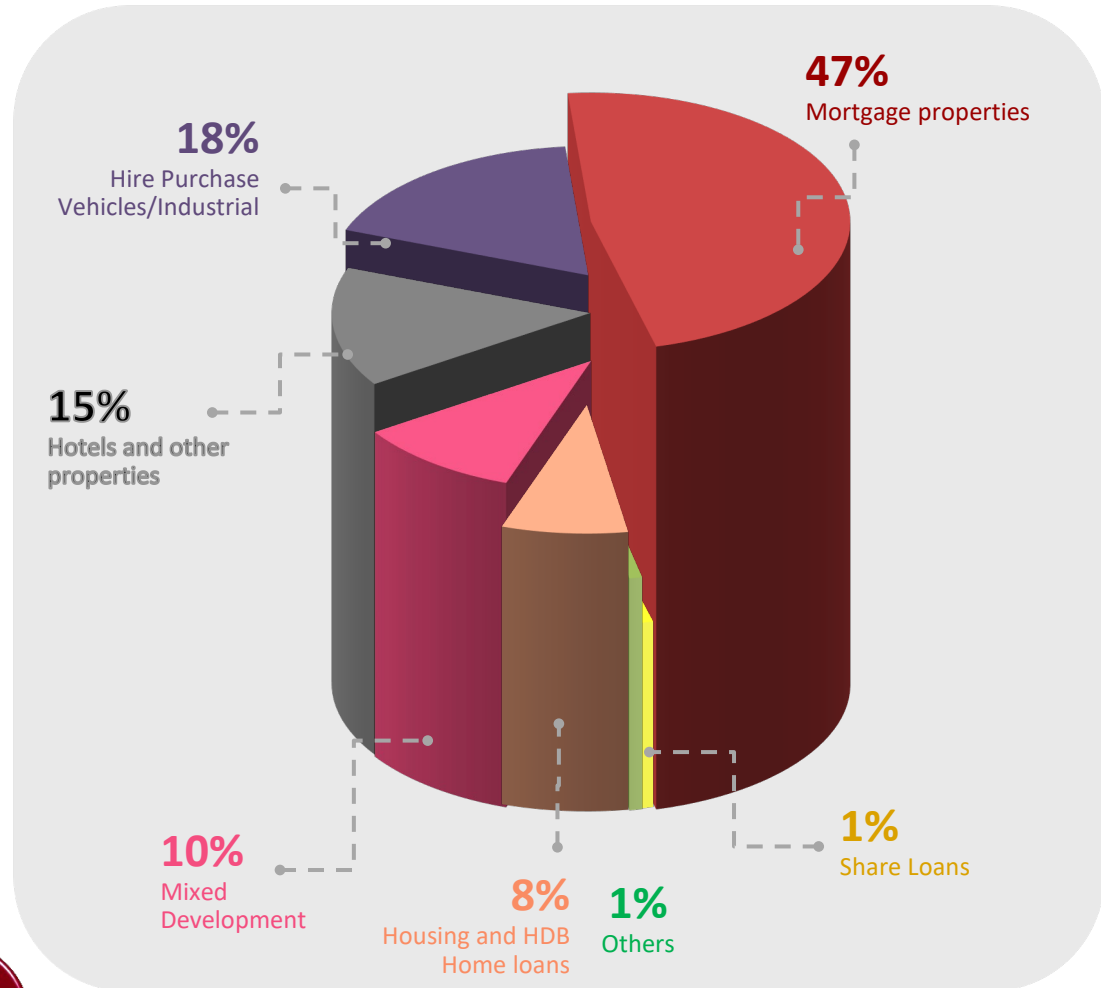


- ❖ Stable Loan Portfolio with net loan growth at 0.1%.
- ❖ Deposits base pared down by 2.7% to maximize loan funding
- ❖ LDR at 95% to optimize lending.

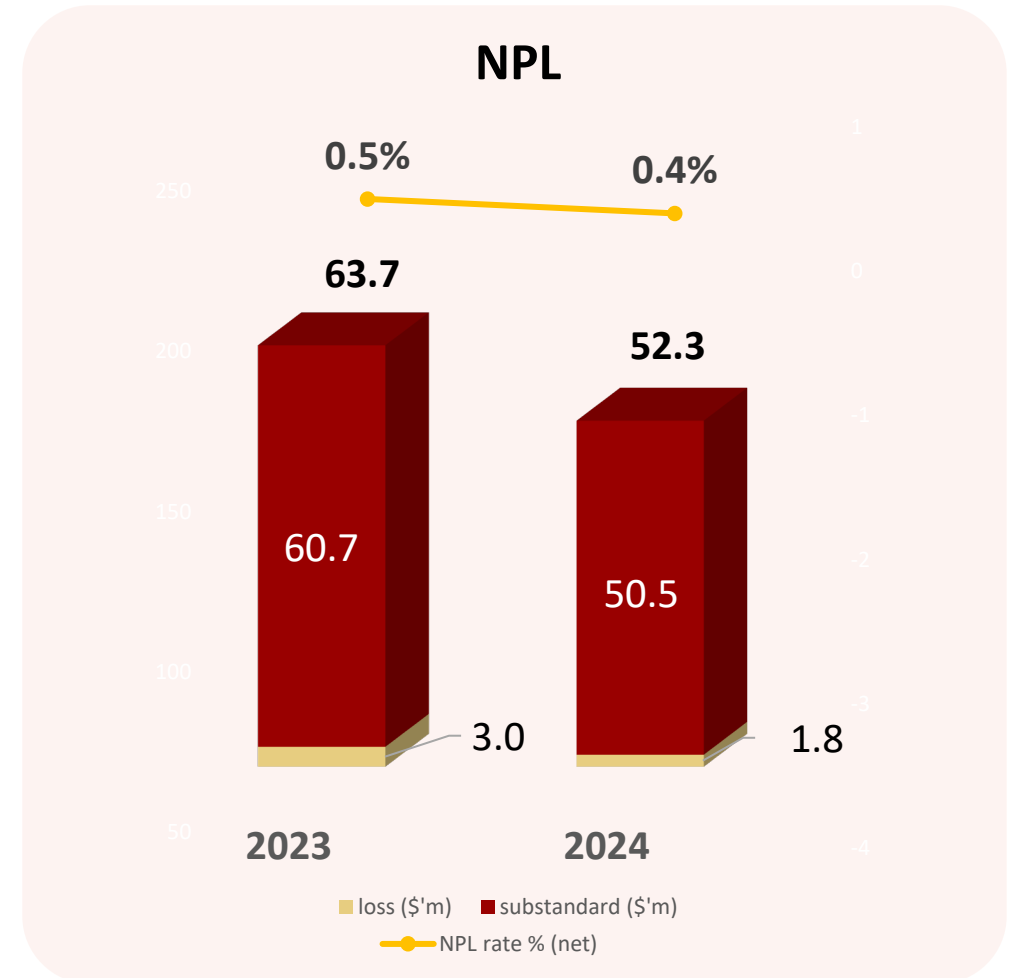


# Loans Portfolio

- ❖ Key pillars of business remain strong
- ❖ Loan portfolios largely collateralized



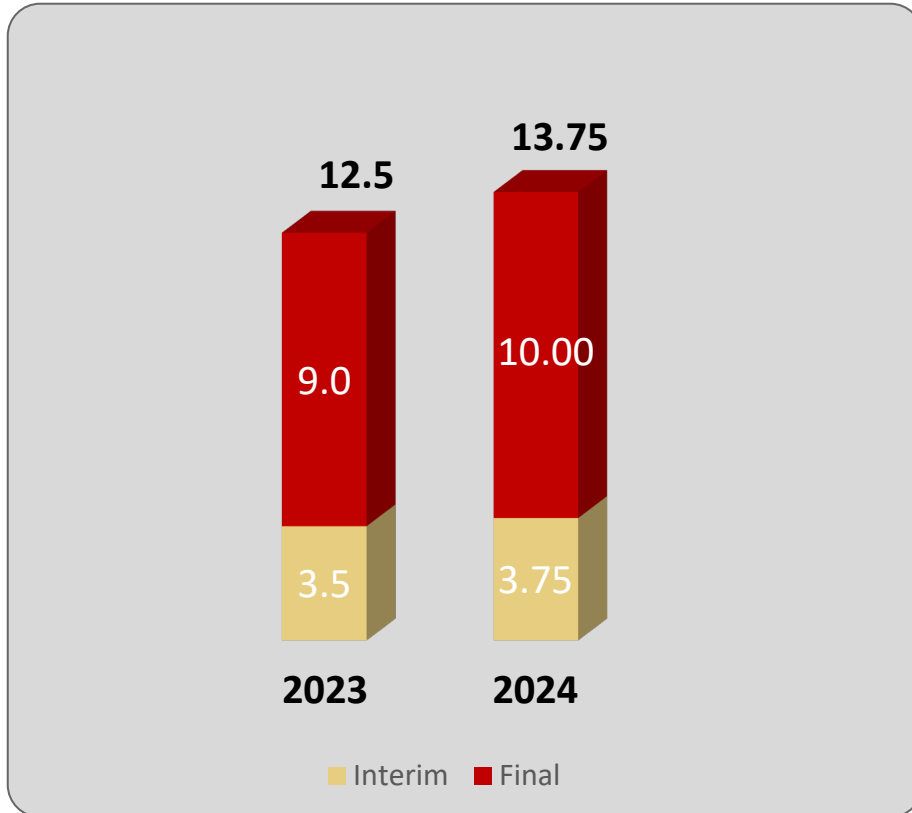
NPL ratio at a low of 0.4%, of which secured NPL at 96.7%



**HONG LEONG FINANCE**

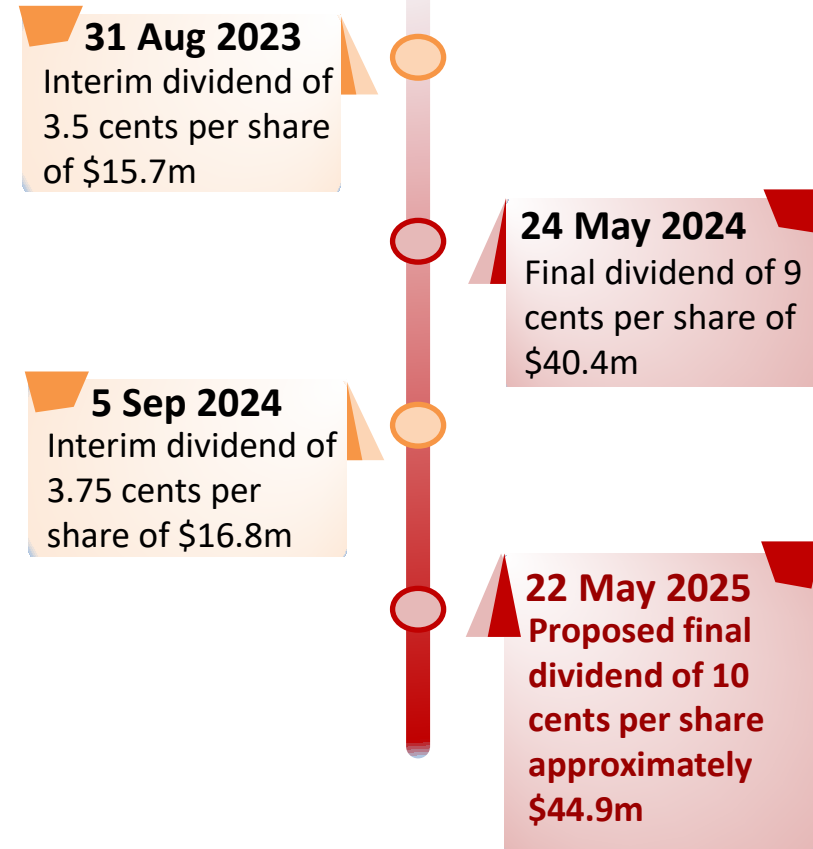
# Dividends Distribution

(Dividends per share in cents)



	2023	2024
Dividend payout ratio	60.0%	59.3%
Dividend yield	5.0%	5.6%

## Committed to sustainable returns to shareholders



**HONG LEONG FINANCE**



# AWARDS AND ACCOLADES

## INTERNATIONALLY-RECOGNISED FINANCIAL PARTNER OF CHOICE

**TOP 1000  
WORLD BANKS**  
(SEVENTH CONSECUTIVE YEAR)

The Banker



**ASEAN  
FINANCE  
COMPANY**  
(ELEVENTH CONSECUTIVE YEAR)  
Asian Banking & Finance



**TOP 100  
SINGAPOREAN  
BRANDS**  
(SEVENTH CONSECUTIVE YEAR)  
Brand Finance

**BEST**  
AUTOMOBILE FINANCING  
PRODUCT IN ASIA  
PACIFIC  
TAB Global Excellence in  
Retail Finance Awards  
The Asian Banker



## OUTSTANDING COMMITMENT TO SUSTAINABLE CORPORATE GOVERNANCE



**TOP 5%**  
OF SINGAPORE-LISTED COMPANIES  
SINGAPORE GOVERNANCE AND TRANSPARENCY INDEX  
CPA Australia, NUS Business School's Centre for Governance and  
Sustainability, Singapore Institute of Directors and The Business Times

# THANK YOU



**HONG LEONG FINANCE**