

**CHARTING THE FUTURE**  
**RESOLVE | RESILIENCE**



Atlantic Navigation  
Holdings (Singapore) Limited  

---

Annual Report 2020



# CONTENTS

<b>01</b>	<b>Corporate Profile</b>
<b>02</b>	<b>Chairman's Statement</b>
<b>04</b>	<b>CEO's Statement</b>
<b>07</b>	<b>Board of Directors</b>
<b>09</b>	<b>Executive Officers</b>
<b>10</b>	<b>Group Financial Highlights</b>
<b>11</b>	<b>Vessel Fleet List</b>
<b>12</b>	<b>Significant Development Milestones</b>
<b>15</b>	<b>HSE Description</b>
<b>16</b>	<b>Group Structure</b>
<b>17</b>	<b>Corporate Governance Report</b>
<b>38</b>	<b>Directors' Statement</b>
<b>43</b>	<b>Independent Auditor's Report</b>
<b>47</b>	<b>Consolidated Statement of Comprehensive Income</b>
<b>49</b>	<b>Balance Sheets</b>
<b>50</b>	<b>Statements of Changes in Equity</b>
<b>52</b>	<b>Consolidated Cash Flow Statement</b>
<b>53</b>	<b>Notes to the Financial Statements</b>
<b>111</b>	<b>Statistics of Shareholdings</b>
<b>113</b>	<b>Notice of Annual General Meeting Proxy Form Corporate Information</b>

This annual report has been reviewed by the Company's sponsor ("**Sponsor**"), SAC Capital Private Limited. This annual report has not been examined or approved by the Singapore Exchange Securities Trading Limited ("**SGX-ST**") and the SGX-ST assumes no responsibility for the contents of this announcement, including the correctness of any of the statements or opinions made, or reports contained in this annual report.

The contact person for the Sponsor is Ms Lee Khai Yinn (Tel: (65) 6232 3210) at 1 Robinson Road, #21-00 AIA Tower, Singapore 048542.

# Corporate PROFILE

Atlantic Navigation Holdings (Singapore) Limited (the **“Company”** and together with its subsidiaries, the **“Group”**) is listed on the Catalist board of the Singapore Exchange Securities Trading Limited (the **“SGX-ST”**).

Our Group's business activities started in 1997 when Atlantic Maritime Services LLC was incorporated in Dubai, United Arab Emirates (“UAE”) to provide ship repair, fabrication and other marine services to ship owners in the Middle East region. Our Group has since evolved from a ship repair, fabrication and other marine services provider to a ship owner and integrated offshore service provider.

As an integrated offshore service provider, we operate mainly out of our base in UAE, serving primarily customers in the Middle East region. We manage our operations mainly through our subsidiaries, namely Atlantic Maritime Group FZE (based in Hamriyah Free Zone, Sharjah, UAE) and Atlantic Ship Management LLC (based in Abu Dhabi, UAE).

We have two principal operating divisions, namely Marine Logistics Services (“MLS”) and Ship Repair, Fabrication and Other Marine Services (“SRM”), which are vertically integrated to provide a comprehensive solution to our customers.

## MARINE LOGISTICS SERVICES

Our MLS division provides ship chartering, technical and chartering project management, principally for the offshore oil and gas as well as marine construction industries predominantly in the Middle East region.

Our marine logistics services are supported by our owned fleet of 20 vessels (including 1 vessel under Investment in Joint Operation) which comprise of 2 lift-boats (a.k.a. jack-up barges), 1 mid-sized DP2 PSV, 8 various AHTs, 4 maintenance utility vessels, 3 tugboats, 1 crew boat and 1 work utility vessel. Please see page 11 for a brief summary of our fleet and the vessel specifications.

In addition to the vessels from our owned and managed fleet, we also cross-charter vessels from third parties to service contracts which are secured to serve the specific needs of our customers.

In relation to the oil and gas industry, the Group is diversified to provide services supporting across different phases of oil-field life-cycle, i.e. the exploration, construction and development, maintenance, production and post-production of offshore oil and gas.

## SHIP REPAIR, FABRICATION AND OTHER MARINE SERVICES

Our SRM division provides afloat and drydock repair and maintenance services supported by the workshop facilities at our premises at Hamriyah Free Zone with expansion plans afoot into Dubai Maritime City to customers in the shipping industry and for vessels utilised in our MLS division. Our SRM division also provides steel fabrication works for the ship repairs industry including mobile drilling rigs.

## PROJECT WORK

We also work with other service providers in the offshore oil and gas business to bid for projects that leverage off the strengths and core competencies of the partners' businesses. As an illustration, Atlantic Ship Management LLC was involved in a consortium which was awarded a US\$45.2 million project for the purchase and removal of decommissioned offshore and onshore facilities (the “Project”) in April 2017 by a Middle Eastern National Oil Company (“MENOC”), with work execution successfully concluded in first quarter of 2020.

In addition, the Group has successfully completed one project contract in March 2021 involving the chartering of our vessel complemented with substantive project management including managing the outsourcing of services (i.e. operating of Remote Operated Vehicle, survey equipment, gangway) cumulating to a packaged service to an international Engineering Procurement Construction (“EPC”) contractor. The Group will continue to source for opportunities to establish itself as a project manager providing integrated value-added services to generate revenue with potentially higher margins.

## OUR CUSTOMERS

Over the years, our dedicated services have enabled us to establish strong and stable relationships with various leading oil companies, contractors, survey companies, ship owners, ship yards and charterers in the region.

We are a pre-qualified marine support and service provider to various MENOCs and oil majors such as Saudi Aramco, Abu Dhabi National Oil Company (ADNOC), its marine operating companies such as Bunduq Oil Company, Qatar Gas and Qatar Petroleum and independent oil companies such as Masirah Oil, as well as international EPC contractor including J Ray McDermott, Saipem, Subsea 7 and National Petroleum Construction Company (NPCC).

# Chairman's STATEMENT

*Mr Kum Soh Har, Michael,  
Non-Executive  
Non-Independent Chairman*



## DEAR SHAREHOLDERS,

On behalf of the Board of Directors, I present to you the annual report for the financial year ended 31 December ("FY") 2020.

We started the 1H2020 of FY2020 with 6.9% growth in revenue (US\$35.6 million) when compared to 1H2019 (US\$33.3 million). Vessel utilisation achieved was 86.0% in 1H2020 compared to 78.2% in 1H2019. However, after recording a one-off impairment loss on vessels of US\$5.8 million, the Group registered a net loss after tax of US\$2.2 million compared to a net profit after tax of US\$0.4 million in 1H2019.

The progressive global prevalence of COVID-19 infections resulted in lower oil consumption and the price of oil dropped from US\$60 per barrel at the start of the year to as low as US\$30 per barrel at one point in time. With this drop in oil price, the trading environment for the Group became more challenging in the second half of FY2020 ("2H2020") when the contract for our lift-boat, Maintainer I lapsed in 3rd quarter of FY2020. There was also an early termination of 5 vessels which were on long term contracts with a Middle East National Oil Company (MENOC). The Group reported 33.3% decline in revenue in 2H2020 when compared to 2H2019. This resulted in net loss after tax of US\$3.2 million in 2H2020 relative to a net profit of US\$2.0 million in 2H2019.

# Chairman's STATEMENT



Overall, the Group had generated revenue of US\$64.4 million for FY2020, albeit a decline of 15.8% from US\$76.5 million for FY2019 and a net loss after tax of US\$5.5 million (including an impairment loss on vessels of US\$5.8 million) in FY2020 compared to a net profit after tax of US\$2.4 million in FY2019. Vessel utilisation achieved for FY2020 was 80.7%, 1.7 percentage points lower than FY2019. The Group's net cash flows from operating activities was US\$10.3 million for FY2020 compared to US\$5.6 million for FY2019.

During the year, the Group focused on strengthening its cashflow position by pro-actively managing its working capital with customers, suppliers as well as its principal bankers. The Group had succeeded in re-profiling of certain debts in aggregate of approximately of US\$14.1 million of principal repayments originally due in 2H2020 and FY2021 to be re-scheduled, and repayable from FY2022 to FY2025.

At the time of this message, I start to see encouraging signs of increase in offshore oil and gas activities, on the back of a recovery of oil price to US\$70 per barrel. With the progressive vaccination rollout globally, I am hopeful that together with the management and staff, we will be well-placed to ride out the storm in the interim.

On this note, I wish to thank our employees and all ship crew who have continued to demonstrate a high level of competency, dedication and commitment to perform

tirelessly notwithstanding the restrictions placed on our operations and the challenges in the light of the global pandemic.

On behalf of the Board, I would like to express my utmost gratitude to our bankers for their continued trust and support of the Group's financial needs. We are also tremendously grateful to our customers, business partners and suppliers for their steadfast support and confidence in the Group to smoothly execute our contracts and projects, complemented by the stewardship and guidance by our experienced members of board of directors during the year.

Lastly, I thank all shareholders for your patience and continued support to the Group. The Group will continue to work hard to overcome existing and new challenges, to improve and protect operating cash flow and shareholder value in the years ahead.

Yours faithfully,

**Mr Kum Soh Har, Michael**  
*Non-Executive Non-Independent Chairman*

# CEO'S STATEMENT



*Mr Wong Siew Cheong, Bill,  
Executive Director and Chief  
Executive Officer*

## DEAR SHAREHOLDERS,

“ At the time of writing this message, the global COVID-19 pandemic has yet to abate and continues to evolve unpredictably. While most notably vaccination programmes have been progressively rolled out and oil prices hovering at approximately US\$70 per barrel for International Brent Crude, the extent of the impact on our business remains uncertain with the market environment continuing to remain challenging. ”

I would first provide the financial and operational performance for FY2020, and later discuss our focuses and strategies for FY2021.

### FINANCIAL PERFORMANCE

The Group's revenue for the MLS segment for FY2020 decreased by US\$12.6 million or 16.7% compared to FY2019. The decrease in revenue was mainly due to the largely non-deployment of its two lift-boats and lower revenue contribution from cross charter vessels in FY2020 as a result of the current adverse macro-economic environment, including the ongoing COVID-19 pandemic and the competitive environment, partially offset by increase in revenue of its owned offshore support vessel (“OSV”) fleet. The Group's revenue for the SRM segment for FY2020 increased by US\$0.5 million compared to FY2019 mainly due to the higher level of repair works undertaken on third party vessels.

The Group reported gross profit of US\$13.1 million for the MLS segment during FY2020, compared to a gross profit of US\$16.6 million in FY2019. The decrease in gross profit by US\$3.5 million or 21.1% with lower gross profit margin by 1.1 percentage points from 22.0% in FY2019 to 20.9% in FY2020 was mainly due to aggregate losses resulted from non-deployment of the two lift-boats and expenditures incurred while being off-chartered. The decrease in gross profit was partially offset by

the compensation receivable due to early termination of 5 long-term charter contracts, reimbursement of certain charter-hire contractual costs in view of challenging environment due to COVID-19 pandemic, and overall increase in gross profit from its owned OSV fleet.

While the gross profit for the SRM segment remains stable at US\$0.9 million in FY2020 and FY2019, the gross profit margin decreased by 26.3 percentage points from 89.7% to 63.4% mainly due to competitive environment impacting contract pricing and higher proportion of sub-contracting costs for specific segments of work required for contract fulfilment in FY2020.

Other income for FY2020 was mainly due to insurance claim in relation to vessels and write back of old payables. Marketing and distribution expenses in FY2020 decreased by US\$0.3 million or 96.9% as compared to FY2019 due to lower business travel expenses in view of the traveling restrictions during the COVID-19 outbreak period. Administrative expenses for FY2020 increased by US\$2.2 million or 40.5% as compared to FY2019 mainly due to increases in staff and related costs as well as allowances for doubtful debts including US\$1.6 million net due from 51% investment in joint operation in view of the Group's ongoing proceedings involving the joint venture shareholder and its related party respectively.

# CEO'S STATEMENT

Finance costs decreased by US\$1.8 million or 27.7% to US\$4.9 million in FY2020 as compared to US\$6.7 million in FY2019 correspond to the lower amount of bank borrowings compared to the comparative year. Other expenses in FY2020 is nil while that of FY2019 was in relation to loss on disposal of a vessel.

The withholding tax expenses relate to withholding tax on foreign charter income.

The Group recorded a loss before tax of US\$5.5 million in FY2020 compared to profit before tax of US\$2.4 million in FY2019 mainly due to the decrease in gross profit, increase in administrative expenses and impairment losses of 6 vessels, partially offset by decrease in finance costs, other expenses and withholding tax expense.

There is no income tax expense for FY2020 as the Group's significant subsidiaries are incorporated in jurisdictions where such taxes are either exempted or not applicable.

## FINANCIAL POSITION

Non-current assets decreased by US\$13.2 million from US\$169.1 million as at 31 December 2019 to US\$155.9 million as at 31 December 2020. This was mainly due to impairment of certain vessels of US\$5.8 million and depreciation charges of US\$8.7 million, partially offset by dry dock expense capitalised of US\$1.3 million.

Current assets decreased by US\$9.4 million from US\$27.0 million as at 31 December 2019 to US\$17.6 million as at 31 December 2020. This was mainly due to decrease in trade receivables of US\$6.8 million after the repayment of contractual retention, decrease in advances, deposits and other receivables of US\$0.9 million, decrease in inventory of US\$0.3 million, decrease in cash and bank balances of US\$0.9 million and decrease in bank deposits pledged and restricted cash of US\$0.5 million, partially offset by increase in prepayment of US\$0.1 million.

Non-current liabilities reduced by US\$46.3 million from US\$63.2 million as at 31 December 2019 to US\$16.9 million as at 31 December 2020. This was mainly due to decrease in loans and borrowings of US\$49.4 million due to reclassification of bank loans to current liabilities, partially offset by reclassification of amount due to shareholders net of interest waiver of US\$2.7 million to non-current liabilities, and the loss on fair value changes in derivatives of US\$0.3 million.

Current liabilities increased by US\$28.6 million from US\$47.0 million as at 31 December 2019 to US\$75.6 million as at 31 December 2020, mainly due to increase from the reclassification of non-current to current portion of loans and borrowings net of

repayments of US\$39.0 million, increase in other non-financial liabilities of US\$0.3 million, partially offset by decrease in trade payables of US\$6.9 million mainly due to increase in payments to suppliers, decrease in accruals and other payables of US\$0.9 million and reclassification of amount due to shareholders of US\$2.9 million to non-current liabilities.

Net current liabilities increased by US\$38.0 million from US\$20.0 million as at 31 December 2019 to US\$58.0 million as at 31 December 2020, mainly due to increase in current liabilities of US\$28.6 million and decrease in current assets of US\$9.4 million.

## LIQUIDITY AND CAPITAL RESOURCES

Net cash flows generated from operating activities amounted to US\$10.3 million in FY2020. This was mainly due to operating cash flows before changes in working capital of US\$16.2 million, partially offset by negative changes in working capital of US\$1.3 million and interest paid of US\$4.6 million.

Net cash flows used in investing activities of US\$1.4 million in FY2020 was mainly due to dry dock expense of US\$1.3 million, purchase of a vehicle of US\$0.1 million and addition to intangible assets of US\$0.1 million, partially offset by proceeds from disposal of machinery and vehicle of US\$0.1 million.

Net cash flows used in financing activities of US\$10.3 million in FY2020 was mainly due to principal repayment of bank loans of US\$11.0 million, partially offset by proceeds from borrowings of US\$0.1 million and decrease in bank deposit pledged and restricted cash of US\$0.5 million.

## OPERATIONAL REVIEW

As impacted by the ongoing COVID-19 pandemic and the negative effects on oil prices and the resulting volatility, we managed to maintain our fleet utilisation in FY2020 at 80.7% comparable to that of FY2019 of 82.4% but with weaknesses moving into 3Q2020 of 79.5% and 4Q2020 of 71.1%.

Our utilisation in FY2020 was impacted by our liftboats being out of contract since July 2020 for Maintainer I and February 2020 for Delta 22. In December 2020, we were unfortunately impacted by the early termination of 5 vessels (including 2 charter-in vessels) out of the 10-vessel long term contracts with the MENOC. However, the remaining 5 vessels under the long term contracts involving our owned vessels continued to operate at almost full utilisation rates in FY2020. Other vessels in our fleet were mainly either on project or spot to mid-term contracts.

# CEO'S STATEMENT

For FY2020, we are heartened that we continue to consolidate our presence in Qatar and strengthen our market share in Oman with ongoing deepening relationship with the new clients in these geographical markets.

As announced by the Company on 25 April 2017, the Group and its Korean Consortium partner had successfully completed the US\$45.2 million project with a MENOC for the purchase and removal of decommissioned offshore and onshore facilities in March 2020.

## OUTLOOK

While global oil prices have recovered to about US\$70 per barrel for International Brent Crude as the benchmark at the time of writing, these prices can be expected to remain volatile. We expect oil demand to recover as ongoing COVID-19 pandemic abates over time but over-supply in vessels will continue to exert downward pressure on pricing power of owners and the daily charter rates.

The Group will continue to engage in discussions closely with its charterers as well as trade suppliers to sustain the utilisation rates and to better align the collections and payments to sustain operations. We are also closely monitoring the situation of the COVID-19 outbreak and will continue take the all necessary appropriate measures with regard to health and hygiene precautions in compliance with government and regulatory safety promulgations with the aim of minimising the impact on the Group's operations and safeguarding our employees.

In addition, the Group continues to monitor the recent developments in the Gulf region especially with the geopolitical tensions in the region and will take the appropriate steps to minimise the impact to the Group.

## STRATEGIES

With the global challenges and outlook characterised by uncertainties, we will continue to place utmost focus to improve our enhanced level of utilisation which would include ensuring that our existing long term contracts are fulfilled without disruptions.

Having entrenched our presence in Saudi Arabia and UAE with our existing clients, we will continue to interact closely with them to see how we could support them further for current and potential new projects. Concurrently we will seek to explore opportunities to expand our presence in Qatar and Oman leveraging on current contracts and deepening understanding of the demand and supply dynamics in these markets.

From the experience accumulated from the chartering of our vessel complemented with substantive project management involving the operating of Remote Operated Vehicle, survey equipment, gangway etc cumulating to a packaged service to an international EPC contractor, the Group will continue to explore embarking on an asset-light strategy to source for opportunities to establish itself as a reputable project manager providing integrated value-added services to generate revenue with an envisaged higher margins.

## DIVIDENDS AND PAYOUT

No dividend had been declared or recommended for FY2020 in view of the operational and financial requirements of the Group.

## MY EXPRESSION OF GRATITUDE

I would like to express my deepest gratitude to the crew on board our vessels for their professionalism in braving the harsh working conditions and from prolonged periods of separation due to general crew change restrictions. Also, to our onshore colleagues, I thank them all for their dedication and tireless contribution under difficult market environment and its challenges. Again, what we have accomplished in FY2020 would not have been possible without their hard work and team efforts. I look forward to continue working with them to overcome the challenging times ahead.

My special word of appreciation goes to all our business partners and other stakeholders especially our bankers for the re-profiling of certain of our bank loans, clients and suppliers for their steadfast support and trust under these tumultuous times. My team and I continue to look to further develop these relationships in FY2021 and the years ahead.

Finally, I wish to thank the Board of Directors especially the Chairman for their contribution in the stewardship of corporate governance of the Group and the trust in the management and staff. With their invaluable contribution and guidance, we look forward to steer the Group towards brighter days ahead to reward our Shareholders for their unrelenting support.

Yours sincerely,

**Mr Wong Siew Cheong, Bill**  
*Executive Director and CEO*



# Board Of DIRECTORS

## MR KUM SOH HAR, MICHAEL

*Non-Executive Non-Independent Chairman*

Age: 76

Country of principal residence: Singapore

Date of last re-election: 26 April 2019 and due for re-election at the forthcoming AGM to be held on 29 June 2021

Mr Kum was appointed to the Board on 21 December 2018 as the Non-Executive Non-Independent Chairman and a member of the Audit Committee and Remuneration Committee.

Mr Kum has over four decades of hands-on experience in the offshore support vessels ("OSV") market, extending from the Middle East, India, South East Asia and Australia. He commenced his career in Singapore in 1969 working for an Australian OSV company headquartered in Fremantle, Western Australia (with operations in Singapore). He subsequently founded Offshore Equipment Pte Ltd in 1976 to charter OSVs to the oil and gas industry in the Middle East (including Egypt), India, Australia (including the North West Shelf) and South East Asia, which was later renamed Miclyn Offshore Pte Ltd ("Miclyn Offshore"). Miclyn Offshore was later merged with Express Offshore Transport Pte. Ltd. to form Miclyn Express Offshore Pte Ltd ("MEO"), which was listed on the Australian Stock Exchange ("ASX") in 2010. Mr Kum served as Chairman of Miclyn Offshore and MEO, and was responsible for the strategic planning and development of the group's business and was instrumental to the expansion and growth of the group. He retired as Executive Director of MEO post-listing on the ASX. Mr Kum was previously a majority shareholder of ASX-listed Mermaid Marine Australia Limited (which is now known as MMA Offshore Limited) and is currently its substantial minority shareholder.

Since 2009, Mr Kum founded the hotel real estate platform, M&L Hospitality, a leading international hospitality real estate investment platform with hotel properties across Asia Pacific and Europe. He currently serves as Chairman to M&L Hospitality.

Mr Kum obtained a Certificate in Higher Commercial Law and Higher Costing (Cost Accounting) from the London Chamber of Commerce in 1966.

## MS KUM WAN MEI, GWENDOLYN (GAN WANMEI)

*Alternate Director to Mr Kum Soh Har, Michael*

Age: 47

Country of principal residence: Singapore

Ms Kum was appointed as an Alternate Director to Mr Kum Soh Har, Michael on 7 August 2019.

She began her career in the offshore marine sector in 2000 as Marketing Manager at Miclyn Offshore Pte Ltd, which later merged with Express Offshore Pte Ltd to form Miclyn Express Offshore Pte Ltd. During her tenure there, she was responsible for chartering of the company's fleet.

In 2010, she joined Pacc Offshore Services Holdings Ltd, as Assistant General Manager, managing the chartering and operations of 40 vessels within the group's fleet of 120 vessels. In 2016, she was appointed as Divisional Director, overseeing the division and responsible for expanding the business.

She currently sits on the board of directors of Saeed Investment Pte. Ltd, Halom Investments Pte Ltd as well as Koleth Winbuild Pte Ltd, Ran Barge DIS and Ran Barge AS.

Ms Kum attended Monash University in Melbourne, where she graduated with a Bachelor's degree in Business (Marketing).

## MR WONG SIEW CHEONG, BILL

*Executive Director and Chief Executive Officer*

Age: 68

Country of principal residence: United Arab Emirates

Date of last re-election: 25 June 2020

Mr Wong was appointed to the Board on 31 July 2012. He is responsible for the strategic planning and development of the Group's business and spearheading the expansion and growth of the Group. Mr Wong is the founder of the Group and has more than 40 years of experience in the marine chartering and shipbuilding, repair, fabrication and maintenance business. Prior to establishing the Group, Mr Wong served as general manager of Selat Marine Service Co. Ltd. from 1991 to 1996, where he was responsible for the overall marketing, technical management and operations of their offshore vessels. Prior to joining Selat Marine Service Co. Ltd., Mr Wong was the shipyard manager at Marine Engineering Services Co (LLC) in Sharjah, UAE, where he was in charge of running the shipyard's operations and expansion program. Mr Wong had also worked with Qubaiai Int'l Est. Abu Dhabi, and the Keppel Group in Singapore.

Mr Wong graduated with a Bachelor of Mechanical Engineering from the University of Singapore in 1977.

# Board Of DIRECTORS

## MR GWEE LIAN KHENG

### *Lead Independent Director*

Age: 80

Country of principal residence: Singapore

Date of last re-election: 26 April 2019

Mr Gwee was appointed to the Board on 4 March 2019 as the Lead Independent Director, Chairman of the Audit Committee and the Nominating Committee, and a member of the Remuneration Committee.

Mr Gwee was the Group Chief Executive and Executive Director of UOL Group Limited, a listed property and hospitality company. He has served the UOL Group for more than 45 years prior to his retirement on 31 January 2019. Mr Gwee was also the Non-Executive Director of United Industrial Corporation Limited until his resignation on 25 April 2019.

Mr Gwee is an accountant by profession and is a fellow member of the Chartered Institute of Management Accountants (United Kingdom), the Association of Chartered Certified Accountants (United Kingdom) and the Institute of Singapore Chartered Accountants. He graduated with a Bachelor of Accountancy (Honours) from the University of Singapore in 1970.

Mr Gwee received the Asia Pacific Hotelier of the Year Award in 2003 and the Hotel Legends Hall of Fame Award at the 11th Australian New Zealand Pacific Hotel Industry Conference in 2011. He was awarded the Pingat Bakti Masyarakat (PBM) Public Service Medal and the Bintang Bakti Masyarakat (BBM) Public Service Star in 1994 and 2002 respectively.

## MR WONG CHEE MENG, LAWRENCE

### *Independent Director*

Age: 53

Country of principal residence: Singapore

Date of last re-election: 25 June 2020

Mr Wong was appointed to the Board on 15 March 2018. He is the Chairman of the Remuneration Committee and a member of the Audit Committee and the Nominating Committee. He is the Managing Counsel of Bird & Bird ATMD LLP. He is an experienced and established corporate practitioner. He was previously a partner of various reputable law firms and was also a registered professional who headed an approved SGX continuing sponsor.

His areas of practice include corporate and securities laws, capital markets, mergers and acquisitions, corporate restructuring, joint ventures, corporate and commercial contracts, regulatory

compliance and corporate governance advisory and corporate secretarial work. He has led numerous initial public offerings, reverse take-overs, secondary fund raising and cross-border merger and acquisition exercises.

Mr Wong graduated from the National University of Singapore in 1991 with an Honours degree in Law, on a scholarship from the Public Service Commission of Singapore. Subsequently, he has accumulated an extensive working experience in both the public and the private sectors of the legal profession. He is an advocate and solicitor in Singapore and a solicitor in Hong Kong SAR. He has been recognised in leading legal publications such as IFLR 1000, The Legal 500 Asia Pacific for Corporate and M&A and Acquisition International.

Mr Wong was a director of several public listed companies in Singapore and currently sits on the board of directors of Eindex Corporation Limited and International Cement Group Ltd.

## MR SAM CHEE LEONG

### *Independent Director*

Age: 73

Country of principal residence: Singapore

Date of last election: 26 April 2019 and due for re-election at the forthcoming AGM to be held on 29 June 2021

Mr Sam was appointed to the Board on 21 December 2018. He is a member of the Audit Committee and the Nominating Committee.

Mr Sam started his career as a Marine Surveyor with the American Bureau of Shipping ("ABS") on 15 July 1973. He garnered vast experience in various aspects of the shipping and offshore industry over the next 43 years, and retired on 31 December 2016 as Vice President of Service Delivery. Over these four decades, Mr Sam held various management positions in the ABS Pacific Division, including a five-year stint in China as Vice President/Country Manager responsible in the operations, business and financial aspects of ABS.

Mr Sam has a Mechanical Engineering Diploma from the Singapore Polytechnic in 1970 and a Bachelor of Engineering Management from the University of Western Sydney in 1999. He also holds various certificates including a Graduate Certificate Project Management from RMIT.

## Executive OFFICERS

### MR HSU CHONG PIN

*Chief Financial Officer*

Mr Hsu joined the Group in January 2019 as the Chief Financial Officer, and is responsible for overall financial management as well as the administrative management of the Group. Prior to joining the Group, Mr Hsu was the Chief Financial Officer of EMAS Offshore Limited from January 2016 to December 2018, and before that, the Head of Business Development and Investor Relations at Marco Polo Marine Limited from March 2012 to December 2015.

Mr Hsu has more than 20 years of experience in accounting and finance, corporate finance, financial advisory, business development and investor relations across various industries including offshore oil and gas, fund management and property real estate. Mr Hsu completed his Master of Philosophy in Management from the University of Cambridge in 1999 and a Bachelor of Science in Economics and Finance (First Class Honours) from the University of York, UK in 1998.

### MR MOHAMMAD REZA SADEGHI

*Project Director*

Mr Sadeghi is currently the Project Director with responsibilities in the day-to-day operations of the Group's SRM division, as well as in the oversight and execution of special projects. Prior to joining the Group, Mr Sadeghi was a technical operation manager of the AQUA Group in Dubai, and between 1999 and 2001, Mr Sadeghi was a technical operation manager of Irano-Hind Shipping Co., a joint venture between Islamic Republic of Iran Shipping Lines Co ("IRISL") and Shipping Corporation of India. Mr Sadeghi had also held various technical, General Manager, Board Member of Marine Services & Eng Co. (IRISL subsidiary company) and other managerial roles in IRISL, including responsibility for new vessels in IRISL's Guangzhou shipyard from 1985 to 1999.

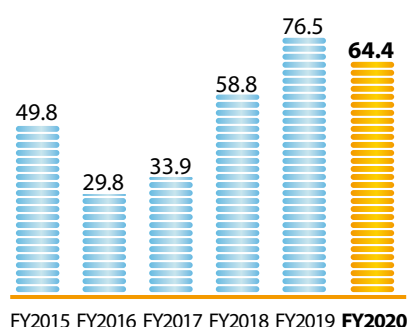
Mr Sadeghi graduated with a Bachelor of Science in Marine Engineering in 1985 from the Marine Engineering College of Calcutta, India, and attained the certificate of competency of Chief Engineer in 1993.



# Group Financial HIGHLIGHTS

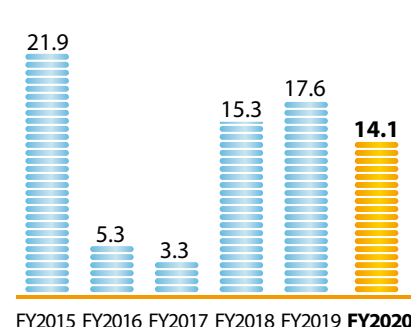
## Group Revenue (US\$ million)

15.8% decrease from US\$76.5 million in FY2019 to US\$64.4 million in FY2020.



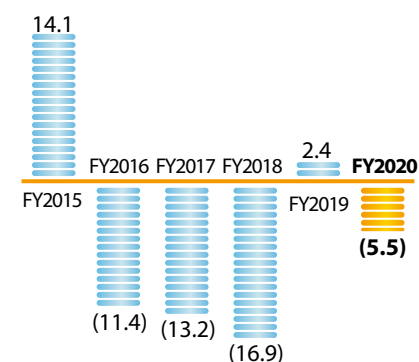
## Group Gross Profit (US\$ million)

19.9% decrease from US\$17.6 million in FY2019 to US\$14.1 million in FY2020.



## Net Profit/(Loss) after Tax (US\$ million)

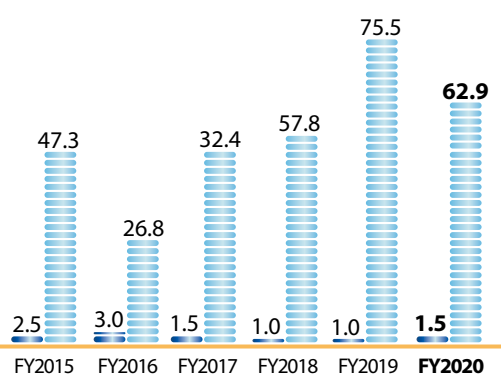
Decrease from a profit of US\$2.4 million in FY2019 to a loss of US\$5.5 million in FY2020. (which includes US\$5.8 million impairment loss on property, vessels and equipment)



## Revenue by Segments (US\$ million)

Revenue for the MLS division decreased by US\$12.6 million or 16.7% in FY2020.

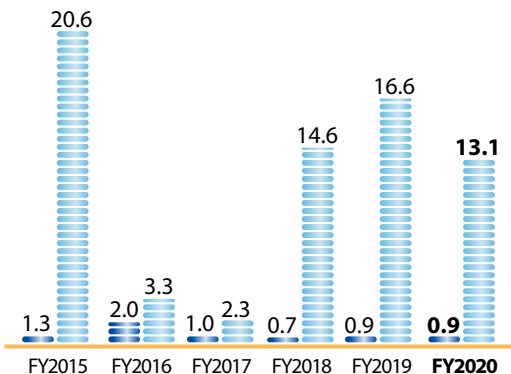
Revenue for the SRM division increased by US\$0.5 million or 44.0% in FY2020.



## Gross Profit by Segments (US\$ million)

Gross profit for the MLS division decreased by US\$3.5 million or 21.1% in FY2020.

Gross profit for the SRM division marginally increased by US\$17,000 or 1.8% in FY2020.



Financial Indicators	FY2015	FY2016	FY2017	FY2018	FY2019	FY2020
Basic Earnings/(Loss) per share (US\$ cents)	5.39	(4.38)	(5.05)	(6.15)	0.46	<b>(1.04)</b>
Diluted Earnings/(Loss) per share (US\$ cents)	5.30	(4.38)	(5.05)	(6.15)	0.46	<b>(1.04)</b>
Net Asset Value per share (US\$ cents)	36.9	32.6	29.0	16.1	16.4	<b>15.5</b>
Return on Total Assets	14.6%	(6.3)%	(7.4)%	(8.4)%	1.2%	<b>(3.1)%</b>
Return on Shareholders' Equity	10.8%	(13.3)%	(17.4)%	(20.1)%	2.8%	<b>(6.7)%</b>
Net Gearing Ratio	23.6%	52.0%	57.3%	57.0%	55.2%	<b>52.4%</b>

# Vessel FLEET LIST

## Young and Diversified Fleet for Different Phases of Offshore Oilfield Development

Average Age\* - Overall

**7.2 Years**

Average Age\* - Excluding the Utility/Supply/Tug vessels

**6.0 Years**

Name of Vessel	Type	Size	Deck Area	Crane Capacity	Year Built / Rebuilt**
<b>Jack-Up Accommodation Barge</b>					
AOS Maintainer I	DP-1 Jack-Up Accommodation Barge	85.1m / 260 men	1200 sqm	Main: 190T Aux: 20T	2015
Delta 22	Jack-Up Barge	46.00m / 92 men	700 sqm	Main: 45T Aux: 5.4T	2013**
<b>Platform Supply Vessel - DP2</b>					
Name of Vessel	BHP	Size	Deck Area	Crane Capacity	Year Built
AOS Neptune	6000	75.00m / 58 men	700 sqm	20T	2015
<b>Recent New-built Vessels</b>					
Name of Vessel	Type	BHP	Size	Crane Capacity	Year Built
AOS Vision	Maintenance Utility Vessel	2600	200 sqm/40 men	20T @ 4m; 30m Boom	2018
AOS Valor	Maintenance Utility Vessel	2600	200 sqm/40 men	20T @ 4m; 30m Boom	2018
AOS Venture	Maintenance Utility Vessel	2600	200 sqm/34 men	20T @ 4m; 30m Boom	2018
AOS Valiant	Maintenance Utility Vessel	2600	200 sqm/34 men	20T @ 4m; 30m Boom	2018
AOS Eagle	Work Utility Vessel	2600	175 sqm/30 men	10T @ 3.1m; 18.3m Boom	2018
AOS Sapphire	Shallow Draft AHTS	4800	360 sqm/26 men	4T @ 9m; 12m Boom	2018
AOS Emerald	Shallow Draft AHTS	4800	360 sqm/26 men	4T @ 9m; 12m Boom	2018
<b>Anchor Handling Tug - Azimuth Stern Drive</b>					
Name of Vessel	BHP	Bollard Pull	Deck Area	Crane Capacity	Year Built
AOS Power	5500	70TBP	150 sqm	3T	2012
<b>Anchor Handling Tug Supply Vessel - DP2</b>					
Name of Vessel	BHP	Bollard Pull	Deck Area	Crane Capacity	Year Built
AOS Victory	6400	80TBP	360 sqm	3T	2014
<b>Anchor Handling Tug Supply Vessel - DP1</b>					
Name of Vessel	BHP	Bollard Pull	Deck Area	Crane Capacity	Year Built
AOS Triumph***	5150	65TBP	350 sqm	3T	2014
AOS Handler	5150	65TBP	350 sqm	NA	2010
AOS Hauler	5150	65TBP	350 sqm	NA	2010
AOS Provider	5150	65TBP	350 sqm	NA	2010
<b>Crew Boat</b>					
Name of Vessel	BHP	Size	Deck Area	Crane Capacity	Year Built
AOS Swift	2 x 2400	27.00m / 35 men	100 sqm	25 knots	2015
<b>Utility/Supply/Tug</b>					
Name of Vessel	Type	BHP	Size	Deck Area	Year Built
AOS Honour	Utility	3500	45.00m / 18men accommodation and seating for 30	216 sqm	2006
AOS Star	Towing Tug	3200	36.00m / 40TBP	100 sqm	2008
AOS Energy	Towing Tug	3200	36.00m / 40TBP	175 sqm	2006

\* Age of fleet estimated as at 31 May 2021

\*\* Year rebuilt, with reference to Delta 22

\*\*\* Under management with 51% ownership under Investment in Joint Operation

## Significant Development MILESTONES

Date	Significant development/Milestones	Description	Reference
Jan-16	The Company secured a convertible loan of US\$13 million for expansion with proceeds used to partially finance the purchase of liftboat, i.e. AOS Maintainer I. The vessel was delivered and started work since September 2016.	The Company had entered into a convertible loan agreement with SCF-VIII, L.P. ("SCF") pursuant to which SCF had extended to the Company a loan of a principal amount of US\$13 million ("SCF Loan"), to partially fund the cash portion for the Company's purchase of a liftboat, i.e. AOS Maintainer I, and related mobilisation costs.	<a href="https://links.sgx.com/FileOpen/ANH_Convertible%20Loan%20Agreement.ashx?App=Announcement&amp;FileID=384878">https://links.sgx.com/FileOpen/ANH_Convertible%20Loan%20Agreement.ashx?App=Announcement&amp;FileID=384878</a>
May-16	The Company secured US\$236 million long-term charters for 10 vessels with a MENOC. Fulfilment of contracts started since July 2016 with progressive deployment of front runner vessels comprising of owned vessels and charter-in vessels.	The Company was awarded long-term charters for 10 vessels with a combined value of approximately US\$236 million by a MENOC. The Group will supply 5 Maintenance/Work/Utility vessels and 5 Anchor-Handling Tug, Supply and Safety Standby vessels, of which 7 will be new builds. The vessels, on a firm five-year charter with a two-year extension option, will support the MENOC's operations in the Arabian Gulf.	<a href="https://links.sgx.com/FileOpen/ANH_Media_Release_Atlantic_Navigation_secures_USD236million_long_term_charters_for_10_vessels.ashx?App=Announcement&amp;FileID=404692">https://links.sgx.com/FileOpen/ANH_Media_Release_Atlantic_Navigation_secures_USD236million_long_term_charters_for_10_vessels.ashx?App=Announcement&amp;FileID=404692</a>
Jun-16	Purchase of and commissioning to build 7 new vessels to support the long-term charters. First delivery of vessel in March 2018 and last of which in December 2018.	The Company signed Shipbuilding Agreements with a shipyard in the People's Republic of China for the supply of 5 Maintenance/Work/Utility vessels and 2 Anchor-Handling Tug, Supply and Safety Standby vessels at a total cost of approximately US\$45 million. The vessels will, upon delivery, be deployed under firm five-year charters to support the operations of a MENOC in the Arabian Gulf.	<a href="https://links.sgx.com/FileOpen/Media_Release_Acquisition_of_7_new_vessels.ashx?App=Announcement&amp;FileID=408372">https://links.sgx.com/FileOpen/Media_Release_Acquisition_of_7_new_vessels.ashx?App=Announcement&amp;FileID=408372</a>
Mar-17	The Company secured US\$44 million charter for its liftboat, i.e. AOS Maintainer I, with a MENOC. Contract started in June 2017 and had since extended until end June 2019.	The vessel, on a firm one-year charter with two one-year extension options, will support the MENOC's operations in the Arabian Gulf.	<a href="https://links.sgx.com/FileOpen/ANHSL_Announcement_Maintainer_I.ashx?App=Announcement&amp;FileID=443163">https://links.sgx.com/FileOpen/ANHSL_Announcement_Maintainer_I.ashx?App=Announcement&amp;FileID=443163</a>
Apr-17	The Company received support from one of its principal bankers with the revision of repayment and extension of tenure of term loan revolving credit facilities of US\$46 million until April 2023.	On 11 April 2017, the Company executed agreements to revise the repayment and to extend the tenure of term loans and revolving credit facilities of US\$46 million with Maybank Singapore (the "Loan Facilities"). The Loan Facilities has been extended to an average of 8 years from an average of 4 years previously. The Group's loan principal repayment will be reduced by an aggregate of US\$9 million over the next 3 years.	<a href="https://links.sgx.com/FileOpen/ANHSL_Announcement_Refinancing.ashx?App=Announcement&amp;FileID=451549">https://links.sgx.com/FileOpen/ANHSL_Announcement_Refinancing.ashx?App=Announcement&amp;FileID=451549</a>
Apr-17	The Group and its Korean Consortium partner secured a US\$45.2 million project with a MENOC for the purchase and removal of decommissioned offshore and onshore facilities. Physical aspect of the work execution has concluded and closure of the project is expected to be fully completed by end April 2019.	The Company's subsidiary, Atlantic Ship Management LLC ("ASM"), and Oceanus Co. Ltd. Korea c/o Oceanus Co. Ltd. Abu Dhabi formed a consortium in which ASM had a 49% interest and had on 19 April 2017 been awarded a US\$45.2 million project for the purchase and removal of decommissioned offshore and onshore facilities by a MENOC. ASM's interest in the consortium was subsequently reduced to 40% with the introduction of an additional partner in March 2018.	<a href="https://links.sgx.com/FileOpen/ANHSL_Announcement_Arzanah.ashx?App=Announcement&amp;FileID=449871">https://links.sgx.com/FileOpen/ANHSL_Announcement_Arzanah.ashx?App=Announcement&amp;FileID=449871</a>
Mar-18	The Group secured US\$8.5 million loan from its Middle East partner which is payable over 5 years to partially finance the cash portion and mobilisation cost due for the 5 out of the 7 new vessels.	The Company's wholly-owned subsidiary, Atlantic Maritime Group FZE ("AMG"), had on 28 March 2018 entered into a loan agreement with Mr. Mubarak Abdullah Al-Suwaiket ("Middle East partner"), for the grant of a loan of a principal amount of US\$8.5 million by the Middle East partner to AMG, maturing 365 days after the date of receipt by AMG of the loan amount. AMG had undertaken to repay the	<a href="https://links.sgx.com/FileOpen/ANH%20Announcement.ashx?App=Announcement&amp;FileID=495279">https://links.sgx.com/FileOpen/ANH%20Announcement.ashx?App=Announcement&amp;FileID=495279</a>

## Significant Development MILESTONES

Date	Significant development/Milestones	Description	Reference
		loan and the financial charges to the Middle East partner within 5 years commencing on the date on which the loan is received by AMG in 5 instalments.	
Apr-18	AMG obtained a 7-year commodity term loan facility of up to US\$29.8 million from its United Arab Emirates banker to finance the acquisition of the 7 new vessels.	AMG had on 3 April 2018 executed a 7-year Term Loan Facility of up to US\$29.8 million (the "Facility") from its United Arab Emirates banker. The Facility will be utilised to finance the acquisition of 7 new vessels. The Company had drawn down US\$20.4 million of the loan from the Facility to pay for the first batch of 5 out of 7 new vessels.	<a href="https://links.sgx.com/FileOpen/Announcement%20-%20Term%20Loan%20Facility%20-%20Final.ashx?App=Announcement&amp;FileID=496441">https://links.sgx.com/FileOpen/Announcement%20-%20Term%20Loan%20Facility%20-%20Final.ashx?App=Announcement&amp;FileID=496441</a>
Jul-18	Proposed subscription of 262,918,394 new ordinary shares in the share capital of the Company ("Subscription Shares") by Saeed Investment Pte. Ltd. ("Saeed Investment") to raise US\$26 million, for majority 50.2% stake in the enlarged share capital of the Company.	On 15 July 2018, the Company had entered into a conditional share subscription agreement with Saeed Investment ("Subscription Agreement") pursuant to which the Company has agreed to issue and allot an aggregate of 262,918,394 Subscription Shares to the Saeed Investment, and Saeed Investment has agreed to subscribe for the Subscription Shares, at the subscription price of US\$0.09889 per Subscription Share, for an aggregate amount of US\$26 million.	<a href="https://links.sgx.com/FileOpen/ANH%20Announcement%20-%20Subscription%20Agreement%20-%20final.ashx?App=Announcement&amp;FileID=516356">https://links.sgx.com/FileOpen/ANH%20Announcement%20-%20Subscription%20Agreement%20-%20final.ashx?App=Announcement&amp;FileID=516356</a>
Oct-18	Delivery of the remaining 2 out of 7 new vessels to support the long-term charter contracts with a MENOC. Remaining firm contract duration for the full 10-vessel marine spread is expected to least until end August 2022.	On 18 October 2018, the Company drawn down on the balance of US\$9.4 million of the Facility to pay for the remaining 2 out of 7 new vessels. The Group has taken the delivery of these 2 vessels for mobilisation to the Middle East to support the long-term contracts with the MENOC.	<a href="https://links.sgx.com/FileOpen/ANHSL%20Announcement%20NBF%20Loan%20Drawdown%20-%20Final.ashx?App=Announcement&amp;FileID=530817">https://links.sgx.com/FileOpen/ANHSL%20Announcement%20NBF%20Loan%20Drawdown%20-%20Final.ashx?App=Announcement&amp;FileID=530817</a>
Dec-18	Completion of proposed subscription of Subscription Shares by Saeed Investment, which is controlled and helmed by Mr Kum Soh Har, Michael.	On 11 December 2018, 262,918,394 Subscription Shares were allotted and issued to Saeed Investment in accordance with the Subscription Agreement. The Company's total issued and paid-up share capital has increased from 260,593,750 shares to 523,512,144 shares.	<a href="https://links.sgx.com/FileOpen/ANH%20Announcement%206%20-%20Completion.ashx?App=Announcement&amp;FileID=537063">https://links.sgx.com/FileOpen/ANH%20Announcement%206%20-%20Completion.ashx?App=Announcement&amp;FileID=537063</a>
Dec-18	Repayment of outstanding principal and interests of the SCF Loan funded by the new cash-for-equity injection by Saeed Investment.	The Company has, in accordance with the terms of the Subscription Agreement, utilised part of the subscription proceeds amounting to US\$17.2 million to fully repay the outstanding principal and interests accrued and accruing up to and including 3 January 2019 for the SCF Loan.	<a href="https://links.sgx.com/FileOpen/ANH%20-%20Announcement%20-%20Repayment%20of%20SCF.ashx?App=Announcement&amp;FileID=537951">https://links.sgx.com/FileOpen/ANH%20-%20Announcement%20-%20Repayment%20of%20SCF.ashx?App=Announcement&amp;FileID=537951</a>
Dec-18	Appointment of Mr Kum Soh Har, Michael as the Non-Executive Non-Independent Chairman, with Mr Wong Siew Cheong being re-designated as Executive Director and Chief Executive Officer, along with other Board appointments and resignations.	Completion of renewal of members of Board of Directors as well as strengthening of Management team to meet the challenges of the future.	<a href="https://links.sgx.com/1.0.0/corporate-announcements/50HH16YLF16B45F4/b73f917af8d768ffc2683a6f83fd80082c2f355501ccf20c70989dadaa0687e5">https://links.sgx.com/1.0.0/corporate-announcements/50HH16YLF16B45F4/b73f917af8d768ffc2683a6f83fd80082c2f355501ccf20c70989dadaa0687e5</a>
Mar-19	Completion of changes to members of the Board of Directors and the Board Committees culminating with the appointment of Mr Gwee Lian Kheng as Lead Independent Director in March 2019.		<a href="https://links.sgx.com/FileOpen/ANH%20-%20Announcement%20-%20Board%20composition%20-%20final.ashx?App=Announcement&amp;FileID=545991">https://links.sgx.com/FileOpen/ANH%20-%20Announcement%20-%20Board%20composition%20-%20final.ashx?App=Announcement&amp;FileID=545991</a>

## Significant Development MILESTONES

Date	Significant development/Milestones	Description	Reference
May-19	The Group announced the extension of contract for lift-boat i.e. AOS Maintainer I for one more year with a MENOC for a contract which started since June 2017.	On 23 May 2019, the Group announced the extension of contract for lift-boat AOS Maintainer I for second year with the daily charter rates and other conditions remaining unchanged. It also announced that the other lift-boat, i.e. Delta 22, had secured a 6-month firm with 2-month extension option contract with same repeat customer which started on 1 May 2019.	<a href="https://links.sgx.com/FileOpen/ANH%20-%20Annct%20-%20Extension%20of%20Maintainer%20I%20and%20Delta%2022%20contracts.ashx?App=Announcement&amp;FileID=560624">https://links.sgx.com/FileOpen/ANH%20-%20Annct%20-%20Extension%20of%20Maintainer%20I%20and%20Delta%2022%20contracts.ashx?App=Announcement&amp;FileID=560624</a>
Jun-19	The Group announced the disposal of 15% minority interest in Bravo Shipping and Trading Co. Ltd ("Bravo") which is an investment in joint operation.	On 27 June 2019, the Group disposed of its interest in Bravo which is the owner of vessel ES Thunder for a total cash consideration of about US\$1.15 million including an ascribed value of US\$6.0 million for the vessel. Apart from FY2015, Bravo has been loss-making (including depreciation) and generating limited cash flow on a declining basis.	<a href="https://links.sgx.com/FileOpen/ANH%20-%20Final%20Announcement%20-%20Disposal%20of%20minority%20interest%20in%20BRAVO%20-%20280619.ashx?App=Announcement&amp;FileID=565331">https://links.sgx.com/FileOpen/ANH%20-%20Final%20Announcement%20-%20Disposal%20of%20minority%20interest%20in%20BRAVO%20-%20280619.ashx?App=Announcement&amp;FileID=565331</a>
Jul-19	Resumption of trading of the Company's shares on the SGX Catalist with the restoration of free float of more than 10%.	With the restoration of free float, the Company's shares resumed trading on 5 July 2019 which were suspended since December 2018. The loss of free float was due to the cash-for-equity injection by Saeed Investment to bolster the balance sheet of the Group.	<a href="https://links.sgx.com/FileOpen/ANH%20-%20Annct%20-%20Restoration%20and%20resumption%20of%20trading%20040719.ashx?App=Announcement&amp;FileID=567038">https://links.sgx.com/FileOpen/ANH%20-%20Annct%20-%20Restoration%20and%20resumption%20of%20trading%20040719.ashx?App=Announcement&amp;FileID=567038</a>
Feb-20	The Group announced its financial results for FY2019 with improvement in profits.	The Group reported its unaudited FY2019 financial results on 28 February 2020 with improvement in profit for the year of US\$2.4 million, with adjusted EBITDA generated at US\$19.8 million in FY2019 compared to US\$16.3 million in FY2018, or an increase of more than 20%.	<a href="https://links.sgx.com/FileOpen/Financial%20Results%20Announcement%20FY2019%20Final.ashx?App=Announcement&amp;FileID=598689">https://links.sgx.com/FileOpen/Financial%20Results%20Announcement%20FY2019%20Final.ashx?App=Announcement&amp;FileID=598689</a>
Jul-20	Following the commencement of the arbitration by claimant with regard to the rescission of a liftboat vessel contract by the Group as announced in September 2018, the Group announced that it had entered into settlement agreement with the claimant.	On 7 July 2020, the arbitration notices had hence been withdrawn by the claimant with the Group has agreed to pay the claimant and the claimant has agreed to accept a total sum of US\$500,000 as full and final settlement in five (5) equal monthly installments, starting from July 2020 which had since been fully repaid.	<a href="https://links.sgx.com/1.0.0/corporate-announcements/1NNSSSX1FYRO1TPA/8015e29d27f62261b14fa8601165e0bc92f9e73683bff9bd066afbecc70521fc">https://links.sgx.com/1.0.0/corporate-announcements/1NNSSSX1FYRO1TPA/8015e29d27f62261b14fa8601165e0bc92f9e73683bff9bd066afbecc70521fc</a>
Mar-21	The Group announced its financial results for FY2020 with lower revenue and net loss for the year adversely impacted by the ongoing COVID-19 pandemic.	As announced on 31 March 2021, notwithstanding loss for the year of US\$5.5 million (including impairment loss of US\$5.8 million), the Group continue to generate positive EBITDA of US\$13.9 million as well as positive net cash flows from operating activities of US\$10.3 million.	<a href="https://links.sgx.com/1.0.0/corporate-announcements/SZRG2MINCEMW6KBK/af9db0c96b02758f82b9000eb827a161a5871445ad67a7941392a5b611603552">https://links.sgx.com/1.0.0/corporate-announcements/SZRG2MINCEMW6KBK/af9db0c96b02758f82b9000eb827a161a5871445ad67a7941392a5b611603552</a>
Jun-21	The Group had by end May 2021 completed the re-profiling of the secured loan obligations with both of its principal bankers.	In summary, the re-profiling would result in US\$14.1 million in aggregate of principal repayments originally due in 2H2020 and FY2021 to be re-scheduled, and repayable from FY2022 to FY2025.	<a href="https://links.sgx.com/FileOpen/ANH%20-%20Announcement%20-%20Approval%20from%20SGX-ST%20for%20EOT%20to%20release%20Q12021%20Results%20and%20AGM%20030621.ashx?App=Announcement&amp;FileID=670085">https://links.sgx.com/FileOpen/ANH%20-%20Announcement%20-%20Approval%20from%20SGX-ST%20for%20EOT%20to%20release%20Q12021%20Results%20and%20AGM%20030621.ashx?App=Announcement&amp;FileID=670085</a>



# HSE DESCRIPTION

## HEALTH, SAFETY AND ENVIRONMENT (“HSE”)

The Group believes that the safe operation of vessels, safety of its employees (including contractors and all persons working under its control), together with the public, as well as the protection of the environment, are of paramount importance and the overriding responsibilities and considerations in carrying out its diverse marine operations.

The Group maintains strict quality control programs to monitor and control its operational risks. It is a priority that we remain focused on increasing HSE awareness amongst our employees and crew, and on upholding our core values in our daily operational activities. Structured safety meetings are held and safety trainings were regularly organised for them throughout the year.

The Stop Work policy of the Group provides the authority with all due responsibilities to all designated employees or contractors to stop an activity if, in his/her opinion or judgment, the activity is deemed to be an unsafe or risky behavior.

As an established reputable ship manager, Atlantic Maritime Group FZE (“AMG FZE”) has successfully implemented

and maintained an integrated management system in compliance with the latest ISO standards in Quality, Safety and Environment. AMG FZE follows a risk based approach and proactive method of implementing control measures or taking preventive actions to achieve its goal of zero accident.

During the year 2020, there were no major accidents or incidents reported from fleet under management, where similar to 2019, with zero LTI (i.e. lost time injuries) out of almost 3.34 million total man-hours worked. In addition, there were also no major environmental incidents, oil spills, property damages which occurred during our marine operations. As a result, AMG FZE had received letters of commendation and appreciation from charterers for the utilisation and operations of various vessels upon completion of the charters or projects.

The health and safety of the employees and crew are always of utmost importance to the Group. In view of the ongoing global COVID-19 pandemic, the Group keeps abreast of the latest developments and best practices to adhere to regulations and promulgations of the various governments where it operates as well as maritime regulatory bodies with the implementation of necessary precautionary measures with timely updates via HSE fleet notices and circulars to ensure that the various work environments both onshore and offshore onboard vessels remain safe and secure for its crew and employees.



# Group STRUCTURE



**Investment Holding Company  
(Singapore)**

100%

Investment Holding Company (BVI)  
**Atlantic Navigation Holdings Inc.**

100%

Ship Owners (BVI)  
**Atlantic Oceana Inc.**  
**Atlantic Offshore Inc.**  
**Atlantic Offshore Services Inc.**  
**Atlantic Navigation Limited**  
**Bimar Offshore Inc.**  
**Crossworld Marine Services Inc.**  
**Lift-Offshore Inc.**  
**Oasis Marine Inc.**  
**Pacific International Offshore Inc.**

100%

Ship Chartering, Ship Repair, Maintenance and Fabrication (UAE)  
**Atlantic Maritime Group FZE**

100%

Investment Holding Company (BVI)  
**Atnav Holdings Inc.**

51% #2

Ship Owner (BVI)  
**Atlantic Venture Inc.**

100%

Ship Owners (BVI)  
**ATNAV Inc.**  
**ATNAV International Inc.**  
**ATNAV Marine Inc.**  
**ATNAV Maritime Inc.**  
**ATNAV Nautical Inc.**  
**ATNAV Oceanic Inc.**  
**ATNAV Offshore Inc.**

49% #1

Ship Management (UAE)  
**Atlantic Ship Management LLC**

90%

Ship Brokerage Services (Ghana)  
**Atlantic Maritime Ghana Private Limited**

#1 This represents the legal interests of the Group in Atlantic Ship Management LLC. The Directors consider Atlantic Ship Management LLC a subsidiary of the Group as the Group has control over the financial and operating policies and activities of this entity.

#2 The Group has 51% interest as investment in joint operation. The Group accounts for the assets, liabilities, revenues and expenses relating to its interest in joint operation in accordance with the accounting policies applicable to the particular assets, liabilities, revenues and expenses.

## Corporate GOVERNANCE REPORT

The board of directors (the “**Board**” or the “**Directors**”) of Atlantic Navigation Holdings (Singapore) Limited (“**Atlantic**” or the “**Company**”) is committed to maintaining a high standard of corporate governance within the Company and its subsidiaries (collectively, the “**Group**”) to safeguard the interests of shareholders and to enhance corporate value and accountability. The Company will continue to enhance its corporate governance practices appropriate to the conduct and growth of its business and to review such practices from time to time to ensure compliance with the latest guidelines, rules and regulations.

The Listing Manual – Section B: Rules of Catalist (“**Catalist Rules**”) of the Singapore Exchange Securities Trading Limited (“**SGX-ST**”) requires an issuer to describe its corporate governance practices with specific reference to the principles and the provisions of the Code of Corporate Governance 2018 which was revised on 6 August 2018 (“**2018 Code**”) in its annual report, as well as disclose any deviation from any provision of the 2018 Code and explain how the practices it had adopted are consistent with the intent of the relevant principle.

This report describes the Company’s corporate governance practices with reference to both the principles and provisions set out in the 2018 Code. The Board confirms that, for the financial year ended 31 December 2020 (“**FY2020**”), the Company has adhered to the principles of the 2018 Code as well as the Catalist Rules, where appropriate, and has generally adhered to the provisions set out in the 2018 Code. Where there are deviations from any provision of the 2018 Code, appropriate disclosures and explanations are provided in accordance to the requirements of the Catalist Rules.

### A. BOARD MATTERS

#### The Board’s Conduct of its Affairs

**Principle 1: The company is headed by an effective Board which is collectively responsible and works with Management for the long-term success of the company.**

The primary role of the Board is to lead and control the Company’s operations and affairs and to protect and enhance long-term shareholders’ value. The Board establishes the corporate strategic objectives of the Group and oversees the performance of the management of the Group (the “**Management**”). The Board also ensures that the necessary financial and human resources are in place for the Company to meet its objectives.

The principal functions of the Board are:

- reviewing the financial results of the Group, evaluating the adequacy and integrity of the Group’s internal controls and external audit;
- reviewing the performance of the Management and the remuneration packages for the Board and key management personnel;
- identifying principal risks of the Group’s business, ensuring that such risks are assessed and managed, including safeguarding of shareholders’ interests and the Company’s assets;
- monitoring major investments, divestments, acquisition and disposal of assets;
- determining the Group’s values and standards including ethical standards;
- considering sustainability issues including environmental and social factors in the formulation of Group’s strategies; and
- assuming responsibility for corporate governance.

All Directors have objectively discharged their duties and responsibilities at all times as fiduciaries in the interests of the Company.

## Corporate GOVERNANCE REPORT

The Group has adopted internal guidelines for the Management, setting forth matters that require the Board's approval. Matters which are reserved for the Board's decision, include, *inter alia*:

- approving the remuneration packages for the Board and key management personnel;
- approving corporate strategies;
- approving major funding proposals; and
- approving major investments, divestments, acquisition and disposal of assets.

The Company has an established Code of Conduct which are updated accordingly that sets out the principles of business ethics and conduct for the Group and covers significant areas including appropriate business conduct and ethics, safeguarding of confidentiality information and prohibition on insider trading, anti-bribery, corruption and fraud measures, and conflicts of interest and non-competition. All employees of the Group are to uphold these principles and conduct themselves with high standards of integrity that are in compliance with laws and regulations of the jurisdictions in which it operates.

All Directors exercise due diligence and independent judgement, and are obliged to act in good faith and consider at all times, the interests of the Company. When an actual, potential and perceived conflict of interest arises, the concerned Director must disclose such interest, recuse himself or herself from discussions and decisions involving the matter and abstain from voting on resolutions regarding the matter.

To assist in the efficient and effective discharge of its duties and responsibilities, the Board has established the board committees, namely, Audit Committee ("**AC**"), Remuneration Committee ("**RC**") and Nominating Committee ("**NC**") (collectively, the "**Board Committees**"). The Board Committees operate within clearly defined terms of reference which sets out the authority and duties, and operating procedures, which are reviewed on a regular basis. The Board acknowledges that while the Board Committees have the authority to examine particular issues and report back to the Board with their decisions and recommendations, the ultimate responsibility on all matters lies with the Board.

The Board conducts regular scheduled meetings at least four (4) times a year to review, *inter alia*, the strategic policies of the Group, significant business transactions, performance of the business and approve the release of the quarterly and year-end financial results when required, ad-hoc Board and Board Committees meetings are also held to address significant transactions or issues that may arise. The Company's Constitution allows meetings to be conducted by way of teleconference and videoconference.

The Board has independent and separate access to the Management at all times in carrying out its duties. The Management provides the Board with adequate and timely information including Board papers and related materials, and updates on initiatives and developments for the Group's business whenever possible.

For subjects that require the Board's decision, relevant members of the Management are invited to brief the Directors at the Board and Board Committee meetings. Periodic financial reports, budgets, forecasts, and other relevant reports and disclosure documents are provided to the Board, where appropriate, prior to the Board meeting. In respect of budgets, any material variance between the projections and actual results will be explained.

Directors have separate and independent access to the Company Secretary. The Company Secretary or his/her representatives attend all Board meetings and Board Committees meetings to ensure that Board procedures are followed and that applicable rules and regulations, and all governance matters are complied with. The appointment and removal of the Company Secretary is a matter for the Board as a whole. The Board may, either individually or as a group, seek independent professional advice in furtherance of his/her duties, if necessary, at the Company's expense.

## Corporate GOVERNANCE REPORT

Details of Board and Board Committees meetings as well as shareholders' general meeting held during FY2020 and members' attendance are summarised in the table below:

Meetings	Annual General Meeting for FY2019	Board	Board Committees		
			Audit	Nominating	Remuneration
<b>Total held in FY2020</b>	<b>1</b>	<b>5</b>	<b>5</b>	<b>1</b>	<b>2</b>
<b>Number of meetings attended</b>					
Mr Kum Soh Har, Michael ("Mr Kum")	1	5	5	1 <sup>#</sup>	2
Ms Kum Wan Mei, Gwendolyn (Gan Wanmei) (Alternate Director to Mr Kum)	1 <sup>#</sup>	5 <sup>#</sup>	5 <sup>#</sup>	1 <sup>#</sup>	2 <sup>#</sup>
Mr Wong Siew Cheong	1	5	4 <sup>#</sup>	1 <sup>#</sup>	1 <sup>#</sup>
Mr Gwee Lian Kheng	1	5	5	1	2
Mr Wong Chee Meng, Lawrence	1	5	5	1	2
Mr Sam Chee Leong	1	5	5	1	2 <sup>#</sup>

<sup>#</sup>By invitation

The Company has and intends to continue to organise orientation programmes for current and new Directors (if and when required or when appointed) to familiarise them with the Group's operations and business issues as well as the relevant regulations and governance requirements.

Upon appointment of each Director, the Company will provide a formal letter to the Director, setting out the Director's duties and obligations. Newly appointed Directors will be provided with background information on the Group's history, business operations and policies. For new appointed Directors who do not have prior experience as a director of a public listed company in Singapore, pursuant to the amended Rule 406(3)(a) of the Catalist Rules, which was consistent with the 2018 Code, the Company will arrange for the SGX-ST's prescribed training courses ("**Mandatory Training**") organised by the Singapore Institute of Directors ("**SID**") on the roles and responsibilities of a director of a listed company, or other training institutions in areas such as management, accounting, legal and industry-specific knowledge, where appropriate, in connection with their duties.

Ms Kum Wan Mei, Gwendolyn (Gan Wanmei) was appointed as the Alternate Director to Mr Kum Soh Har, Michael on 7 August 2019 and does not have prior experience as a director of a company listed on the SGX-ST. Ms Kum Wan Mei, Gwendolyn (Gan Wanmei) has completed all relevant training modules conducted by SID under the Mandatory Training in 2020.

Directors are kept informed on the relevant new laws, regulations, code of corporate governance, financial reporting standards and changing commercial risks, from time to time. Where appropriate, the Company will also fund the Directors' attendance at any training programme. During the period under review, Directors are provided with briefings and updates on (i) the developments in financial reporting and governance standards by the external auditors, Ernst & Young LLP; (ii) the changes in the Catalist Rules by the Continuing Sponsor, SAC Capital Private Limited; and (iii) on changes in the relevant laws and regulations pertaining to the Group's business and changing commercial risks and business conditions of the Group by the Management during the Board Committees meetings.

## Corporate GOVERNANCE REPORT

### Board Composition and Guidance

#### **Principle 2: The Board has an appropriate level of independence and diversity of thought and background in its composition to enable it to make decisions in the best interests of the company.**

As at the date of this report, the Board consists of five (5) Directors and an Alternate Director, three (3) of whom are independent:

Mr Kum Soh Har, Michael	Non-Executive Non-Independent Chairman
Ms Kum Wan Mei, Gwendolyn (Gan Wanmei)	Alternate Director to Mr Kum Soh Har, Michael
Mr Wong Siew Cheong	Executive Director and Chief Executive Officer (“CEO”)
Mr Gwee Lian Kheng	Lead Independent Director
Mr Wong Chee Meng, Lawrence	Independent Director
Mr Sam Chee Leong	Independent Director

The NC reviews the independence of Directors on an annual basis. Each Independent Director is required annually to complete a checklist to confirm his independence. In its deliberation as to the independence of a Director, the NC took into account examples of relationships as set out in the 2018 Code, considered whether a Director had business relationships with the Group, its related corporations, its substantial shareholders or its officers, and if so, whether such relationships could interfere, or be reasonably perceived to interfere, with the exercise of the Director’s independent judgement with a view to the best interests of the Group.

In accordance to the 2018 Code and the Catalist Rules, the assessment of the independence of the Directors, specific tests of Directors’ independence have been hardcoded into the Catalist Rules to clarify that these circumstances which deemed Directors not to be independent should be applied without any exceptions. Under Rules 406(3)(d)(i) and 406(3)(d)(ii) of the Catalist Rules, it stipulates that a Director will not be considered as independent if he is employed or has been employed by the issuer or any of its related corporations in the current or any of the past three financial years; or if he has an immediate family member who is employed or has been employed by the issuer or any of its related corporation in the current or any of the past three financial years, and whose remuneration is or was determined by the remuneration committee of the issuer. In this regard, the Independent Directors have confirmed that they and their respective associates do not have any employment relationships with the Company or any of its related corporations in the current or any of the past three financial years.

After taking into account the views of the NC, the Board is satisfied that each Independent Director is independent in character and judgement and that there are no relationships or circumstances which are likely to affect, or could affect, the Independent Director’s judgement. The Board is of the view that there is a good balance between the Executive and Non-Executive Directors, and a strong and independent element on the Board.

Mr Kum Soh Har, Michael is the Non-Executive Non-Independent Chairman of the Company. In view of the fact that the Chairman is not an Independent Director, with the Board comprising five (5) Directors, three (3) of whom are independent, the composition of the Board complies with the recommendation under the 2018 Code that Independent Directors make up a majority of the Board.

None of the Independent Directors has served on the Board beyond nine (9) years from the date of his first appointment.

The composition of the Board and its Board Committees are reviewed on an annual basis by the NC to ensure that the Board has the appropriate mix of expertise, skills, knowledge, experience and gender diversity to enable the Management to benefit from a diverse perspective of issues that are brought before the Board, and collectively possesses the necessary core competence in legal, business, investment, and accounting matters and industry knowledge for informed decision-making and effective functioning.

## Corporate GOVERNANCE REPORT

The Board, taking into account the scope and nature of the operations of the Group, the requirements of the business and the need to avoid undue disruptions from changes to the composition of the Board and its Board Committees, is of the view that its current size of five (5) Directors and the composition of the Board and its Board Committees are appropriate to meet the Company's objectives and facilitates effective decision making.

The Non-Executive Directors (including Independent Directors) will constructively challenge and assist in the development of proposals on strategy, and assist the Board in reviewing the performance of the Management in meeting agreed goals and objectives, and in monitoring the reporting of performance. When necessary, the Non-Executive Directors will have discussions/meetings amongst themselves without the presence of the Management.

### Chairman and Chief Executive Officer

**Principle 3: There is a clear division of responsibilities between the leadership of the Board and Management, and no one individual has unfettered powers of decision-making.**

Mr Kum Soh Har, Michael is currently the Non-Executive Non-Independent Chairman. The Chairman takes a leading role in the Company's drive to achieve and maintain high standards of corporate governance with the full support of the Board and the Company Secretary.

The Chairman, with the assistance of the Company Secretary, schedules and prepares the meeting agenda to enable the Board to discharge its duties responsibly having regard to the Group's operations. The Chairman leads all Board meetings and ensures that Board members receive complete, accurate and timely information to enable them to have full cognisance of the affairs of the Group, and ensuring sufficient allocation of time for thorough discussion of each agenda item (in particular strategic issues). He also promotes a culture of openness and solicits contributions from the Board members to facilitate constructive discussions.

Mr Wong Siew Cheong is the Group's CEO who has full executive responsibility over the business direction and operational decisions on the day-to-day operations and management of the Company. Mr Wong is the founder of the Group and plays a key role in developing the Group's business. Through the Group's performance in these few years, Mr Wong has demonstrated his vision, strong leadership and passion in the Group's business.

The Chairman and CEO are not related.

The Board is of the view that there are sufficient safeguards and checks to ensure that the process of decision-making by the Board is independent and based on collective decisions without any individual exercising any considerable concentration of power or influence. Three (3) out of five (5) of the Board members are Independent Directors and all the Board Committees are chaired by the Independent Directors. In addition, in view that the Non-Executive Chairman is not an Independent Director, the Company has appointed Mr Gwee Lian Kheng as the Lead Independent Director and he is available to shareholders where they have concerns and for which contact through the normal channels of the Non-Executive Non-Independent Chairman, the CEO or the Chief Financial Officer has failed to resolve or is inappropriate. As such, the Board believes that there is a good balance of power and authority within the Board and no individual or small group can dominate the Board's decision-making process.

The Independent Directors led by the Lead Independent Director, discuss and/or meet amongst themselves without the presence of the other Directors where necessary. The Lead Independent Director will also provide feedback to the Non-Executive Non-Independent Chairman after such discussions/meetings.

## Corporate GOVERNANCE REPORT

### Board Membership

#### **Principle 4: The Board has a formal and transparent process for the appointment and re-appointment of directors, taking into account the need for progressive renewal of the Board.**

As at the date of this report, the NC comprises three (3) members, all of whom, including the Chairman, are Independent Directors. The members of the NC are:

Mr Gwee Lian Kheng	(Lead Independent Director)	Chairman
Mr Wong Chee Meng, Lawrence	(Independent Director)	Member
Mr Sam Chee Leong	(Independent Director)	Member

The NC is governed by its written terms of reference. The principal functions of the NC are:

- (a) to make recommendations to the Board on the appointment of new Executive and Non-Executive Directors, including making recommendations on the composition of the Board and the balance between Executive and Non-Executive Directors appointed to the Board;
- (b) to review, assess and recommend nominee(s) or candidate(s) for appointment or election to the Board, having regard to his/her qualifications, competency, other principle commitments and whether or not he/she is independent and in the case of a re-nomination, his/her contribution and performance;
- (c) to review Board succession plans for Directors, in particular for the CEO and the progressive renewal of the Board;
- (d) to evaluate the performance of the Board as a whole, its Board Committees and the contribution of each individual Director to the effectiveness of the Board;
- (e) to determine, on an annual basis, if a Director is independent. If the NC determines that a Director, who has one or more of the relationships mentioned under the 2018 Code is in fact independent, the Company will disclose in full, the nature of the Director's relationship and bear responsibility for explaining why he should be considered independent. The NC may at its discretion determine a Director as non-independent even if he has no business or, other relationships with the Company, its related corporation, its substantial shareholders or its officers and provide its views to the Board for the Board's consideration;
- (f) to review training and professional development programmes for the Board; and
- (g) to establish and review the criteria on the determination of the maximum number of directorships of listed companies any Director may hold, and to decide whether or not a Director is able to and has been adequately carrying out his/her duties as a Director of the Company, particularly when he/she has multiple board representations and other principal commitments.

Each Director is required to declare the list of directorships or other principal commitments during the year to enable the ongoing monitoring of the commitment of the Directors to the Company. Aside from taking into account of the number of directorships and other principal commitments of the Directors, the NC also considers the results of the annual evaluation of each Director's effectiveness and the respective Director's conduct at the Board and Board Committees meetings to determine whether the Director is able to discharge his duties diligently. The NC is of the view that the Directors' contributions at the Board and Board Committees meetings, and their time commitment to the affairs of the Company, are adequate and it is not necessary at this stage to put a maximum limit on the number of listed company board representations and other principal commitments of each Director. The NC will continue to review from time to time the board representations and other principal commitments of each Director to ensure that the Directors continue to meet the demands of the Group and are able to discharge their duties adequately.



## Corporate GOVERNANCE REPORT

The potential new Directors are normally being identified via personal and professional networks. In selecting potential new Directors, the NC will seek to identify the competencies required to enable the Board to fulfill its responsibilities. The NC will evaluate the suitability of the nominee(s) or candidate(s) based on his/her qualifications, experience, commitment and ability to contribute to the Board process and such qualities and attributes that may be required by the Board.

In accordance with the 2018 Code and Rule 720(4) of the Catalist Rules, all Directors shall submit themselves for re-nomination and re-election at least once every three (3) years. Pursuant to Regulation 89 of the Company's Constitution, at least one-third of the Directors are to retire by rotation at every annual general meeting of the Company ("**AGM**") and a retiring Director is eligible for re-election by the shareholders of the Company at the AGM, provided that all Directors shall retire from office at least once every three (3) years at an AGM of the Company. In addition, Regulation 88 of the Company's Constitution provides that a newly appointed Director can only hold office until the next AGM and then be eligible for re-election but shall not be taken into account in determining the number of Directors who are to retire by rotation. In reviewing the nomination of the retiring Directors, the NC considered the performance and contribution of each of the retiring Directors, having regard not only to their attendance and participation at Board and Board Committees meetings but also their time and attention devoted to the Group's business and affairs.

The NC has recommended to the Board that Mr Kum Soh Har, Michael and Mr Sam Chee Leong be nominated for re-election at the Company's forthcoming AGM. In making the recommendation, the NC has considered each of the said Directors' overall contribution and performance. The Board has accepted the recommendation of the NC. Each member of the NC and the Board shall abstain from voting on any resolutions and making any recommendations and/or participating in any deliberations of the NC and the Board in respect of the assessment of their own performance or re-nomination as Director.

Mr Kum Soh Har, Michael will, upon re-election as a Director, remain as Non-Executive Non-Independent Chairman of the Company and a member of AC and RC. Mr Sam Chee Leong will, upon re-election as a Director, remain as Independent Director of the Company, and a member of the AC, RC and NC.

Key information regarding the Directors is provided in the section entitled "Board of Directors" of the Annual Report. In addition, pursuant to Rule 720(5) of the Catalist Rules, the additional information as set out in Appendix 7F of the Catalist Rules relating to the retiring Directors who are submitting themselves for re-election is disclosed as below to be read in conjunction with the information in the section entitled "Board of Directors" of the Annual Report:-

Name of Directors	Kum Soh Har, Michael	Sam Chee Leong
Shareholding interest in the listed issuer and its subsidiaries	<u>The Company</u> Deemed interest – 262,918,394 Ordinary Shares  <u>Subsidiaries of the Group</u> Nil	<u>The Company</u> Nil  <u>Subsidiaries of the Group</u> Nil
Any relationship (including immediate family relationships) with any existing director, existing executive officer, the issuer and/or substantial shareholder of the listed issuer or of any of its principal subsidiaries	Spouse of Madam Ong Bee Yong, Lynda (" <b>Mdm Ong</b> "), who is a deemed controlling shareholder of the Company through her 50% shareholding interest in Saeed Investment Pte. Ltd. (" <b>Saeed</b> "). Mr Kum and Mdm Ong hold 100% shareholding interest in Saeed, a controlling shareholder of the Company.	None

Corporate  
**GOVERNANCE REPORT**

Name of Directors	Kum Soh Har, Michael	Sam Chee Leong
Conflict of interest (including any competing business)	<p>Mr Kum and Mdm Ong hold 100% shareholding interest in Halom Investments Pte. Ltd. ("<b>Halom</b>").</p> <p>Halom is an investment holding company which currently holds 8.14% shareholding interest in MMA Offshore Limited ("<b>MMA</b>"), an ASX listed company. MMA has similar businesses as the Group, i.e. provision of marine services to the offshore oil and gas industry.</p> <p>The Board, in consultation with the NC, is of the view that the interests of Mr Kum and his associates in MMA do not pose any conflict of interests with the Group's business as Mr Kum has confirmed that: (i) Halom is only a passive investor of MMA; (ii) he and his associates do not hold any directorship or management role in MMA; and (iii) he and his associates do not, directly and/or indirectly, make any executive decisions for, or participate in the day-to-day management of MMA.</p> <p>Should there be any conflict of interest arise of which Mr Kum is reasonably aware in respect of himself and/or his associates. Mr Kum will make such conflict of interest known to the Board as soon as he is so reasonably aware so that he may recuse himself from such related discussions and/or decisions and resolutions as most appropriate.</p>	Nil
Undertaking (in the format set out in Appendix 7H) under Rule 720(1) of the Catalist Rules has been submitted to the listed issuer	Yes	Yes

## Corporate GOVERNANCE REPORT

Name of Directors	Kum Soh Har, Michael	Sam Chee Leong
<p>Other Principal Commitments* including Directorships</p> <p><i>*Exclude the occupation(s) as disclosed in the section entitled "Board of Directors" of the Annual Report</i></p>	<p><b><u>Past (for the last 5 years)</u></b></p> <p><i>Directorships</i></p> <ul style="list-style-type: none"> <li>- Lillie Pte. Ltd.</li> <li>- EPC Investments Holding Pte. Ltd.</li> <li>- EPD Investments Holding Pte. Ltd.</li> <li>- M&amp;L Offshore Investments V Pte. Ltd.</li> <li>- M&amp;L (Hilton Auckland) Singapore Pte. Ltd.</li> <li>- M&amp;L Trustee- Manager Pte. Ltd.</li> <li>- LJ&amp;M Management Pty Ltd</li> <li>- Oceanic Horizon Limited</li> <li>- M&amp;L Offshore Investments IV Pte. Ltd.</li> <li>- M&amp;L (Hilton Auckland No.2) Singapore Pte. Ltd.</li> <li>- EPB Pte. Ltd.</li> <li>- EPAB Pte. Ltd.</li> <li>- Ewart X SARL</li> <li>- Ewart X Properties Limited</li> <li>- Ewart Frankfurt Hotel SARL</li> </ul> <p><i>Other principal commitments</i> Nil</p> <p><b><u>Present</u></b></p> <p><i>Directorships</i></p> <ul style="list-style-type: none"> <li>- M&amp;L Manager Pte. Ltd.</li> <li>- M&amp;L Offshore Investments Pte. Ltd.</li> <li>- M&amp;L Offshore Investments VI Pte. Ltd.</li> <li>- M&amp;L Offshore Investments VII Pte. Ltd.</li> <li>- M&amp;L Offshore Investments VIII Pte. Ltd.</li> <li>- M&amp;L Offshore Investments IX Pte. Ltd.</li> <li>- M&amp;L Offshore Investments X Pte. Ltd.</li> <li>- M&amp;L Offshore Investments XI Pte. Ltd.</li> <li>- M&amp;L Offshore Investments XII Pte. Ltd.</li> <li>- M&amp;L Offshore Investments XV Pte. Ltd.</li> <li>- M&amp;L Offshore Investments XVI Pte. Ltd.</li> <li>- M&amp;L Offshore Investments XVII Pte. Ltd.</li> <li>- M&amp;L Offshore Investments XVIII Pte. Ltd.</li> <li>- M&amp;L Offshore Investments XIX Pte. Ltd.</li> <li>- M&amp;L Offshore Investments XX Pte. Ltd.</li> <li>- M&amp;L Offshore Investments XXI Pte. Ltd.</li> </ul>	<p><b><u>Past (for the last 5 years)</u></b></p> <p><i>Directorships</i> Nil</p> <p><i>Other principal commitments</i> Nil</p> <p><b><u>Present</u></b></p> <p><i>Directorships</i> Nil</p> <p><i>Other principal commitments</i> Nil</p>

## Corporate GOVERNANCE REPORT

Name of Directors	Kum Soh Har, Michael	Sam Chee Leong
	<ul style="list-style-type: none"> <li>- M&amp;L Offshore Investments XXII Pte. Ltd.</li> <li>- M&amp;L Offshore Investments XXIII Pte. Ltd.</li> <li>- M&amp;L Offshore Investments XXV Pte. Ltd.</li> <li>- M&amp;L Auckland Central (No. 1) Limited</li> <li>- M&amp;L Auckland Central (No. 2) Limited</li> <li>- M&amp;L Auckland Central Limited</li> <li>- M&amp;L Healthcare Investments Pte. Ltd.</li> <li>- Bencool LA Pte. Ltd.</li> <li>- Balestier Investment Pte. Ltd.</li> <li>- Halom Investments Pte. Ltd.</li> <li>- Girino Investments Pte. Ltd.</li> <li>- Koleth Winbuild Pte. Ltd.</li> <li>- Saeed Investment Pte. Ltd.</li> <li>- 08-49 Novena Medical Pte. Ltd.</li> <li>- 08-48 Novena Medical Pte. Ltd.</li> <li>- GL Investment Management Pty Ltd</li> <li>- Top Maple Investment Limited</li> <li>- Ambrosia Land Limited</li> <li>- Rexton Global Limited</li> <li>- Albert St Auckland Limited</li> <li>- Superb Talent Holding Limited</li> <li>- ES Properties (Stratford) SARL</li> <li>- Stratford City Hotels Limited</li> <li>- Flight Opco Limited</li> <li>- Ewart Manchester Properties Limited</li> <li>- Ewart (Manchester) SARL</li> <li>- Ewart Aberdeen SARL</li> <li>- Ewart Aberdeen Properties Limited</li> <li>- Ewart XVII SARL</li> <li>- Ewart Hotel Schiphol Management B.V.</li> <li>- Ewart Amsterdam B.V.</li> <li>- Ewart Prague B.V.</li> <li>- Ewart Vienna SARL</li> <li>- Ewart NZ Management Ltd</li> <li>- Ewart NZ Management (No.2) Ltd</li> <li>- Ewart Offshore Investments Pte. Ltd.</li> <li>- AFT1 Holdings Limited</li> <li>- AFT1 Hotels Limited</li> <li>- AFT1 Investments Limited</li> <li>- Tencourts B.V.</li> <li>- South City Hotel</li> <li>- Gestin Holdings s.r.o</li> <li>- Gestin Centrum s.r.o</li> </ul> <p><i>Other principal commitments</i> Nil</p>	

The retiring Directors had responded negative to items (a) to (k) listed in Appendix 7F of the Catalist Rules.

### Board Performance

**Principle 5: The Board undertakes a formal annual assessment of its effectiveness as a whole, and that of each of its board committees and individual directors.**

The Board is satisfied that its current size and composition is appropriate for effective decision making, taking into account the nature and scope of the Company's operations.

## Corporate GOVERNANCE REPORT

A formal Board performance evaluation, led by the NC, is conducted annually by means of a confidential questionnaire designed to assess the state of affairs of corporate governance matters in the Company, including the performance of each individual Board Committee. The areas of evaluation for Board performance include Board composition, Board information, Board process, Board accountability, communication with and review of top management and standards of conduct. The key areas of evaluation for Board Committee performance include committee composition and committee process.

The NC is of the view that it is more appropriate and effective to evaluate the performance of the Board as a whole, bearing in mind that each member of the Board contributes in different ways to the success of the Company and Board decisions are made collectively. The evaluation is separately completed by each Director to elicit his individual input, collated, analysed and discussed with the NC and the Board with comparatives from the previous year. Recommendations to further enhance the effectiveness of the Board and the various Board Committees are implemented, as appropriate. The NC had conducted a performance evaluation of the Board and the Board Committees for FY2020, and areas highlighted by the Directors in the evaluation were further deliberated on to improve corporate governance of the Group.

In addition, the NC, in considering the re-appointment of any Director, evaluates the performance of the Director separately, including the Director's contribution at the Board and Board Committees meetings, and his/her time commitment to the affairs of the Company. Each member of the NC shall abstain from deliberating and voting on any resolutions in respect of the assessment of his performance or re-appointment as Director.

No external facilitator had been engaged by the Board for this purpose.

### B. REMUNERATION MATTERS

#### Procedures for Developing Remuneration Policies

**Principle 6: The Board has a formal and transparent procedure for developing policies on director and executive remuneration, and for fixing the remuneration packages of individual directors and key management personnel. No director is involved in deciding his or her own remuneration.**

As at the date of this report, the RC comprises three (3) members, all of whom, including the Chairman, are Independent Directors. The members of the RC are:

Mr Wong Chee Meng, Lawrence	(Independent Director)	Chairman
Mr Gwee Lian Kheng	(Lead Independent Director)	Member
Mr Kum Soh Har, Michael	(Non-Executive Non-Independent Chairman)	Member

The RC is governed by its written terms of reference, which sets out its responsibilities:

- (a) to review and submit its recommendations for endorsement by the entire Board, a general framework of remuneration for the Board and key management personnel and the specific remuneration packages and terms of employment for each Director and key management personnel including but not limited to senior executives reporting directly to the CEO or employees related to the Executive Director and controlling shareholders of the Group, if any;
- (b) to review and submit its recommendations for endorsement by the entire Board, share option schemes, share award plans or any long-term incentive schemes which may be set up from time to time, in particular to review whether Directors and key management personnel should be eligible for such schemes and also to evaluate the costs and benefits of such schemes and to do all acts necessary in connection therewith; and

## Corporate GOVERNANCE REPORT

- (c) as part of its review, the RC shall ensure that:
- i. all aspects of remuneration including but not limited to Directors' fees, salaries, allowances, bonuses, options, share based incentives and awards, and benefits-in-kind are covered;
  - ii. the remuneration packages should be comparable within the industry and in comparable companies and shall include a performance-related element coupled with appropriate and meaningful measures of assessing individual Directors' and key management personnel's performance;
  - iii. the remuneration package of employees related to Executive Directors and controlling shareholders of the Group, if any, are in line with the Group's staff remuneration guidelines and commensurate with their respective job scopes and levels of responsibility; and
  - iv. the Company's obligations arising in the event of termination of the Executive Directors and key management personnel's contracts of service, to ensure that such contracts of service contain fair and reasonable termination clauses which are not overly generous.

Each member of the RC shall abstain from voting on any resolutions and making recommendations and/or participating in any deliberations of the RC in respect of his remuneration package. The RC benchmarks the remuneration of all Directors against peer companies in the sector. The RC has not engaged external professional remuneration consultant in FY2020. When necessary, the RC would seek independent professional advice on remuneration matters at the expense of the Company.

### Level and Mix of Remuneration

**Principle 7: The level and structure of remuneration of the Board and key management personnel are appropriate and proportionate to the sustained performance and value creation of the company, taking into account the strategic objectives of the company.**

In setting remuneration packages, the RC considers the pay and employment conditions within the same industry and in comparable companies, as well as the Group's relative performance and the performance of each individual Director.

The Executive Director, Non-Executive Non-Independent Chairman and the Alternate Director to the Non-Executive Non-Independent Chairman do not receive Directors' fees. The remuneration for the Executive Director and the key management personnel comprise a basic salary component and a variable component and an annual bonus, based on the performance of the Group as well as their individual performance.

Annual reviews of the remuneration of the Executive Director and key management personnel are carried out by the RC to ensure that their remuneration is commensurate with their performance, giving due regard to the financial and commercial health and business needs of the Group.

The Independent Directors receive Directors' fees in accordance with their representation and contributions on the Board and various Board Committees, taking into account factors such as effort and time spent, as well as the general corporate responsibilities, risks and obligations of the Directors. The Company recognises the need to pay competitive fees to attract, motivate and retain Directors without being excessive to the extent that their independence might be compromised. Directors' fees are recommended by the Board for approval at the Company's AGM.

On 29 April 2015, the Company has adopted the new Atlantic 2015 Employee Share Option Scheme (the "**Atlantic 2015 ESOS**"), Atlantic 2015 Performance Share Plan (the "**Atlantic 2015 PSP**") and the Atlantic 2015 Restricted Share Plan (the "**Atlantic 2015 RSP**") (collectively, the "**2015 Schemes**") in substitution of the Atlantic Employee Share Option Scheme (the "**Atlantic 2008 ESOS**"), the Atlantic Performance Share Plan (the "**Atlantic 2008 PSP**") and the Atlantic Restricted Share Plan (the "**Atlantic 2008 RSP**"), respectively, all adopted on 18 November 2008 (collectively, the "**2008 Schemes**"). The 2008 Schemes had been terminated by the Committee upon passing of the resolution for the proposed Schemes at an extraordinary general meeting of the Company held on 29 April 2015. The details of the new 2015 Schemes are set out in the circular to shareholders of the Company dated 14 April 2015 in relation to the proposed adoption of the 2015 Schemes.

## Corporate GOVERNANCE REPORT

The Directors and key management personnel had participated in the Atlantic 2008 ESOS and share options were granted on 30 January 2014. The share options granted under the Atlantic 2008 ESOS have a validity period of five (5) years from the date of grant, and had expired on 29 January 2019. In addition, share options pursuant to the Atlantic 2015 ESOS were granted to Mr Wong Siew Cheong, the Executive Director and CEO, on 12 May 2015. The share options granted under the Atlantic 2015 ESOS have a validity period of five (5) years from the date of grant, and had expired on 11 May 2020. The Atlantic 2008 ESOS and the Atlantic 2015 ESOS are share option incentive plans which serve to reward and motivate Directors and key management personnel to strive for higher performance for the Company's growth and success. During FY2020, no share options and share awards have been granted under the 2015 Schemes.

The Company does not use contractual provisions to allow the Company to reclaim incentive components of remuneration from the Executive Director and key management personnel in exceptional circumstances of misstatement of financial results, or misconduct resulting in financial loss to the Company. The Executive Director and the key management personnel owe a fiduciary duty to the Company. The Company should be able to avail itself of remedies against the Executive Director and key management personnel in the event of such breach of fiduciary duties. The RC will review such contractual provision as and when necessary.

### Disclosure on Remuneration

**Principle 8: The company is transparent on its remuneration policies, level and mix of remuneration, the procedure for setting remuneration, and the relationships between remuneration, performance and value creation.**

The level and mix of each Director's remuneration for FY2020 are as follows

US\$'000	Directors' fees	Salary <sup>1</sup>	Bonus	Other benefits <sup>2</sup>	Total
Mr Kum Soh Har, Michael	–	–	–	–	–
Ms Kum Wan Mei, Gwendolyn (Gan Wanmei) (Alternate Director to Mr Kum Soh Har, Michael)	–	–	–	–	–
Mr Wong Siew Cheong	–	492.9	–	–	492.9
Mr Gwee Lian Kheng	39.4	–	–	–	39.4
Mr Wong Chee Meng, Lawrence	37.1	–	–	–	37.1
Mr Sam Chee Leong	34.1	–	–	–	34.1

As at the date of this report, with the CEO covering the duties of the Chief Operating Officer in the interim period, the Group only has three (3) key management personnel who are not Directors or the CEO.

On the basis of fostering a strong team cohesiveness and contribution within the Group, the disclosure relating to the key management personnel of the Group will be in bands of S\$250,000 and in percentage terms for FY2020. The Board is of the opinion that such disclosure presentation provides sufficient overview of the remuneration of key management personnel, considering the confidentiality of remuneration matters and thus may not be in the interests of the Group to disclose detailed information.

## Corporate GOVERNANCE REPORT

For FY2020, the aggregate remuneration paid to all the key management personnel (excluding the CEO who is an Executive Director whose remuneration is disclosed above) of the Group amounted to approximately S\$945,000 or US\$716,000 (based on year end exchange rate of US\$1.00 : S\$1.32). The details of remuneration of the key management personnel of the Group are as follows:

US\$'000	Salary <sup>1</sup> (%)	Bonus (%)	Other benefits <sup>2</sup> (%)	Total (%)
<b>Between S\$250,000 and S\$500,000</b>				
Mr Hsu Chong Pin <i>Chief Financial Officer ("CFO")</i>	100	–	–	100
Mr Mohammad Reza Sadeghi <i>Project Director</i>	100	–	–	100
Mr Clive Opperman <i>Operations Manager</i>	100	–	–	100

### Notes:

<sup>1</sup> Includes contractual short term employee benefits and allowances.

<sup>2</sup> Fair value of grant of equity-settled share options.

There is no employee of the Group (excluding the CEO) who is a substantial shareholder of the Company, or an immediate family member of any Director, the CEO or substantial shareholders of the Company, and whose remuneration exceeded S\$100,000 during FY2020.

In developing long-term incentive schemes, the Company's main objectives are to provide its employees an opportunity to participate in the equity of the Company and to enhance its competitive edge in attracting, recruiting and retaining talented key management personnel and employees. In line with these objectives, the Group has adopted the Atlantic 2015 ESOS, the Atlantic 2015 PSP and the Atlantic 2015 RSP.

The Company believes that these long-term incentive schemes will align the interests of its employees with those of its shareholders.

On 30 January 2014, the Company granted 4,050,000 share options under the Atlantic 2008 ESOS. 2,025,000 share options are exercisable between 30 January 2015 and 29 January 2019, and the remaining 2,025,000 share options are exercisable between 30 January 2016 and 29 January 2019, at the exercise price of S\$0.34 if the vesting conditions are met. The 4,050,000 share options granted under Atlantic 2008 ESOS has expired on 29 January 2019. Further information on the Atlantic 2008 ESOS, Atlantic 2008 PSP and Atlantic 2008 RSP are set out in the section entitled "Directors' Statement" of this Annual Report.

On 12 May 2015, the Company granted 750,000 share options under the Atlantic 2015 ESOS. 375,000 share options are exercisable between 12 May 2016 and 11 May 2020, and the remaining 375,000 share options are exercisable between 12 May 2017 and 11 May 2020, at the exercise price of S\$0.43 if the vesting conditions are met. The 750,000 share options granted under the Atlantic 2015 ESOS has expired on 11 May 2020. Further information on the Atlantic 2015 ESOS, Atlantic 2015 PSP and Atlantic 2015 RSP are set out in the section entitled "Directors' Statement" of this Annual Report.

There is no termination, retirement or post-employment benefits that are granted to the Directors and the key management personnel.



## Corporate GOVERNANCE REPORT

### C. ACCOUNTABILITY AND AUDIT

#### Risk Management and Internal Controls

**Principle 9: The Board is responsible for the governance of risk and ensures that Management maintains a sound system of risk management and internal controls, to safeguard the interests of the company and its shareholders.**

The Board acknowledges that risk is inherent in business and there are commercial risks to be taken in the course of generating a return on business activities. The Board's policy is that risks should be managed within the Group's overall risk tolerance.

The Group has established a Risk Management Committee comprising of relevant senior management of the Group, and at its direction, adopted an enterprise risk management framework and register to identify, manage and monitor the business and operating risks impacting the Group on an ongoing basis. Until a dedicated chief risk officer or its equivalent is appointed commensurating with the size and complexities of the operations of the Group, the risk management framework and register is currently overseen by the CEO and the CFO and supported by various heads of divisions or business units such as Operations, Finance, IT and Administration. During the financial year, these departments were involved in identifying and evaluating risks from the bottom up, and these risks were then reviewed in consultation with the senior management of the Group to provide a top down perspective as well.

All significant matters will be reported to the AC and the Board for further discussion. The AC and the Board also work with the internal and external auditors on their recommendations and institutes and executes relevant controls with a view to managing business risks.

The Group's financial risk management is discussed under Note 35 to the Financial Statements in the Annual Report.

The Board acknowledges that it is responsible for the governance of risks and the overall internal control framework, but it notes that all internal control systems contain inherent limitations and no system of internal controls or risk management could provide absolute assurance against the occurrence of material errors, poor judgement in decision-making, human error losses, fraud or other irregularities.

The adequacy and effectiveness of these controls is subject to review by the internal auditors and is monitored by the AC. In addition, the external auditors also review the accounting systems and internal controls to assist them in expressing an opinion on the financial statements of the Group as a whole. Significant non-compliance in internal controls, together with recommendations for improvement, is reported to the AC. Copies of these reports are also issued to the relevant department for follow-up action. The AC reviewed the adequacy and effectiveness of the Group's key internal controls that address the Group's financial, operational, compliance and information technology controls, and risk management systems, with the assistance of the internal and external auditors and the Management, who provide regular reports during the year to the AC in addition to briefings and updates at the AC meetings.

The Board had received written confirmations from the CEO and the CFO, that (a) the financial records of the Group have been properly maintained and the financial statements give a true and fair view of the Group's operations and finances; and (b) the Group's risk management and internal control systems are effective.

Based on the internal controls established and maintained by the Group, work performed by the internal and external auditors and reviews performed by the Management, the various Board Committees and the Board, the Board, with the concurrence of the AC, is of the opinion that there are adequate and effective controls in place within the Group addressing financial, operational, compliance and information technology controls, and risk management policies and systems to meet the needs of the Group in its current business environment.

The Board will, on a continuing basis, endeavour to further enhance and improve the Company's system of internal controls and risk management policies and systems.

## Corporate GOVERNANCE REPORT

### Audit Committee

#### Principle 10: The Board has an Audit Committee (“AC”) which discharges its duties objectively.

The AC performs its functions in accordance with Section 201B(5) of the Companies Act, Cap. 50 and the requirements of the Catalist Rules.

As at the date of this report, the AC comprises four (4) members, all of whom are non-executive and three (3) of whom, including the Chairman, are independent. The members are:

Mr Gwee Lian Kheng	(Lead Independent Director)	Chairman
Mr Wong Chee Meng, Lawrence	(Independent Director)	Member
Mr Sam Chee Leong	(Independent Director)	Member
Mr Kum Soh Har, Michael	(Non-Executive Non-Independent Chairman)	Member

The AC members have numerous years of experience in senior management positions and have sufficient financial management expertise to discharge their responsibilities. They are not former partners or directors of the Company’s auditing firm.

The AC meets at least four (4) times a year and as and when deemed appropriate to carry out its functions.

The AC assists the Board in discharging their responsibility to safeguard the Group’s assets, maintain adequate accounting records, and in developing and maintaining effective systems of risk management and internal control.

The AC is governed by its written terms of reference. The authorities and principal functions of the AC are as follows:

- (a) to review and monitor significant financial reporting issues and judgement to ensure the integrity of the financial information provided by the Company, in particular by reviewing the relevance and consistency of the accounting standards used by the Company and the Group; and any announcements relating to the Company’s financial performance, where the external auditors in their review or audit of the Company’s year-end financial statements, raise any significant issues which have a material impact on the interim financial statements or financial updates previously announced by the Company;
- (b) reviewing and assisting the Board to improve the quality of future interim financial statements or financial updates;
- (c) to review the assurance from the CEO and the CFO on the financial records and financial statements;
- (d) to review, at the end of the audit cycle, the audit representation letters and the contents of the external auditors’ management letter, and meet with the internal auditors and external auditors without the presence of the Management;
- (e) to review and report to the Board at least annually on the adequacy and effectiveness of the Company’s internal financial controls, operational, compliance and information technology controls, and risk management policies and systems;
- (f) to review, monitor, assess and evaluate the role and effectiveness of the internal audit function in the overall context of the Company’s risk management policies and systems;
- (g) to review and discuss with the external auditors, any suspected fraud or irregularity, or suspected infringement of any law, rules or regulations, which has or is likely to have a material impact on the Group’s operating results or financial position, and the Management’s response;

## Corporate GOVERNANCE REPORT

- (h) to review arrangements by which staff of the Company may, in confidence, raise concerns about possible improprieties in matters of financial reporting or other matters and ensure that arrangements are in place for the independent investigations of such matters and for appropriate follow up actions;
- (i) in connection with the terms of engagement to the external auditors, to make recommendations to the Board on the selection, appointment, re-appointment, and resignation of the external auditors based upon a thorough assessment of the external auditors' functioning, and approve the remuneration and terms of engagement of the external auditors. The proposal should be submitted to the general meeting of shareholders for approval when there is a change of external auditors;
- (j) monitor and assess the external auditors' independence and keep the nature and extent of non-audit services provided by the external auditors under review to ensure the external auditors' independence or objectivity is not impaired;
- (k) to review interested person transactions falling within the scope of the Catalist Rules;
- (l) to undertake such other reviews and projects as may be requested by the Board; and
- (m) to undertake such other functions and duties as may be required by statute or the Catalist Rules, and by such amendments made thereto from time to time.

The AC has put in place a whistleblowing policy whereby employees may, in confidence, report possible improprieties which may cause financial or non-financial loss of the Company. Whistle blowers could call and/or email to the Whistleblowing Committee directly and in confidence, and his/her identity is protected from reprisals within the limit of the law. For FY2020, the Whistleblowing Committee did not receive any whistleblowing reports.

The AC has full access to and co-operation from the Management and full discretion to invite any Director or executive officer to attend its meetings, and has been given resources to enable the AC to discharge its functions properly. The internal and external auditors have direct and unrestricted access to the Chairman of the AC and the Chairman of the Board.

The AC meets with the external auditors and the internal auditors separately, at least once a year, without the presence of the Management to review any matter that might be raised.

The aggregate audit fees paid and payable to the external auditors, Ernst & Young LLP and its affiliates amounted to US\$115,000 in aggregate. Non-audit services provided by the Company's external auditors for the period under review amounted to approximately US\$3,000. The AC conducts an annual review of all non-audit services, which was mainly for tax services and is satisfied that the provision of such services did not affect the independence and objectivity of the external auditors.

The Company has complied with Rules 712 and 715 of the Catalist Rules in relation to the appointments of its external auditors. No former partner or director of the Company's existing auditing firm is a member of the AC. Having satisfied as to the foregoing and that Rule 712 of the Catalist Rules has been complied with, the AC has recommended the re-appointment of Ernst & Young LLP as external auditors at the forthcoming AGM.

In addition to the activities undertaken to fulfill its responsibilities, the AC is kept abreast by the Management, external and internal auditors on changes to accounting standards, Catalist Rules and other codes and regulations which could have an impact on the Group's business and financial statements.

With respect to the Independent Auditor's Report for FY2020, in line with the recommendations by Accounting and Corporate Regulatory Authority, Monetary Authority of Singapore and the SGX-ST, the AC can play an important role to improve transparency and enhance the quality of corporate reporting by providing a commentary on Key Audit Matters ("**KAM**"). The AC has considered the KAM presented by the external auditor together with management on page 44 of the Annual Report. The AC reviewed the KAM and concurred and agreed with the external auditor and management on their assessment, judgements and estimates on the significant matter reported by the external auditor.

## Corporate GOVERNANCE REPORT

The Group believes and recognises the need to put in place a robust and effective system of internal controls. The Company's internal audit function is outsourced to RSM UAE, a member firm of RSM International. RSM UAE reports directly to the Chairman of the AC. The main objective of the internal audit function is to assist the Group in evaluating and testing the effectiveness of internal controls and to reduce the risk that the Group might not achieve its business objectives. The AC approves the hiring, removal, evaluation and compensation of the internal auditor. The internal auditor has unfettered access to all the Company's documents, records, properties and personnel, including access to the AC.

RSM UAE is staffed with professionals with relevant qualifications and experience. The Engagement Team for this engagement comprises a Partner, a Director and supported by a Manager with at least two junior staff. The Partner has more than 25 years of relevant experience whilst the Director has approximately 16 years of relevant experience. The audit work carried out is guided by the International Standards for the Professional Practice of Internal Auditing laid down in the International Professional Practices Framework issued by the Institute of Internal Auditors.

The internal auditor plans its internal audit schedules in consultation with, but independent of, the Management. The internal audit plan is submitted to the AC at the beginning of the financial year for approval prior to the commencement of the internal audit work. In addition, the internal auditor may be involved in ad-hoc projects initiated by the Management which require the assurance of the internal auditor in specific areas of concern.

The AC reviews the independency, adequately resourced and effectiveness of the internal audit function on an annual basis and is satisfied with its independency, adequacy and effectiveness.

### D. SHAREHOLDER RIGHTS AND ENGAGEMENT

#### Shareholder Rights and Conduct of General Meetings

**Principle 11: The company treats all shareholders fairly and equitably in order to enable them to exercise shareholders' rights and have the opportunity to communicate their views on matters affecting the company. The company gives shareholders a balanced and understandable assessment of its performance, position and prospects.**

The Company treats all shareholders fairly and equitably, and recognises, protects and facilitates the exercise of shareholders' rights. Furthermore, the Company continually reviews and updates such governance arrangement.

Shareholders are informed of changes in the Company's businesses that are likely to materially affect the value or trading of the Company's shares.

The Company's principal form of dialogue with shareholders takes place at general meetings. Notices of general meetings are dispatched to shareholders, together with the annual report and/or circulars within the time notice period as prescribed by the relevant regulations. Where necessary, additional explanatory notes will be provided for relevant resolutions which are to be tabled at general meetings to enable shareholders to exercise their vote on an informed basis. The Company strives to hold general meetings at venues which are accessible to shareholders.

At general meetings of the Company, shareholders are given the opportunity to participate effectively in and vote at general meetings. Shareholders are informed of the rules, including voting procedures, that govern general meetings. In accordance with the Constitution of the Company, shareholders may appoint not more than two (2) proxies to attend and vote at the general meetings in their absence. Further, the Company allows corporations which provide nominee or custodial services to appoint more than two (2) proxies. On 3 January 2016, the legislation was amended, among other things, to allow certain members, defined as "relevant intermediary" to attend and participate in general meetings without being constrained by the two-proxy requirement. Relevant intermediary includes corporations holding licences in providing nominee and custodial services and CPF Board which purchases shares on behalf of the CPF investors. All shareholders are allowed to vote in person or by proxy.

Resolutions on each distinct issue are tabled separately at general meetings. The Company shall avoid 'bundling' resolutions unless the resolutions are interdependent and linked so as to form one significant proposal. In situations where resolutions are inter-conditional, the Company will provide clear explanations.

## Corporate GOVERNANCE REPORT

In view of the ongoing COVID-19 situation, the Company's upcoming AGM in respect of FY2020 will be convened and held by electronic means pursuant to the COVID-19 (Temporary Measures) (Alternative Arrangements for Meetings for Companies, Variable Capital Companies, Business Trusts, Unit Trusts and Debenture Holders) Order 2020. Alternative arrangements ("**Alternative Arrangements**") relating to attendance at the AGM via electronic means (including arrangements by which the meeting can be electronically accessed via live audio-visual webcast), submission of questions to the Company in advance of the meeting, addressing of substantial and relevant questions prior to the AGM and voting by appointing the Chairman of the AGM as proxy, will be put in place. The Company Secretary prepares minutes of general meetings relating to the agenda of the meetings, and makes these minutes, subsequently approved by the Board, available to shareholders during office hours. Minutes of general meetings shall only include substantial and relevant comments or queries from shareholders relating to the agenda of the meeting and responses from the Board, the Management, the external auditors and other relevant professionals.

The Company does not publish minutes of general meetings of shareholders on its corporate website as contemplated by the 2018 Code. There are potential adverse implications, including commercial and legal implications, for the Company if the minutes of general meetings are published to the public at large (outside the confines of a shareholders' meeting). The Company is of the view that its position is consistent with the intent of Principle 11 as shareholders have a right to attend general meetings either in person or by proxy, where they may exercise their right to speak and vote and have the opportunity to communicate their views on various matters affecting the Company. Further, shareholders, including those who did not attend the relevant general meeting, have a statutory right to be furnished copies of minutes of general meetings in accordance with Section 189 of the Companies Act. The Company is therefore of the view that, consistent with the intent of Principle 11, as between themselves, shareholders are treated fairly and equitably by the Company.

However, the Company will, in accordance to the checklist for the conduct of AGM amid evolving COVID-19 situation, publish the minutes of the upcoming AGM in respect of FY2020 via the Company's website at <http://www.atlanticnavigation.com> and SGXNet within one month from the date of the said AGM.

For greater transparency, the Company has instituted poll voting and all resolutions are put to vote by poll at its AGMs. Announcement of the detailed results of the number of votes cast for and against each resolution and the respective percentages will also be made on the same day.

The Company has not amended its Constitution to provide for absentia voting methods. Voting in absentia and by electronic mail may only be possible following careful study to ensure that integrity of the information and authentication of shareholders' identities through the web are not compromised.

The Company currently does not have a fixed dividend policy. The form, frequency and amount of dividends declared each year will take into consideration the Group's profit growth, cash position, positive cash flows generated from operations, projected capital requirements for business growth and other factors as the Board may deem appropriate. For FY2020, the Board has not declared or recommended any dividend in view of the operational and financial requirements of the Group.

### Engagement with Shareholders

**Principle 12: The company communicates regularly with its shareholders and facilitates the participation of shareholders during general meetings and other dialogues to allow shareholders to communicate their views on various matters affecting the company.**

The Company is committed to regular and proactive communication with its shareholders. It is the Board's policy that the shareholders be informed of the major developments that impact the Group. The Board embraces openness and transparency in the conduct of the Company's affairs, whilst safeguarding its commercial interests. Pertinent information will be disclosed to shareholders in a timely, fair and equitable manner. The Company does not practise selective disclosure. Price or trade sensitive information is first publicly released before the Company meets with any group of investors or analysts.

Information is communicated to shareholders on a timely basis through:

- (a) SGXNet announcements and press releases;

## Corporate GOVERNANCE REPORT

- (b) annual reports that are prepared and issued to all shareholders;
- (c) quarterly and annual financial statements containing a summary of the financial information and affairs of the Group for the period; and
- (d) the Group's website at <https://www.atlanticnavigation.com/>.

General meetings have been and are still the principal forum for dialogue with shareholders. At these meetings, shareholders are able to engage the Board and the Management on the Group's business activities, financial performance and other business-related matters. The Company could also gather views or inputs and address shareholders' concerns at general meetings.

In view of the present scale and limited queries from the public, the Company does not have a dedicated investor relations team. However, the investor relations efforts of the Company are overseen by the CFO with dedicated email addresses ([ir@amguae.net](mailto:ir@amguae.net) and [corp@amguae.net](mailto:corp@amguae.net)) available on the Company's website where the emails and requests from the public will be attended to. The Company will assess the need to establish a dedicated investor relations team when the scale, complexity and the demand for such services deem it necessary.

### E. MANAGING STAKEHOLDERS RELATIONSHIPS

#### Engagement with Stakeholders

**Principle 13: The Board adopts an inclusive approach by considering and balancing the needs and interests of material stakeholders, as part of its overall responsibility to ensure that the best interests of the company are served.**

To further enhance the communication with stakeholders including investors, the Company's websites <http://www.atlanticnavigation.com> allow the public to access information on the Group directly with dedicated email addresses ([ir@amguae.net](mailto:ir@amguae.net) and [corp@amguae.net](mailto:corp@amguae.net)) available on the Company's website where the emails and requests from the public will be attended to.

The engagement with material stakeholder groups, including key areas of focus and engagement channels, has been disclosed in the Sustainability Report for FY2020. The Sustainability Report for FY2020 has been published on 31 May 2021 to keep stakeholders informed on the Group's business and operations.

#### Dealing in Securities

In compliance with Rule 1204(19) of the Catalist Rules, the Company has in place a policy prohibiting share dealings by officers of the Company for the period of two (2) weeks prior to the announcement of the Company's quarterly results and one (1) month prior to the announcement of the full year results, as the case may be, and ending on the date of the announcement of the relevant results. Directors and employees who are in possession of unpublished material price-or trade-sensitive information of the Group should not deal in the Company's securities on short term considerations. Directors and employees are expected to observe the insider trading laws at all times even when dealing in securities within the permitted trading periods.

#### Non-Sponsor Fees

With reference to Rule 1204(21) of the Catalist Rules, no non-sponsor fees were paid/payable to the Sponsor, SAC Capital Private Limited, for FY2020.

#### Interested Person Transactions

The Company has established review and approval procedures to ensure that interested person transactions entered into by the Group are conducted on normal terms and are not prejudicial to the interests of shareholders. In the event that a member of the AC is involved in any interested person transaction, he will abstain from reviewing that particular transaction.

## Corporate GOVERNANCE REPORT

The AC has reviewed the rationale for and terms of the Group's interested person transactions and is of the view that the interested person transactions are entered on normal terms and are not prejudicial to the interests of shareholders.

No general mandate has been obtained from shareholders in respect of interested person transactions for FY2020. The aggregate value of interested person transactions entered into during FY2020 as required for disclosure pursuant to Rule 1204(17) of the Catalyst Rules is as follows:

Name of Interested Person	Nature of relationship	Aggregate value of all interested person transactions during the financial year under review (excluding transactions less than S\$100,000 and transactions conducted under shareholders' mandate pursuant to Rule 920 of the Catalyst Rules)	Aggregate value of all interested person transactions conducted under the shareholders' mandate pursuant to Rule 920 of the Catalyst Rules (excluding transactions less than S\$100,000)
Wong Siew Cheong - Interests on shareholder loan	Note 1	US\$447,236 (approximately S\$592,140)	NIL
Kum Soh Har, Michael - Interests on shareholder loan	Note 2	US\$183,000 (approximately S\$242,292)	NIL

### Notes:

- As at 31 December 2020, Mr Wong Siew Cheong, the Executive Director and CEO of the Company, had provided an aggregate of US\$7.3 million loan (the "**Loan**") to the Group where the Loan is unsecured, interest-bearing at interest rate of 6.0% per annum, and advances of US\$1.0 million which is unsecured, non-interest bearing, both sums to be settled in cash. As at 31 December 2020, 50% of total accrued interest of US\$0.9 million has been waived off and the interest rate has been revised to 3.0% from 1 January 2021.
- As at 31 December 2020, Mr Kum Soh Har, Michael, the Non-Executive Non-Independent Chairman had provided an aggregate of US\$3.0 million shareholder advance (the "**Advance**") through Saeed Investment Pte. Ltd. to the Group where the Advance is unsecured, interest-bearing at interest rate of 6.0% per annum, and is to be settled in cash. As at 31 December 2020, 50% of total accrued interest of US\$0.2 million has been waived off and the interest rate has been revised to 3.0% from 1 January 2021.

### Material Contracts

Save for the agreements relating to the shareholder advances of US\$3.0 million in aggregate dated 13 March 2019 and 18 April 2019, and extension agreements both dated 28 December 2020 to extend both maturity dates to 31 December 2022 entered into between Mr Kum Soh Har, Michael, the Non-Executive Non-Independent Chairman through Saeed Investment Pte. Ltd. and the Company, details of which are disclosed in the "Interested Person Transactions" section above and Note 25 to the Financial Statements, the Company and its subsidiaries did not enter into any material contracts (including loans) involving the interests of any Directors or controlling shareholders, which are either still subsisting as at the end of FY2020 or if not then subsisting, entered into since the end of the previous financial year.

## Directors' **STATEMENT**

The directors present their statement to the members together with the audited consolidated financial statements of Atlantic Navigation Holdings (Singapore) Limited (the "Company") and its subsidiaries (collectively, the "Group") and the balance sheet and statement of changes in equity of the Company for the financial year ended 31 December 2020.

### **1. Opinion of the directors**

In the opinion of the directors,

- (i) the consolidated financial statements of the Group and the balance sheet and statement of changes in equity of the Company are drawn up so as to give a true and fair view of the financial position of the Group and of the Company as at 31 December 2020 and the financial performance, changes in equity and cash flows of the Group and changes in equity of the Company for the year ended on that date; and
- (ii) at the date of this statement there are reasonable grounds to believe that the Company will be able to pay its debts as and when they fall due as the Group is expected to be able to generate sufficient cash flows from its operations, augmented by the support from its principal bankers as well as potential sale of vessels.

### **2. Directors**

The directors of the Company in office at the date of this statement are:

Kum Soh Har, Michael	Non-Executive Non-Independent Chairman
Kum Wan Mei, Gwendolyn	Alternative Director for Kum Soh Har, Michael
Wong Siew Cheong	Executive Director and CEO
Gwee Lian Kheng	Lead Independent Director
Wong Chee Meng, Lawrence	Independent Director
Sam Chee Leong	Independent Director

Pursuant to Rule 720(4) of the Listing Manual Section B: Rules of Catalist of the Singapore Exchange Securities Trading Limited and in accordance with Regulation 89 of the Company's Constitution, Mr Kum Soh Har, Michael and Mr Sam Chee Leong will retire at the forthcoming Annual General Meeting ("AGM") and, being eligible, will offer themselves for re-election.

### **3. Arrangements to enable directors to acquire shares and debentures**

Except as described in paragraph 5 below, neither at the end of nor at any time during the financial year was the Company a party to any arrangement whose objects are, or one of whose objects is, to enable the directors of the Company to acquire benefits by means of the acquisition of shares or debentures of the Company or any other body corporate.



## Directors' STATEMENT

#### 4. Directors' interests in shares and debentures

The following directors, who held office at the end of the financial year, had, according to the register of directors' shareholdings required to be kept under Section 164 of the Singapore Companies Act, Chapter 50, an interest in shares and share options of the Company and related corporations (other than wholly-owned subsidiaries) as stated below:

Name of director	Direct interest		Deemed interest	
	At the beginning of financial year	At the end of financial year	At the beginning of financial year	At the end of financial year
<b>Ordinary shares of the Company</b>				
Kum Soh Har, Michael	–	–	262,918,394	262,918,394
Wong Siew Cheong	166,599,000	166,599,000	33,375,000	33,375,000
<b>Share options of the Company</b>				
Wong Siew Cheong	750,000	–	–	–

By virtue of Section 164(15)(a) of the Singapore Companies Act, Chapter 50, Mr Wong Siew Cheong is deemed to have an interest in the 33,375,000 shares of the Company held by his spouse, Madam Chong Mee Chin.

By virtue of Section 7 of the Singapore Companies Act, Chapter 50, Mr Kum Soh Har, Michael and his spouse, Madam Ong Bee Yong, Lynda are deemed to have an interest in the 262,918,394 shares of the Company held through Saeed Investment Pte. Ltd.

Except as disclosed in this report, no director who held office at the end of the financial year had interests in shares, share options, warrants or debentures of the Company, or of related corporations, either at the beginning of the financial year, or at the end of the financial year.

There was no change in any of the above-mentioned interests in the Company between the end of the financial year and 21 January 2021.

#### 5. Share plans

In developing long-term incentive schemes, the Company's main objectives are to provide its employees an opportunity to participate in the equity of the Company and to enhance its competitive edge in attracting, recruiting and retaining talented key senior management and employees.

In line with these objectives, the Company has adopted, which were approved by the shareholders of the Company at the Extraordinary General Meeting held on 18 November 2008, the Atlantic Employee Share Option Scheme ("Atlantic 2008 ESOS") (previously known as Fastube ESOS), Atlantic Performance Share Plan ("Atlantic 2008 PSP") (previously known as Fastube PSP) and Atlantic Restricted Share Plan ("Atlantic 2008 RSP") (previously known as Fastube RSP) (collectively, the "2008 Schemes").

On 29 April 2015, the Company has terminated the 2008 Schemes and no further options or awards shall be offered by the Company under the 2008 Schemes. On the same day, the Company has also adopted the Atlantic 2015 Employee Share Option Scheme ("Atlantic 2015 ESOS"), Atlantic 2015 Performance Share Plan ("Atlantic 2015 PSP") and Atlantic 2015 Restricted Share Plan ("Atlantic 2015 RSP") (collectively, the "2015 Schemes") which were approved by the shareholders of the Company to substitute the 2008 Schemes.

## Directors' STATEMENT

### 5. Share plans (continued)

#### **Atlantic 2008 ESOS and Atlantic 2015 ESOS (“Atlantic ESOS”)**

On 30 January 2014, the Company granted 4,050,000 share options under the Atlantic 2008 ESOS. 2,025,000 share options are exercisable between 30 January 2015 and 29 January 2019, and the remaining 2,025,000 share options are exercisable between 30 January 2016 and 29 January 2019, at the exercise price of S\$0.34 if the vesting conditions are met. The termination of the Atlantic 2008 ESOS shall not affect the outstanding share options granted and accepted but remain unexercised (whether fully or partially) at the termination of this Atlantic 2008 ESOS. None of the share options under the Atlantic 2008 ESOS were exercised during the financial year and any unexercised share options has expired on 29 January 2019.

Under the Atlantic 2015 ESOS, the number of additional ordinary shares to be issued pursuant to Atlantic 2015 ESOS shall not exceed 15% of the total number of issued shares (excluding treasury shares and subsidiary holdings) in the capital of the Company but subject to the aggregate number of shares available under the 2015 Schemes not exceeding 15% of total number of issued shares (excluding treasury shares and subsidiary holdings), from time to time.

On 12 May 2015, the Company granted 750,000 share options under the Atlantic 2015 ESOS to Mr Wong Siew Cheong. 375,000 share options are exercisable between 12 May 2016 and 11 May 2020, and the remaining 375,000 share options are exercisable between 12 May 2017 and 11 May 2020, at the exercise price of S\$0.43 if the vesting conditions are met.

None of the share options under the Atlantic 2015 ESOS were exercised during the financial year and any unexercised share options has expired on 11 May 2020.

Details of the options to subscribe for ordinary shares of the Company granted to directors of the Company pursuant to the Atlantic ESOS are as follows:

Name of director	Options granted during financial year	Aggregate options granted since commencement of plan to end of financial year	Aggregate options exercised / lapsed since commencement of plan to end of financial year	Aggregate options outstanding as at end of financial year
Wong Siew Cheong <sup>(1)</sup>	–	750,000	(750,000)	–
<b>Total</b>	–	750,000	(750,000)	–

<sup>(1)</sup> These options are granted under the Atlantic 2015 ESOS and have expired on 11 May 2020.

These options do not entitle the holder to participate, by virtue of the options, in any share issue of any other corporation.

#### **Atlantic 2008 PSP and Atlantic 2015 PSP (“Atlantic PSP”)**

The Atlantic 2008 PSP has been terminated on 29 April 2015 and there are no outstanding performance shares under the Atlantic 2008 PSP at the termination of this Atlantic 2008 PSP.

Under the Atlantic 2015 PSP, the number of additional ordinary shares to be issued pursuant to the Atlantic PSP shall not exceed 15% of the total number of issued shares (excluding treasury shares) in the capital of the Company but subject to the aggregate number of shares available under the 2015 Schemes not exceeding 15% of total number of issued shares (excluding treasury shares and subsidiary holdings), from time to time.

No performance shares have been granted under the Atlantic PSP during the financial year ended 31 December 2020.

## Directors' STATEMENT

### 5. Share plans (continued)

#### ***Atlantic 2008 RSP and Atlantic 2015 RSP (“Atlantic RSP”)***

The Atlantic 2008 RSP has been terminated on 29 April 2015 and there are no outstanding performance shares under the Atlantic 2008 RSP at the termination of this Atlantic 2008 RSP.

Under the Atlantic 2015 RSP, the number of additional ordinary shares to be issued pursuant to the Atlantic 2015 RSP shall not exceed 15% of the total number of issued shares (excluding treasury shares and subsidiary holdings) in the capital of the Company but subject to the aggregate number of shares available under the 2015 Schemes not exceeding 15% of total number of issued shares (excluding treasury shares and subsidiary holdings), from time to time.

No share awards have been granted under the Atlantic RSP during the financial year ended 31 December 2020.

At the date of this report, the committee which administers the Atlantic ESOS, Atlantic PSP and Atlantic RSP is the Remuneration Committee and currently comprises Mr Wong Chee Meng, Lawrence, Mr Gwee Lian Kheng and Mr Kum Soh Har, Michael.

Except as disclosed above, since the commencement of the employee share option plans till the end of the financial year:

- No options have been granted to the controlling shareholders of the Company and their associates
- No participant has received 5% or more of the total options available under the plans
- No options have been granted to directors and employees of holding company and its subsidiaries
- No options that entitle the holder to participate, by virtue of the options, in any share issue of any other corporation have been granted
- No options have been granted at a discount

### 6. Audit committee

The members of the Audit Committee (“AC”) at the date of this report are:

Gwee Lian Kheng (Chairman)	Lead Independent Director
Wong Chee Meng, Lawrence (Member)	Independent Director
Sam Chee Leong (Member)	Independent Director
Kum Soh Har, Michael (Member)	Non-Executive Non-Independent Chairman

The AC carried out its functions in accordance with Section 201B (5) of the Singapore Companies Act, Chapter 50, including the following:

- Reviewed the audit plans of the internal and external auditors of the Group and the Company, and reviewed the internal auditor’s evaluation of the adequacy of the Company’s system of internal accounting controls and the assistance given by the Group and the Company’s management to the external and internal auditors
- Reviewed the quarterly and annual financial statements and the independent auditor’s report on the annual financial statements of the Group and the Company before their submission to the board of directors
- Reviewed effectiveness of the Group and the Company’s material internal controls, including financial, operational, compliance and information technology controls and risk management systems via reviews carried out by the internal auditor

## Directors' STATEMENT

### 6. Audit committee (continued)

- Met with the external auditor, other committees, and management in separate executive sessions to discuss any matters that these groups believe should be discussed privately with the AC
- Reviewed legal and regulatory matters that may have a material impact on the financial statements, related compliance policies and programmes and any reports received from regulators
- Reviewed the cost effectiveness and the independence and objectivity of the external auditor
- Reviewed the nature and extent of non-audit services provided by the external auditor
- Recommended to the board of directors the external auditor to be nominated, approved the compensation of the external auditor, and reviewed the scope and results of the audit
- Reported actions and minutes of the AC to the board of directors with such recommendations as the AC considered appropriate
- Reviewed interested person transactions in accordance with the requirements of the Catalist Rules

The AC, having reviewed all non-audit services provided by the external auditor to the Group, is satisfied that the nature and extent of such services would not affect the independence of the external auditor. The AC has also conducted a review of interested person transactions.

The AC convened five meetings during the year. The AC has also met with internal and external auditors, without the presence of the Company's management, at least once a year.

Further details regarding the AC are disclosed in the Corporate Governance Report.

The AC has nominated Ernst & Young LLP for re-appointment as auditor of the Company at the forthcoming Annual General Meeting.

### 7. Auditor

Ernst & Young LLP have expressed their willingness to accept re-appointment as auditor.

On behalf of the board of directors:

Wong Siew Cheong  
Director

Kum Soh Har, Michael  
Director

14 June 2021

# Independent AUDITOR'S REPORT

To the Members of Atlantic Navigation Holdings (Singapore) Limited

## Report on the Audit of the Financial Statements

### Opinion

We have audited the financial statements of Atlantic Navigation Holdings (Singapore) Limited (the "Company") and its subsidiaries (collectively, the "Group"), which comprise the statement of financial position of the Group and the Company as at 31 December 2020, the statements of changes in equity of the Group and the Company and the consolidated statement of comprehensive income and consolidated statement of cash flow of the Group for the year then ended, notes to the financial statements, including a summary of significant account policies.

In our opinion, the accompanying financial statements of the Group and the balance sheet and the statement of changes in equity of the Company are properly drawn up in accordance with the provisions of the Companies Act, Chapter 50 (the Act) and Singapore Financial Reporting Standards (International) (SFRS(I)) so as to give a true and fair view of the consolidated financial position of the Group and the financial position of the Company as at 31 December 2020 and of the consolidated financial performance, consolidated changes in equity and consolidated cash flows of the Group and changes in equity of the Company for the year ended on that date.

### Basis for Opinion

We conducted our audit in accordance with Singapore Standards on Auditing (SSAs). Our responsibilities under those standards are further described in the Auditor's Responsibilities for the Audit of the Financial Statements section of our report. We are independent of the Group in accordance with the Accounting and Corporate Regulatory Authority (ACRA) *Code of Professional Conduct and Ethics for Public Accountants and Accounting Entities* (ACRA Code) together with the ethical requirements that are relevant to our audit of the financial statements in Singapore, and we have fulfilled our other ethical responsibilities in accordance with these requirements and the ACRA Code. We believe that the audit evidence we have obtained is sufficient and appropriate to provide a basis for our opinion.

### Material Uncertainty Related to Going Concern

The Group recorded a net loss of US\$5,453,000 for the year ended 31 December 2020 and as at that date, the Group's and the Company's current liabilities exceeded its current assets by US\$57,949,000 and US\$13,536,000 respectively. The Group's loans and borrowings significantly exceeded the cash and bank balances as at 31 December 2020.

These factors indicate the existence of a material uncertainty which may cast significant doubt about the Group's and the Company's ability to continue as a going concern. As stated in Note 2.1 to the financial statements, the Group's and the Company's ability to continue as a going concern is dependent on their ability to generate sufficient cash flows from their operations, and manage the Group's liquidity position through the support of their principal bankers and potential sale of assets, if required, to meet their financial obligations as and when they fall due.

The Group's actions to manage its liquidity position after the balance sheet date are disclosed in Note 38 to the financial statements. If the Group and Company is unable to generate sufficient cash flows from their operations, the Group and Company may be unable to discharge their liabilities in the normal course of business and adjustments may have to be made to reflect the situation that assets may need to be realised other than in the normal course of business and at amounts which could differ significantly from the amounts at which they are currently recorded in the balance sheet. In addition, the Group and Company may have to reclassify non-current assets and liabilities as current assets and liabilities. No such adjustments have been made to these financial statements. Our opinion is not qualified in respect of this matter.

# Independent AUDITOR'S REPORT

To the Members of Atlantic Navigation Holdings (Singapore) Limited

## **Key Audit Matter**

Key audit matters are matters that, in our professional judgement, were of most significance in our audit of the financial statements of the current period. These matters were addressed in the context of our audit of the financial statements as a whole, and in forming our opinion thereon, and we do not provide a separate opinion on these matters. In addition to the matter described in the Material Uncertainty Related to Going Concern section, we have determined the matters described below to be the key audit matters to be communicated in our report. For each matter below, our description of how our audit addressed the matter is provided in that context.

We have fulfilled the responsibilities described in the Auditor's Responsibilities for the Audit of the Financial Statements section of our report, including in relation to these matters. Accordingly, our audit included the performance of procedures designed to respond to our assessment of the risks of material misstatement of the financial statements. The results of our audit procedures, including the procedures performed to address the matters below, provide the basis for our audit opinion on the accompanying financial statements.

## **Carrying value of vessels**

The Group owns vessels with a carrying value of US\$155,232,000 as at 31 December 2020. This approximates 89.5% of the Group's total assets. The impairment test was conducted by comparing the carrying amount of the vessels to their respective recoverable amount which is the higher of its fair value less costs of disposal and its value in use. As stated in Note 11 to the financial statements, the Group recorded impairment charge of US\$5,780,000 during the financial year ended 31 December 2020.

Management has assessed the recoverable amounts of vessels based on its fair value less costs of disposal of which the fair value of vessels is determined by independent professional valuers. The valuation technique involved various underlying key assumptions used by the external independent valuers. Due to the high level of management judgement involved, heightened estimation uncertainty in estimating the fair value of vessels and the significance of the carrying amount of the vessels, we determined this as a key audit matter.

Our audit procedures, amongst others, in assessing the appropriateness of the recoverable amounts determined by management included:

- Obtained an understanding of management's process for identifying impairment indicators;
- Reviewed the basis of management's assessment of the estimated useful lives and residual values of the vessels;
- Evaluated the competence, capabilities and objectivity of the external valuer engaged by the management;
- Analysed the methodologies and key valuation parameters adopted by the external valuer;
- Involved our internal valuation specialist to assist us in our assessment of the external valuer's methodologies and reasonableness of the key valuation parameters taking into consideration the specification of the vessels and the industry outlook in which the Group operates in.

We also assessed the adequacy of the relevant disclosures in the financial statements. The management's conclusion on the impairment test and the related disclosures are included in Note 3.2 *Key sources of estimation uncertainty (b) Impairment of non-financial assets* and Note 11 *Property, vessels and equipment* to the financial statements.

## **Other Information**

Management is responsible for other information. The other information comprises the information included in the annual report, but does not include the financial statements and our auditor's report thereon.

Our opinion on the financial statements does not cover the other information and we do not express any form of assurance conclusion thereon.

In connection with our audit of the financial statements, our responsibility is to read the other information and, in doing so, consider whether the other information is materially inconsistent with the financial statements or our knowledge obtained in the audit or otherwise appears to be materially misstated. If, based on the work we have performed, we conclude that there is a material misstatement of this other information, we are required to report that fact. We have nothing to report in this regard.

# Independent AUDITOR'S REPORT

To the Members of Atlantic Navigation Holdings (Singapore) Limited

## Responsibilities of Management and Directors for the Financial Statements

Management is responsible for the preparation of financial statements that give a true and fair view in accordance with the provisions of the Act and SFRS(I), and for devising and maintaining a system of internal accounting controls sufficient to provide a reasonable assurance that assets are safeguarded against loss from unauthorised use or disposition; and transactions are properly authorised and that they are recorded as necessary to permit the preparation of true and fair financial statements and to maintain accountability of assets.

In preparing the financial statements, management is responsible for assessing the Group's ability to continue as a going concern, disclosing, as applicable, matters related to going concern and using the going concern basis of accounting unless management either intends to liquidate the Group or to cease operations, or has no realistic alternative but to do so.

The directors' responsibilities include overseeing the Group's financial reporting process.

## Auditor's Responsibilities for the Audit of the Financial Statements

Our objectives are to obtain reasonable assurance about whether the financial statements as a whole are free from material misstatement, whether due to fraud or error, and to issue an auditor's report that includes our opinion. Reasonable assurance is a high level of assurance but is not a guarantee that an audit conducted in accordance with SSAs will always detect a material misstatement when it exists. Misstatements can arise from fraud or error and are considered material if, individually or in the aggregate, they could reasonably be expected to influence the economic decisions of users taken on the basis of these financial statements.

As part of an audit in accordance with SSAs, we exercise professional judgement and maintain professional scepticism throughout the audit. We also:

- Identify and assess the risks of material misstatement of the financial statements, whether due to fraud or error, design and perform audit procedures responsive to those risks, and obtain audit evidence that is sufficient and appropriate to provide a basis for our opinion. The risk of not detecting a material misstatement resulting from fraud is higher than for one resulting from error, as fraud may involve collusion, forgery, intentional omissions, misrepresentations, or the override of internal control.
- Obtain an understanding of internal control relevant to the audit in order to design audit procedures that are appropriate in the circumstances, but not for the purpose of expressing an opinion on the effectiveness of the Group's internal control.
- Evaluate the appropriateness of accounting policies used and the reasonableness of accounting estimates and related disclosures made by management.
- Conclude on the appropriateness of management's use of the going concern basis of accounting and, based on the audit evidence obtained, whether a material uncertainty exists related to events or conditions that may cast significant doubt on the Group's ability to continue as a going concern. If we conclude that a material uncertainty exists, we are required to draw attention in our auditor's report to the related disclosures in the financial statements or, if such disclosures are inadequate, to modify our opinion. Our conclusions are based on the audit evidence obtained up to the date of our auditor's report. However, future events or conditions may cause the Group to cease to continue as a going concern.
- Evaluate the overall presentation, structure and content of the financial statements, including the disclosures, and whether the financial statements represent the underlying transactions and events in a manner that achieves fair presentation.
- Obtain sufficient appropriate audit evidence regarding the financial information of the entities or business activities within the Group to express an opinion on the consolidated financial statements. We are responsible for the direction, supervision and performance of the group audit. We remain solely responsible for our audit opinion.

We communicate with the directors regarding, among other matters, the planned scope and timing of the audit and significant audit findings, including any significant deficiencies in internal control that we identify during our audit.

# Independent **AUDITOR'S REPORT**

To the Members of Atlantic Navigation Holdings (Singapore) Limited

## **Auditor's Responsibilities for the Audit of the Financial Statements (continued)**

We also provide the directors with a statement that we have complied with relevant ethical requirements regarding independence, and to communicate with them all relationships and other matters that may reasonably be thought to bear on our independence, and where applicable, related safeguards.

From the matters communicated with the directors, we determine those matters that were of most significance in the audit of the financial statements of the current period and are therefore the key audit matters. We describe these matters in our auditor's report unless law or regulation precludes public disclosure about the matter or when, in extremely rare circumstances, we determine that a matter should not be communicated in our report because the adverse consequences of doing so would reasonably be expected to outweigh the public interest benefits of such communication.

## **Report on Other Legal and Regulatory Requirements**

In our opinion, the accounting and other records required by the Act to be kept by the Company have been properly kept in accordance with the provisions of the Act.

The engagement partner on the audit resulting in this independent auditor's report is Wong Yew Chung.

Ernst & Young LLP  
Public Accountants and  
Chartered Accountants  
Singapore  
14 June 2021



## Consolidated Statement of **COMPREHENSIVE INCOME**

For the financial year ended 31 December 2020

(Amounts expressed in United States Dollars)

	<b>Note</b>	<b>2020</b> US\$'000	<b>2019</b> US\$'000
<b>Revenue</b>	4	64,394	76,518
Cost of services		(50,329)	(58,955)
<b>Gross profit</b>		14,065	17,563
<b>Other items of income</b>			
Finance income	5	1	6
Other income	6	535	247
<b>Other items of expense</b>			
Marketing and distribution expenses		(9)	(291)
Administrative expenses		(7,764)	(5,526)
Finance costs	5	(4,851)	(6,711)
Other expenses	7	–	(502)
Impairment loss on property, vessels and equipment	11	(5,780)	–
Share of results of a joint venture	15	–	92
Loss on disposal of a joint operation	16	–	(589)
Withholding tax expense		(1,650)	(1,885)
<b>(Loss)/profit before tax</b>	8	(5,453)	2,404
Income tax expense	9	–	(2)
<b>(Loss)/profit for the year attributable to owners of the Company</b>		<u>(5,453)</u>	<u>2,402</u>
<b>(Loss)/earnings per share attributable to owners of the Company (US\$ cents)</b>			
Basic	10	(1.04)	0.46
Diluted	10	<u>(1.04)</u>	<u>0.46</u>

The accompanying accounting policies and explanatory notes form an integral part of the financial statements.

## Consolidated Statement of **COMPREHENSIVE INCOME**

For the financial year ended 31 December 2020

(Amounts expressed in United States Dollars)

	<b>2020</b> US\$'000	<b>2019</b> US\$'000
<b>(Loss)/profit for the year</b>	(5,453)	2,402
<b>Other comprehensive income:</b>		
<b>Items that may be reclassified subsequently to profit or loss</b>		
Net fair value changes on cash flow hedges	(454)	(721)
<b>Other comprehensive income for the year, net of tax</b>	(454)	(721)
<b>Total comprehensive income for the year</b>	<u>(5,907)</u>	<u>1,681</u>
<b>Attributable to:</b>		
Owners of the Company	(5,907)	1,681
<b>Total comprehensive income for the year attributable to owners of the Company</b>	<u>(5,907)</u>	<u>1,681</u>

The accompanying accounting policies and explanatory notes form an integral part of the financial statements.

## Balance SHEETS

As at 31 December 2020

(Amounts expressed in United States Dollars)

	Note	Group		Company	
		2020 US\$'000	2019 US\$'000	2020 US\$'000	2019 US\$'000
<b>ASSETS</b>					
<b>Non-current assets</b>					
Property, vessels and equipment	11	155,232	168,330	–	–
Right-of-use assets	12	85	150	–	–
Intangible assets	13	183	150	141	141
Investment in subsidiaries	14	–	–	67,770	66,741
Advances, deposits and other receivables	18	–	–	35,050	39,999
Prepayments		382	465	–	–
		<u>155,882</u>	<u>169,095</u>	<u>102,961</u>	<u>106,881</u>
<b>Current assets</b>					
Inventories	17	288	611	–	–
Advances, deposits and other receivables	18	1,826	2,749	5,449	11,595
Prepayments		767	714	–	–
Trade receivables	19	13,790	20,579	3,311	3,419
Cash and bank balances	20	886	1,755	41	632
Bank deposits pledged	20	–	235	–	235
Restricted cash	20	94	363	–	–
		<u>17,651</u>	<u>27,006</u>	<u>8,801</u>	<u>15,881</u>
<b>Total assets</b>		<u>173,533</u>	<u>196,101</u>	<u>111,762</u>	<u>122,762</u>
<b>EQUITY AND LIABILITIES</b>					
<b>Current liabilities</b>					
Loans and borrowings	21	55,387	16,342	20,087	7,657
Trade payables	22	13,022	19,975	1,760	2,058
Accruals and other payables	23	5,810	6,694	490	509
Other non-financial liabilities	24	349	57	–	–
Amount due to shareholders	25	960	3,818	–	3,000
Lease liabilities	12	72	72	–	–
		<u>75,600</u>	<u>46,958</u>	<u>22,337</u>	<u>13,224</u>
<b>Net current (liabilities)/assets</b>		<u>(57,949)</u>	<u>(19,952)</u>	<u>(13,536)</u>	<u>2,657</u>
<b>Non-current liabilities</b>					
Provisions	26	639	553	–	–
Amount due to shareholders	25	11,361	8,622	11,361	8,622
Lease liabilities	12	–	78	–	–
Derivatives	30	1,543	1,212	–	–
Loans and borrowings	21	3,316	52,726	–	17,866
		<u>16,859</u>	<u>63,191</u>	<u>11,361</u>	<u>26,488</u>
<b>Total liabilities</b>		<u>92,459</u>	<u>110,149</u>	<u>33,698</u>	<u>39,712</u>
<b>Net assets</b>		<u>81,074</u>	<u>85,952</u>	<u>78,064</u>	<u>83,050</u>
<b>Equity attributable to owners of the Company</b>					
Share capital	27	38,307	38,307	111,471	111,471
Other reserves	28	4,544	3,969	5,460	4,431
Retained earnings/(accumulated losses)		38,223	43,676	(38,867)	(32,852)
<b>Total equity</b>		<u>81,074</u>	<u>85,952</u>	<u>78,064</u>	<u>83,050</u>
<b>Total equity and liabilities</b>		<u>173,533</u>	<u>196,101</u>	<u>111,762</u>	<u>122,762</u>

The accompanying accounting policies and explanatory notes form an integral part of the financial statements.

## Statements of CHANGES IN EQUITY

For the financial year ended 31 December 2020

(Amounts expressed in United States Dollars)

Group	Attributable to owners of the Company			
	Equity, total	Share capital (Note 27)	Other reserves (Note 28)	Retained earnings
	US\$'000	US\$'000	US\$'000	US\$'000
<b>Balance at 1 January 2020</b>	85,952	38,307	3,969	43,676
Loss for the year	(5,453)	–	–	(5,453)
<u>Other comprehensive income</u>				
Net fair value changes on cash flow hedges	(454)	–	(454)	–
Total comprehensive income for the year	(5,907)	–	(454)	(5,453)
Interest on shareholders' loans waived off (Note 28)	1,029	–	1,029	–
<b>Balance at 31 December 2020</b>	<b>81,074</b>	<b>38,307</b>	<b>4,544</b>	<b>38,223</b>
<b>Balance at 1 January 2019</b>	<b>84,271</b>	<b>38,307</b>	<b>4,690</b>	<b>41,274</b>
Profit for the year	2,402	–	–	2,402
<u>Other comprehensive income</u>				
Net fair value changes on cash flow hedges	(721)	–	(721)	–
Total comprehensive income for the year	1,681	–	(721)	2,402
<b>Balance at 31 December 2019</b>	<b>85,952</b>	<b>38,307</b>	<b>3,969</b>	<b>43,676</b>

The accompanying accounting policies and explanatory notes form an integral part of the financial statements.

## Statements of CHANGES IN EQUITY

For the financial year ended 31 December 2020

(Amounts expressed in United States Dollars)

Company	Attributable to owners of the Company			
	Equity, Total	Share capital (Note 27)	Other reserves (Note 28)	Accumulated losses
	US\$'000	US\$'000	US\$'000	US\$'000
<b>Balance at 1 January 2020</b>	83,050	111,471	4,431	(32,852)
Loss for the year, representing total comprehensive income for the year	(6,015)	–	–	(6,015)
Interest on shareholders' loans waived off (Note 28)	1,029	–	1,029	–
<b>Balance at 31 December 2020</b>	<b>78,064</b>	<b>111,471</b>	<b>5,460</b>	<b>(38,867)</b>
<b>Balance at 1 January 2019</b>	83,466	111,471	4,431	(32,436)
Loss for the year, representing total comprehensive income for the year	(416)	–	–	(416)
<b>Balance at 31 December 2019</b>	<b>83,050</b>	<b>111,471</b>	<b>4,431</b>	<b>(32,852)</b>

The accompanying accounting policies and explanatory notes form an integral part of the financial statements.

## Consolidated CASH FLOW STATEMENT

For the financial year ended 31 December 2020

(Amounts expressed in United States Dollars)

	Note	2020 US\$'000	2019 US\$'000
<b>Operating activities</b>			
(Loss)/profit before tax		(5,453)	2,404
Adjustments for:			
Net (gain)/loss on disposal of property, vessels and equipment	6,7	(31)	502
Interest income	5	(1)	(6)
Depreciation of property, vessels and equipment	8,11	8,651	9,509
Amortisation of intangible assets	13	19	2
Depreciation of right-of-use assets	8,12	65	65
Other receivables written off		78	65
Allowance for doubtful trade debts, net	8,19	466	257
Allowance for amount due from a joint operation (non-trade)	8	1,590	–
Share of results of a joint venture	15	–	(92)
Finance costs	5	4,851	6,711
Provisions	26	144	97
Impairment loss on property, vessels and equipment	11	5,780	–
Loss on disposal of a joint operation	16	–	589
Total adjustments		21,612	17,699
<b>Operating cash flows before changes in working capital</b>		16,159	20,103
Changes in working capital:			
Decrease/(increase) in inventories		323	(427)
Decrease/(increase) in trade receivables		6,324	(9,138)
(Increase)/decrease in advances, deposits and other receivables		(746)	448
Decrease in prepayments		30	164
(Decrease)/increase in trade payables		(6,953)	3,493
Decrease in accruals and other payables		(536)	(467)
Decrease in provisions		(58)	(82)
Increase/(decrease) in other non-financial liabilities		292	(633)
Total changes in working capital		(1,324)	(6,642)
<b>Cash generated from operations</b>		14,835	13,461
Interest received		1	6
Interest paid		(4,554)	(7,867)
<b>Net cash flows generated from operating activities</b>		10,282	5,600
<b>Investing activities</b>			
Purchase of property, vessels and equipment	11	(1,354)	(1,266)
Distribution from a joint venture	15	–	896
Proceeds from disposal of property, vessels and equipment		52	1,282
Proceeds from disposal of a joint operation	16	–	900
Addition to intangible assets	13	(52)	(11)
<b>Net cash flows (used in)/generated from investing activities</b>		(1,354)	1,801
<b>Financing activities</b>			
Proceeds from shareholders	21	142	3,818
Proceeds from loans and borrowings	21	81	17,279
Repayment of loans and borrowings	21	(10,957)	(31,576)
Repayment of principal portion of lease liabilities		(78)	(84)
Decrease/(increase) in bank deposits pledged and restricted cash		504	(348)
<b>Net cash flows used in financing activities</b>		(10,308)	(10,911)
<b>Net decrease in cash and cash equivalents</b>		(1,380)	(3,510)
<b>Cash and cash equivalents at 1 January</b>		1,425	4,935
<b>Cash and cash equivalents at 31 December</b>	20	45	1,425

The accompanying accounting policies and explanatory notes form an integral part of the financial statements.

# Notes to the FINANCIAL STATEMENTS

For the financial year ended 31 December 2020

## 1. Corporate information

- 1.1 Atlantic Navigation Holdings (Singapore) Limited (the “Company”) is a limited liability company incorporated in Singapore and is listed on the Catalist board of Singapore Exchange Securities Trading Limited (the “SGX-ST”). The former name of the Company is Fastube Limited, and upon the completion of a reverse acquisition on 31 July 2012, the Company’s name has changed to Atlantic Navigation Holdings (Singapore) Limited.

The immediate and ultimate holding company is Saeed Investment Pte. Ltd., which is incorporated in Singapore. The change in control took place when the Company issued new shares to Saeed Investment Pte. Ltd. resulting in approximately 50.2% stake in the Company pursuant to the cash-for-equity subscription agreement which was completed in December 2018.

The registered office of the Company is at 30 Cecil Street, #19-08 Prudential Tower, Singapore 049712. The principal place of business of the Group is located at Plot No. HD-02, P. O. Box 6653, Hamriyah Free Zone, Sharjah, United Arab Emirates.

The principal activity of the Company is that of investment holding. The principal activities of the subsidiaries are disclosed in Note 14 to the financial statements.

### 1.2 **Reverse acquisition undertaken by the Company (the “Reverse Acquisition”)**

On 13 March 2011, Atlantic Navigation Holdings (Singapore) Limited (the “Company”) had entered into a sale and purchase agreement with the then-controlling shareholders of the Company (the “Purchasers”) to dispose of the Company’s then-existing subsidiaries and its existing business to the Purchasers (the “Disposal”). The Disposal was subsequently completed on 31 July 2012 and pursuant to the Disposal, the Company became a non-trading shell company.

On 31 July 2012, the Company completed the acquisition of the entire issued and paid-up capital of Atlantic Navigation Holdings Inc. (“ANH Inc.”) and its subsidiaries (collectively, the “Atlantic Group”) (the “Acquisition”). The Acquisition resulted in a Reverse Takeover (“RTO”) of the Company.

The Acquisition has been accounted for as a RTO and the legal subsidiaries, the Atlantic Group, is regarded as the acquirer and the Company, previously known as Fastube Limited (“Fastube”) before completion on 31 July 2012, is regarded as the acquiree for accounting purposes. As such, the consolidated financial statements have been prepared and presented as a continuation of the Atlantic Group’s financial statements.

The purchase consideration was satisfied by the allotment and issuance of 228,125,000 new shares in the capital of the Company on 31 July 2012.

The shares in the Company were consolidated on 31 July 2012 on the basis of one share for every 10 shares held by shareholders (“Share Consolidation”). The number of consolidated shares to which shareholders are entitled arising from the Share Consolidation were rounded down to the nearest whole consolidated share, and any fractions of consolidated shares arising from the Share Consolidation were disregarded.

## Notes to the **FINANCIAL STATEMENTS**

For the financial year ended 31 December 2020

### 1. Corporate information (continued)

#### 1.2 Reverse acquisition undertaken by the Company (the “Reverse Acquisition”) (continued)

##### *At Group level*

The acquisition of the Atlantic Group has been accounted for in the consolidated financial statements as a reverse acquisition involving a non-trading shell company. This transaction has been accounted for in the consolidated financial statements as a share-based transaction as described in FRS 102 *Share-based Payment* where the Atlantic Group was deemed to have issued shares in exchange for the net assets/liabilities in the Company together with the listing status of the Company. The cost of acquisition is determined using the fair value of the issued equity of the Company before the acquisition, being 12,500,000 consolidated shares at the market price at the date of acquisition. The listing status did not qualify for recognition as an intangible asset, and accordingly, the cost of the reverse acquisition (net of assets/liabilities acquired) had been expensed off in the consolidated statement of comprehensive income for the financial year ended 31 December 2012.

Since such consolidated financial statements represent a continuation of the financial statements of the Atlantic Group:

- (a) the assets and liabilities of the Atlantic Group are recognised and measured in the balance sheet of the Group at their pre-acquisition carrying amounts;
- (b) the assets and liabilities of the Company are recognised and measured in the consolidated balance sheet at their acquisition-date fair values;
- (c) the accumulated profits and other equity balances recognised in the consolidated financial statements are the accumulated profits and other equity balances of the Atlantic Group immediately before the reverse acquisition; and
- (d) the amount recognised as issued equity instruments in the consolidated financial statements is determined by adding to the issued equity of the Atlantic Group immediately before the reverse acquisition to the costs of the reverse acquisition. However, the equity structure appearing in the consolidated financial statements (i.e. the number and type of equity instruments issued) reflect the equity structure of the legal parent (i.e. the Company), including the equity instruments issued by the Company to effect the reverse acquisition.

##### *At Company level*

Reverse acquisition accounting applies only to the consolidated financial statements at the Group level. Therefore, in the Company’s separate financial statements, the investment in the legal subsidiaries (the Atlantic Group) is accounted for at cost less accumulated impairment losses, if any, in the Company’s balance sheet.



## Notes to the FINANCIAL STATEMENTS

For the financial year ended 31 December 2020

### 2. Summary of significant accounting policies

#### 2.1 Basis of presentation

The consolidated financial statements of the Group and the balance sheet and statement of changes in equity of the Company have been prepared in accordance with Singapore Financial Reporting Standards (International) ("SFRS(I)").

The financial statements have been prepared on the historical cost basis except as disclosed in the accounting policies below.

The financial statements are presented in United States Dollars ("USD" or "US\$") and all values are rounded to the nearest thousand (US\$'000), except when otherwise indicated.

#### *Going concern uncertainty*

For the financial year ended 31 December 2020, the Group incurred a net loss of US\$5,453,000 (2019: net profit of US\$2,402,000) which includes impairment charges recognised on vessels of US\$5,780,000 (2019: nil). As at 31 December 2020, the Group has reported a net current liabilities position of US\$57,949,000 (2019: US\$19,952,000) and net assets of US\$81,074,000 (2019: US\$85,952,000) as at 31 December 2020. The Company has reported a net current liabilities position of US\$13,536,000 (2019: net current assets of US\$2,657,000) and net assets of US\$78,064,000 (2019: US\$83,050,000) as at 31 December 2020.

As disclosed in Note 11, the Group had vessels with a carrying value of US\$150,712,000 as at 31 December 2020 that have been pledged with the financial institutions to secure the Group's bank loans. The Group's financial performance for the financial year ended 31 December 2020 was adversely affected by the challenging conditions affecting the offshore oil and gas industry and during the financial year, the Group and Company were unable to fulfil certain scheduled principal repayments to its principal bankers. As at 31 December 2020, the Group had breached certain terms of its bank loans and consequently, US\$52,889,000 in aggregate pertaining to such loans were classified as current liabilities as at 31 December 2020. As disclosed in Note 38, the Group had by end May 2021 completed the re-profiling of the secured loan obligations with both of its two principal bankers which in summary would result in US\$14.1 million in aggregate of principal repayments originally due in 2H2020 and FY2021 to be re-scheduled, and repayable from FY2022 to FY2025 ("Loans Re-profiling").

The Group has prepared the financial statements on a going-concern basis in view of the following:-

- The Group's and Company's net current liabilities position is mainly due to the classification of loans and borrowings of US\$55,387,000 (2019: US\$16,342,000) and US\$20,087,000 (2019: US\$7,657,000) respectively. As mentioned above, the support of its principal bankers as evident by the completion of the Loans Re-profiling is expected to alleviate its cash flow situation to meet its obligations as and when they fall due in the next 12 months.
- Apart from securing contracts to generate cash flow from chartering operations, as previously disclosed, the Group is exploring asset sales which if conducted, will improve the cash flow position of the Group.
- The principal shareholders of the Group had previously provided supported to the Group amounting to US\$11.4 million as at 31 December 2020, with US\$1.0 million in aggregate in accrued interests being waived off. The principal shareholders of the Group had continued to provide further financial support which amounted to US\$1.4 million in aggregate as at the date of this report to support the working capital requirements of the Group.

## Notes to the FINANCIAL STATEMENTS

For the financial year ended 31 December 2020

### 2. Summary of significant accounting policies (continued)

#### 2.2 Adoption of new and amended standards and interpretations

The accounting policies adopted are consistent with those of the previous financial year except that in the current financial year, the Group has adopted all the new and amended standards which are relevant to the Group and are effective for annual financial periods beginning on or after 1 January 2020. The adoption of these standards did not have any material effect on the financial performance or position of the Group.

#### 2.3 Standards issued but not yet effective

The Group has not adopted the following standards applicable to the Group that have been issued but not yet effective:

Descriptions	Effective for annual periods beginning on or after
Amendments to SFRS(I) 16 <i>Leases</i> : COVID-19 Related Rent Concessions	1 June 2020
Amendments to SFRS(I) 9 <i>Financial Instruments</i> , SFRS(I) 1-39 <i>Financial Instruments: Recognition and Measurement</i> , SFRS(I) 7 <i>Financial Instruments: Disclosures</i> , SFRS(I) 4 <i>Insurance Contracts</i> and SFRS(I) 16 <i>Leases</i> : Interest Rate Benchmark Reform – Phase 2	1 January 2021
Amendments to SFRS(I) 3: Reference to the Conceptual Framework	1 January 2022
Amendments to SFRS(I) 1-16 <i>Property, Plant and Equipment</i> : Proceeds before Intended Use	1 January 2022
Amendments to SFRS(I) 1-37 <i>Provisions, Contingent Liabilities and Contingent Assets</i> : Onerous Contracts – Cost of Fulfilling a Contract	1 January 2022
Annual Improvements to SFRS(I)s 2018-2020	1 January 2022
Amendments to SFRS(I) 1-1 <i>Presentation of Financial Statements</i> : Classification of Liabilities as Current or Non-current	1 January 2023
Amendments to SFRS(I) 10 <i>Consolidated Financial Statements</i> and SFRS(I) 1-28 <i>Investments in Associates and Joint Ventures</i> : Sale or Contribution of Assets between an Investor and its Associate or Joint Venture	Date to be determined

The directors expect that the adoption of the standards above will have no material impact on the financial statements in the period of initial application.

#### 2.4 Basis of consolidation and business combinations

##### (a) Basis of consolidation

The consolidated financial statements comprise the financial statements of the Company and its subsidiaries as at the end of the reporting period. The financial statements of the subsidiaries used in the preparation of the consolidated financial statements are prepared for the same reporting date as the Company. Consistent accounting policies are applied to like transactions and events in similar circumstances.

All intra-group balances, income and expenses and unrealised gains and losses resulting from intra-group transactions and dividends are eliminated in full.

Subsidiaries are consolidated from the date of acquisition, being the date on which the Group obtains control, and continue to be consolidated until the date that such control ceases.

Losses within a subsidiary are attributed to the non-controlling interest even if that results in a deficit balance.

## Notes to the **FINANCIAL STATEMENTS**

For the financial year ended 31 December 2020

### **2. Summary of significant accounting policies (continued)**

#### **2.4 Basis of consolidation and business combinations (continued)**

##### *(b) Business combinations*

Business combinations are accounted for by applying the acquisition method. Identifiable assets acquired and liabilities assumed in a business combination are measured initially at their fair values at the acquisition date. Acquisition-related costs are recognised as expenses in the periods in which the costs are incurred and the services are received.

Any contingent consideration to be transferred by the acquirer will be recognised at fair value at the acquisition date. Subsequent changes to the fair value of the contingent consideration which is deemed to be an asset or liability, will be recognised in profit or loss.

The Group elects for each individual business combination, whether non-controlling interest in the acquiree (if any), that are present ownership interests and entitle their holders to a proportionate share of net assets in the event of liquidation, is recognised on the acquisition date at fair value, or at the non-controlling interest's proportionate share of the acquiree's identifiable net assets. Other components of non-controlling interests are measured at their acquisition date fair value, unless another measurement basis is required by another SFRS(I).

Any excess of the sum of the fair value of the consideration transferred in the business combination, the amount of non-controlling interest in the acquiree (if any), and the fair value of the Group's previously held equity interest in the acquiree (if any), over the net fair value of the acquiree's identifiable assets and liabilities is recorded as goodwill. In instances where the latter amount exceeds the former, the excess is recognised as gain on bargain purchase in profit or loss on the acquisition date.

#### **2.5 Foreign currency**

The financial statements are presented in United States Dollars, which is also the Company's functional currency. Each entity in the Group determines its own functional currency and items included in the financial statements of each entity are measured using that functional currency.

##### *(a) Transactions and balances*

Transactions in foreign currencies are measured in the respective functional currencies of the Company and its subsidiaries and are recorded on initial recognition in the functional currency at exchange rates approximating those ruling at the transaction dates. Monetary assets and liabilities denominated in foreign currencies are translated at the rate of exchange ruling at the end of the reporting period. Non-monetary items that are measured in terms of historical cost in a foreign currency are translated using the exchange rates as at the dates of the initial transactions. Non-monetary items measured at fair value in a foreign currency are translated using the exchange rates at the date when the fair value was measured.

Exchange differences arising on the settlement of monetary items or on translating monetary items at the end of the reporting period are recognised in profit or loss.

##### *(b) Consolidated financial statements*

For consolidation purpose, the assets and liabilities of foreign operations are translated into USD at the rate of exchange ruling at the end of the reporting period and their profit or loss are translated at the exchange rates prevailing at the date of the transactions. The exchange differences arising on the translation are recognised in other comprehensive income. On disposal of a foreign operation, the component of other comprehensive income relating to that particular foreign operation is recognised in profit or loss.

## Notes to the FINANCIAL STATEMENTS

For the financial year ended 31 December 2020

### 2. Summary of significant accounting policies (continued)

#### 2.6 *Property, vessels and equipment*

All items of property, vessels and equipment are initially recorded at cost. Subsequent to recognition, property, vessels and equipment are measured at cost less accumulated depreciation and any accumulated impairment losses.

Depreciation is computed on a straight-line basis over the estimated useful lives of the assets as follows:

Vessels	10 to 25 years
Dry docking	5 years
Machinery and equipment	3 to 5 years
Motor vehicles	3 to 5 years
Office equipment	3 to 5 years

Capital work-in-progress is not depreciated as it is not yet available for use.

The carrying values of property, vessels and equipment are reviewed for impairment when events or changes in circumstances indicate that the carrying value may not be recoverable.

Dry docking refers to major inspections and overhauls which are required at regular intervals of 5 years over the useful life of the vessels to allow the continued use of the vessels. When major inspection and overhaul is performed, its cost is recognised in the carrying amount of the vessels as a replacement if the following recognition criteria are met:

- (i) It is probable that future economic benefits associated with the asset will flow to the entity; and
- (ii) The cost of the asset to the entity can be measured reliably.

Any remaining carrying amount of the cost of the previous inspection is derecognised.

The residual value, useful life and depreciation method are reviewed at each financial year-end, and adjusted prospectively, if appropriate.

An item of property, vessels and equipment is derecognised upon disposal or when no future economic benefits are expected from its use or disposal. Any gain or loss on derecognition of the asset is included in profit or loss in the year the asset is derecognised.

#### 2.7 *Intangible asset*

Intangible asset acquired separately is measured initially at cost. Following initial acquisition, intangible asset is carried at cost less any accumulated amortisation and any accumulated impairment losses.

The useful life of intangible asset "Club membership" is assessed as indefinite while software/licenses estimated to have definite useful lives and are amortised from the month the software/license is acquired, made available for use or extended support cost is incurred, using the straight line method over a period of 3 years.

Intangible asset with indefinite useful life are tested for impairment annually, or more frequently if the events and circumstances indicate that the carrying value may be impaired either individually or at the cash-generating unit level. Such intangible asset is not amortised. The useful life of an intangible asset with an indefinite useful life is reviewed annually to determine whether the useful life assessment continues to be supportable. If not, the change in useful life from indefinite to finite is made on a prospective basis.

Gains or losses arising from derecognition of an intangible asset are measured as the difference between the net disposal proceeds and the carrying amount of the asset and are recognised in profit or loss when the asset is derecognised.

# Notes to the FINANCIAL STATEMENTS

For the financial year ended 31 December 2020

## 2. Summary of significant accounting policies (continued)

### 2.7 *Intangible asset (continued)*

#### *Club membership*

Club membership acquired is measured initially at cost less any accumulated impairment loss.

#### *Software*

Software is measured at cost less accumulated amortisation and impairment losses, if any.

### 2.8 *Impairment of non-financial assets*

The Group assesses at each reporting date whether there is an indication that an asset may be impaired. If any indication exists, or when annual impairment testing for an asset is required, the Group makes an estimate of the asset's recoverable amount.

An asset's recoverable amount is the higher of an asset's or cash-generating unit's fair value less costs of disposal and its value in use and is determined for an individual asset, unless the asset does not generate cash inflows that are largely independent of those from other assets or group of assets. Where the carrying amount of an asset or cash-generating unit exceeds its recoverable amount, the asset is considered impaired and is written down to its recoverable amount.

Impairment losses of continuing operations are recognised in profit or loss.

A previously recognised impairment loss is reversed only if there has been a change in the estimates used to determine the asset's recoverable amount since the last impairment loss was recognised. If that is the case, the carrying amount of the asset is increased to its recoverable amount. That increase cannot exceed the carrying amount that would have been determined, net of depreciation, had no impairment loss been recognised previously. Such reversal is recognised in profit or loss.

### 2.9 *Subsidiaries*

A subsidiary is an investee that is controlled by the Group. The Group controls an investee when it is exposed, or has rights, to variable returns from its involvement with the investee and has the ability to affect those returns through its power over the investee.

In the Company's separate financial statements, investment in subsidiaries is accounted for at cost less impairment losses.

### 2.10 *Joint arrangements*

A joint arrangement is a contractual arrangement whereby two or more parties have joint control. Joint control is the contractually agreed sharing of control of an arrangement, which exists only when decisions about the relevant activities require the unanimous consent of the parties sharing control.

A joint arrangement is classified either as joint operation or joint venture, based on the rights and obligations of the parties to the arrangement.

To the extent the joint arrangement provides the Group with rights to the assets and obligations for the liabilities relating to the arrangement, the arrangement is a joint operation. To the extent the joint arrangement provides the Group with rights to the net assets of the arrangement, the arrangement is a joint venture.

## Notes to the **FINANCIAL STATEMENTS**

For the financial year ended 31 December 2020

### **2. Summary of significant accounting policies (continued)**

#### **2.10 Joint arrangements (continued)**

##### *Joint operations*

The Group recognises in relation to its interest in a joint operation,

- (a) its assets, including its share of any assets held jointly;
- (b) its liabilities, including its share of any liabilities incurred jointly;
- (c) its revenue from the sale of its share of the output arising from the joint operation;
- (d) its share of the revenue from the sale of the output by the joint operation; and
- (e) its expenses, including its share of any expenses incurred jointly.

The Group accounts for the assets, liabilities, revenues and expenses relating to its interest in a joint operation in accordance with the accounting policies applicable to the particular assets, liabilities, revenues and expenses.

##### *Joint ventures*

The Group recognises its interest in a joint venture as an investment and accounts for the investment using the equity method. The accounting policy for investment in joint venture is set out in Note 2.11.

#### **2.11 Joint ventures and associate**

An associate is an entity over which the Group has the power to participate in the financial and operating policy decisions of the investee but does not have control or joint control of those policies.

The Group accounts for its investment in associate and joint venture using the equity method from the date on which it becomes an associate or joint venture.

On acquisition of the investment, any excess of the cost of the investment over the Group's share of the net fair value of the investee's identifiable assets and liabilities represents goodwill and is included in the carrying amount of the investment. Any excess of the Group's share of the net fair value of the investee's identifiable assets and liabilities over the cost of the investment is included as income in the determination of the entity's share of the associate or joint venture's profit or loss in the period in which the investment is acquired.

Under the equity method, the investment in associate or joint venture are carried in the balance sheet at cost plus post-acquisition changes in the Group's share of net assets of the associate or joint venture. The profit or loss reflects the share of results of the operations of the associate or joint venture. Distributions received from joint venture or associate reduce the carrying amount of the investment. Where there has been a change recognised in other comprehensive income by the associate, the Group recognises its share of such changes in other comprehensive income. Unrealised gains and losses resulting from transactions between the Group and associate or joint venture are eliminated to the extent of the interest in the associate or joint venture.

When the Group's share of losses in an associate or joint venture equals or exceeds its interest in the associate or joint venture, the Group does not recognise further losses, unless it has incurred obligations or made payments on behalf of the associate or joint venture.

## Notes to the **FINANCIAL STATEMENTS**

For the financial year ended 31 December 2020

### **2. Summary of significant accounting policies (continued)**

#### **2.11 Joint ventures and associate (continued)**

After application of the equity method, the Group determines whether it is necessary to recognise an additional impairment loss on the Group's investment in associate or joint venture. The Group determines at the end of each reporting period whether there is any objective evidence that the investment in the associate or joint venture is impaired. If this is the case, the Group calculates the amount of impairment as the difference between the recoverable amount of the associate or joint venture and its carrying value and recognises the amount in profit or loss.

The financial statements of the associate or joint venture are prepared at the same reporting date as the Company. Where necessary, adjustments are made to bring the accounting policies in line with those of the Group.

#### **2.12 Financial instruments**

##### **(a) Financial assets**

###### *Initial recognition and measurement*

Financial assets are recognised when, and only when, the Group becomes party to the contractual provisions of the instruments.

At initial recognition, the Group measures a financial asset at its fair value plus, in the case of a financial asset not at fair value through profit or loss, transaction costs that are directly attributable to the acquisition of the financial asset. Transaction costs of financial assets carried at fair value through profit or loss are expensed in profit or loss.

Trade receivables are measured at the amount of consideration to which the Group expects to be entitled in exchange for transferring promised goods or services to a customer, excluding amounts collected on behalf of third party, if the trade receivables do not contain a significant financing component at initial recognition.

###### *Subsequent measurement*

###### Investments in debt instruments

Subsequent measurement of debt instruments depends on the Group's business model for managing the asset and the contractual cash flow characteristics of the asset. The three measurement categories for classification of debt instruments are:

##### (i) Amortised cost

Financial assets that are held for the collection of contractual cash flows where those cash flows represent solely payments of principal and interest are measured at amortised cost. Financial assets are measured at amortised cost using the effective interest method, less impairment. Gains and losses are recognised in profit or loss when the assets are derecognised or impaired, and through amortisation process.

## Notes to the FINANCIAL STATEMENTS

For the financial year ended 31 December 2020

### 2. Summary of significant accounting policies (continued)

#### 2.12 Financial Instruments (continued)

##### (a) Financial assets (continued)

###### (ii) Fair value through other comprehensive income (FVOCI)

Financial assets that are held for collection of contractual cash flows and for selling the financial assets, where the assets' cash flows represent solely payments of principal and interest, are measured at FVOCI. Financial assets measured at FVOCI are subsequently measured at fair value. Any gains or losses from changes in fair value of the financial assets are recognised in other comprehensive income, except for impairment losses, foreign exchange gains and losses and interest calculated using the effective interest method are recognised in profit or loss. The cumulative gain or loss previously recognised in other comprehensive income is reclassified from equity to profit or loss as a reclassification adjustment when the financial asset is derecognised.

###### (iii) Fair value through profit or loss (FVPL)

Assets that do not meet the criteria for amortised cost or FVOCI are measured at FVPL. A gain or loss on a debt instruments that is subsequently measured at fair value through profit or loss and is not part of a hedging relationship is recognised in profit or loss in the period in which it arises.

##### *Derecognition*

A financial asset is derecognised where the contractual right to receive cash flows from the asset has expired. On derecognition of a financial asset in its entirety, the difference between the carrying amount and the sum of the consideration received and any cumulative gain or loss that had been recognised in other comprehensive income is recognised in profit or loss.

##### (b) Financial liabilities

###### *Initial recognition and measurement*

Financial liabilities are recognised when, and only when, the Group becomes a party to the contractual provisions of the financial instrument. The Group determines the classification of its financial liabilities at initial recognition.

All financial liabilities are recognised initially at fair value plus in the case of financial liabilities not at fair value through profit or loss, directly attributable transaction costs.

###### *Subsequent measurement*

After initial recognition, financial liabilities that are not carried at fair value through profit or loss are subsequently measured at amortised cost using the effective interest method. Gains and losses are recognised in profit or loss when the liabilities are derecognised, and through the amortisation process.

##### *Derecognition*

A financial liability is derecognised when the obligation under the liability is discharged or cancelled or expires. On derecognition, the difference between the carrying amounts and the consideration paid is recognised in profit or loss.

##### (c) Offsetting of financial instruments

Financial assets and financial liabilities are offset and the net amount is presented in the balance sheets, when and only when, there is a currently enforceable legal right to set off the recognised amounts and there is an intention to settle on a net basis, or to realise the assets and settle the liabilities simultaneously.



## Notes to the FINANCIAL STATEMENTS

For the financial year ended 31 December 2020

### 2. Summary of significant accounting policies (continued)

#### 2.13 *Derivative financial instruments and hedging*

The Group uses derivative financial instruments such as interest rate swap contracts to hedge its risks associated with interest rate fluctuations. Such derivative financial instruments are initially recognised at fair value on the date on which a derivative contract is entered into, and are subsequently re-measured at fair value.

Any gains or losses arising from changes in fair value on derivatives that do not qualify for hedge accounting are taken directly to the profit and loss. At the inception of a hedge relationship, the Group formally designates and documents the hedge relationship to which the Group wishes to apply hedge accounting and the risk management objective and strategy for undertaking the hedge.

The documentation includes identification of the hedged item or transaction, the hedging instrument, the nature of the risk being hedged and how the Group will assess the hedging instrument's effectiveness in offsetting the exposure to changes in the hedged item's (or transaction's) cash flows attributable to the hedged risk. Such hedges are expected to be highly effective in achieving offsetting changes in cash flows, and are assessed on an ongoing basis to determine that they have been highly effective throughout the financial reporting periods for which they are designated.

##### *Cash flow hedges*

Hedges are classified as cash flow hedges when hedging the exposure to variability in cash flows that is either attributable to a particular risk associated with a recognised asset or liability or a highly probable forecast transaction and could affect profit or loss. The effective portion of the gain or loss on the hedging instrument is recognised directly in the fair value reserve, while the ineffective portion is recognised in the profit and loss.

Amounts taken to the fair value reserve are transferred to the profit and loss when the hedged transaction affects profit or loss, such as when a forecast sale or purchase occurs. If the hedged item is a non-financial asset or liability, the amounts taken to the fair value reserve are transferred to the initial carrying amount of the non-financial asset or liability.

If the hedged future cashflows are no longer expected to occur, amounts previously recognised in fair value reserve are transferred to profit or loss. If the hedging instrument expires or is sold, terminated or exercised without replacement or rollover, or if its designation as a hedge is revoked, amounts previously recognised in fair value reserve remain in other comprehensive income until the future cash flows occur, if the hedged future cash flows are still expected to occur.

#### 2.14 *Impairment of financial assets*

The Group recognises an allowance for expected credit losses (ECLs) for all debt instruments not held at fair value through profit or loss and financial guarantee contracts. The allowance is based on the ECL associated with the probability of default in the next twelve months unless there has been a significant increase in credit risk since origination, in which case, the allowance is based on the probability of default over the life of the asset.

ECLs are recognised in two stages. For credit exposures for which there has not been a significant increase in credit risk since initial recognition, ECLs are provided for credit losses that result from default events that are possible within the next 12 months (a 12-month ECL). For those credit exposures for which there has been a significant increase in credit risk since initial recognition, a loss allowance is recognised for credit losses expected over the remaining life of the exposure, irrespective of the timing of the default (a lifetime ECL).

The Group applies a simplified approach in measuring ECLs for these financial assets and therefore does not track changes in credit risk, but instead recognises a loss allowance based on lifetime ECLs at each reporting date. The Group has established a provision matrix that is based on its historical credit loss experience, adjusted for forward-looking factors specific to the debtors and the economic environment.

The Group considers a financial asset to be in default when contractual payment are 365 days past due. However, in certain cases, the Group may also consider a financial asset to be in default when internal or external information indicates that the Group is unlikely to receive the outstanding contractual amounts in full before taking into account any credit enhancements held by the Group. A financial asset is written off when there is no reasonable expectation of recovering the contractual cash flows.

## Notes to the **FINANCIAL STATEMENTS**

For the financial year ended 31 December 2020

### **2. Summary of significant accounting policies (continued)**

#### **2.15 Cash and cash equivalents**

Cash and cash equivalents comprise cash at bank and bank overdrafts that form an integral part of the Group's cash management.

#### **2.16 Inventories**

Inventories are stated at the lower of cost and net realisable value. Costs incurred in bringing the inventories to their present location and condition are accounted for on a first-in first-out basis.

Where necessary, allowance is provided for damaged, obsolete and slow moving items to adjust the carrying value of inventories to the lower of cost and net realisable value.

Net realisable value is the estimated selling price in the ordinary course of business, less estimated costs of completion and the estimated costs necessary to make the sale.

#### **2.17 Provisions**

Provisions are recognised when the Group has a present obligation (legal or constructive) as a result of a past event, it is probable that an outflow of resources embodying economic benefits will be required to settle the obligation and the amount of the obligation can be estimated reliably.

Provisions are reviewed at the end of each reporting period and adjusted to reflect the current best estimate. If it is no longer probable that an outflow of economic resources will be required to settle the obligation, the provision is reversed. If the effect of the time value of money is material, provisions are discounted using a current pre-tax rate that reflects, where appropriate, the risks specific to the liability. When discounting is used, the increase in the provision due to the passage of time is recognised as a finance cost.

#### **2.18 Borrowing costs**

Borrowing costs are capitalised as part of the cost of a qualifying asset if they are directly attributable to the acquisition, construction or production of that asset. Capitalisation of borrowing costs commences when the activities to prepare the asset for its intended use or sale are in progress and the expenditures and borrowing costs are incurred. Borrowing costs are capitalised until the assets are substantially completed for their intended use or sale. All other borrowing costs are expensed in the period they occur. Borrowing costs consist of interest and other costs that an entity incurs in connection with the borrowing of funds.

#### **2.19 Employee benefits**

##### *(a) Employee leave entitlement*

Employee entitlements to annual leave are recognised as a liability when they are accrued to the employees in accordance with the UAE labour law. The undiscounted liability for leave expected to be settled wholly before twelve months after the end of the reporting period is recognised for services rendered by employees up to the end of the reporting period. The liability for leave expected to be settled beyond twelve months from the end of the reporting period is determined using the projected unit credit method. The net total of service costs, net interest on the liability and re-measurement of the liability are recognised in profit or loss.

##### *(b) Employees' end of service benefits*

The Group makes provision for end of service benefits in accordance with the UAE Labour Law. The entitlement to these benefits is based upon the employees' salary and length of service, subject to the completion of a minimum service period. The expected costs of these benefits are accrued over the period of entitlement.

## Notes to the **FINANCIAL STATEMENTS**

For the financial year ended 31 December 2020

### 2. Summary of significant accounting policies (continued)

#### 2.19 *Employee benefits (continued)*

##### (c) *Employees share option plans*

Employees of the Group receive remuneration in the form of share options as consideration for services rendered. The cost of these equity-settled share based payment transactions with employees is measured by reference to the fair value of the options at the date on which the options are granted which takes into account market conditions and non-vesting conditions. This cost is recognised in profit or loss, with a corresponding increase in the employee share option reserve, over the vesting period. The cumulative expense recognised at each reporting date until the vesting date reflects the extent to which the vesting period has expired and the Group's best estimate of the number of options that will ultimately vest. The charge or credit to profit or loss for a period represents the movement in cumulative expense recognised as at the beginning and end of that period and is recognised in employee benefits expense.

The employee share option reserve is transferred to retained earnings upon expiry of the share option.

##### Vesting and non-vesting conditions

Vesting conditions are conditions that determine whether the entity receives the services that entitle the counterparty to receive cash, other assets or equity instruments of the entity under a share-based payment arrangement.

Vesting conditions are limited to two types:

- Service condition – a vesting condition that requires counterparty to complete a specified period of service which services are provided to the entity; and
- Performance condition – a vesting condition that requires
  - (a) the counterparty to complete a specified period of service (i.e. a service condition); the service requirement can be explicit or implicit and
  - (b) specified performance target(s) to be met while the counterparty is rendering the required service.

Any condition that is neither a service condition nor a performance condition would be regarded as a non-vesting condition.

Non-vesting conditions are to be taken into account when estimating the fair value of the equity instruments granted.

#### 2.20 **Leases**

The Group assesses at contract inception whether a contract is, or contains, a lease. That is, if the contract conveys the right to control the use of an identified asset for a period of time in exchange for consideration.

##### (a) *As lessee*

After the implementation of SFRS(I)16, the Group applies a single recognition and measurement approach for all leases, except for short-term leases and leases of low-value assets. The Group recognises lease liabilities to make lease payments and right-of-use assets representing the right to use the underlying assets.

## Notes to the FINANCIAL STATEMENTS

For the financial year ended 31 December 2020

### 2. Summary of significant accounting policies (continued)

#### 2.20 Leases (continued)

##### (a) As lessee (continued)

##### (i) Right-of-use assets

The Group recognises right-of-use assets at the commencement date of the lease (i.e., the date the underlying asset is available for use). Right-of-use assets are measured at cost, less any accumulated depreciation and impairment losses, and adjusted for any remeasurement of lease liabilities. The cost of right-of-use assets includes the amount of lease liabilities recognised, initial direct costs incurred, and lease payments made at or before the commencement date less any lease incentives received.

Right-of-use assets are depreciated on a straight-line basis over the shorter of the lease term and the estimated useful lives of the assets, as follows:

Land : 3 years

If ownership of the leased asset transfers to the Group at the end of the lease term or the cost reflects the exercise of a purchase option, depreciation is calculated using the estimated useful life of the asset. The right-of-use assets are also subject to impairment. Refer to accounting policies in Note 2.8.

##### (ii) Lease liabilities

At the commencement date of the lease, the Group recognises lease liabilities measured at the present value of lease payments to be made over the lease term.

The lease payments include fixed payments (including in-substance fixed payments) less any lease incentives receivable, variable lease payments that depend on an index or a rate, and amounts expected to be paid under residual value guarantees. The lease payments also include the exercise price of a purchase option reasonably certain to be exercised by the Group and payments of penalties for terminating the lease, if the lease term reflects the Group exercising the option to terminate. Variable lease payments that do not depend on an index or a rate are recognised as expenses (unless they are incurred to produce inventories) in the period in which the event or condition that triggers the payment occurs.

In calculating the present value of lease payments, the Group uses its incremental borrowing rate at the lease commencement date because the interest rate implicit in the lease is not readily determinable. After the commencement date, the amount of lease liabilities is increased to reflect the accretion of interest and reduced for the lease payments made. In addition, the carrying amount of lease liabilities is remeasured if there is a modification, a change in the lease term, a change in the lease payments (e.g., changes to future payments resulting from a change in an index or rate used to determine such lease payments) or a change in the assessment of an option to purchase the underlying asset.

##### (iii) Short-term leases and leases of low-value assets

The Group applies the short-term lease recognition exemption to its short-term leases of machinery and equipment (i.e., those leases that have a lease term of 12 months or less from the commencement date and do not contain a purchase option). It also applies the lease of low-value assets recognition exemption to leases of office equipment that are considered to be low value. Lease payments on short-term leases and leases of low-value assets are recognised as expense on a straight-line basis over the lease term.

##### (b) As lessor

Leases in which the Group does not transfer substantially all the risks and rewards of ownership of the asset are classified as operating leases. Initial direct costs incurred in negotiating an operating lease are added to the carrying amount of the leased asset and recognised over the lease term on the same bases as rental income. The accounting policy for operating lease income (time charter income) is set out in Note 2.21(a).

## Notes to the **FINANCIAL STATEMENTS**

For the financial year ended 31 December 2020

### **2. Summary of significant accounting policies (continued)**

#### **2.21 Revenue**

Revenue is measured based on the consideration to which the Group expects to be entitled in exchange for transferring promised goods or services to a customer, excluding amounts collected on behalf of third parties.

Revenue is recognised when the Group satisfies a performance obligation by transferring a promised good or service to the customer, which is when the customer obtains control of the good or service. A performance obligation may be satisfied at a point in time or over time. The amount of revenue recognised is the amount allocated to the satisfied performance obligation.

(a) *Marine logistics services*

Marine logistics services consist of services provided for time charter.

Revenue arising from chartering of vessels is calculated on a time apportionment basis in accordance with the terms and conditions of the charter agreement. Charter income is deferred to the extent that conditions necessary for its realisation have yet to be fulfilled.

Ancillary time charter revenue is recognised over time on a straight-line basis over the charter period, and the corresponding cost are charged to profit or loss using the same basis.

(b) *Ship repair, fabrication and other related marine services*

Revenue from the provision of ship repairs, fabrication and other marine related services are recognised when the performance obligation under the contracts are satisfied.

(c) *Interest income*

Interest income is recognised using the effective interest method.

#### **2.22 Taxes**

(a) *Current income tax*

Current income tax assets and liabilities for the current and prior periods are measured at the amount expected to be recovered from or paid to the taxation authority. The tax rates and tax laws used to compute the amount are those that are enacted or substantively enacted at the end of the reporting period, in the countries where the Group operates and generates taxable income.

Current income taxes are recognised in profit or loss except to the extent that the tax relates to items recognised outside profit or loss, either in other comprehensive income or directly in equity. Management periodically evaluates positions taken in the tax returns with respect to situations in which applicable tax regulations are subject to interpretation and establishes provisions where appropriate.

# Notes to the FINANCIAL STATEMENTS

For the financial year ended 31 December 2020

## 2. Summary of significant accounting policies (continued)

### 2.22 Taxes (continued)

#### (b) Deferred tax

Deferred tax is provided using the liability method on temporary differences at the end of the reporting period between the tax bases of assets and liabilities and their carrying amounts for financial reporting purposes.

Deferred tax liabilities are recognised for all taxable temporary differences, except:

- Where the deferred tax liability arises from the initial recognition of goodwill or of an asset or liability in a transaction that is not a business combination and, at the time of the transaction, affects neither the accounting profit nor taxable profit or loss; and
- In respect of taxable temporary differences associated with investments in subsidiaries, associates and interests in joint ventures where the timing of the reversal of the temporary differences can be controlled and it is probable that the temporary differences will not reverse in the foreseeable future.

Deferred tax assets are recognised for all deductible temporary differences, the carry forward of unused tax credits and unused tax losses, to the extent that it is probable that taxable profit will be available against which the deductible temporary differences, and the carry forward of unused tax credits and unused tax losses can be utilised except:

- Where the deferred tax asset relating to the deductible temporary difference arises from the initial recognition of an asset or liability in a transaction that is not a business combination and, at the time of the transaction, affects neither accounting profit nor taxable profit or loss; and
- In respect of deductible temporary differences associated with investments in subsidiaries, associates and interests in joint ventures, deferred tax assets are recognised only to the extent that it is probable that the temporary differences will reverse in the foreseeable future and taxable profit will be available against which the temporary differences can be utilised.

The carrying amount of deferred tax assets is reviewed at the end of each reporting period and reduced to the extent that it is no longer probable that sufficient taxable profit will be available to allow all or part of the deferred tax asset to be utilised. Unrecognised deferred tax assets are reassessed at the end of each reporting period and are recognised to the extent that it has become probable that future taxable profit will allow the deferred tax asset to be recovered.

Deferred tax assets and liabilities are measured at the tax rates that are expected to apply in the year when the asset is realised or the liability is settled, based on tax rates (and tax laws) that have been enacted or substantively enacted at the end of each reporting period.

Deferred tax relating to items recognised outside profit or loss is recognised outside profit or loss. Deferred tax items are recognised in correlation to the underlying transaction either in other comprehensive income or directly in equity and deferred tax arising from a business combination is adjusted against goodwill on acquisition.

## Notes to the **FINANCIAL STATEMENTS**

For the financial year ended 31 December 2020

### **2. Summary of significant accounting policies (continued)**

#### **2.22 Taxes (continued)**

(c) *Sales tax*

Revenues, expenses and assets are recognised net of the amount of sales tax except:

- Where the sales tax incurred on a purchase of assets or services is not recoverable from the taxation authority, in which case the sales tax is recognised as part of the cost of acquisition of the asset or as part of the expense item as applicable; and
- Receivables and payables that are stated with the amount of sales tax included.

The net amount of sales tax recoverable from, or payable to, the taxation authority is included as part of receivables or payables in the balance sheet.

#### **2.23 Segment reporting**

For management purposes, the Group is organised into operating segments based on their services which are independently managed by the respective segment managers responsible for the performance of the respective segments under their charge. The segment managers report directly to the management of the Group who regularly reviews the segment results in order to allocate resources to the segments and to assess the segment performance. Additional disclosures on each of these segments are shown in Note 37, including the factors used to identify the reportable segments and the measurement basis of segment information.

#### **2.24 Share capital and share issuance expenses**

Proceeds from issuance of ordinary shares are recognised as share capital in equity. Incremental costs directly attributable to the issuance of ordinary shares are deducted against share capital.

#### **2.25 Contingencies**

A contingent liability is:

- (a) a possible obligation that arises from past events and whose existence will be confirmed only by the occurrence or non-occurrence of one or more uncertain future events not wholly within the control of the Group, or
- (b) a present obligation that arises from past events but is not recognised because:
  - (i) It is not probable that an outflow of resources embodying economic benefits will be required to settle the obligation; or
  - (ii) The amount of the obligation cannot be measured with sufficient reliability.

A contingent asset is a possible asset that arises from past events and whose existence will be confirmed only by the occurrence or non-occurrence of one or more uncertain future events not wholly within the control of the Group.

Contingent liabilities and assets are not recognised on the balance sheet of the Group, except for contingent liabilities assumed in a business combination that are present obligations and which the fair values can be reliably determined.

## Notes to the **FINANCIAL STATEMENTS**

For the financial year ended 31 December 2020

### **3. Significant accounting estimates and judgments**

The preparation of the Group's consolidated financial statements requires management to make judgments, estimates and assumptions that affect the reported amounts of revenues, expenses, assets and liabilities, and the disclosure of contingent liabilities at the end of each reporting period. Uncertainty about these assumptions and estimates could result in outcomes that could require a material adjustment to the carrying amount of the asset or liability affected in the future periods.

#### **3.1 Judgments made in applying accounting policies**

(a) *Proportionate consolidation of investment in joint operations*

The Group formed Atlantic Venture Inc. ("AVI"), to acquire a vessel and provide charter services with 51% equity interests. The Group has equal representation on the board of directors and unanimous consent is required from both the Group and the third party partner for all major operational decisions. Both the Group and the third party partner, in accordance with their respective participating equity interests, would have the rights to the assets and obligations to the liabilities of AVI. Based on these facts and circumstances, management concluded that the Group has joint control over AVI and, therefore, recognised its share of each of the assets and the liabilities in respect of its interest in the respective joint operation in its financial statements.

(b) *Leases – Determining the lease term of contracts with renewal and termination options*

The application of SFRS(I) 16 requires the Group to make judgements that affect the valuation of the lease liabilities and the valuation of right-of-use assets. These include: determining contracts in scope of SFRS(I) 16 and determining the contract term.

The Group determines the lease term as the non-cancellable term of the lease, together with any periods covered by the option to extend the lease if it is reasonably certain to be exercised, or any periods covered by an option to terminate the lease, if it is reasonably certain not to be exercised.

The Group has lease contracts that include extension and termination options. The Group applies judgement in evaluating whether it is reasonably certain whether or to exercise the option to renew or terminate the lease. That is, it considers all relevant factors that create an economic incentive for it to exercise either the renewal or termination. After the commencement date, the Group reassesses the lease term if there is a significant event or change in circumstances that is within its control and affects its ability to exercise or not to exercise the option to renew or to terminate.

#### **3.2 Key sources of estimation uncertainty**

The key assumptions concerning the future and other key sources of estimation uncertainty at the end of the reporting period are discussed below. The Group based its assumptions and estimates on parameters available when the financial statements were prepared. Existing circumstances and assumptions about future developments, however, may change due to market changes or circumstances arising beyond the control of the Group. Such changes are reflected in the assumptions when they occur.



## Notes to the FINANCIAL STATEMENTS

For the financial year ended 31 December 2020

### 3. Significant accounting estimates and judgments (continued)

#### 3.2 Key sources of estimation uncertainty (continued)

(a) *Residual values and useful lives of vessels and machinery and equipment*

The Group reviews the residual values and useful lives of vessels and machinery and equipment at the end of each reporting period in accordance with the accounting policy stated in Note 2.6. The cost of the vessels and machinery and equipment is depreciated on a straight-line basis over the vessels and machinery and equipment's estimated useful lives. Management estimates the useful lives of the vessels to be within 10 to 25 years and machinery and equipment to be within 3 to 5 years.

Changes in the expected level of usage and technological developments could impact the economic useful lives of the vessels and machinery and equipment; therefore future depreciation charges could be revised. The carrying amount of the Group's vessels, machinery and equipment as at 31 December 2020 was US\$150,745,000 (2019: US\$164,004,000). A 10% difference in the expected useful lives of these assets from management's estimates would result in approximately US\$747,000 (2019: US\$951,000) variance in the Group's (loss)/profit before tax.

(b) *Impairment of non-financial assets*

An impairment exists when the carrying value of an asset or cash generating unit exceeds its recoverable amount, which is the higher of its fair value less costs of disposal and its value in use. At least at each year end, the Group assesses whether there is any indication that its vessels may be impaired. If such indicator exists, the Group estimates the recoverable amount of the vessel.

The Group engages independent professional valuation expert to perform valuations of the recoverable amount of its vessels based on fair value less costs of disposal.

The impairment charge for the financial year was US\$5,780,000 (2019: US\$ Nil). If the fair value less costs of disposal decrease by 10% from the fair value based on valuation reports, the impairment charges will increase by US\$9,393,000 (2019: US\$12,240,000).

(c) *Provision for expected credit losses on trade receivables*

The Group uses a provision matrix to calculate ECLs for trade receivables. The provision rates are based on days past due for groupings of various customer segments that have similar loss patterns.

The provision matrix is initially based on the Group's historical observed default rates. The Group will calibrate the matrix to adjust historical credit loss experience with forward-looking information. At every reporting date, historical default rates are updated and changes in the forward-looking estimates are analysed.

The assessment of the correlation between historical observed default rates, forecast economic conditions and ECLs is a significant estimate. The amount of ECLs is sensitive to changes in circumstances and of forecast economic conditions. The Group's historical credit loss experience and forecast of economic conditions may also not be representative of the customer's actual default in the future. The information about the ECLs on the Group's trade receivables is disclosed in Note 35.

The carrying amount of trade receivables as at 31 December 2020 was US\$13,790,000 (2019: US\$20,579,000).

## Notes to the FINANCIAL STATEMENTS

For the financial year ended 31 December 2020

### 4. Revenue

	Group	
	2020 US\$'000	2019 US\$'000
<b>Disaggregation of revenue</b>		
<i>Type of services</i>		
Time charter - lease revenue	42,732	55,108
Other ancillary time charter revenue	20,183	20,383
Ship repair, fabrication and other related marine services	1,479	1,027
	64,394	76,518

The Group accounts for the lease of vessels and time charter under SFRS(I) 16 Leases as lease revenue. Time charter comprises of lease of vessels and provision of other ancillary services. Other ancillary services include provision of crew and other services under the time charter contracts. The Group separates the lease and non-lease components of time charter by allocating the transaction price based on their relative stand-alone selling prices. The stand-alone selling prices are determined based on cost plus approach where management determined the cost for the leases of vessels and services and apply a margin based on the Group's business pricing strategies and practices.

Refer to Note 37 for revenue disclosure by operating business segments and geographical locations.

### 5. Finance income and costs

	Group	
	2020 US\$'000	2019 US\$'000
<i>Finance income:</i>		
Interest income from bank balance	1	6
<i>Finance costs:</i>		
Interest expense on bank loans	4,208	6,108
Interest expense on loans from shareholders	630	584
Interest expense on lease liabilities	13	19
	4,851	6,711

### 6. Other income

	Group	
	2020 US\$'000	2019 US\$'000
Insurance claim in relation to vessels	325	–
Gain from disposal of property, vessels and equipment	31	1
Accounts payable written off	178	136
Miscellaneous income	1	110
	535	247

## Notes to the FINANCIAL STATEMENTS

For the financial year ended 31 December 2020

### 7. Other expenses

	Group	
	2020	2019
	US\$'000	US\$'000
Loss on disposal of property, vessels and equipment	–	502

### 8. (Loss)/profit before tax

The following items have been included in arriving at (loss)/profit before tax:

	Note	Group	
		2020	2019
		US\$'000	US\$'000
Audit fees paid to:			
- Auditors of the Company		61	61
- Other auditors		54	44
Non-audit fees paid to:			
- Auditors of the Company		3	3
Depreciation of property, vessels and equipment	11	8,651	9,509
Depreciation of right-of-use assets	12	65	65
Employee benefits expense <sup>(1)</sup>	29	19,570	20,701
Allowance for doubtful trade debts, net	19	466	257
Allowance for amount due from a joint operation (non-trade)	18	1,590	–
Advances, deposits and other receivables written off		78	–
Short term operating lease expense	12	7,904	12,522
Inventories recognised as an expense in cost of services	17	27	256

<sup>(1)</sup> Includes directors' remuneration and remuneration of key management personnel as disclosed in Note 29 and Note 31(b).

### 9. Income tax expense

#### Major components of income tax expense

The major components of income tax expense for the years ended 31 December 2020 and 2019 are:

	Group	
	2020	2019
	US\$'000	US\$'000
<i>Consolidated statement of comprehensive income:</i>		
Current income tax		
- Income tax	–	2
Income tax expense recognised in profit or loss	–	2

## Notes to the FINANCIAL STATEMENTS

For the financial year ended 31 December 2020

### 9. Income tax expense (continued)

#### *Relationship between income tax expense and accounting (loss)/profit*

A reconciliation between tax expense and the product of accounting (loss)/profit multiplied by the applicable corporate tax rate for the years ended 31 December 2020 and 2019 is as follows:

	Group	
	2020 US\$'000	2019 US\$'000
(Loss)/profit before tax	(5,453)	2,404
Tax at the domestic rates applicable to profits in the countries where the Group operates	-	2
Income tax expense recognised in profit or loss	-	2

The above reconciliation is prepared by aggregating separate reconciliations for each national jurisdiction.

The Company is subject to tax at the applicable rate in accordance with the relevant tax laws and regulations in Singapore. The Company's subsidiaries are either incorporated in BVI or UAE (Note 14). The BVI incorporated subsidiaries are incorporated under the International Business Companies Act of the BVI and accordingly, are exempted from payment of BVI income taxes. According to the relevant UAE laws, the UAE incorporated subsidiaries are not required to pay UAE income taxes.

### 10. (Loss)/earnings per share

Basic (loss)/earnings per share are calculated by dividing (loss)/profit, net of tax, attributable to owners of the Company by the weighted average number of ordinary shares outstanding during the financial year.

Diluted (loss)/earnings per share are calculated by dividing (loss)/profit, net of tax, attributable to owners of the Company by the weighted average number of ordinary shares outstanding during the financial year plus the weighted average number of ordinary shares that would be issued on the conversion of all the dilutive potential ordinary shares into ordinary shares.

The following tables reflect the (loss)/profit and share data used in the computation of basic and diluted (loss)/earnings per share for the years ended 31 December 2020 and 2019:

	Group	
	2020 US\$'000	2019 US\$'000
(Loss)/profit for the year attributable to owners of the Company used in the computation of basic and diluted (loss)/earnings per share	(5,453)	2,402
	No. of shares '000	No. of shares '000
Weighted average number of ordinary shares for basic and diluted (loss)/profit per share computation	523,512	523,512
Basic (loss)/earnings per share (US\$ cents)	(1.04)	0.46
Diluted (loss)/earnings per share (US\$ cents)	(1.04)	0.46

750,000 share options granted to employees under the Atlantic ESOS have not been included in the calculation of diluted (loss)/earnings per share for the year ended 31 December 2019 because they are anti-dilutive.

## Notes to the FINANCIAL STATEMENTS

For the financial year ended 31 December 2020

### 11. Property, vessels and equipment

Group	Vessels US\$'000	Dry docking US\$'000	Machinery and equipment US\$'000	Motor vehicles US\$'000	Office equipment US\$'000	Capital work-in- progress US\$'000	Total US\$'000
<b>Cost:</b>							
At 1 January 2019	232,990	3,036	210	272	194	–	236,702
Additions	–	1,266	–	–	–	–	1,266
Disposals	(5,129)	(1,022)	–	(37)	–	–	(6,188)
Reclassifications	(3,722)	3,722	–	–	–	–	–
At 31 December 2019 and 1 January 2020	224,139	7,002	210	235	194	–	231,780
Additions	–	876	–	96	–	382	1,354
Disposals	–	–	(19)	(157)	–	–	(176)
Reclassifications	–	–	–	–	–	–	–
At 31 December 2020	224,139	7,878	191	174	194	382	232,958
<b>Accumulated depreciation:</b>							
At 1 January 2019	54,464	2,003	165	193	181	–	57,006
Depreciation for the year	7,814	1,663	4	28	–	–	9,509
Disposals	(2,102)	(931)	–	(32)	–	–	(3,065)
At 31 December 2019 and 1 January 2020	60,176	2,735	169	189	181	–	63,450
Depreciation for the year	7,471	1,163	3	13	1	–	8,651
Impairment Loss	5,780	–	–	–	–	–	5,780
Disposals	–	–	(14)	(141)	–	–	(155)
At 31 December 2020	73,427	3,898	158	61	182	–	77,726
<b>Net carrying amount:</b>							
At 31 December 2019	163,963	4,267	41	46	13	–	168,330
At 31 December 2020	150,712	3,980	33	113	12	382	155,232

#### Assets pledged as security

Vessels with a carrying value of US\$150,712,000 (2019: US\$163,963,000) were pledged to secure bank loans (Note 21).

#### Capital work-in-progress

Capital work-in-progress includes costs incurred for the dry docking of vessels. The Group capitalises all such costs as capital work-in-progress, up to the date of completion. Such costs are transferred from capital work-in-progress to the appropriate asset category upon completion, and are depreciated over their estimated useful lives from the date of such completion.

#### Impairment of assets

In the financial year ended 31 December 2020, in view of the uncertainties due to the rapidly evolving COVID-19 pandemic as well as the volatility of oil prices and their impacts, a subsidiary of the Group, Atlantic Navigation Holdings Inc., carried out a review of the recoverable amount of its vessels. An impairment loss of US\$5,780,000 representing the write-down of these vessels to the recoverable amount was recognised in profit or loss for the financial year ended 31 December 2020. The recoverable amount of the vessels was determined based on the valuation report from an independent valuer. There was no impairment loss recognised for financial year ended 31 December 2019.

## Notes to the FINANCIAL STATEMENTS

For the financial year ended 31 December 2020

### 12. Right-of-use assets

Group as a lessee

The Group has lease contracts for various items of land and other equipment used in its operations. The Group's obligations under its leases are secured by the lessor's title to the leased assets. Generally, the Group is restricted from assigning and subleasing the leased assets.

The Group also has certain leases of vessels with lease terms of 12 months or less. The Group applies the 'short-term lease' recognition exemptions for these leases.

#### (i) Right-of-use assets

Set out below are the carrying amounts of right-of-use assets recognised and the movements during the period:

	Land lease	
	2020 US\$'000	2019 US\$'000
As at 1 January	150	–
Adoption of SFRS(I) 16	–	215
Depreciation for the year	(65)	(65)
As at 31 December	85	150

#### (ii) Lease liabilities

Set out below are the carrying amounts of lease liabilities during the period:

	2020	2019
	US\$'000	US\$'000
At 1 January	150	–
Adoption of SFRS(I) 16	–	215
Accretion of interest	13	19
Payments	(91)	(84)
At 31 December	72	150
Classified as:		
Current	72	72
Non-current	–	78

The maturity analysis of lease liabilities is disclosed in Note 35.

#### (iii) Statement of comprehensive income

The following items have been included in arriving at (loss)/profit before taxation:

	2020 US\$'000	2019 US\$'000
Depreciation of right-of-use assets	65	65
Interest expense on lease liabilities	13	19
Short term operating lease expenses	7,904	12,522
Total amount recognised in profit or loss	7,982	12,606

## Notes to the FINANCIAL STATEMENTS

For the financial year ended 31 December 2020

### 12. Right-of-use assets (continued)

#### (iv) Others

The Group has lease contracts that include termination options. These options are negotiated by management to provide flexibility in managing the Group's business needs. Management exercises judgement in determining whether these termination options are reasonably certain to be exercised (Note 3.1(b)).

Set out below are the undiscounted potential future rental payments relating to periods following the exercise date of termination options that are not included in the lease term:

	Within five years	More than five years	Total
	US\$'000	US\$'000	US\$'000
Potential future rental payments not included in the lease term	425	850	1,275

### 13. Intangible assets

Group	Software	Club membership	Total
	US\$'000	US\$'000	US\$'000
<b>Cost:</b>			
At 1 January 2019	–	141	141
Additions	11	–	11
At 31 December 2019	11	141	152
Additions	52	–	52
At 31 December 2020	63	141	204
<b>Accumulated amortisation:</b>			
At 1 January 2019	–	–	–
Additions	2	–	2
At 31 December 2019 and 1 January 2020	2	–	2
Additions	19	–	19
At 31 December 2020	21	–	21
<b>Net carrying amount:</b>			
At 31 December 2019	9	141	150
At 31 December 2020	42	141	183

The club membership with lifetime tenure is assessed as having an indefinite useful life and not amortised.

	Company	
	2020	2019
	US\$'000	US\$'000
Club membership	141	141

Notes to the  
**FINANCIAL STATEMENTS**

For the financial year ended 31 December 2020

**14. Investment in subsidiaries**

<b>Company</b>	
<b>2020</b>	<b>2019</b>
US\$'000	US\$'000
67,770	66,741

Unquoted equity shares, at cost

The Group has the following significant investment in subsidiaries:

<b>Name</b>	<b>Country of incorporation</b>	<b>Principal activities</b>	<b>Proportion (%) of ownership interest</b>	
			<b>2020</b>	<b>2019</b>
			%	%
<b><i>Held by the Company:</i></b>				
<sup>(2)</sup> Atlantic Navigation Holdings Inc.	BVI	Investment holding	100	100
<b><i>Held by Atlantic Navigation Holdings Inc.:</i></b>				
<sup>(1)</sup> Atlantic Maritime Group FZE	UAE	Commercial and administrative manager of the Group's marine logistics services business and provider of ship repair, fabrication and other marine services	100	100
<sup>(2)</sup> Atlantic Oceana Inc	BVI	Ship owner	100	100
<sup>(2)</sup> Atlantic Offshore Services Inc	BVI	Ship owner	100	100
<sup>(2)</sup> Bimar Offshore Inc	BVI	Ship owner	100	100
<sup>(2)</sup> Atlantic Offshore Inc	BVI	Ship owner	100	100
<sup>(2)</sup> Crossworld Marine Services Inc	BVI	Ship owner	100	100
<sup>(2)</sup> Oasis Marine Inc	BVI	Ship owner	100	100
<sup>(2)</sup> Pacific International Offshore Inc	BVI	Ship owner	100	100
<sup>(2)</sup> Atlantic Navigation Limited	BVI	Ship owner	100	100
<sup>(2)</sup> Lift-Offshore Inc	BVI	Ship owner	100	100
<sup>(2)</sup> Atnav Holdings Inc.	BVI	Investment holding	100	100



## Notes to the FINANCIAL STATEMENTS

For the financial year ended 31 December 2020

### 14. Investment in subsidiaries (continued)

Name	Country of incorporation	Principal activities	Proportion (%) of ownership interest	
			2020 %	2019 %
<b><i>Held by Atnav Holdings Inc.:</i></b>				
<sup>(2)</sup> ATNAV Nautical Inc.	BVI	Ship owner	100	100
<sup>(2)</sup> ATNAV Maritime Inc.	BVI	Ship owner	100	100
<sup>(2)</sup> ATNAV International Inc.	BVI	Ship owner	100	100
<sup>(2)</sup> ATNAV Oceanic Inc.	BVI	Ship owner	100	100
<sup>(2)</sup> ATNAV Marine Inc.	BVI	Ship owner	100	100
<sup>(2)</sup> ATNAV Inc.	BVI	Ship owner	100	100
<sup>(2)</sup> ATNAV Offshore Inc.	BVI	Ship owner	100	100
<b><i>Held by Atlantic Maritime Group FZE:</i></b>				
<sup>(1)</sup> Atlantic Ship Management LLC	UAE	Ship management	49 #	49 #
<sup>(2)</sup> Atlantic Maritime Ghana Private Limited	Ghana	Ship brokerage services (inactive)	90	90

<sup>(1)</sup> Audited by member firms of EY Global in the respective countries.

<sup>(2)</sup> These entities are not required to be audited under the laws of the country of incorporation.

# This represents the legal interests of the Group in Atlantic Ship Management LLC. Atlantic Ship Management LLC is considered a wholly-owned subsidiary of the Group as the Directors have assessed and concluded that the Group has full control over the financial and operating policies and activities of this entity.

## Notes to the FINANCIAL STATEMENTS

For the financial year ended 31 December 2020

### 15. Investment in a joint venture

In 2018, the Group has 40% interest in the ownership and voting rights in a joint venture business (consortium) with one of the partners that is held through a subsidiary, Atlantic Ship Management LLC. The joint venture is a strategic business venture in the purchase and removal of decommissioned offshore/onshore facilities. The Group jointly controls the venture with the other partners under the contractual agreement and requires unanimous consent for all major decisions over the relevant activities.

On 11 December 2019, the Group entered into a dissolution agreement to dissolve the consortium.

Summarised financial information for the financial year ended 31 December 2019 in respect of the consortium based on its IFRS financial statements are as follows:

#### Summarised statement of comprehensive income

	<b>Group 2019</b>
	US\$'000
Revenue	1,992
Operating expenses	(1,762)
Profit before tax, representing total comprehensive income	<u>230</u>
Share of results of a joint venture	<u>92</u>

Summarised below are the effects of the dissolution:

	<b>Group 2019</b>
	US\$'000
Cash consideration from dissolution	896
Carrying value of the investment derecognised	(800)
Expenses in relation to dissolution of joint venture	(96)
Loss on disposal	<u>-</u>

### 16. Investment in joint operations

The Group has 51% interest in the ownership and voting rights in Atlantic Ventures Inc ("AVI"), that is held through a subsidiary, Atlantic Navigation Holdings Inc. AVI is incorporated in the British Virgin Islands.

In 2018, the Group had 15% interest in the ownership and voting rights in Bravo Shipping and Trading Co. Ltd ("Bravo"), that was held through a subsidiary, Atlantic Navigation Holdings Inc. Bravo is incorporated in Saint Vincent and the Grenadines. On 27 June 2019, the Group entered into a sales agreement to dispose its 15% interest in Bravo.

The Group jointly controls the joint operations with the respective third party partners under contractual agreements that require unanimous consent for all major operational and administrative decisions over the relevant activities.

## Notes to the FINANCIAL STATEMENTS

For the financial year ended 31 December 2020

### 16. Investment in joint operations (continued)

Details of the joint operations as at 31 December 2020 and 31 December 2019 are as follows:

Name of Company	Country of incorporation	Principal activities	Proportion (%) of ownership interest	
			2020 %	2019 %
<b>Held by Atlantic Navigation Holdings Inc.</b>				
(1) Atlantic Ventures Inc.	BVI	Buying, owning, chartering and selling of vessels	51	51

(1) This entity is not required to be audited under the laws of the country of incorporation.

The Group has recognised its share of revenue and expenses, and assets and liabilities in respect of its interest in the respective joint operations.

During financial year ended 31 December 2019, the Group disposed its equity interest in Bravo. Summarised below are the effects of the disposal:

	Group 2019 US\$'000
Consideration	1,150
Less: Consideration receivables	(250)
Net cash inflow on disposal of joint operations	<u>900</u>
<b>Loss on disposal:</b>	
Consideration	1,150
Net assets derecognised	(1,739)
Loss on disposal	<u>(589)</u>

### 17. Inventories

	Group	
	2020 US\$'000	2019 US\$'000
<b>Balance sheet:</b>		
Fuel and other materials	<u>288</u>	<u>611</u>
<b>Consolidated statement of comprehensive income:</b>		
Inventories recognised as an expense in cost of services	<u>27</u>	<u>256</u>

During the financial years ended 31 December 2020 and 2019, there have been no inventory written off or allowance for inventory obsolescence.

## Notes to the FINANCIAL STATEMENTS

For the financial year ended 31 December 2020

### 18. Advances, deposits and other receivables

	Group		Company	
	2020 US\$'000	2019 US\$'000	2020 US\$'000	2019 US\$'000
<b>Current:</b>				
Sundry debtors	75	53	–	–
Deposits	207	207	–	–
Advances to staff	27	89	–	–
Advances to suppliers	403	–	–	–
Deferred assets	–	201	–	–
Due from a joint operation (non-trade)	1,114	2,199	–	–
Due from a subsidiary (non-trade)	–	–	5,449	11,595
	1,826	2,749	5,449	11,595
<b>Non-current:</b>				
Due from a subsidiary (non-trade)	–	–	35,050	39,999
	1,826	2,749	40,499	51,594

#### **Advances paid to suppliers**

Advances paid to suppliers relates to advance payment made to suppliers for purchases of goods and services.

#### **Deferred assets**

This represents the contractual deduction related to a contract with a customer and is amortised over the term of the contract.

#### **Due from a joint operation (non-trade)**

Amounts due from a joint operation are unsecured, non-interest bearing, and are to be settled in cash.

During the financial year ended 31 December 2020. The Group recorded an allowance for amount due from a joint operation (non-trade) of US\$1,590,000 (2019: nil).

#### **Due from a subsidiary (non-trade)**

Amounts due from a subsidiary are unsecured, non-interest bearing, and are to be settled in cash.

## Notes to the FINANCIAL STATEMENTS

For the financial year ended 31 December 2020

### 19. Trade receivables

	Group		Company	
	31 December		31 December	
	2020	2019	2020	2019
	US\$'000	US\$'000	US\$'000	US\$'000
<b>Trade receivable (current)</b>				
Trade receivables	8,379	9,249	3,311	–
Retention receivable	5,135	4,571	–	–
Unbilled receivables	276	6,759	–	3,419
	13,790	20,579	3,311	3,419
Add:				
- Advances, deposits and other receivables (current and non-current) (Note 18)	1,826	2,749	40,499	51,594
- Cash and bank balances (Note 20)	886	1,755	41	632
- Bank deposits pledged (Note 20)	–	235	–	235
- Restricted cash (Note 20)	94	363	–	–
Total financial assets carried at amortised cost	16,596	25,681	43,851	55,880

#### Trade receivables

Trade receivables are non-interest bearing and are generally on 30 to 90 days' terms. They are recognised at their original invoice amounts which represent their fair values on initial recognition.

Trade receivables denominated in foreign currencies at 31 December are as follows:

	Group	
	2020	2019
	US\$'000	US\$'000
Arab Emirates Dirham	497	145
Saudi Riyals	1,899	–

#### Retention receivables

Retention receivables represent the retention of 10% of the invoice amounts from one of the debtors. The amount is repayable in cash to the Group upon tax clearance from the Saudi Arabian tax authorities generally within 12 months.

#### Unbilled receivables

Unbilled trade receivables relate to the Group's right to consideration for charter hire earned but not yet billed at the reporting date.

Significant changes in unbilled trade receivables and retention receivables are explained as follows:

	2020	2019
	US\$'000	US\$'000
Unbilled trade receivables reclassified to trade receivables	11,330	6,935
Charter revenue earned but not yet billed	5,411	11,330

## Notes to the FINANCIAL STATEMENTS

For the financial year ended 31 December 2020

### 19. Trade receivables (continued)

#### Expected credit losses

The movement in allowance for expected credit losses of trade receivables computed based on lifetime ECL are as follows:

	<b>Group</b>	
	<b>2020</b> US\$'000	<b>2019</b> US\$'000
Movement in allowance accounts:		
At 1 January	1,375	1,365
Charge for the year (Note 8)	669	257
Written off during the year	–	(2)
Written back during the year (Note 8)	(203)	(245)
At 31 December	1,841	1,375

#### **Receivables subject to offsetting arrangements**

The Group provides ship repair and other services to and charters vessels from various ship owners. There is no arrangement to settle the amount due to or from each other on a net basis but have the right to set off when mutually agreed between both parties.

The Group's trade receivables and trade payables that are off-set are as follows:

	<b>31 December 2020</b>		
	US\$'000		
<b>Description</b>	<b>Gross carrying amounts</b>	<b>Gross amounts offset in the balance sheet</b>	<b>Net amounts in the balance sheet</b>
Trade receivables	2,150	(2,150)	–
Trade payables	5,695	(2,150)	3,545
	<b>31 December 2019</b>		
	US\$'000		
<b>Description</b>	<b>Gross carrying amounts</b>	<b>Gross amounts offset in the balance sheet</b>	<b>Net amounts in the balance sheet</b>
Trade receivables	40	(40)	–
Trade payables	265	(40)	225

## Notes to the FINANCIAL STATEMENTS

For the financial year ended 31 December 2020

### 20. Cash and bank balances Bank deposits pledged Restricted cash

	Group		Company	
	2020	2019	2020	2019
	US\$'000	US\$'000	US\$'000	US\$'000
Cash and bank balances	886	1,755	41	632
Bank deposits pledged	–	235	–	235
Restricted cash	94	363	–	–
	980	2,353	41	867

Cash at banks earns interest at floating rates based on daily bank deposit rates. Bank deposits are pledged for the Group's loans and borrowings and earn interest at the respective bank deposit rates. The weighted average effective interest rates as at 31 December 2020 for the Group and the Company were 0.13% (2019: 2.30%).

Restricted cash are held by a bank for performance guarantees issued. These balances are not available for general use and can only be made available on the maturity of guarantee tenor.

Cash and cash equivalents denominated in foreign currencies at 31 December are as follows:

	Group		Company	
	2020	2019	2020	2019
	US\$'000	US\$'000	US\$'000	US\$'000
Arab Emirates Dirham	316	558	–	–
Saudi Riyal	225	–*	–	–
Singapore Dollar	5	43	5	43
	546	601	5	43

\* Less than US\$1,000

For the purpose of the consolidated cash flow statement, cash and cash equivalents comprise the following at the end of the reporting period:

	Group	
	2020	2019
	US\$'000	US\$'000
Cash and bank balances	886	1,755
Bank overdrafts (Note 21)	(841)	(330)
Cash and cash equivalents	45	1,425

## Notes to the FINANCIAL STATEMENTS

For the financial year ended 31 December 2020

### 21. Loans and borrowings

	Group		Company	
	2020 US\$'000	2019 US\$'000	2020 US\$'000	2019 US\$'000
<b>Current:</b>				
Bank loan				
- USD loan at 1-month LIBOR + 4.00% pa <sup>(1)</sup>	14,303	5,364	14,345	5,434
- USD loan 1-month LIBOR + 4.00% pa <sup>(2)</sup>	1,951	755	1,951	755
- USD revolving loan at 1-month cost of funds + 3.50% pa <sup>(3)</sup>	2,971	1,150	2,971	1,150
- USD loan at 1-month LIBOR + 4.00% pa <sup>(4)</sup>	820	318	820	318
- USD loan at LIBOR + 3.75% p.a. <sup>(5)</sup>	428	643	-	-
- Bank overdrafts <sup>(6)</sup>	841	330	-	-
- USD loan at 10% per annum <sup>(7)</sup>	1,302	1,700	-	-
- USD loan at 3-month LIBOR + 4.5% p.a. <sup>(8)</sup>	23,377	4,232	-	-
- USD loan at 1-month LIBOR + 4% p.a. <sup>(9)</sup>	9,371	773	-	-
- AED loan at 1-month EIBOR + 3% p.a. <sup>(10)</sup>	-	1,077	-	-
- ADCB Car Loan <sup>(11)</sup>	23	-	-	-
	55,387	16,342	20,087	7,657
<b>Non-current:</b>				
Bank loan				
- USD loan at 1-month LIBOR + 4.00% p.a. <sup>(1)</sup>	-	12,583	-	12,680
- USD loan 1-month LIBOR + 4.00% pa <sup>(2)</sup>	-	1,762	-	1,762
- USD revolving loan at 1-month cost of funds + 3.50% p.a. <sup>(3)</sup>	-	2,683	-	2,683
- USD loan at 1-month LIBOR + 4.00% p.a. <sup>(4)</sup>	-	741	-	741
- USD loan at 10% per annum <sup>(7)</sup>	3,266	5,100	-	-
- USD loan at 3-month LIBOR + 4.5% p.a. <sup>(8)</sup>	-	21,130	-	-
- USD loan at 1-month LIBOR + 4% p.a. <sup>(9)</sup>	-	8,727	-	-
- ADCB Car Loan <sup>(11)</sup>	50	-	-	-
	3,316	52,726	-	17,866
Total loans and borrowings	58,703	69,068	20,087	25,523

As disclosed in Note 2, the Group's and Company's non-repayment of scheduled principal repayments to its two lender banks triggered a technical default of its loan arrangements. Accordingly, the amounts relating to these loan arrangements have been presented as current liabilities on the consolidated statement of financial position as at 31 December 2020 as the Group and Company does not have the unconditional right to defer settlement of the term loans.



## Notes to the FINANCIAL STATEMENTS

For the financial year ended 31 December 2020

### 21. Loans and borrowings (continued)

- (1) This facility was availed in January 2016 bearing interest at 3-month LIBOR + 3.50% per annum and was repayable over 5 years in 20 equal quarterly instalments with the last instalment due in April 2021. Pursuant to the request of the Company, the bank has rescheduled the payment terms of this loan with effect from April 2017 and extended the tenure from 20 quarterly instalments to 72 monthly instalments on the revised interest rate at 4.00% per annum above one (1) month USD LIBOR with last instalment due in March 2023. The securities provided for this loan comprise:
- Mortgage over certain vessel (Note 11)
  - Assignment of earnings/charter proceeds, insurances and requisition compensation of mortgaged vessel
  - Assignment of all rights, title and interests of mortgaged vessel's charters
  - Bank deposits pledged in a retention account <sup>(a)</sup>
  - The loan includes a financial covenant which requires the Group to maintain Tangible Net Worth of at least USD 50 million as well as maintaining aggregate financing outstanding under existing facilities with the bank to below 75% of the aggregate value of the vessels under the loan.
- (2) This facility was availed in June 2014 bearing interest at 3-month LIBOR + 3.50% per annum and is repayable over 4 years in 16 equal quarterly instalments with the last instalment due in June 2018. Pursuant to the request of the Company, the bank has rescheduled the payment terms of this loan with effect from April 2017 and extended the tenure from 16 quarterly instalments to 72 monthly instalments on the revised interest rate at 4.00% per annum above one (1) month USD LIBOR with last instalment due in March 2023. The securities provided for this loan comprise:
- Mortgage over certain vessels (Note 11)
  - Assignment of earnings/charter proceeds and requisition compensation of mortgaged vessels
  - Assignment of all rights, title and interests of mortgaged vessel's charters
  - Bank deposits pledged in a retention account <sup>(a)</sup>
  - The loan includes a financial covenant which requires the Group to maintain Tangible Net Worth of at least USD 50 million as well as maintain aggregate financing outstanding under existing facilities with the bank to below 75% of the aggregate value of the vessels under the loan.
- (3) This facility is a revolving loan facility availed in August 2014 and repayable on demand. The effective interest rates for this facility had ranged from 3.98% to 4.08% per annum. Pursuant to the request of the Company, the bank has rescheduled the payment terms of this loan with effect from April 2017 and amended the revolving facility to a monthly step down for a tenure of six years (72 monthly instalments) on the revised interest rate at 3.50% per annum above one (1) month USD LIBOR with last instalment due in March 2023. The securities provided for this loan comprise:
- Mortgage over certain vessel (Note 11)
  - Assignment of earnings/charter proceeds and requisition compensation of mortgaged vessel
  - Assignment of all rights, title and interests of mortgaged vessel's charters
  - The loan includes a financial covenant which require the Group to maintain Tangible Net Worth of at least USD 50 million as well as maintain aggregate financing outstanding under existing facilities with the bank to below 75% of the aggregate value of the vessels under the loan.
- (4) This facility was availed in December 2015 bearing interest at 3-month LIBOR + 3.50% per annum and is repayable over 4 years in 16 equal quarterly instalments with the last instalment due in December 2019. Pursuant to the request of the Company, the bank has rescheduled the payment terms of this loan with effect from April 2017 and extended the tenure from 20 quarterly instalments to 72 monthly instalments on the interest rate at 4.00% per annum above one (1) month USD LIBOR with last instalment due on in March 2023. The securities provided for this loan comprise:
- Mortgage over certain vessels (Note 11)
  - Assignment of earnings/charter proceeds and requisition compensation of mortgaged vessels
  - Assignment of all rights, title and interests of mortgaged vessel's charters
  - Bank deposits pledged in a retention account <sup>(a)</sup>
  - The loan includes financial covenants which require the Group to maintain Tangible Net Worth of at least USD 50 million as well as maintain aggregate financing outstanding under existing facilities with the bank to below 75% of the aggregate value of the vessels under the loan.

## Notes to the FINANCIAL STATEMENTS

For the financial year ended 31 December 2020

### 21. Loans and borrowings (continued)

<sup>(5)</sup> This loan carried interest at LIBOR + 3.75% per annum and is repayable over 5 years in 20 equal quarterly instalments with the last instalment due in August 2020. The securities provided for this loan comprised:

- Mortgage over certain vessels (Note 11)
- Assignment of earnings, insurances and requisition compensation of mortgaged vessels
- Assignment of all rights, title and interests of mortgaged vessels' charters
- Corporate guarantee by a subsidiary of the Group
- Bank deposits pledged in a retention account
- The loan includes a financial covenant which requires the Group to maintain Tangible Net Worth of at least USD 50 million

Even though there are underlying physical assets or trading transactions with profit-sharing elements in these financing arrangements, to comply with Islamic financing requirements, the economic substance is largely comparable to that of conventional loan facilities.

Accordingly, the accounting treatment for these Islamic term financing arrangements will be the same as that of conventional loan financing arrangements. The sales proceeds and profit margins will be classified as principal of the loans outstanding and interest expense respectively, supported with appropriate explanatory disclosures.

<sup>(6)</sup> Bank overdrafts are denominated in AED, bear interest at 3-month EIBOR + 5% per annum. The facility is for the purpose of working capital requirement and is required to be settled twice a year.

<sup>(7)</sup> This is a long term loan availed from a private establishment in 28 March 2018, repayable in five (5) yearly instalments. The long term loan carried interest rates at 10.00% per annum. The securities provided for this loan comprise:

- Corporate guarantee by the Company and certain subsidiaries of the Group.
- Mortgage over certain vessels (Note 11)

<sup>(8)</sup> This loan carried interest at 3-month LIBOR + 4.5% per annum and is repayable in 28 equal quarterly instalments over a period of seven (7) years commencing at the end of 6 months moratorium period from January 03, 2018 with the last instalment due in October 2025. The securities provided for this loan comprised:

- Mortgage over certain vessels (Note 11)
- Assignment of earnings, insurances and requisition compensation of mortgaged vessels
- Assignment of all rights, title and interests of mortgaged vessels' charters
- Corporate guarantee by the Company and certain subsidiaries of the Group
- Bank deposits pledged in a retention account
- Pledge over the shares of the Group's subsidiaries owning the vessel(s) mortgaged
- The loan includes a financial covenant which requires the Group to maintain Tangible Net Worth of at least USD 80 million.

<sup>(9)</sup> This loan carried interest at 1-month LIBOR + 4% per annum and is repayable in 59 equal monthly instalments and a final instalment of 20% balloon payment together with interest over a period of five (5) years commencing at the end of 6 months moratorium period from June 07, 2020 with the last instalment due in May 2025. The securities provided for this loan comprised:

- Mortgage over certain vessels (Note 11)
- Assignment of earnings, insurances and requisition compensation of mortgaged vessels
- Assignment of all rights, title and interests of mortgaged vessels' charters
- Corporate guarantee by the Company and certain subsidiaries of the Group
- Bank deposits pledged in a retention account
- Pledge over the shares of the Group's subsidiaries owning the vessel(s) mortgaged
- The loan includes a financial covenant which requires the Group to maintain Tangible Net Worth of at least USD 80 million. Adjusted leverage ratio for the Group not to exceed 1.75:1 and maintain Loan to Value (LTV) of 65% or below at all the times during the tenor of the loan.

## Notes to the FINANCIAL STATEMENTS

For the financial year ended 31 December 2020

### 21. Loans and borrowings (continued)

<sup>(10)</sup> This loan carried interest at 1-month EIBOR + 3% per annum and is repayable in 10 equal monthly instalments commencing from November 2019 with the last instalment due in August 2020. The securities provided for this loan comprised:

- Mortgage over certain vessels (Note 11)
- Assignment of earnings, insurances and requisition compensation of mortgaged vessels
- Assignment of all rights, title and interests of mortgaged vessels' charters
- Corporate guarantee by the Company
- Bank deposits pledged in a retention account
- Pledge over the shares of the Group's subsidiaries owning the vessel(s) mortgaged
- The loan includes a financial covenant which requires the Group to maintain Tangible Net Worth of at least USD 80 million. Adjusted leverage ratio for the Group not to exceed 1.75:1 and maintain Loan to Value (LTV) of 65% or below at all the times during the tenor of the loan.

The Group has fully settled the loan in August 2020.

<sup>(11)</sup> This loan carried interest 7.45% per annum and is repayable in 48 equal monthly instalments commencing from July 2020 with the last instalment due in June 2024.

A reconciliation of liabilities arising from financing activities excluding bank overdrafts is as follows:

	2019	Cash flows, net	Non-cash changes		2020
			Accretion of interest	Others	
	US\$'000	US\$'000	US\$'000	US\$'000	US\$'000
Bank loans					
- Current	16,012	(10,957)	-	49,491	54,546
- Non-current	52,726	81	-	(49,491)	3,316
Lease liabilities (Note 12)	150	(91)	13	-	72
Amount due to shareholders (Note 25)					
- Current	3,818	142	183	(3,183)	960
- Non-current	8,622	-	447	2,292	11,361
Total	81,328	(10,825)	643	(891)	70,255

	2018	Cash flows, net	Non-cash changes			2019
			Adoption of SFRS(I) 16	Accretion of interest	Others	
	US\$'000	US\$'000	US\$'000	US\$'000	US\$'000	US\$'000
Bank loans						
- Current	20,723	(18,757)	-	-	14,046	16,012
- Non-current	62,312	4,460	-	-	(14,046)	52,726
Lease liabilities (Note 12)	-	(84)	215	19	-	150
Amount due to shareholders (Note 25)						
- Current	-	3,818	-	-	-	3,818
- Non-current	7,332	-	-	1,290	-	8,622
Total	90,367	(10,563)	215	1,309	-	81,328

The "others" column relates to reclassification of non-current portion of loans and borrowings due to passage of time and rescheduling of payment terms, and waiver of interest on loans from shareholders of the Company.

## Notes to the FINANCIAL STATEMENTS

For the financial year ended 31 December 2020

### 22. Trade payables

	Group		Company	
	2020 US\$'000	2019 US\$'000	2020 US\$'000	2019 US\$'000
<b>Trade payables (current)</b>				
Trade payables	7,804	12,763	–	–
Retention payables	1,910	1,825	–	–
Accruals for direct expenses	3,308	5,387	1,760	2,058
	13,022	19,975	1,760	2,058
<i>Add:</i>				
- Accruals and other payables (Note 23)	5,810	6,694	490	509
- Amount due to shareholders (current and non-current) (Note 25)	12,321	12,440	11,361	11,622
- Lease liabilities (current and non-current) (Note 12)	72	150	–	–
- Loan and borrowings (Current and non-current) (Note 21)	58,703	69,068	20,087	25,523
<b>Total financial liabilities carried at amortised cost</b>	89,928	108,327	33,698	39,712

#### Trade payables

These amounts are non-interest bearing. Trade payables are normally settled on 30 to 60 days' terms.

#### Retention payables

Retention payables represent the retention of 10% of the invoice amount to one of the creditors. The amount is repayable in cash to the creditor generally within 12 months.

Trade payables denominated in foreign currencies at 31 December are as follows:

	Group	
	2020 US\$'000	2019 US\$'000
Arab Emirates Dirham	1,950	3,148
Saudi Riyal	443	1,142
Qatari Riyal	74	98
Euro	–	7
Omani Riyal	46	–

## Notes to the FINANCIAL STATEMENTS

For the financial year ended 31 December 2020

### 23. Accruals and other payables

	Group		Company	
	2020	2019	2020	2019
	US\$'000	US\$'000	US\$'000	US\$'000
Other payables	73	163	73	163
Accrued operating expenses	4,514	5,295	–	–
Due to a related company (non-trade)	1,114	1,114	308	224
Due to directors	109	122	109	122
	<u>5,810</u>	<u>6,694</u>	<u>490</u>	<u>509</u>

#### *Due to a related company (non-trade) / Due to directors*

These amounts are unsecured, non-interest bearing, and are to be settled in cash. The amounts due to directors were in relation to independent directors' remuneration.

### 24. Other non-financial liabilities

	Group	
	2020	2019
	US\$'000	US\$'000
Advances from customers	<u>349</u>	<u>57</u>

Advances from customers pertain to advanced consideration received from customers for services the Group has yet to provide on the balance sheet date.

### 25. Amount due to shareholders

	Group		Company	
	2020	2019	2020	2019
	US\$'000	US\$'000	US\$'000	US\$'000
<b>Current:</b>				
Advances from a shareholder <sup>(1)</sup>	–	3,000	–	3,000
Short term loans due to a shareholder <sup>(2)</sup>	960	818	–	–
	<u>960</u>	<u>3,818</u>	<u>–</u>	<u>3,000</u>
<b>Non-current:</b>				
Loans due to a shareholder <sup>(3)</sup>	7,332	7,332	7,332	7,332
Accrued interest on loans due to a shareholder <sup>(3)</sup>	869	1,290	869	1,290
Advances from a shareholder <sup>(1)</sup>	3,000	–	3,000	–
Accrued interest on advance from a shareholder <sup>(1)</sup>	160	–	160	–
	<u>11,361</u>	<u>8,622</u>	<u>11,361</u>	<u>8,622</u>

(1) Advances from a shareholder is unsecured, interest-bearing at interest rate of 6.0% per annum, and is to be settled in cash. During the financial year, an extension agreement was signed in which 50% of total accrued interest as at 31 December 2020 has been waived off. The shareholder advances together with accrued interest mature on 31 December 2022.

(2) Short term loans due to a shareholder are unsecured and non-interest bearing and are to be settled in cash.

(3) Loans due to a shareholder is unsecured, interest-bearing at interest rate of 6.0% per annum and is to be settled in cash. During the financial year, an extension agreement was signed in which 50% of total accrued interest as at 31 December 2020 has been waived off. The loans due to a shareholder together with accrued interest mature on 31 December 2022.

## Notes to the FINANCIAL STATEMENTS

For the financial year ended 31 December 2020

### 26. Provisions

	Group	
	2020 US\$'000	2019 US\$'000
<b><i>Employees' end of service benefits</i></b>		
At 1 January	553	538
Provision made (Note 29)	144	97
Provision utilised	(58)	(82)
At 31 December	639	553

The Group makes provision for employees' end of service benefits ("EOSB") in order to meet the minimum benefits required to be paid to qualified employees, as required under the Federal Law No. 8 of 1980 Regulating Labour Relations (the "Labour Law") of the UAE. The EOSB for the qualified employees is calculated as follows:

- a. 21 days salary for each of the first five years using last drawn salary; and
- b. 30 days salary for each additional year using last drawn salary, provided that total EOSB amount should not exceed 2 years of salaries.

### 27. Share capital

	Group		Company	
	No. of shares ( '000 ) <sup>(1)</sup>	US\$'000	No. of shares ( '000 ) <sup>(1)</sup>	US\$'000
<b><i>Issued and fully paid ordinary shares:</i></b>				
At 1 January 2019, 1 January 2020 and 31 December 2020	523,512	38,307 <sup>(2)</sup>	523,512	111,471 <sup>(2)</sup>

(1) The equity structure (i.e. the number and types of equity instruments issued) reflect the equity structure of the Company, being the legal parent, including the equity instruments issued by the Company to effect the reverse acquisition.

(2) The amount recognised as issued equity instruments in the consolidated financial statements is determined by adding to the issued equity of Atlantic Navigation Holdings Inc. and its subsidiaries immediately before the reverse acquisition the costs of the reverse acquisition.

The holders of ordinary shares are entitled to receive dividends as and when declared by the Company. All ordinary shares carry one vote per share without restriction. The ordinary shares have no par value.

The Company has employee share option plans under which options to subscribe for the Company's ordinary shares have been granted to certain employees of the Group and directors of the Company. These share options have expired on 11 May 2020 and there are no outstanding share options as at 31 December 2020.

## Notes to the FINANCIAL STATEMENTS

For the financial year ended 31 December 2020

### 28. Other reserves

	Group		Company	
	2020 US\$'000	2019 US\$'000	2020 US\$'000	2019 US\$'000
Merger reserve (a)	259	259	–	–
Employee share option reserve (b)	373	373	373	373
Equity component of convertible loan instrument (c)	4,058	4,058	4,058	4,058
Fair value reserve (d)	(1,175)	(721)	–	–
Capital reserve (e)	1,029	–	1,029	–
	<u>4,544</u>	<u>3,969</u>	<u>5,460</u>	<u>4,431</u>

(a) **Merger reserve**

This represents the difference between the consideration paid and the paid-in capital of the subsidiaries when entities under common control are accounted for by applying the pooling of interest method.

(b) **Employee share option reserve**

Employee share option reserve represents the equity-settled share options granted to employees (Note 29). The reserve is made up of the cumulative value of services received from employees recorded over the vesting period commencing from the grant date of equity-settled share options, and is reduced by the expiry or exercise of the share options.

(c) **Equity component of convertible loan instrument**

This represents the residual amount of convertible loan instrument after deducting the fair value of the liability component. This amount is presented net of transaction costs arising from the convertible loan instrument.

(d) **Fair value reserve**

Fair value reserve represents the portion of the fair value changes (net of tax) on derivative financial instruments designated as hedging instruments in cash flow hedges that is determined to be an effective hedge.

(e) **Capital reserve**

Capital reserve of US\$1,029,000 represents the 50% of cumulative interest on loans from shareholders of the Company waived off during the financial year ended 31 December 2020.

## Notes to the FINANCIAL STATEMENTS

For the financial year ended 31 December 2020

### 29. Employee benefits

	Note	Group	
		2020 US\$'000	2019 US\$'000
Wages, salaries and bonuses		19,426	20,604
Employees' end of service benefits	26	144	97
		<u>19,570</u>	<u>20,701</u>

#### **Employee share option plans**

##### Atlantic Employee Share Option Scheme ("Atlantic 2008 ESOS")

Under Atlantic 2008 ESOS, 4,050,000 share options were granted to certain employees of the Group and directors of the Company. 2,025,000 share options are exercisable between 30 January 2015 and 29 January 2019, and the remaining 2,025,000 share options are exercisable between 30 January 2016 and 29 January 2019, at the exercise price of S\$0.34 if the vesting conditions are met. There are no cash settlement alternatives. These options do not entitle the holder to participate, by virtue of the options, in any share issue of any other corporation.

The share options under the Atlantic 2008 ESOS had expired on 29 January 2019.

##### Atlantic 2015 Employee Share Option Scheme ("Atlantic 2015 ESOS")

Under the Atlantic 2015 ESOS, 750,000 share options were granted to a director of the Company. 375,000 share options are exercisable between 12 May 2016 and 11 May 2020, and the remaining 375,000 share options are exercisable between 12 May 2017 and 11 May 2020, at the exercise price of S\$0.43 if the vesting conditions are met. There are no cash settlement alternatives. These options do not entitle the holder to participate, by virtue of the options, in any share issue of any other corporation.

None of the share options under the Atlantic 2015 ESOS were exercised during the financial year and these options had expired on 11 May 2020.

##### Movement of share options during the financial year

The following table illustrates the number (No.) and weighted average exercise prices ("WAEP") of, and movements in, share options during the financial year:

	2020		2019	
	No.	WAEP	No.	WAEP
Outstanding at 1 January	750,000	S\$0.43	4,800,000	S\$0.35
Exercisable at 31 December	–	–	750,000	S\$0.43

- No options were granted and no options were exercised during the financial year ended 31 December 2020 and 2019.
- The exercise price for options outstanding at the end of the year was \$Nil (2019: S\$0.43). The weighted average remaining contractual life for these options is Nil years (2019: 0.36 years).



## Notes to the FINANCIAL STATEMENTS

For the financial year ended 31 December 2020

### 29. Employee benefits (continued)

#### *Employee share option plans (continued)*

##### Fair value of share options granted

The fair value of the share options granted under the Atlantic 2008 ESOS and Atlantic 2015 ESOS are estimated at the grant date using a binomial option pricing model, taking into account the terms and conditions upon which the share options were granted.

The following table lists the inputs to the option pricing models for the respective ESOS scheme:

	Atlantic 2008 ESOS		Atlantic 2015 ESOS	
	Tranche 1 <sup>(1)</sup>	Tranche 2 <sup>(2)</sup>	Tranche 1 <sup>(1)</sup>	Tranche 2 <sup>(2)</sup>
Dividend yield (%)	1.50	1.50	2.00	2.00
Expected volatility (%)	44.67	43.69	48.83	48.83
Risk-free interest rate (% p.a.)	0.87	1.05	0.14	0.14
Expected life of an option (years)	3.00	3.50	2.85	3.11
Weighted average share price (S\$)	0.34	0.34	0.43	0.43

##### Atlantic 2008 ESOS

- <sup>(1)</sup> Tranche 1 refers to 2,025,000 share options granted to certain employees of the Group and directors of the Company on 30 January 2014, which are exercisable between 30 January 2015 and 29 January 2019.
- <sup>(2)</sup> Tranche 2 refers to 2,025,000 share options granted to certain employees of the Group and directors of the Company on 30 January 2014, which are exercisable between 30 January 2016 and 29 January 2019.

##### Atlantic 2015 ESOS

- <sup>(1)</sup> Tranche 1 refers to 375,000 share options granted to a director of the Company on 12 May 2015, which are exercisable between 12 May 2016 and 11 May 2020.
- <sup>(2)</sup> Tranche 2 refers to 375,000 share options granted to a director of the Company on 12 May 2015, which are exercisable between 12 May 2017 and 11 May 2020.

The expected life of the share options is based on historical data and is not necessarily indicative of exercise patterns that may occur. The expected volatility reflects the assumption that the historical volatility over a period similar to the life of the options is indicative of future trends, which may not necessarily be the actual outcome.

## Notes to the FINANCIAL STATEMENTS

For the financial year ended 31 December 2020

### 30. Derivatives

	Group			
	2020 Contract/ Notional Amount US\$'000	2020 Fair value - liabilities US\$'000	2019 Contract/ Notional Amount US\$'000	2019 Fair value - liabilities US\$'000
Interest rate swap	19,966	(1,543)	27,930	(1,212)

The fair value of interest rate swap as shown above is determined with reference to marked-to-market values provided by counterparties.

Hedge accounting has been applied for interest rate swap that is assessed by the Group to be highly effective hedges.

The Group determines the economic relationship between the loans and borrowings and the derivative by matching the critical terms of the hedging instrument with the terms of the hedged item. The hedge ratio (the ratio between notional amount of the derivative financial instrument to the amount of the loans and borrowings being hedged) is determined to be 1:1.

Under the terms of the interest rate swap, the Group pays a fixed rate interest of 2.95% - 3.50% (2019: 2.60% - 3.25%) per annum and receives floating interest at 3-month LIBOR plus margin. The interest rate swap matures on 3 October 2025. The Group uses the interest rate swap to hedge against the exposure to variability in cash flows from related borrowings which are pegged to US Dollar LIBOR.

The hedge is classified as cash flow hedges and the fair value changes of the interest rate swap is recognised in in other comprehensive income.

### 31. Related party transactions

#### (a) *Sale and purchase of goods and services*

In addition to the related party information disclosed elsewhere in the consolidated financial statements, the following significant transactions between the Group and related parties took place on terms agreed between the parties during the financial year:

	Group	
	2020 US\$'000	2019 US\$'000
Payment to director-related company for services rendered	65	69
Interests on shareholders loans	630	584

## Notes to the FINANCIAL STATEMENTS

For the financial year ended 31 December 2020

### 31. Related party transactions (continued)

#### (b) *Compensation of key management personnel*

	Group	
	2020 US\$'000	2019 US\$'000
Short-term employee benefits	984	1,055
Others	335	382
	1,319	1,437
<i>Comprises amounts paid to:</i>		
Directors of the Company	603	624
Other key management personnel	716	813
	1,319	1,437

#### Key management personnel's interests in employee share option plan

During the financial year, no share options were exercised by the directors and key management personnel of the Group.

At the end of the reporting period, options to purchase Nil shares (2019: 750,000 shares) of the Company by directors and key management personnel were outstanding.

#### (c) *Commitments with related parties*

On 1 January 2011, Atlantic Maritime Group FZE entered into agreements with Atlantic Offshore Services LLC and Atlantic Marine Services LLC for administrative and ship management services provided by the above two director-related companies in return for management fees. The agreements remain in effect until terminated by notice.

### 32. Commitments

#### *Operating lease commitments – as lessor*

Operating lease commitments relate to vessels. These committed lease contracts have different terms and terminate at various dates and do not take into account extension options. While these committed lease contracts may still be cancelled, those clauses in these committed lease contracts are contained in vast majority of such contracts in the offshore industry as common features especially with large national oil companies.

On the basis and subject to the explanation above, future minimum rental receivables under such committed operating leases but cancellable (Non-cancellable: Nil) from the end of the reporting period are as follows:

	Group	
	2020 US\$'000	2019 US\$'000
Not later than one year	13,910	45,467
Later than one year but not later than five years	7,912	43,478
	21,822	88,945

There was no contingent rent component included under the above committed leases relating to lease out arrangements for vessels owned by the Group as at the end of the reporting period.

## Notes to the **FINANCIAL STATEMENTS**

For the financial year ended 31 December 2020

### **33. Contingent liabilities**

The Group had been working on the cancellation of, and had on, 8 March 2017, received a Notice of Rescission from the ship builder, for a ship building contract of a self-propelled self-elevating lift boat committed under a shipbuilding agreement entered in the financial year ended 2014 which was expected to be delivered in first half of the financial year ended 2017. As at 31 December 2016, the Group had written off US\$5,340,000 relating to deposit and capitalisation of interest cost.

Arbitration in relation to the dispute on the Notice of Rescission with the shipbuilder as the claimant, had commenced in August 2018 and the Group has previously made a provision of US\$500,000 in the financial statements in FY2018.

On 7 July 2020, the matter has been resolved with the Group having agreed to pay a total sum of US\$500,000 as full and final settlement in 5 equal monthly instalments starting from July 2020. As at 31 December 2020, the settlement sum of US\$500,000 has paid in full by the Group.

### **34. Fair value of assets and liabilities**

#### **(a) Fair value hierarchy**

The Group categorises fair value measurements using a fair value hierarchy that is dependent on the valuation inputs used as follows:

- Level 1 – Quoted prices (unadjusted) in active market for identical assets or liabilities that the Group can access at the measurement date,
- Level 2 – Inputs other than quoted prices included within Level 1 that are observable for the asset or liability, either directly or indirectly, and
- Level 3 – Unobservable inputs for the asset or liability.

Fair value measurements that use inputs of different hierarchy levels are categorised in its entirety in the same level of the fair value hierarchy as the lowest level input that is significant to the entire measurement.

## Notes to the FINANCIAL STATEMENTS

For the financial year ended 31 December 2020

### 34. Fair value of assets and liabilities (continued)

#### (b) Assets and liabilities measured at fair value

The following table shows an analysis of each class of assets and liabilities measured at fair value at the end of the reporting period:

	Quoted prices in active markets for identical instruments (Level 1) US\$'000	Significant other observable inputs (Level 2) US\$'000	Significant unobservable inputs (Level 3) US\$'000	Total US\$'000
<b>Group</b>				
<b>2020</b>				
<b>Financial liabilities</b>				
Derivative financial instruments (Note 30)				
- Interest rate swap	-	1,543	-	1,543
	-	1,543	-	1,543
<b>2019</b>				
<b>Financial liabilities</b>				
Derivative financial instruments (Note 30)				
- Interest rate swap	-	1,212	-	1,212
	-	1,212	-	1,212

There have been no transfers between fair value measurement levels during the financial years ended 31 December 2020 and 2019.

#### (c) Level 2 fair value measurements

The following is a description of the valuation techniques and inputs used in the fair value measurement for assets and liabilities that are categorised within Level 2 of the fair value hierarchy.

##### *Derivatives (Note 30)*

Derivatives are carried at level 2 of the fair value hierarchy and are valued using valuation techniques with market observable inputs. The most frequent applied valuation techniques include swap models, using present value calculation. The models incorporate various inputs including credit quality of counterparties and interest rate curves.

#### (d) Fair value of financial instruments by classes that are not carried at fair value and whose carrying amounts are reasonable approximation of fair value

*Cash and bank balances (Note 20), Bank deposits pledged (Note 20), Loans and borrowings (Note 21), Advances, deposits and other receivables (Note 18), Trade receivables (Note 19), Trade payables (Note 22), Accruals and other payables (Note 23), Lease liabilities (Note 12) and Amount due to shareholders (Note 25).*

The carrying amounts of these financial assets and liabilities are reasonable approximation of fair values due to their short-term nature or the interest on the loans approximate the prevailing market interest rate.

## Notes to the FINANCIAL STATEMENTS

For the financial year ended 31 December 2020

### 35. Financial risk management objectives and policies

The Group and the Company is exposed to financial risks arising from its operations and the use of financial instruments. The key financial risks include credit risk, liquidity risk and interest rate risk. The board of directors reviews and agrees policies and procedures for the management of these risks, which are executed by the Executive Director. The audit committee provides independent oversight on the effectiveness of the risk management process. It is, and has been throughout the current and previous financial year, the Group's policy that no trading in derivatives for speculative purposes shall be undertaken.

The following sections provide details regarding the Group's and Company's exposure to the above-mentioned financial risks and the objectives, policies and processes for the management of these risks.

There has been no change to the Group's and Company's exposure to these financial risks or the manner in which it manages and measures the risks.

#### (a) **Credit risk**

Credit risk is the risk of loss that may arise on outstanding financial instruments should a counterparty default on its obligations. The Group's exposure to credit risk arises primarily from trade and other receivables. For other financial assets (including cash and bank balances), the Group minimises credit risk by dealing exclusively with high credit rating counterparties.

The Group's objective is to seek continual revenue growth while minimising losses incurred due to increased credit risk exposure. The Group trades only with recognised and creditworthy third parties. It is the Group's policy that all customers who wish to trade on credit terms are subject to credit verification procedures. In addition, receivable balances are monitored on an ongoing basis with the result that the Group's exposure to bad debts is not significant.

The Group considers the probability of default upon initial recognition of asset and whether there has been a significant increase in credit risk on an ongoing basis throughout each reporting period.

The Group has determined the default event on a financial asset to be when the counterparty fails to make contractual payments, within 365 days when they fall due, which are derived based on the Group's historical information.

To assess whether there is a significant increase in credit risk, the Group compares the risk of a default occurring on the asset as at reporting date with the risk of default as at the date of initial recognition. The Group considers available reasonable and supportive forward-looking information which includes the following indicators:

- Actual or expected significant adverse changes in business, financial or economic conditions that are expected to cause a significant change to the borrower's ability to meet its obligations
- Actual or expected significant changes in the operating results of the borrower
- Significant increases in credit risk on other financial instruments of the same borrower
- Significant changes in the value of the collateral supporting the obligation
- Significant changes in the expected performance and behaviour of the debtor, including changes in the payment status of borrowers in the group and changes in the operating results of the borrower.

The Group also determines that there is a significant increase in credit risk if a debtor is more than 180 days past due in making contractual payment.

The Group determined that its financial assets are credit-impaired when:

- There is significant difficulty of the borrower or the debtor
- A breach of contract, such as a default or past due event
- It is becoming probable that the debtor will enter bankruptcy or other financial reorganisation

## Notes to the FINANCIAL STATEMENTS

For the financial year ended 31 December 2020

### 35. Financial risk management objectives and policies (continued)

#### (a) Credit risk (continued)

The following are credit risk management practices and quantitative and qualitative information about amounts arising from expected credit losses for each class of financial assets.

#### (i) Trade receivables

The Group provides for lifetime expected credit losses for all trade receivables using a provision matrix. The provision rates are determined based on the Group's historical observed default rates analysed in accordance to days past due. The loss allowance provision as at 31 December 2020 is determined as follows, the expected credit losses below also incorporate forward looking information such as forecast of oil prices.

Summarised below is the information about the credit risk exposure on the Group's and the Company's trade receivables (excluding unbilled trade receivables and retention receivables) using provision matrix.

Group	Total	Current	< 90 days	90 to 150 days	> 150 days
	US\$'000	US\$'000	US\$'000	US\$'000	US\$'000
<b>2020</b>					
Gross carrying amount	10,220	5,943	1,699	784	1,794
Loss allowance provision	(1,841)	–	–	(47)	(1,794)
	<u>8,379</u>	<u>5,943</u>	<u>1,699</u>	<u>737</u>	<u>–</u>
<b>2019</b>					
Gross carrying amount	10,624	3,128	4,494	1,155	1,847
Loss allowance provision	(1,375)	–	–	–	(1,375)
	<u>9,249</u>	<u>3,128</u>	<u>4,494</u>	<u>1,155</u>	<u>472</u>
<b>Company</b>					
	Total	Current	< 90 days	90 to 150 days	> 150 days
	US\$'000	US\$'000	US\$'000	US\$'000	US\$'000
<b>2020</b>					
Gross carrying amount	3,311	2,404	907	–	–
	<u>3,311</u>	<u>2,404</u>	<u>907</u>	<u>–</u>	<u>–</u>
<b>2019</b>					
Gross carrying amount	–	–	–	–	–
	<u>–</u>	<u>–</u>	<u>–</u>	<u>–</u>	<u>–</u>

In addition to the provision matrix, the Group also provides allowance for expected credit loss for trade receivables due from debtors that were in significant financial difficulties and had defaulted on payments.

Information regarding loss allowance movement of trade receivables are disclosed in Note 19.

## Notes to the FINANCIAL STATEMENTS

For the financial year ended 31 December 2020

### 35. Financial risk management objectives and policies (continued)

#### (a) Credit risk (continued)

##### (ii) Amounts due from related companies at amortised cost

The Group computes expected credit loss for non-trade amounts and amounts due from related companies using the probability of default approach. In determining this ECL, the Group considers event such as significant adverse changes in financial conditions and changes in the operating results of the related companies and determined that significant increase in credit risk occur when there are changes in the risk that the specific related company will default on the payment.

A summary of the Group's internal grading category in the computation of the Group's expected credit loss model for the amount due from related companies excluding trade receivables is as follows:

Category	Definition of category	Basis for recognition of expected credit loss provision	Basis for calculating interest revenue
Grade I	Related companies have a low risk of default and ability to meet contractual cash flows.	12-month expected credit losses	Gross carrying amount
Grade II	Loans for which there is a significant increase in credit risk.	Lifetime expected credit losses	Gross carrying amount
Grade III	Interest and/or principal repayments are 365 days past due and management assessed that there is no reasonable expectation of recovery	Lifetime expected credit losses	Amortised cost of carrying amount (net of credit allowance)

The Group provides for lifetime expected credit loss for amount due from related companies using the probability of default approach. In determining ECL, the Group considers events such as significant adverse changes in financial conditions and determined that significant increase in credit risk occur when there is changes in the risk that the specific debtors will default on the payments. Based on the Group's assessment, the amount of the allowance on these balances is insignificant.

#### *Excessive risk concentration*

Concentration arises when a number of counterparties are engaged in similar business activities, or activities in the same geographical region, or have economic features that would cause their ability to meet contractual obligations to be similarly affected by changes in economic, political or other conditions. Concentrations indicate the relative sensitivity of the Group's performance to developments affecting a particular industry.

In order to avoid excessive concentrations of risk, the Group's policies and procedures include specific guidelines to focus on maintaining a diversified portfolio. Identified concentrations of credit risks are controlled and managed accordingly.

#### *Exposure to credit risk*

At the end of the reporting period, the Group's maximum exposure to credit risk is represented by the carrying amount of each class of financial assets recognised in the balance sheets.



## Notes to the FINANCIAL STATEMENTS

For the financial year ended 31 December 2020

### 35. Financial risk management objectives and policies (continued)

(a) **Credit risk (continued)**

(iii) *Credit risk concentration profile*

The Group determines concentration of credit risk by monitoring the country profile of its trade receivables on an ongoing basis. The credit risk concentration profile of the Group's and Company's trade receivables including retention receivables and unbilled receivables is as follows:

Group	2020		2019	
	US\$'000	% of total	US\$'000	% of total
<b>By country:</b>				
United Arab Emirates	1,210	9	7,181	35
Other GCC countries	12,114	88	12,265	60
China	35	—*	—	—
Singapore	427	3	997	5
Other countries	4	—*	136	—*
	<u>13,790</u>	<u>100</u>	<u>20,579</u>	<u>100</u>

Company	2020		2019	
	US\$'000	% of total	US\$'000	% of total
<b>By country:</b>				
Other GCC countries	3,311	100	—	—
	<u>3,311</u>	<u>100</u>	<u>—</u>	<u>—</u>

\* Less than 1%

At the end of the reporting period, approximately 90% (2019: 86%) of the Group's trade receivables were due from 5 major customers.

*Financial assets that are neither past due nor impaired*

Trade and other receivables that are neither past due nor impaired are with creditworthy debtors with good payment record with the Group. Cash and bank balances that are neither past due nor impaired are placed with or entered into with reputable financial institutions or companies with high credit ratings and no history of default.

*Financial assets that are either past due or impaired*

Information regarding financial assets that are either past due or impaired is disclosed in Note 19.

(b) **Liquidity risk**

Liquidity risk is the risk that the Group or the Company will encounter difficulty in meeting financial obligations due to shortage of funds. The Group's and the Company's exposure to liquidity risk arises primarily from mismatches of the maturities of financial assets and liabilities. The Group's and the Company's objective is to maintain a balance between continuity of funding and flexibility through the use of stand-by credit facilities.

The Group's and the Company's liquidity risk management policy is to maintain sufficient liquid financial assets and stand-by credit facilities with various banks. In addition, the Group monitors and maintains a level of cash and cash equivalents deemed adequate by management to finance the Group's operations and mitigate the effects of fluctuations in cash flows. At the end of the reporting period, approximately 94% (2019: 24%) of the Group's loans and borrowings will mature in less than one year based on the carrying amount reflected in the financial statements.

## Notes to the FINANCIAL STATEMENTS

For the financial year ended 31 December 2020

### 35. Financial risk management objectives and policies (continued)

#### (b) *Liquidity risk (continued)*

The Group assessed the concentration of risk with respect to refinancing its debt and concluded it to be low.

*Analysis of financial instruments by remaining contractual maturities*

The table below summarises the maturity profile of the Group's and the Company's financial assets and liabilities at the end of the reporting period based on contractual undiscounted repayment obligations.

	Note	One year or less US\$'000	One to five years US\$'000	Over five years US\$'000	Total US\$'000
<b>Group</b>					
<b>2020</b>					
<b>Financial assets</b>					
Trade receivables	19	13,790	–	–	13,790
Advances, deposits and other receivables	18	1,826	–	–	1,826
Cash and bank balances	20	886	–	–	886
Restricted cash	20	94	–	–	94
Total undiscounted financial assets		16,596	–	–	16,596
<b>Financial liabilities</b>					
Trade payables	22	13,022	–	–	13,022
Accruals and other payables	23	5,810	–	–	5,810
Amount due to shareholders	25	960	11,981	–	12,941
Lease liabilities	12	78	–	–	78
Loans and borrowings	21	56,130	3,728	–	59,858
Total undiscounted financial liabilities		76,000	15,709	–	91,709
Total net undiscounted financial liabilities		59,404	15,709	–	75,113
<b>2019</b>					
<b>Financial assets</b>					
Trade receivables	19	20,579	–	–	20,579
Advances, deposits and other receivables	18	2,749	–	–	2,749
Cash and bank balances	20	1,755	–	–	1,755
Bank deposits pledged	20	235	–	–	235
Restricted cash	20	363	–	–	363
Total undiscounted financial assets		25,681	–	–	25,681
<b>Financial liabilities</b>					
Trade payables	22	19,975	–	–	19,975
Accruals and other payables	23	6,694	–	–	6,694
Amount due to shareholders	25	3,998	9,064	–	13,062
Lease liabilities	12	85	197	–	282
Loans and borrowings	21	21,562	59,630	7,264	88,456
Total undiscounted financial liabilities		52,314	68,891	7,264	128,469
Total net undiscounted financial liabilities		26,633	68,891	7,264	102,788

## Notes to the FINANCIAL STATEMENTS

For the financial year ended 31 December 2020

### 35. Financial risk management objectives and policies (continued)

(b) *Liquidity risk (continued)*

	Note	One year	One to five	Over five	Total
		or less	years	years	
		US\$'000	US\$'000	US\$'000	US\$'000
<b>Company</b>					
<b>2020</b>					
<b>Financial assets</b>					
Trade receivable	19	3,311	–	–	3,311
Advances, deposits and other receivables	18	5,449	35,050	–	40,499
Cash and bank balances	20	41	–	–	41
Bank deposits pledged	20	–	–	–	–
Total undiscounted financial assets		8,801	35,050	–	43,851
<b>Financial liabilities</b>					
Trade payables	22	1,760	–	–	1,760
Accruals and other payables	23	490	–	–	490
Amount due to shareholders	25	–	11,981	–	11,981
Loans and borrowings	21	20,087	–	–	20,087
Total undiscounted financial liabilities		22,337	11,981	–	34,318
Total net undiscounted financial (liabilities)/ assets		(13,536)	23,069	–	9,533
<b>2019</b>					
<b>Financial assets</b>					
Trade receivable	19	3,419	–	–	3,419
Advances, deposits and other receivables	18	11,595	39,999	–	51,594
Cash and bank balances	20	632	–	–	632
Bank deposits pledged	20	235	–	–	235
Total undiscounted financial assets		15,881	39,999	–	55,880
<b>Financial liabilities</b>					
Trade payables	22	2,058	–	–	2,058
Accruals and other payables	23	509	–	–	509
Amount due to shareholders	25	3,998	9,064	–	13,062
Loans and borrowings		9,095	20,978	–	30,073
Total undiscounted financial liabilities		15,660	30,042	–	45,702
Total net undiscounted financial assets		221	9,957	–	10,178

## Notes to the **FINANCIAL STATEMENTS**

For the financial year ended 31 December 2020

### 35. Financial risk management objectives and policies (continued)

#### (c) *Interest rate risk*

Interest rate risk is the risk that the fair value or future cash flows of the Group's and the Company's financial instruments will fluctuate because of changes in market interest rates. The Group's and the Company's exposure to interest rate risk arises primarily from their loans and borrowings, which are all at floating rates.

#### Sensitivity analysis for interest rate risk

At the end of the reporting period, if LIBOR interest rates had been 50 (2019: 50) basis points lower/higher with all other variables held constant, the Group's loss before tax (2019: profit before tax) would have been US\$267,000 lower/higher (2019: US\$306,000 lower/higher), arising mainly as a result of lower/higher interest expense on floating rate loans and borrowings. The assumed movement in basis points for interest rate sensitivity analysis is based on the currently observable market environment, showing a significantly higher volatility as in prior years.

### 36. Capital management

Capital includes debt and equity items as disclosed in the table below.

The primary objective of the Group's capital management is to ensure that it maintains a strong credit rating and healthy capital ratios in order to support its business and maximise shareholder value.

The Group manages its capital structure and makes adjustments to it, in light of changes in economic conditions. To maintain or adjust the capital structure, the Group may adjust the dividend payment to shareholders, return capital to shareholders or issue new shares. No changes were made in the objectives, policies or processes during the years ended 31 December 2020 and 2019.

The Group is in compliance with the capital requirements imposed by the bankers in respect of the banking facilities granted for the financial years ended 31 December 2020 and 2019.

The Group monitors capital using a gearing ratio, which is net debt divided by total capital plus net debt. The Group includes within net debt, loans and borrowings, trade and other payables, other liabilities, less cash and bank balances (in aggregate). Capital refers to equity attributable to owners of the Company.

## Notes to the FINANCIAL STATEMENTS

For the financial year ended 31 December 2020

### 36. Capital management (Continued)

	Note	Group	
		2020 US\$'000	2019 US\$'000
Trade payables	22	13,022	19,975
Accruals and other payables	23	5,810	6,694
Other non-financial liabilities	24	349	57
Amount due to shareholders	25	12,321	12,440
Lease liabilities	12	72	150
Loans and borrowings	21	58,703	69,068
Less: Cash and bank balances (in aggregate)	20	(980)	(2,353)
Net debt		89,297	106,031
Equity attributable to owners of the Company		81,074	85,952
Capital and net debt		170,371	191,983
Gearing ratio		52%	55%

### 37. Segment information

For management purposes, the Group is organised into business units based on services provided, and has two reportable operating segments as follows:

#### **Marine logistics services**

The marine logistics services segment provides vessel chartering and chandlery services to external customers.

#### **Ship repair, fabrication and other marine services**

The ship repair, fabrication and other marine services segment provides repairs and maintenance of marine equipment, engines, heavy machines and related marine services.

Except as indicated above, no operating segments have been aggregated to form the above reportable operating segments.

Management monitors the operating results of its business units separately for the purpose of making decisions about resource allocation and performance assessment. Segment performance is evaluated based on operating profit or loss which in certain respects, as explained in the table below, is measured differently from operating profit or loss in the consolidated financial statements. Group financing (including finance costs) are managed on a group basis and are allocated to operating segments where appropriate.

The chief operating decision maker reviews the results of the segment using segment gross profit. Segment assets, liabilities and other expenses are not disclosed as they are not regularly provided to the chief operating decision maker.

Notes to the  
**FINANCIAL STATEMENTS**

For the financial year ended 31 December 2020

## 37. Segment information (continued)

	Marine logistics services		Ship repair, fabrication and other marine services		Adjustments/ Eliminations		Per consolidated financial statements	
	2020	2019	2020	2019	2020	2019	2020	2019
Revenue	US\$'000	US\$'000	US\$'000	US\$'000	US\$'000	US\$'000	US\$'000	US\$'000
External customers	62,915	75,491	1,479	1,027	-	-	64,394	76,518
<b>Results:</b>								
Segment gross profit	13,062	16,642	938	921	65	-	14,065	17,563
Finance income	-	1	-	-	1	5	1	6
Other income	535	245	-	2	-	-	535	247
Share of results of a joint venture	-	-	-	-	-	92	-	92
Marketing and distribution expenses	(7)	(287)	(2)	(4)	-	-	(9)	(291)
Administrative expenses	(6,709)	(4,581)	(754)	(509)	(301)	(436)	(7,764)	(5,526)
Loss on fair value changes in derivatives	-	-	-	-	-	-	-	-
Other expenses	5,780	(502)	-	-	(5,780)	-	-	(502)
Impairment on vessels	(5,780)	-	-	-	-	-	(5,780)	-
Loss on disposal of joint operation	-	-	-	-	-	(589)	-	(589)
Finance costs	(4,851)	(6,711)	-	-	-	-	(4,851)	(6,711)
Withholding tax	(1,650)	(1,885)	-	-	-	-	(1,650)	(1,885)
Segment (loss)/profit before tax	380	2,922	182	410	(6,015)	(928)	(5,453)	2,404
Income tax expense	-	(2)	-	-	-	-	-	(2)
(Loss)/profit for the year	380	2,920	182	410	(6,015)	(928)	(5,453)	2,402

## Notes to the FINANCIAL STATEMENTS

For the financial year ended 31 December 2020

### 37. Segment information (continued)

Notes	Nature of adjustments and eliminations to arrive at amounts reported in the consolidated financial statements
A	The adjustment pertains to unallocated interest income.
B	The adjustment pertains to share of results of a joint venture held by the Company and Group respectively.
C	The adjustment pertains to unallocated corporate expenses.
D	The adjustment pertains to impairment loss on receivables from subsidiaries held by the Company.
E	The following items are deducted from segment (loss)/profit to arrive at "(loss)/profit before tax" presented in the consolidated statement of comprehensive income:

	Group	
	2020 US\$'000	2019 US\$'000
Share of result of the joint venture	–	92
Unallocated corporate expenses	(301)	(436)
Unallocated interest income	1	5
Loss on disposal of joint operation	–	(589)
	<u>(300)</u>	<u>(928)</u>

### Geographical information

Revenue information based on the geographical location of customers and assets respectively are as follows:

	Group	
	2020 US\$'000	2019 US\$'000
United Arab Emirates	5,749	10,252
Singapore	3,045	3,621
Other GCC countries	55,130	61,792
China	53	–
Others	417	853
	<u>64,394</u>	<u>76,518</u>

Other GCC countries include Kingdom of Saudi Arabia, Sultanate of Oman, Kingdom of Bahrain and Qatar.

The Group's non-current assets are located in the UAE.

#### Information about major customers

Revenue from two major customers amounted to approximately US\$50,673,000 (2019: US\$56,602,000), from the Marine logistics services segment. Revenue from two major customers amounted to approximately US\$690,000 (2019: US\$384,000), from the ship repair, fabrication and other marine services segment.

## Notes to the **FINANCIAL STATEMENTS**

For the financial year ended 31 December 2020

### **38. Events occurring after the reporting period**

During second half of FY2020 ("2H2020"), the Group and the Company did not meet certain obligations under its loan agreements and consequently the loan relating to these loan agreements were classified as current liabilities in accordance with SFRS (I) 1-1 Presentation of financial statements. The re-profiling of the secured loan obligations with both of its principal bankers as announced on 3 June 2021 was completed by end May 2021 where in summary would result in US\$14.1 million in aggregate of principal repayments originally due in 2H2020 and FY2021 to be re-scheduled, and repayable from FY2022 to FY2025.

With uncertainties emanating from COVID-19 pandemic and global oil prices continue to remain volatile, the market is expected to remain challenging. The Group will continue to work to mitigate these impacts with focuses on vessel utilisation and to work closely with its stakeholders to manage its cash flow requirements. The Group is also exploring other options including potential sale of vessels to augment its cash flows.

The principal shareholders of the Group had previously provided supported to the Group amounting to US\$11.4 million as at 31 December 2020, with US\$1.0 million in aggregate in accrued interests being waived off. Apart from the amount due to shareholders as at 31 December 2020, the principal shareholders of the Group had continued to provide further financial support which amounted to US\$1.4 million in aggregate as at the date of release of this report to support the working capital requirements of the Group.

### **39. Authorisation of financial statements for issue**

The financial statements for the year ended 31 December 2020 were authorised for issue in accordance with a resolution of the directors on 14 June 2021



## Statistics of SHAREHOLDINGS

As at 4 June 2021

NO. OF ISSUED SHARES (EXCLUDING TREASURY SHARES AND SUBSIDIARY HOLDINGS)	:	<b>523,512,144</b>
CLASS OF SHARES	:	ORDINARY SHARES
VOTING RIGHTS (EXCLUDING TREASURY SHARES AND SUBSIDIARY HOLDINGS)	:	ONE VOTE PER ORDINARY SHARE

The Company does not have any treasury shares and subsidiary holdings.

### DISTRIBUTION OF SHAREHOLDINGS

Size of Shareholdings	No. of Shareholders	%	No. of Shares	%
100 - 1,000	86	27.92	49,577	0.01
1,001 - 10,000	80	25.97	324,299	0.06
10,001 - 1,000,000	130	42.21	20,579,700	3.93
1,000,001 and above	12	3.90	502,558,568	96.00
<b>Total</b>	<b>308</b>	<b>100.00</b>	<b>523,512,144</b>	<b>100.00</b>

### SUBSTANTIAL SHAREHOLDERS' INFORMATION

(As recorded in the Register of Substantial Shareholders)

	Direct Interest		Deemed Interest	
	No. of Shares	%	No. of Shares	%
Saeed Investment Pte. Ltd. <sup>(1)</sup>	–	–	262,918,394	50.22
Kum Soh Har, Michael <sup>(2)</sup>	–	–	262,918,394	50.22
Ong Bee Yong, Lynda <sup>(2)</sup>	–	–	262,918,394	50.22
Wong Siew Cheong <sup>(3)</sup>	166,599,000	31.82	33,375,000	6.38
Chong Mee Chin <sup>(3)</sup>	–	–	33,375,000	6.38

#### Notes:

- (1) Saeed Investment Pte. Ltd. is deemed to be interested in 262,918,394 shares in the capital of the Company through HSBC (Singapore) Nominees Pte Ltd.
- (2) Mr Kum Soh Har, Michael and Madam Ong Bee Yong, Lynda are deemed interested in 262,918,394 shares in the capital of the Company which are held by Saeed Investment Pte. Ltd. by virtue of Section 7 of the Companies Act, Chapter 50 of Singapore.
- (3) Mr Wong Siew Cheong is deemed to be interested in 33,375,000 shares in the capital of the Company which are held by his spouse, Madam Chong Mee Chin. Madam Chong Mee Chin is deemed to be interested in the 33,375,000 shares held through DBS Nominees (Private) Limited.

## Statistics of SHAREHOLDINGS

As at 4 June 2021

### TWENTY LARGEST SHAREHOLDERS

No.	Name of Shareholders	Number of Shares	%
1.	HSBC (SINGAPORE) NOMINEES PTE LTD	262,918,394	50.22
2.	WONG SIEW CHEONG	166,599,000	31.82
3.	DBS NOMINEES (PRIVATE) LIMITED	35,867,100	6.85
4.	UOB KAY HIAN PRIVATE LIMITED	11,319,700	2.16
5.	WONG SIEW CHONG	8,000,000	1.53
6.	MOHAMMAD REZA SADEGHI	6,750,000	1.29
7.	THONG KWOK KHEONG	3,300,000	0.63
8.	KUAH BOON WEE	2,000,000	0.38
9.	WONG SEK PUN	1,699,000	0.32
10.	SOH SAI KIANG	1,484,374	0.28
11.	MAYBANK KIM ENG SECURITIES PTE LTD	1,416,000	0.27
12.	YAO HSIAO TUNG	1,205,000	0.23
13.	NEO KOK CHING	910,400	0.17
14.	DB NOMINEES (SINGAPORE) PTE LTD	815,000	0.16
15.	TAN BAN SER	785,000	0.15
16.	YAP HOON HONG	784,000	0.15
17.	CHONG SER PHENG	780,000	0.15
18.	ANG HOCK CHWEI	758,000	0.14
19.	CHAI HWEE HOON DOREEN	734,000	0.14
20.	OCBC SECURITIES PRIVATE LIMITED	724,700	0.14
	<b>TOTAL</b>	<b>508,849,668</b>	<b>97.18</b>

### RULE 723 OF THE CATALIST RULES – FREE FLOAT

Based on information available and to the best knowledge of the Company, as at 4 June 2021, approximately 10.05% of the ordinary shares (excluding treasury shares and subsidiary holdings) of the Company are held by the public. The Company has complied with Rule 723 of the Listing Manual Section B: Rules of Catalist of the Singapore Exchange Securities Trading Limited.

## Notice of ANNUAL GENERAL MEETING

**NOTICE IS HEREBY GIVEN** that the Annual General Meeting of Atlantic Navigation Holdings (Singapore) Limited (the “Company”) will be held on Tuesday, 29 June 2021 at 1:00 p.m. via electronic means, for the following purposes:-

### ORDINARY BUSINESSES

1. To receive and adopt the Directors’ Statement and the Audited Financial Statements of the Company and the Group for the financial year ended 31 December 2020 together with the Auditors’ Report thereon. **(Resolution 1)**
2. To re-elect Mr Kum Soh Har, Michael as a Director of the Company, who is retiring in accordance with Regulation 89 of the Company’s Constitution.  
  
[See Explanatory Note (i)] **(Resolution 2)**
3. To re-elect Mr Sam Chee Leong as a Director of the Company, who is retiring in accordance with Regulation 89 of the Company’s Constitution.  
  
[See Explanatory Note (ii)] **(Resolution 3)**
4. To re-appoint Messrs Ernst & Young LLP as the Auditors of the Company and to authorise the Directors of the Company to fix their remuneration. **(Resolution 4)**
5. To transact any other ordinary business which may properly be transacted at an Annual General Meeting.

### SPECIAL BUSINESSES

To consider and, if thought fit, to pass the following resolutions, with or without amendments as ordinary resolutions:-

6. To approve the payment of Directors’ fees of S\$146,000 for the year ended 31 December 2020. (2019: S\$146,000)  
  
[See Explanatory Note (iii)] **(Resolution 5)**
7. **Authority to issue shares in the capital of the Company pursuant to Section 161 of the Companies Act, Chapter 50 of Singapore (the “Act”) and Rule 806 of the Singapore Exchange Securities Trading Limited (the “SGX-ST”) Listing Manual - Section B: Rules of Catalyst (the “Catalist Rules”)**

“THAT pursuant to Section 161 of the Act and Rule 806 of the Catalyst Rules, the Directors of the Company be authorised and empowered to:-

- I (i) allot and issue shares in the capital of the Company (whether by way of rights, bonus or otherwise); and/or
- (ii) make or grant offers, agreements or options (collectively, “Instruments”) that may or would require shares to be issued, including but not limited to, the creation and issue of (as well as adjustments to) options, warrants, debentures, convertible securities or other instruments convertible into shares,

at any time and upon such terms and conditions and for such purposes and to such persons as the Directors may in their absolute discretion deem fit; and

## Notice of ANNUAL GENERAL MEETING

- II (notwithstanding that the authority conferred by this Resolution may have ceased to be in force) issue shares in pursuance of any Instrument made or granted by the Directors while this Resolution was in force,

provided always that:-

- (a) the aggregate number of shares to be issued pursuant to this Resolution (including shares to be issued in pursuance of Instruments, made or granted pursuant to this Resolution), shall not exceed 100% of the total number of issued shares in the capital of the Company (excluding treasury shares and subsidiary holdings) (as calculated in accordance with sub-paragraph (b) below), of which the aggregate number of shares to be issued other than on a *pro-rata* basis to the shareholders of the Company (the “**Shareholders**”) (including shares to be issued in pursuance of Instruments made or granted pursuant to this Resolution) shall not exceed 50% of the total number of issued shares in the capital of the Company (excluding treasury shares and subsidiary holdings) (as calculated in accordance with sub-paragraph (b) below);
- (b) (subject to such manner of calculation as may be prescribed by the SGX-ST) for the purpose of determining the aggregate number of shares that may be issued under sub-paragraph (a) above, the percentage of the total issued shares shall be based on the total number of issued shares in the capital of the Company (excluding treasury shares and subsidiary holdings) at the time this Resolution is passed, after adjusting for:-
- (i) new shares arising from the conversion or exercise of any convertible securities;
- (ii) (where applicable) new shares arising from exercising share options or vesting of share awards, provided the share options or share awards (as the case may be) were granted in compliance with Part VIII of Chapter 8 of the Catalist Rules; and
- (iii) any subsequent bonus issue, consolidation or subdivision of shares;

Adjustments in accordance with sub-paragraph (b)(i) or sub-paragraph (b)(ii) above are only to be made in respect of new shares arising from convertible securities, share options or share awards which were issued and outstanding or subsisting at the time of the passing of this Resolution.

- (c) in exercising the authority conferred by this Resolution, the Company shall comply with the provisions of the Catalist Rules for the time being in force (unless such compliance has been waived by the SGX-ST), all applicable legal requirements under the Act and the Constitution for the time being of the Company; and
- (d) the authority conferred by this Resolution shall, unless revoked or varied by the Company in general meeting, continue to be in force until the conclusion of the next Annual General Meeting of the Company or the date by which the next Annual General Meeting of the Company is required by law to be held, whichever is earlier.”

[See Explanatory Note (iv)]

**(Resolution 6)**

### 8. **Authority to issue shares under the Atlantic 2015 Employees Share Option Scheme**

“THAT pursuant to Section 161 of the Act, the Directors of the Company be authorised and empowered to issue and allot from time to time such number of shares in the capital of the Company as may be required to be issued pursuant to the exercise of options granted by the Company under the Atlantic 2015 Employees Share Option Scheme (the “**Atlantic 2015 ESOS**”), whether granted during the subsistence of this authority or otherwise, provided always that the aggregate number of additional ordinary shares to be issued pursuant to the Atlantic 2015 ESOS, Atlantic 2015 PSP (as defined herein) and Atlantic 2015 RSP (as defined herein) shall not exceed 15% of the total number of issued shares (excluding treasury shares and subsidiary holdings) in the capital of the Company from time to time and that such authority shall, unless revoked or varied by the Company in a general meeting, continue in force until the conclusion of the next Annual General Meeting of the Company or the date by which the next Annual General Meeting of the Company is required by law to be held, whichever is earlier.”

[See Explanatory Note (v)]

**(Resolution 7)**

## Notice of ANNUAL GENERAL MEETING

### 9. Authority to issue shares under the Atlantic 2015 Performance Share Plan

“THAT pursuant to Section 161 of the Act, the Directors of the Company be authorised and empowered to issue and allot from time to time such number of shares in the capital of the Company as may be required to be issued pursuant to the vesting of awards under the Atlantic 2015 Performance Share Plan (the “**Atlantic 2015 PSP**”), whether granted during the subsistence of this authority or otherwise, provided always that the aggregate number of additional ordinary shares to be issued pursuant to the Atlantic 2015 PSP, Atlantic 2015 ESOS and Atlantic 2015 RSP (as defined herein) shall not exceed 15% of the total number of issued shares (excluding treasury shares and subsidiary holdings) in the capital of the Company from time to time and that such authority shall, unless revoked or varied by the Company in a general meeting, continue in force until the conclusion of the next Annual General Meeting of the Company or the date by which the next Annual General Meeting of the Company is required by law to be held, whichever is earlier.”

[See Explanatory Note (vi)]

**(Resolution 8)**

### 10. Authority to issue shares under the Atlantic 2015 Restricted Share Plan

“THAT pursuant to Section 161 of the Act, the Directors of the Company be authorised and empowered to issue and allot from time to time such number of shares in the capital of the Company as may be required to be issued pursuant to the vesting of awards under the Atlantic 2015 Restricted Share Plan (the “**Atlantic 2015 RSP**”), whether granted during the subsistence of this authority or otherwise, provided always that the aggregate number of additional ordinary shares to be issued pursuant to the Atlantic 2015 RSP, Atlantic 2015 ESOS and Atlantic 2015 PSP shall not exceed 15% of the total number of issued shares (excluding treasury shares and subsidiary holdings) in the capital of the Company from time to time and that such authority shall, unless revoked or varied by the Company in a general meeting, continue in force until the conclusion of the next Annual General Meeting of the Company or the date by which the next Annual General Meeting of the Company is required by law to be held, whichever is earlier.”

[See Explanatory Note (vii)]

**(Resolution 9)**

### BY ORDER OF THE BOARD

FIONA LIM PEI PEI  
Company Secretary

Singapore, 14 June 2021

### Explanatory Notes:-

- (i) Mr Kum Soh Har, Michael, if re-elected as a Director of the Company, will remain as the Non-Executive Non-Independent Chairman, and a member of the Audit Committee and the Remuneration Committee, and will be considered non-independent for the purpose of Rule 704(7) of the Catalist Rules. Please refer to Corporate Governance Report on page 23 to page 26 in the Annual Report for the detailed information as required pursuant to Rule 720(5) of the Catalist Rules.
- (ii) Mr Sam Chee Leong, if re-elected as a Director of the Company, will remain as the Independent Director of the Company, a member of the Nominating Committee and Audit Committee, and will be considered independent for the purpose of Rule 704(7) of the Catalist Rules. There are no relationships (including immediate family relationships) between Mr Sam Chee Leong and the other Directors of the Company, the Company, its related corporations, its substantial shareholders or its officers, which may affect his independence. Please refer to Corporate Governance Report on page 23 to page 26 in the Annual Report for the detailed information as required pursuant to Rule 720(5) of the Catalist Rules.
- (iii) Pursuant to the Constitution of the Company, Directors' fees have to be approved by Shareholders in a general meeting under Special Business.

## Notice of ANNUAL GENERAL MEETING

- (iv) The ordinary resolution 6 set out in item 7 above, if passed, will empower the Directors of the Company from the date this resolution is passed until the next Annual General Meeting of the Company, or the date by which the next Annual General Meeting of the Company is required by law to be held or such authority is varied or revoked by the Company in a general meeting, whichever is the earlier, to issue shares, make or grant instruments convertible into shares and to issue shares pursuant to such instruments, up to a number not exceeding, in total, 100% of the total number of issued shares (excluding treasury shares and subsidiary holdings) in the capital of the Company, of which up to 50% may be issued other than on a *pro-rata* basis to existing Shareholders.
- (v) The ordinary resolution 7 set out in item 8 above, if passed, will empower the Directors of the Company, from the date this resolution is passed until the next Annual General Meeting of the Company, or the date by which the next Annual General Meeting of the Company is required by law to be held or such authority is varied or revoked by the Company in a general meeting, whichever is the earlier, to issue shares in the Company pursuant to the exercise of options granted or to be granted under the Atlantic 2015 ESOS provided that the aggregate additional shares to be issued pursuant to the Atlantic 2015 ESOS, Atlantic 2015 PSP and Atlantic 2015 RSP do not exceed 15% of the total number of issued shares (excluding treasury shares and subsidiary holdings) in the capital of the Company from time to time.
- (vi) The ordinary resolution 8 set out in item 9 above, if passed, will empower the Directors of the Company, from the date this resolution is passed until the next Annual General Meeting of the Company, or the date by which the next Annual General Meeting of the Company is required by law to be held or such authority is varied or revoked by the Company in a general meeting, whichever is the earlier, to issue shares in the Company pursuant to the vesting of awards under the Atlantic 2015 PSP provided that the aggregate additional shares to be issued pursuant to the Atlantic 2015 ESOS, Atlantic 2015 PSP and Atlantic 2015 RSP do not exceed 15% of the total number of issued shares (excluding treasury shares and subsidiary holdings) in the capital of the Company from time to time.
- (vii) The ordinary resolution 9 set out in item 10 above, if passed, will empower the Directors of the Company, from the date this resolution is passed until the next Annual General Meeting of the Company, or the date by which the next Annual General Meeting of the Company is required by law to be held or such authority is varied or revoked by the Company in a general meeting, whichever is the earlier, to issue shares in the Company pursuant to the vesting of awards under the Atlantic 2015 RSP provided that the aggregate additional shares to be issued pursuant to the Atlantic 2015 ESOS, Atlantic 2015 PSP and Atlantic 2015 RSP do not exceed 15% of the total number of issued shares (excluding treasury shares and subsidiary holdings) in the capital of the Company from time to time.

### Notes:-

1. The Annual General Meeting of the Company (the "**Meeting**") is being convened, and will be held, by way of electronic means pursuant to the COVID-19 (Temporary Measures) (Alternative Arrangements for Meetings for Companies, Variable Capital Companies, Business Trusts, Unit Trusts and Debenture Holders) Order 2020. Documents relating to the business of the Meeting, which comprise the Company's annual report for the financial year ended 31 December 2020 as well as this Notice and the accompanying proxy form for the Meeting will be sent to Shareholders solely by electronic means via publication on (i) the SGXNet at the URL <https://www.sgx.com/securities/company-announcements>; and (ii) the Company's website at the URL <http://www.atlanticnavigation.com>. Printed copies of these documents will NOT be sent to Shareholders.
2. Due to the current COVID-19 situation and the related safe distancing measures in Singapore, a member will not be able to attend the Meeting in person. Pursuant to Part 4 of the COVID-19 (Temporary Measures) Act 2020, a member (whether individual or corporate) must appoint the Chairman of the Meeting as his/her/its proxy to vote on his/her/its behalf at the Meeting if such member wishes to exercise his/her/its voting rights at the Meeting. Where a member (whether individual or corporate) appoints the Chairman of the Meeting as his/her/its proxy, he/she/it must give specific instructions as to voting, or abstentions from voting, in respect of a resolution in the form of proxy, failing which, the appointment of Chairman of the Meeting as proxy for that Resolution will be treated as invalid.
3. The Chairman of the Meeting, as proxy, need not be a member of the Company.
4. The instrument appointing the Chairman of the Meeting as proxy must be submitted (a) by post to the Company's share registrar office, c/o Boardroom Corporate & Advisory Services Pte. Ltd., 50 Raffles Place, #32-01 Singapore Land Tower, Singapore 048623; or (b) by email to [AGM.TeamE@boardroomlimited.com](mailto:AGM.TeamE@boardroomlimited.com), in either case, by 1:00 p.m. on 27 June 2021, being not less than 48 hours before the time appointed for holding the Meeting.
5. The instrument appointing the Chairman of the Meeting as proxy must be under the hand of the appointer or of his/her attorney duly authorised in writing. Where the instrument appointing the Chairman of the Meeting as proxy is executed by a corporation, it must be executed either under its common seal or under the hand of an officer or attorney duly authorised. Where the instrument appointing the Chairman of the Meeting as proxy is executed by an attorney on behalf of the appointer, the letter or power of attorney or a duly certified copy thereof must be lodged with the instrument.

## Notice of ANNUAL GENERAL MEETING

6. Investors who hold shares through Relevant Intermediaries\*, including under the Central Provident Fund Investment Scheme (“**CPF Investors**”) or the Supplementary Retirement Scheme (“**SRS Investors**”), and who wish to appoint the Chairman of the Meeting as their proxy should approach their respective Relevant Intermediaries\*, including CPF Agent Banks or SRS Operators, to submit their votes at least seven (7) working days before the Meeting (i.e. by 1:00 p.m. on 17 June 2021).

\* A Relevant Intermediary is:

- (a) a banking corporation licensed under the Banking Act, Chapter 19 of Singapore, or a wholly-owned subsidiary of such a banking corporation, whose business includes the provision of nominee services and who holds shares in that capacity; or
- (b) a person holding a capital markets services licence to provide custodial services for securities under the Securities and Futures Act, Chapter 289 of Singapore, and who holds shares in that capacity; or
- (c) the Central Provident Fund Board established by the Central Provident Fund Act, Chapter 36 of Singapore, in respect of shares purchased under the subsidiary legislation made under that Act providing for the making of investments from the contributions and interest standing to the credit of members of the Central Provident Fund, if the Board holds those shares in the capacity of an intermediary pursuant to or in accordance with that subsidiary legislation.

### PERSONAL DATA PRIVACY

By (a) submitting an instrument appointing the Chairman of the Meeting as proxy to attend, speak and vote at the Annual General Meeting of the Company and/or any adjournment thereof, or (b) submitting details for the registration to observe the proceedings of the Annual General Meeting of the Company via a “live” audio-visual webcast or a “live” audio-only stream (the “**Live AGM Webcast**”), or (c) submitting any question prior to the Annual General Meeting of the Company, in accordance with the procedures set out in a separate announcement dated 14 June 2021 entitled “Important Notice to Shareholders regarding the Company’s Annual General Meeting to be held on 29 June 2021”, a member of the Company consents to the collection, use and disclosure of the member’s personal data by the Company (or its agents or service providers) for the following purposes:

- (i) processing and administration and analysis by the Company (or its agents or service providers) of the instruments appointing the Chairman of the Meeting as proxy for the Annual General Meeting of the Company (including any adjournment thereof) and the preparation and compilation of the attendance lists, proxy lists, minutes and other documents relating to the Annual General Meeting of the Company (including any adjournment thereof);
- (ii) processing of the registration for purpose of granting access to members (or their corporate representatives in the case of members which are legal entities) to the Live AGM Webcast to observe the proceedings of the Annual General Meeting of the Company and providing them with any technical assistance where necessary;
- (iii) addressing substantial and relevant questions from members received before the Annual General Meeting of the Company and if necessary, following up with the relevant members in relation to such questions; and
- (iv) enabling the Company (or its agents or service providers) to comply with any applicable laws, listing rules, regulations and/or guidelines by the relevant authorities.

The member’s personal data may be disclosed or transferred by the Company to its subsidiaries, its share registrar and/or other agents or bodies for any of the abovementioned purposes, and retained for such period as may be necessary for the Company’s verification and record purposes.

---

*This notice has been reviewed by the Company’s sponsor (“**Sponsor**”), SAC Capital Private Limited. This notice has not been examined or approved by the Singapore Exchange Securities Trading Limited (“**SGX-ST**”) and the SGX-ST assumes no responsibility for the contents of this notice, including the correctness of any of the statements or opinions made, or reports contained in this notice.*

*The contact person for the Sponsor is Ms Lee Khai Yinn (Tel: (65) 6232 3210) at 1 Robinson Road, #21-00 AIA Tower, Singapore 048542.*

*This page has been intentionally left blank.*



# ATLANTIC NAVIGATION HOLDINGS (SINGAPORE) LIMITED

(Company Registration No. 200411055E)  
(Incorporated in the Republic of Singapore)

## PROXY FORM ANNUAL GENERAL MEETING

(Please see notes overleaf before completing this Form)

### IMPORTANT:

1. Due to the current COVID-19 situation and the related safe distancing measures in Singapore, a member will not be able to attend the Meeting in person. A member (whether individual or corporate) must appoint the Chairman of the Meeting as his/her/its proxy to attend and vote on his/her/its behalf at the Meeting if such member wishes to exercise his/her/its voting at the Meeting.
2. Alternative arrangements relating to attendance at the Meeting via electronic means, submission of questions in advance of the Meeting, addressing of substantial and relevant questions before or at the Meeting and voting by appointing the Chairman of the Meeting as proxy at the Meeting, are set out in the Notice of Annual General Meeting dated 14 June 2021.
3. CPF Investors and SRS Investors who wish to appoint the Chairman of the Meeting as proxy should approach their CPF Agent Banks and SRS Operators, respectively, by 1.00 p.m. on 17 June 2021.

I/We\*, \_\_\_\_\_ (Name) \_\_\_\_\_ (NRIC/Passport No./Company Registration No.)  
of \_\_\_\_\_ (Address)

being a member/members\* of Atlantic Navigation Holdings (Singapore) Limited (the "**Company**"), hereby appoint the Chairman of the Annual General Meeting of the Company (the "**Meeting**") as my/our\* proxy to attend and vote for me/us\* on my/our\* behalf at the Meeting to be held on Tuesday, 29 June 2021 at 1:00 p.m. via electronic means, and at any adjournment thereof.

I/We\* direct the Chairman of the Meeting, being my/our\* proxy, to vote for or against, or to abstain from voting on the Resolutions to be proposed at the Meeting as indicated hereunder. **If no specific direction as to voting is given or in the event of any other matter arising at the Meeting and at any adjournment thereof, the appointment of Chairman of the Meeting as proxy for that Resolution will be treated as invalid.**

No.	Resolutions relating to:	Number of votes For**	Number of votes Against**	Number of votes Abstain**
<b>Ordinary Businesses</b>				
1	Adoption of the Directors' Statement and Audited Financial Statements of the Company and the Group for the financial year ended 31 December 2020 together with the Auditors' Report thereon			
2	Re-election of Mr Kum Soh Har, Michael as a Director of the Company			
3	Re-election of Mr Sam Chee Leong as a Director of the Company			
4	Re-appointment of Messrs Ernst & Young LLP as Auditors of the Company			
<b>Special Businesses</b>				
5	Approval of Directors' fees amounting to S\$146,000 for the financial year ended 31 December 2020 (2019: S\$146,000)			
6	Authority to issue and allot new shares			
7	Authority to issue shares under the Atlantic 2015 Employees Share Option Scheme			
8	Authority to issue shares under the Atlantic 2015 Performance Share Plan			
9	Authority to issue shares under the Atlantic 2015 Restricted Share Plan			

\*Delete where inapplicable.

\*\*If you wish to exercise all your votes "For" or "Against" or "Abstain", please indicate with a tick within the box provided. Alternatively, please indicate the number of votes as appropriate.

Dated this \_\_\_\_\_ day of \_\_\_\_\_ 2021

Total number of shares held

\_\_\_\_\_  
Signature of Shareholder(s)  
and/or Common Seal of Corporate Shareholder



## Notes:

1. Please insert the total number of Shares held by you. If you have Shares entered against your name in the Depository Register (as defined in Section 81SF of the Securities and Futures Act, Chapter 289 of Singapore), you should insert that number of Shares. If you have Shares registered in your name in the Register of Members, you should insert that number of Shares. If you have Shares entered against your name in the Depository Register and Shares registered in your name in the Register of Members, you should insert the aggregate number of Shares entered against your name in the Depository Register and registered in your name in the Register of Members. If no number is inserted, the instrument appointing the Chairman of the Meeting as a proxy shall be deemed to relate to all the Shares held by you.
2. **Due to the current COVID-19 situation and the related safe distancing measures in Singapore, a member will not be able to attend the Meeting in person. Pursuant to Part 4 of the COVID-19 (Temporary Measures) Act 2020, a member (whether individual or corporate) must appoint the Chairman of the Meeting as his/her/its proxy to attend and vote on his/her/its behalf at the Meeting if such member wishes to exercise his/her/its voting rights at the Meeting.** A member of the Company (other than a Relevant Intermediary) entitled to participate and vote at a meeting of the Company must appoint the Chairman of the Meeting to act as proxy and direct the vote at the Meeting. Specific instructions must be given as to voting, or abstentions from voting, in respect of a resolution in the form of proxy, failing which the appointment of the Chairman of the Meeting as proxy for that resolution will be treated as invalid.
3. The Chairman of the Meeting, as proxy, need not be a member of the Company.
4. The instrument appointing the Chairman of the Meeting as proxy must be submitted (a) by post to the Company's share registrar office, c/o Boardroom Corporate & Advisory Services Pte. Ltd., 50 Raffles Place, #32-01 Singapore Land Tower, Singapore 048623; or (b) by email to [AGM.TeamE@boardroomlimited.com](mailto:AGM.TeamE@boardroomlimited.com), in either case, by 1:00 p.m. on 27 June 2021 being not less than 48 hours before the time appointed for holding the Meeting.
5. The instrument appointing the Chairman of the Meeting as the proxy must be under the hand of the appointor or of his/her/its attorney duly authorised in writing. Where the instrument appointing the Chairman of the Meeting as a proxy is executed by a corporation, it must be executed either under its common seal or under the hand of an officer or attorney duly authorised. Where the instrument appointing the Chairman of the Meeting as a proxy is executed by an attorney on behalf of the appointor, the letter or power of attorney or a duly certified copy thereof must be lodged with the instrument.
6. A corporation which is a member may authorise by resolution of its directors or other governing body such person as it thinks fit to act as its representative at the Meeting, in accordance with Section 179 of the Companies Act, Chapter 50 of Singapore, and the person so authorised shall upon production of a copy of such resolution certified by a director of the corporation to be a true copy, be entitled to exercise the powers on behalf of the corporation so represented as the corporation could exercise in person if it were an individual.
7. Investors who hold shares through Relevant Intermediaries\*, including under the Central Provident Fund Investment Scheme ("**CPF Investors**") or the Supplementary Retirement Scheme ("**SRS Investors**"), and who wish to appoint the Chairman of the Meeting as a proxy should approach their respective Relevant Intermediaries\*, including CPF Agent Banks or SRS Operators, to submit their votes at least seven (7) working days before the Meeting (i.e. by 1:00 p.m. on 17 June 2021).

\* A Relevant Intermediary is:

- (a) a banking corporation licensed under the Banking Act, Chapter 19 of Singapore, or a wholly-owned subsidiary of such a banking corporation, whose business includes the provision of nominee services and who holds shares in that capacity; or
- (b) a person holding a capital markets services licence to provide custodial services for securities under the Securities and Futures Act, Chapter 289 of Singapore, and who holds shares in that capacity; or
- (c) the Central Provident Fund Board established by the Central Provident Fund Act, Chapter 36 of Singapore, in respect of shares purchased under the subsidiary legislation made under that Act providing for the making of investments from the contributions and interest standing to the credit of members of the Central Provident Fund, if the Central Provident Fund Board holds those shares in the capacity of an intermediary pursuant to or in accordance with that subsidiary legislation.

## General:

The Company shall be entitled to reject the instrument appointing the Chairman of the Meeting as a proxy if it is incomplete, improperly completed or illegible, or where the true intentions of the appointor are not ascertainable from the instructions of the appointor specified in the instrument appointing the Chairman of the Meeting as a proxy. In addition, in the case of Shares entered in the Depository Register, the Company may reject any instrument appointing the Chairman of the Meeting as a proxy lodged if the member, being the appointor, is not shown to have Shares entered against his name in the Depository Register as at 72 hours before the time appointed for holding the Meeting, as certified by The Central Depository (Pte) Limited to the Company.

## PERSONAL DATA PRIVACY

By submitting an instrument appointing the Chairman of the Meeting as a proxy, the member is deemed to have accepted and agreed to the personal data privacy terms set out in the Notice of Annual General Meeting dated 14 June 2021.

# Corporate INFORMATION

## BOARD OF DIRECTORS

Kum Soh Har, Michael  
*Non-Executive Non-Independent Chairman*

Kum Wan Mei, Gwendolyn (Gan Wanmei)  
*Alternate Director to Kum Soh Har, Michael*

Wong Siew Cheong, Bill  
*Executive Director and CEO*

Gwee Lian Kheng  
*Lead Independent Director*

Wong Chee Meng, Lawrence  
*Independent Director*

Sam Chee Leong  
*Independent Director*

## COMPANY SECRETARY

Fiona Lim Pei Pei

## REGISTERED OFFICE

30 Cecil Street,  
#19-08 Prudential Tower  
Singapore 049712  
Tel: +65 6812 1611  
Fax +65 6812 1601

## BUSINESS OFFICE AND PRINCIPAL PLACE OF BUSINESS

### Atlantic Maritime Group FZE

Plot No. HD-02  
P.O. Box 6653  
Hamriyah Free Zone  
Sharjah  
United Arab Emirates  
Tel: +971 6 5263577  
Fax: +971 6 5260292

### Atlantic Ship Management LLC

P.O. Box 37288 Abu Dhabi  
Unit 205, Al Salam Street  
Al Salam HQ Building  
Abu Dhabi  
United Arab Emirates  
Tel: +971 2 4453838  
Fax: +971 2 4453837

## AUDIT COMMITTEE

Gwee Lian Kheng (*Chairman*)  
Wong Chee Meng, Lawrence  
Sam Chee Leong  
Kum Soh Har, Michael

## NOMINATING COMMITTEE

Gwee Lian Kheng (*Chairman*)  
Wong Chee Meng, Lawrence  
Sam Chee Leong

## RENUMERATION COMMITTEE

Wong Chee Meng, Lawrence (*Chairman*)  
Gwee Lian Kheng  
Kum Soh Har, Michael

## ATLANTIC EMPLOYEE NEW SHARE SCHEME COMMITTEE

Wong Chee Meng, Lawrence (*Chairman*)  
Gwee Lian Kheng  
Kum Soh Har, Michael

## KEY EXECUTIVES

Hsu Chong Pin  
*Chief Financial Officer*

Mohammad Reza Sadeghi  
*Project Director*

## SHARE REGISTRAR

Boardroom Corporate & Advisory Services Pte. Ltd.  
50 Raffles Place  
#32-01 Singapore Land Tower  
Singapore 048623

## AUDITOR

Ernst & Young LLP  
One Raffles Quay  
North Tower, Level 18  
Singapore 048583  
Partner-in-Charge: Wong Yew Chung  
(*Date of Appointment: Since financial year ended 31  
December 2018*)

## PRINCIPAL BANKERS

Malayan Banking Berhad  
National Bank Of Fujairah PJSC  
United Overseas Bank Limited

## SPONSOR

SAC Capital Private Limited  
1 Robinson Road  
#21-00 AIA Tower  
Singapore 048542



**Atlantic Navigation  
Holdings (Singapore) Limited**

**Atlantic Navigation  
Holdings (Singapore) Limited**

Unique Entity Number (UEN): 200411055E

30 Cecil Street,  
#19-08 Prudential Tower  
Singapore 049712  
Tel: +65 6812 1611  
Fax: +65 6812 1601

