

Riverstone Holdings Ltd

**Corporate Presentation
1Q FY2025**



DISCLAIMER

This presentation may contain forward looking statements that involve risks and uncertainties. Actual future performance, outcomes and results may differ materially from those expressed in forward looking statements as a result of a number of risks, uncertainties and assumptions. Representative examples of these factors include (without limitation) general industry and economic conditions, interest rate trends, cost of capital and capital availability, competition from other companies, shifts in customer demands, customers and partners, changes in operating expenses, including employee wages, benefits and training, governmental and public policy changes and the continued availability of financing in the amounts and the terms necessary to support future business. You are cautioned not to place undue reliance on these presentation and the information contain therein, which are based on current view of management on future events.

Without prejudice to or derogating from the generality of the foregoing, no representation or assurance is given by Riverstone that this presentation contain all information that an investor may require. To the extent permitted by applicable law, Riverstone or its related persons (and their respective directors, associates, connected persons and/or employees) shall not be liable in any manner whatsoever for any consequences (including but not limited to any direct, indirect or consequential losses, loss of profits and damages) arising from the reliance or use of the information contain in this presentation.

Investors are advised to make their own independent evaluation from this presentation, consider their own individual investment objectives, financial situation and particular needs and consult their own professional and financial advisers as the legal, business, financial, tax and other aspects as investors may regard as relevant.

-
- Business Overview
 - Group Structure
 - Financial Highlights
 - Investment Merits



Manufacturing

- 1 High Tech Cleanroom Gloves
- 2 Premium Healthcare Gloves
- 3 Cleanroom Consumables

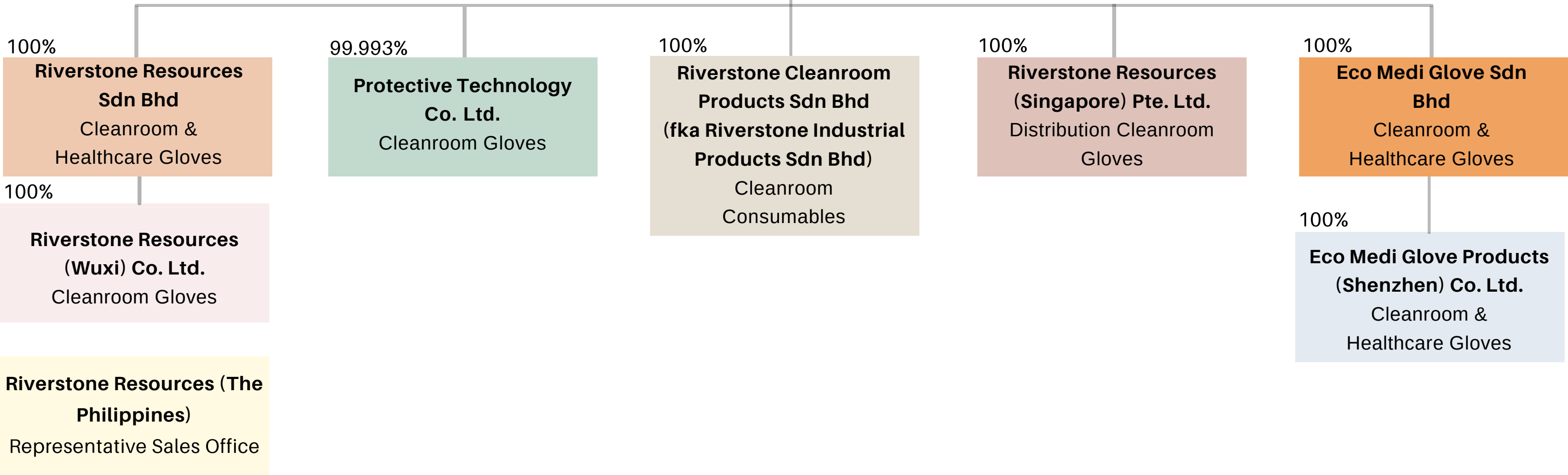




GROUP STRUCTURE



Riverstone Holdings Limited
(Investment Holding)





BUSINESS SITES



MALAYSIA (BUKIT BERUNTUNG)
RIVERSTONE RESOURCES SDN BHD



MALAYSIA (TAIPING)
RIVERSTONE RESOURCES SDN BHD



MALAYSIA (BUKIT BERUNTUNG)
RIVERSTONE CLEANROOM PRODUCTS SDN BHD
fka RIVERSTONE INDUSTRIAL PRODUCTS SDN BHD



MALAYSIA (TAIPING)
ECO MEDI GLOVE SDN BHD



BUSINESS SITES



CHINA
RIVERSTONE RESOURCES (WUXI) COMPANY LIMITED



THAILAND
PROTECTIVE TECHNOLOGY COMPANY LIMITED



01. CLEANROOM BUSINESS



Cleanroom gloves



Cleanroom consumables

02. HEALTHCARE BUSINESS



Examination gloves




Food grade gloves



Personal protective equipment

01 Introduction

Cleanroom gloves: **To protect semiconductor products** from contamination, corrosion & ESD.




02 Product Suite

- Nitrile gloves
- Latex gloves
- Finger cots
- Packaging Materials
- Face mask

03 Business Model

- Riverstone is an own-brand manufacturer (OBM), developing high tech cleanroom gloves that's sold directly to customers via regional offices
- Riverstone provides solutions for contamination, corrosion & ESD to customers

04 Market



High end electronics & semiconductor sector

HDD, Mobile, Automotive, Chips, Aerospace



Pharmaceutical sector



01 Introduction

Healthcare gloves offer users a protection barrier against biohazards whilst performing general medical practices.

02 Product Suite

- Procedure gloves
- High risk gloves
- Hand specific gloves
- Dental gloves
- Accelerator free gloves

03 Business Model

- Riverstone develops in-house & produce specialty gloves
- Riverstone is an OEM for selected customers

04 Market



Healthcare sector

Hospitals, Laboratories, Nursing homes



Food sector

Manufacturers, Restaurants, Airlines, Hotels



FINANCIAL HIGHLIGHTS

(1Q FY2025 unaudited)

YOY Comparison

QOQ Comparison

Result Overview

Result Overview

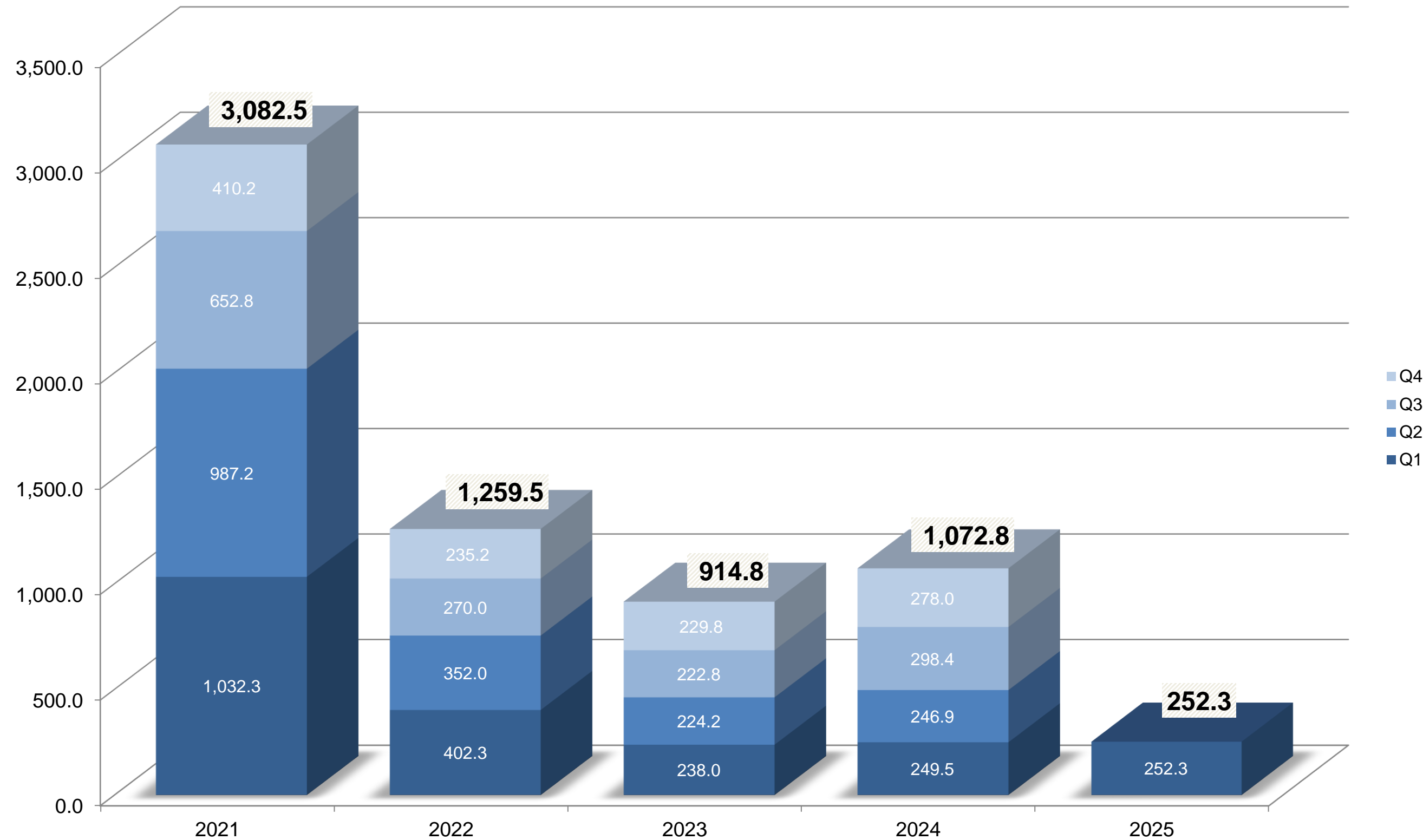
	1Q FY2025 (RM'000)	1Q FY2024 (RM'000)	Change (%)		1Q FY2025 (RM'000)	4Q FY2024 (RM'000)	Change (%)
Revenue	252,273	249,471	1.1		252,273	278,043	(9.3)
Gross Profit	82,150	97,469	(15.7)		82,150	89,783	(8.5)
Profit Before Tax	73,296	91,723	(20.1)		73,296	84,573	(13.3)
Net Profit	56,432	72,185	(21.8)		56,432	70,044	(19.4)

*Totalled figures may have some discrepancy due to rounding



FINANCIAL HIGHLIGHTS (1Q FY2025 unaudited)

Revenue (RM'million)

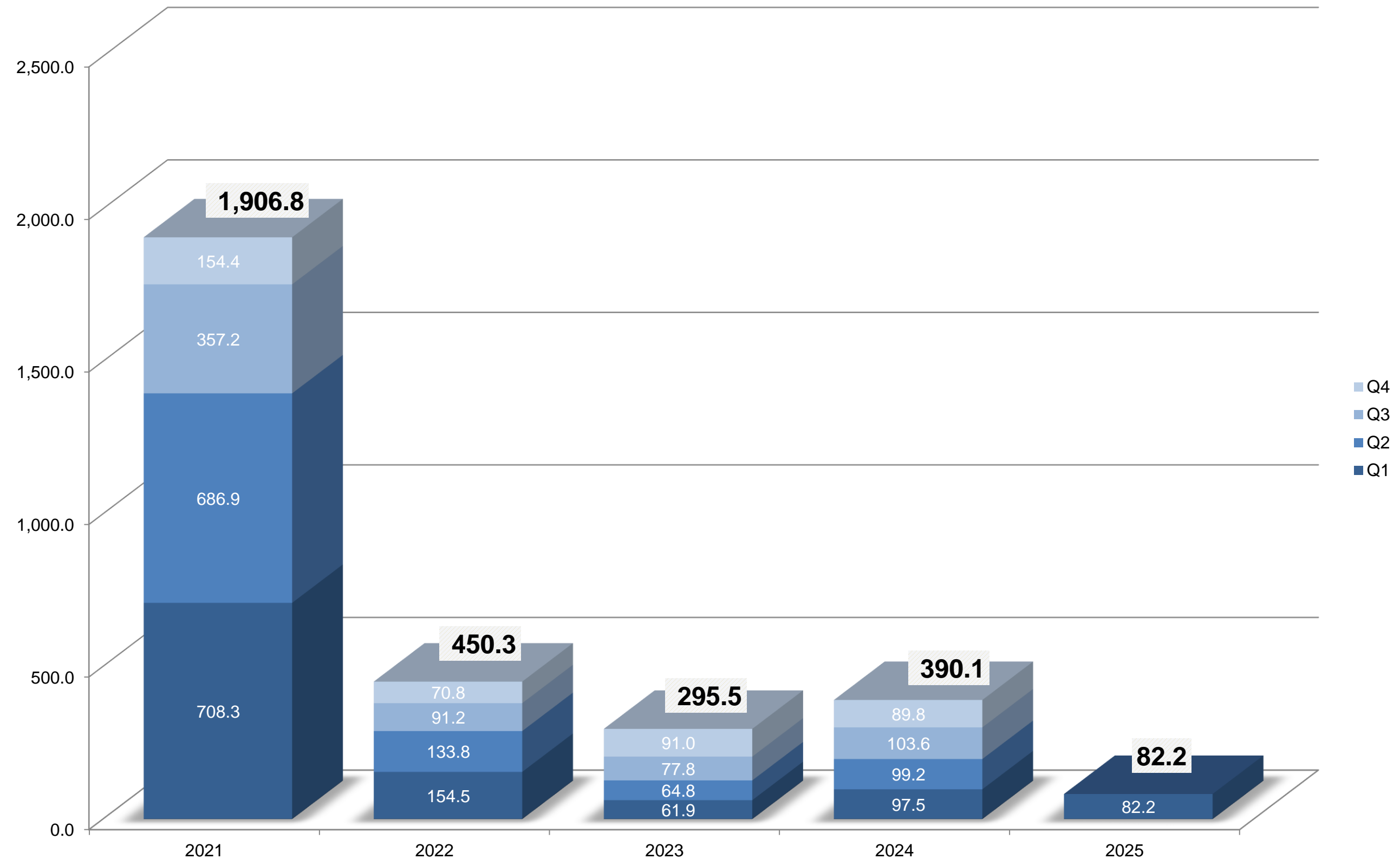


*Totalled figures may have some discrepancy due to rounding



FINANCIAL HIGHLIGHTS (1Q FY2025 unaudited)

Gross Profit (RM'million)



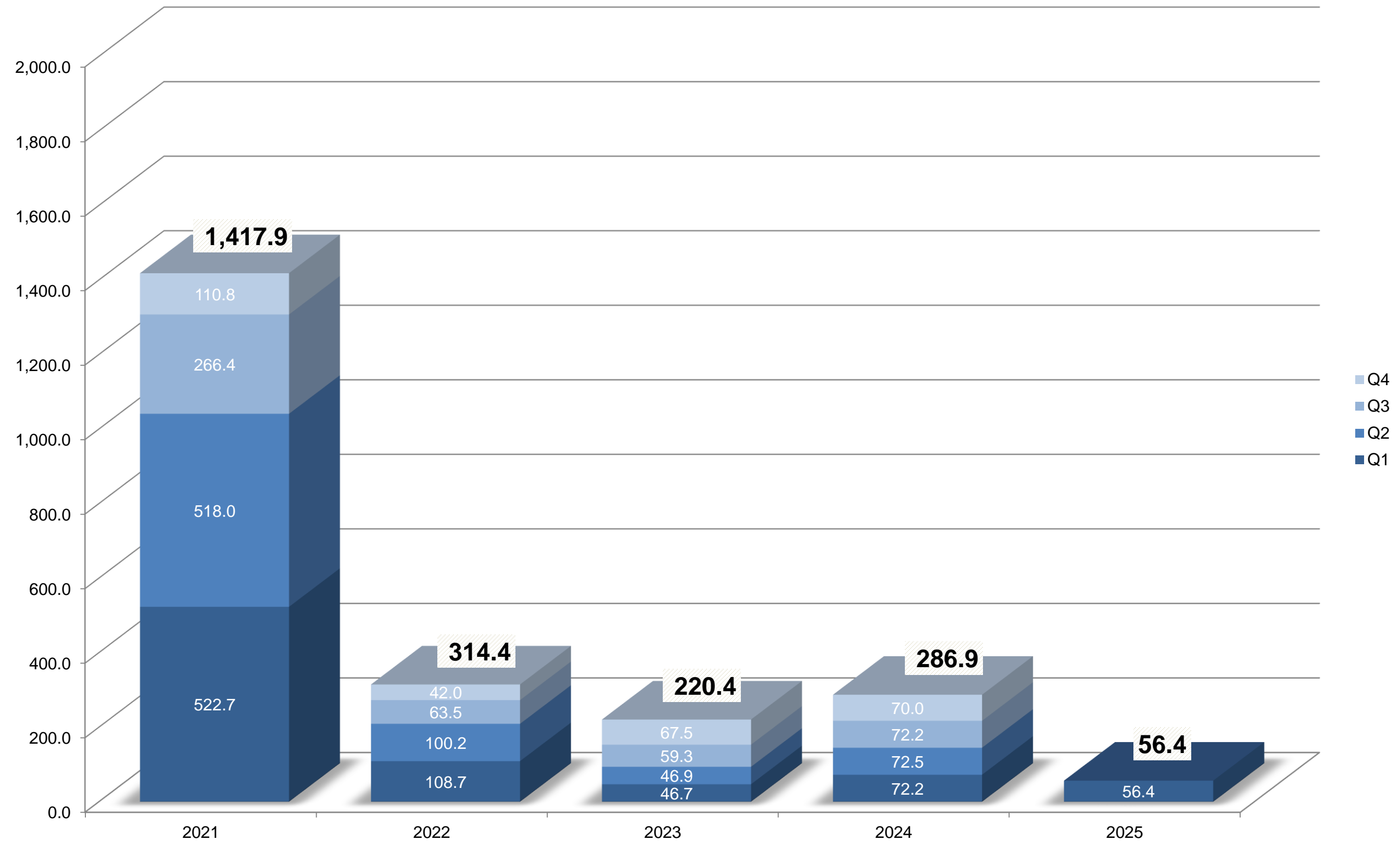
*Totalled figures may have some discrepancy due to rounding



FINANCIAL HIGHLIGHTS

(1Q FY2025 unaudited)

Net Profit (RM'million)



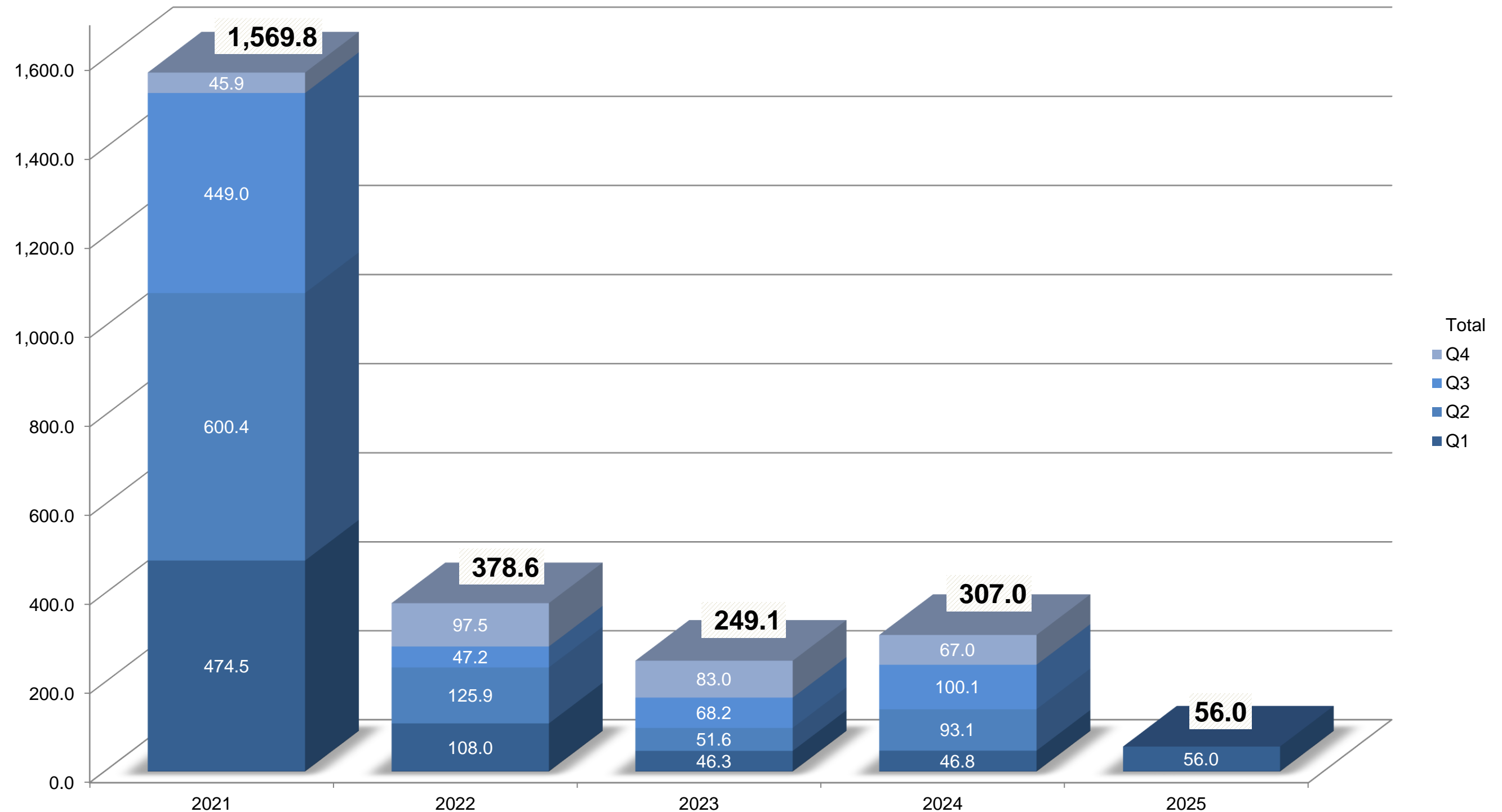
*Totalled figures may have some discrepancy due to rounding



FINANCIAL HIGHLIGHTS

(1Q FY2025 unaudited)

Operating Cash Flow (RM'million)



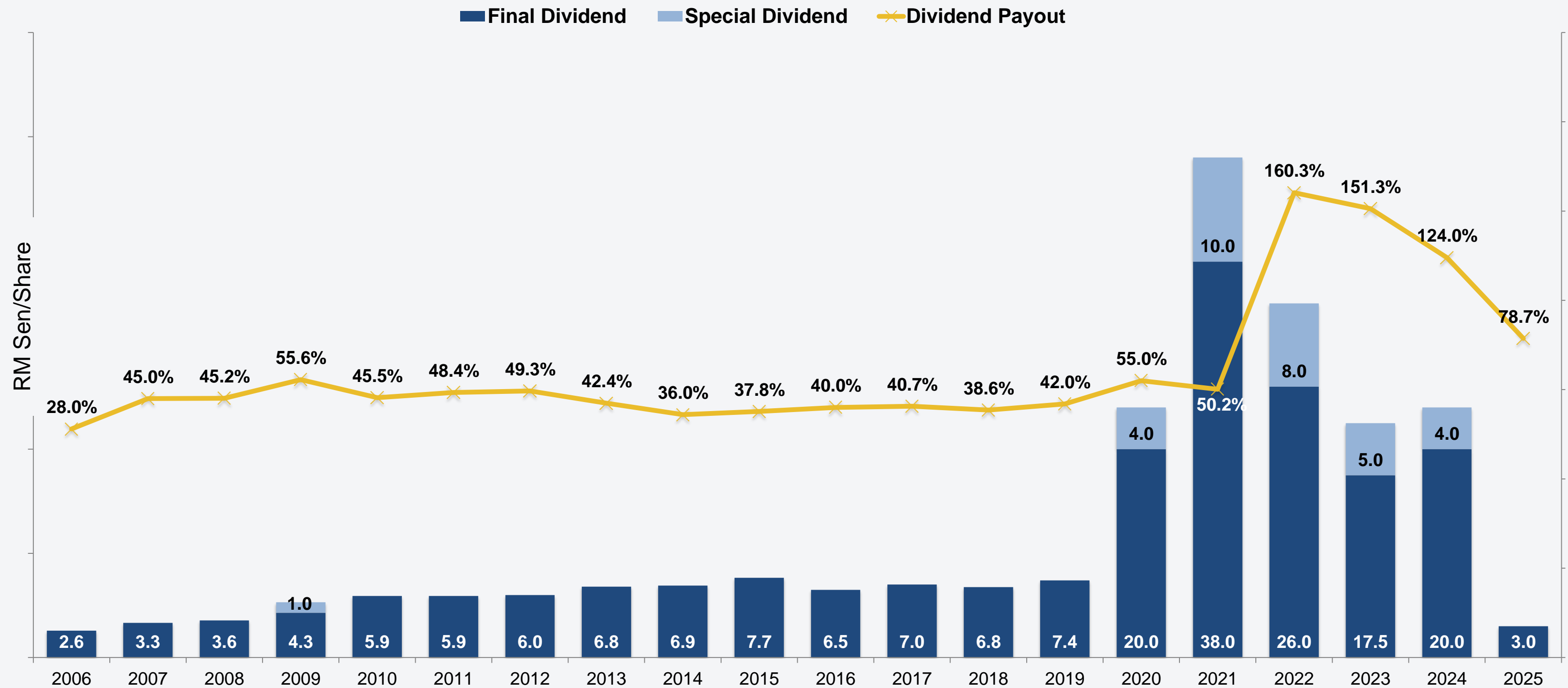
*Totalled figures may have some discrepancy due to rounding



FINANCIAL HIGHLIGHTS

(1Q FY2025 unaudited)

Sustainable Dividend since IPO



* Figures adjusted for the share split and warrant issuance

Competitive Advantages



Extensive R&D



Leading in-house technology
(in terms of Electrostatic
Discharge properties)




Partnership & collaboration with
customers



Solutions provider



State-of-the-art product
testing facilities



High barrier to entry for cleanroom
gloves



INVESTMENT MERITS

RESILIENT BALANCE SHEET AT ALL TIMES SINCE 2006

- Net cash position
- Sustainable positive operating cash flow

CONSISTENT DIVIDEND PAYOUT

- Consistent payout since listing

DISTINCTION FROM PEERS

- 2 sources of revenue (diversified)
- High tech cleanroom gloves
- Premium healthcare gloves

EXTENSIVE R&D

- Consistent product development track record
- Solutions provider to customers
- Dedicated R&D team led by a chemist with 31+ years of experience


FLEXIBLE PRODUCTION FACILITIES

- Not dependent on single type of product
- Flexible to produce customisable products which provide higher value-add


ESG FOCUS

- Committed to a sustainable future and ESG improvement


Challenges



Competition from newcomers & Chinese manufacturers



Increase in gas, utility and labour cost




Overcapacity of medical gloves in industry



Macroeconomic headwinds such as price competition, inflation, and rising costs


Solutions



Diversified into 2 sources (Cleanroom & Medical)



Well-established with greater experience/expertise (Customer trust)



Cost management (Product streamlining)



Financially healthy and continuing R&D efforts

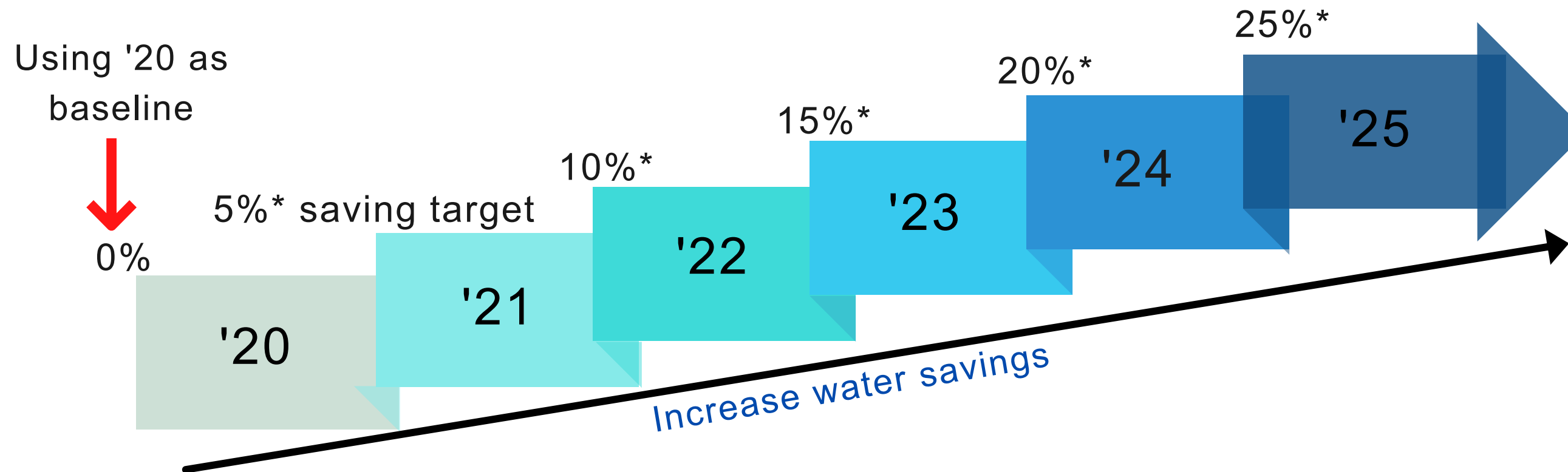


Riverstone Holdings Ltd

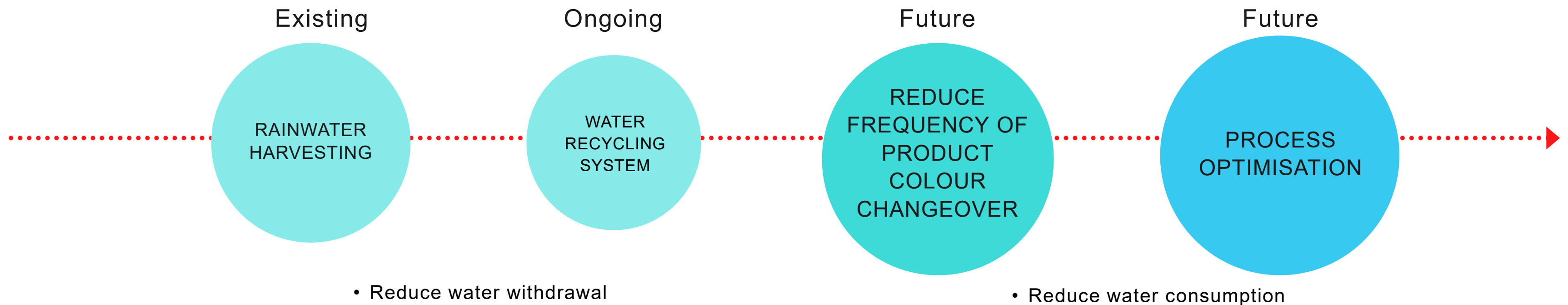
ESG presentation 2025



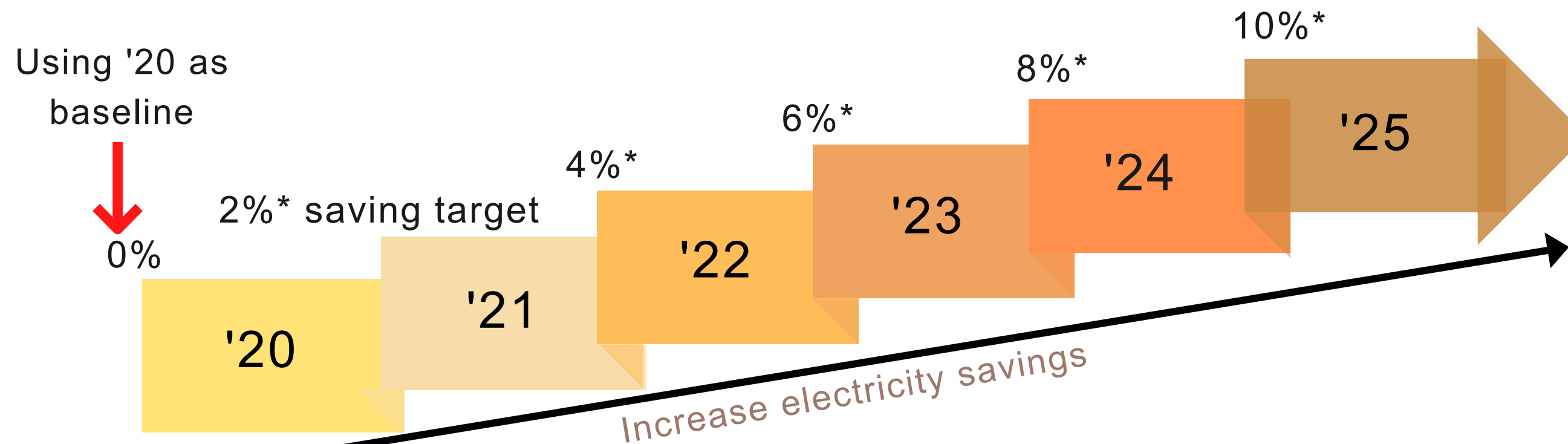
REDUCE WATER USAGE



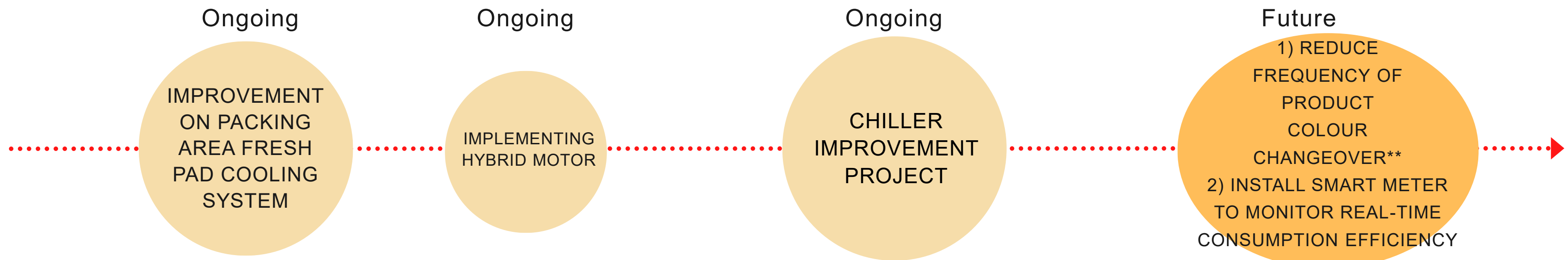
*All % water savings are calculated by using '20 as the baseline.



REDUCE ELECTRICITY CONSUMPTION



*All % electricity savings are calculated by using '20 as the baseline.

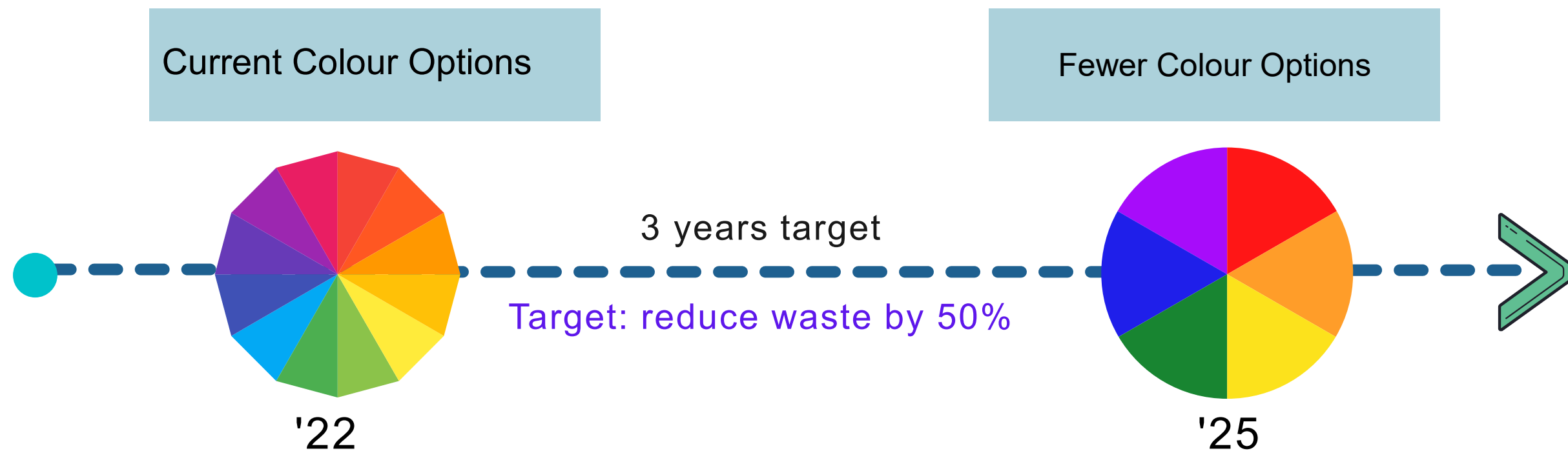


• The ongoing projects conserve electricity

**Restarting equipment requires higher electricity consumption

REDUCE WASTAGE

Reduce Frequency of Product Colour Changeover



"When different product colours are requested,
WASTE is created due to PRODUCT CHANGEOVER"


Reduced Product Colour Options = Fewer Changeovers = Waste is Minimised




Objective: Sales team to encourage customers to reduce glove colour options.

SUSTAINABLE ENERGY WITH EMISSION REDUCTION

Solar panel




- Total solar capacity is now 2,474 kWp.




- Reduces greenhouse gas emission by over 1,500 tCO₂/year.

Biomass




- Biomass is a renewable energy source from byproducts (sawdust, wood chips & palm kernels).



- Continuous Emission Monitoring System (CEMS) has been installed to improve emission observations



- Built our own workers' hostel equipped with gymnasium, indoor sports arena, first aid room, barber shops, grocery shops, and laundry services.





Employee Welfare

- Provide fair and competitive remuneration with comprehensive benefits to our employees
- Periodically reward employees with incentives on top of annual increment and bonus
- Provide all employee with insurance and medical benefits



Development

- Provide technical and soft skills training, language classes, and local cultural adaptation classes to all local and foreign employees.
- Continue to support our employees to pursue higher education.
- Arrange customer and supplier site visits to provide different industry exposures.



Aid

- Occasionally buy and distribute packaged meals to underprivileged groups



CORPORATE GOVERNANCE

"We believe sound corporate governance practices lead to proper functioning of the company"

- 1

BOARD STRUCTURE



 - Comprises 4 independent directors, 2 executive directors and 2 alternate directors.
- 2

COMMITTEES



 - Audit Committee: 4 independent directors.
 - Remuneration Committee: 3 independent directors.
 - Nominating Committee: 2 independent directors and an executive director.
- 3


Voluntary Quarterly Financial Reporting



 - Consistently publish quarterly business update voluntarily despite SGX relaxation rule for PLCs to only report half-yearly results since Feb '20.
 - change to voluntary disclosure of quarterly financial results effective from Nov '22.

4

MANAGEMENT DIVERSITY



- Gender balance in management and country representatives.
- Diverse Board with wide-ranging expertise, background and knowledge.

5

ESG COMMITTEE



- Comprises representatives from 9 departments (Production, Engineering, R&D, Maintenance, QA, Health & Safety, Finance, Sales & Marketing and HR).
- Appointed individual country heads (China, Thailand and Malaysia) to the committee.
- Responsible for the continuous improvement of the company's performance in ESG aspects.



CERTIFICATIONS & COMPLIANCES





THANK YOU