

TECH PEOPLE DRIVEN LED

sats



44th Annual General Meeting

21st July 2017

Financial Summary

\$1.7B

Revenue¹

\$257.9M

PATMI¹

\$65.2M

Share of results of
Associates/JVs¹

\$2.3B

Assets²

16.7%

Return on Equity¹

\$5.6B

Market Cap³

¹ For the twelve months ended 31 March 2017

² As of 31 March 2017

³ As of 17 July 2017

sats

Strong Cash Flows Sustaining Progressive Dividends

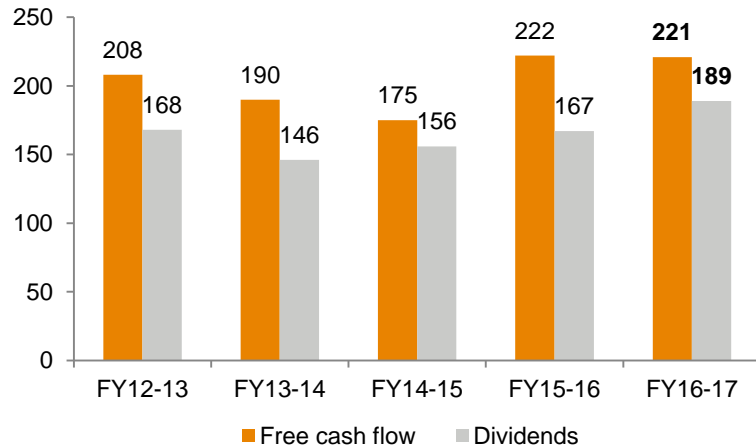
\$508.4 million

Cash reserves ^{1,2}

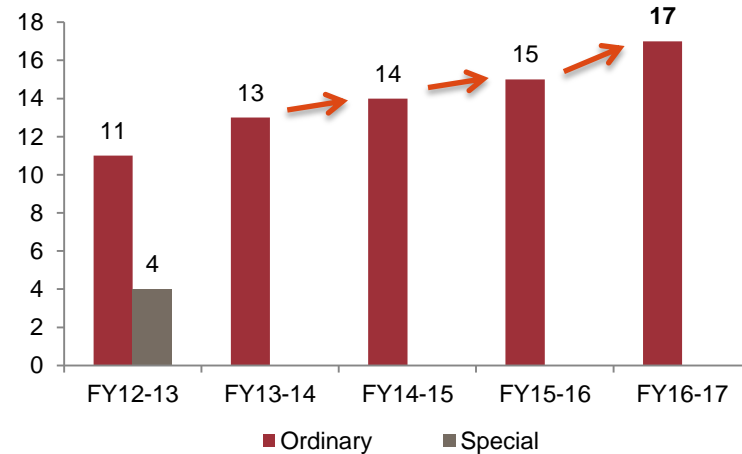
0.07 times

Debt-to-equity ratio ²

Free Cash Flow and Dividends



Dividend Per Share



¹ Cash and cash equivalents

² As of 31 March 2017

sats

Strong Growth of Share Price

Total return
incl. dividends



+ 76%


SATS

+ 11%

Straits Times Index

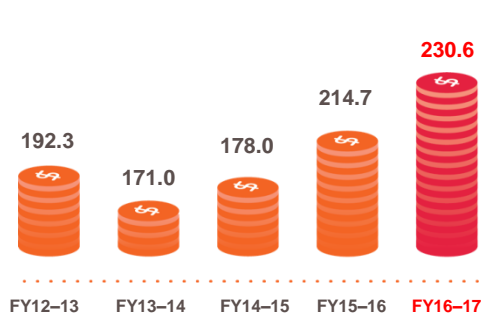


Source: Bloomberg, as of 17 July 2017

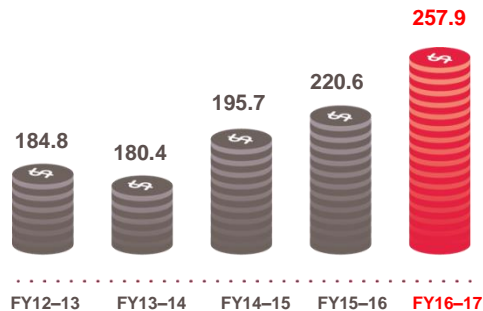


Growth Target Met

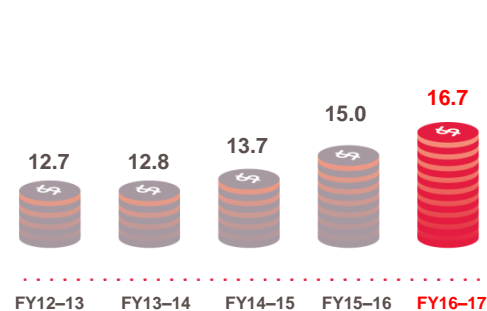
OPERATING PROFIT (\$'M)



NET PROFIT (\$'M)



RETURN ON EQUITY (%)



**FLIGHTS
HANDLED ('000)**



**GROSS MEALS
PRODUCED ('M)**



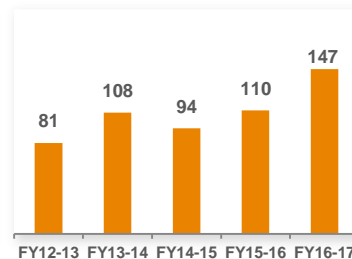
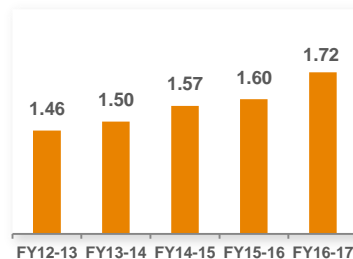
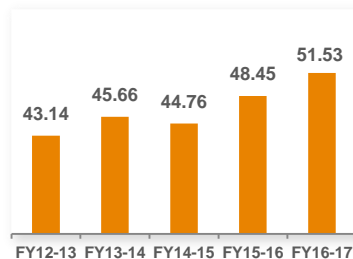
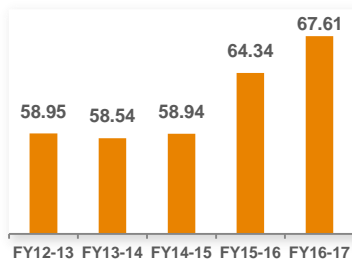
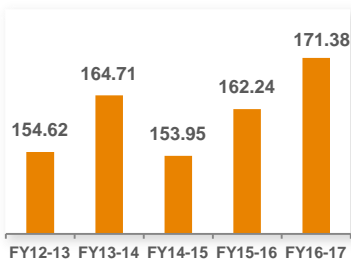
**PASSENGERS
HANDLED ('M)**



**CARGO
HANDLED
('M tonnes)**



**SHIP CALLS
HANDLED**



Weathering challenges – Improving productivity

4.1%
year-on-year
VApEC



Feeding & Connecting Asia – Three Growth Pillars

PURSUING ORGANIC GROWTH

SATS Yihai Kerry
Kunshan Food

CruiseFly

TFK

AISATS
Coolport

SATS Inflight
Catering
Centre 2

Meat
Transshipment

BUILDING OUT ACROSS ASIA AND THE MIDDLE EAST

Taiwan

Saudi Arabia

Indonesia

BUILDING UP ADJACENT BUSINESSES

SATS
eCommerce
AirHub

DFASS SATS

