



Yangzijiang Shipbuilding (Holdings) Ltd.
揚子江船業(控股)有限公司

1Q2023 Corporate Presentation

25 April 2023



Disclaimer



The presentation is prepared by Yangzijiang Shipbuilding (Holdings) Ltd. (the “Company”) and is intended solely for your personal reference and is strictly confidential. The information contained in this presentation is subject to change without notice, its accuracy is not guaranteed, and it may not contain all material information concerning the Company. Neither the Company nor any of its affiliates, advisors or representatives make any representation regarding, and assumes no responsibility or liability whatsoever (in negligence or otherwise) for, the accuracy or completeness of, or any errors or omissions in, any information contained herein nor for any loss howsoever arising from any use of these materials. By attending this presentation, you are agreeing to be bound by the restrictions set out below. Any failure to comply with these restrictions may constitute a violation of applicable securities laws.

The information contained in these materials has not been, a complete or comprehensive analysis of the Company's financial or trading position or prospects. The information and opinions contained in these materials independently verified. No representation or warranty, expressed or implied, is made as to, and no reliance should be placed on the fairness, accuracy, completeness or correctness of, the information or opinions contained herein. It is not the intention to provide, and you may not rely on these materials provided as at the date of this presentation and are subject to change without notice. None of the underwriters nor any of their respective affiliates, advisors or representatives shall have any liability whatsoever (in negligence or otherwise) for any loss howsoever arising from any use of these materials.

In addition, the information contains projections and forward-looking statements that reflect the Company's current views with respect to future events and financial performance. These views are based on several estimates and current assumptions which are subject to business, economic and competitive uncertainties and contingencies as well as various risks and these may change over time and in many cases are outside the control of the Company and its directors. No assurance can be given that future events will occur, that projections will be achieved, or that the Company's assumptions are correct. Actual results may differ materially from those forecast and projected.

This presentation and such materials is not and does not constitute or form part of any offer, invitation or recommendation to purchase or subscribe for any securities and no part of it shall form the basis of or be relied upon in connection with any contract, commitment or investment decision in relation thereto. This document may not be used or relied upon by any other party, or for any other purpose, and may not be reproduced, disseminated or quoted without the prior written consent of the Company.


Any investment in any securities issued by the Company or its affiliates should be made solely on the basis of the final offer document issued in respect of such securities.

Relaying copies of this presentation to other persons in your company or elsewhere is prohibited.

These materials are not for distribution, directly or indirectly, in or into the United States, Canada or Japan.

These materials are not an offer of securities for sale into the United States, Canada or Japan. The securities may not be offered or sold in the United States under the U.S. Securities Act of 1933, as amended, unless they are registered or exempt from registration. There will be no public offer of securities in the United States.





SECTION I PROJECTS OVERVIEW

YTD Project Delivery

Successfully delivered the world's largest containership in terms of TEU capacity



DELIVERED THE WORLD'S LARGEST CONTAINERSHIPS



"MSC IRINA"

Delivery Date:
3 March 2023

Vessel:
24,364 TEU Containership



"MSC LORETO"

Delivery Date:
14 April 2023

Vessel:
24,364 TEU Containership

***4 more units of 24,364 TEU
containership orders on hand, all of
which will be built in Xinfu Yard.***

YTD Project Delivery

Quality vessels, timely delivery, excellent shipyard efficiency



HIGHLIGHTS OF VESSELS DELIVERED YTD



“SITC SHENGMING”

Delivery Date:
7 April 2023

Vessel:
2,600 TEU Containership



“A KOBE”

Delivery Date:
28 March 2023

Vessel:
1,800 TEU Containership



“MAERSK EVERGLADES”

Delivery Date:
28 March 2023

Vessel:
3,500 TEU Containership



“ZHONGGU SHENYANG”

Delivery Date:
23 March 2023

Vessel:
4,600 TEU Containership



SECTION II SHIPBUILDING UPDATES



Shipbuilding Segment: Orderbook Overview



Robust and diversified orderbook with the shipyard capacity at full utilization until FY2025

147

Vessels

7.6m

Compensated gross tonnage (CGT)

US\$10.98b

Total Contract Value

2023 - 2026

Delivery Timeframe

Containerships	
82 Vessels	6.08m Total CGT
US\$7.83b Total Value	
Size & Specifications	Quantity
1,800 TEU	8
2,400 TEU	4
2,600 TEU	2
3,300 TEU	3
3,500 TEU	7
4,600 TEU	6
8,000 TEU	2
15,000 TEU	15
24,000 TEU	4
LNG Dual-Fuel 7,000 TEU	15
LNG Dual-Fuel 8,000 TEU	4
LNG Dual-Fuel 16,000 TEU	12

Bulk Carriers	
39 Vessels	0.75m Total CGT
US\$1.43b Total Value	
Size & Specifications	Quantity
29,800 DWT	1
31,800 DWT	2
32,000 DWT	4
40,000 DWT	6
45,000 DWT	4
63,200 DWT	2
66,000 DWT	11
80,000 DWT	4
82,300 DWT	3
82,500 DWT	2

LNG/LPG/LEG	
8 Vessels	0.32m Total CGT
US\$0.88b Total Value	
Size & Specifications	Quantity
36,000 CBM LEG	3
40,000 CBM LPG	3
175,000 CBM LNG	2

Oil Tankers	
18 Vessels	0.46m Total CGT
US\$0.84b Total Value	
Size & Specifications	Quantity
50,000 MR OT	12
114,000DWT LR2 OT	4
75,000DWT LR1 OT	2

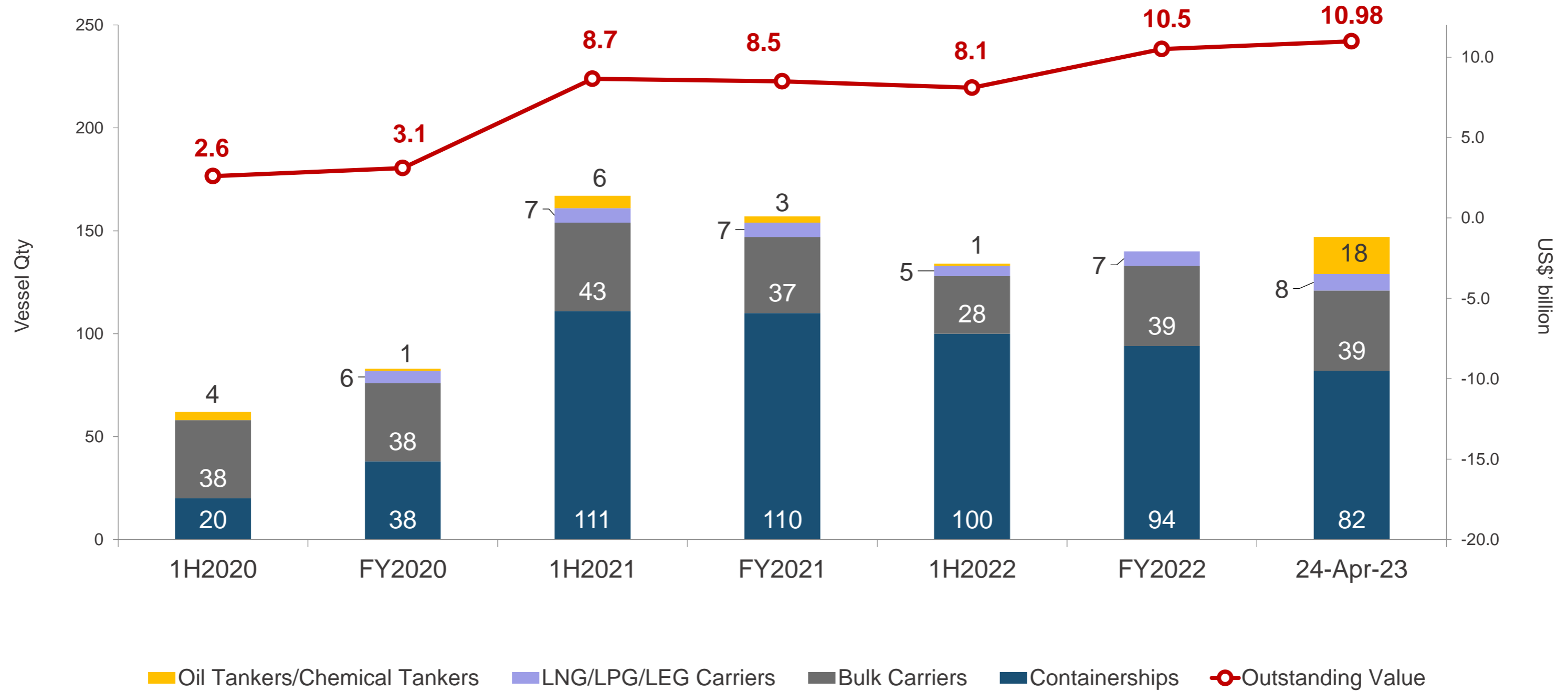
~56% of the vessel orders are for containerships, contributing ~71% of the total outstanding orderbook value

Note: Order book data as of 24 April 2023

Shipbuilding Segment: Historic-high Outstanding Orderbook



Another record-high orderbook value of US\$10.98 billion

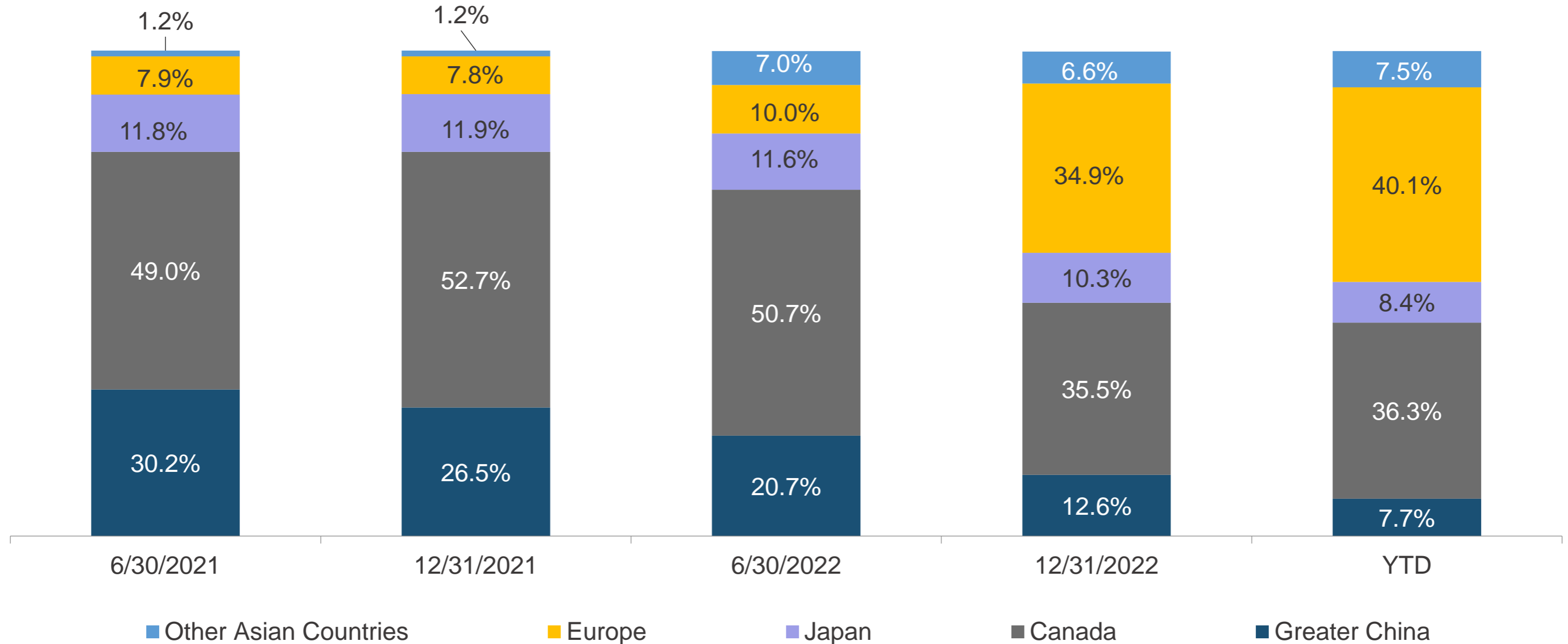


Shipbuilding Segment: Customer Profile

Cross-continent exposure with most of our customers being global top-tier liners



Geographical breakdown by value

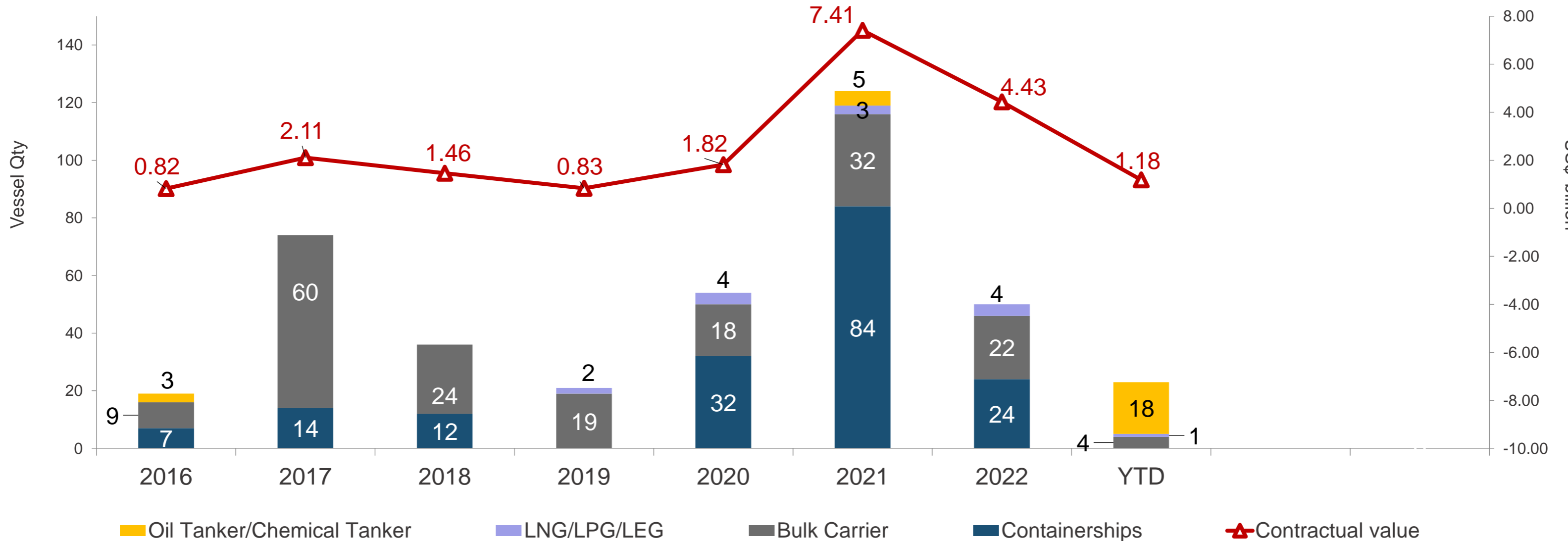


Shipbuilding Segment: Order-win

Secured ~39% of FY2023 Order-win Target



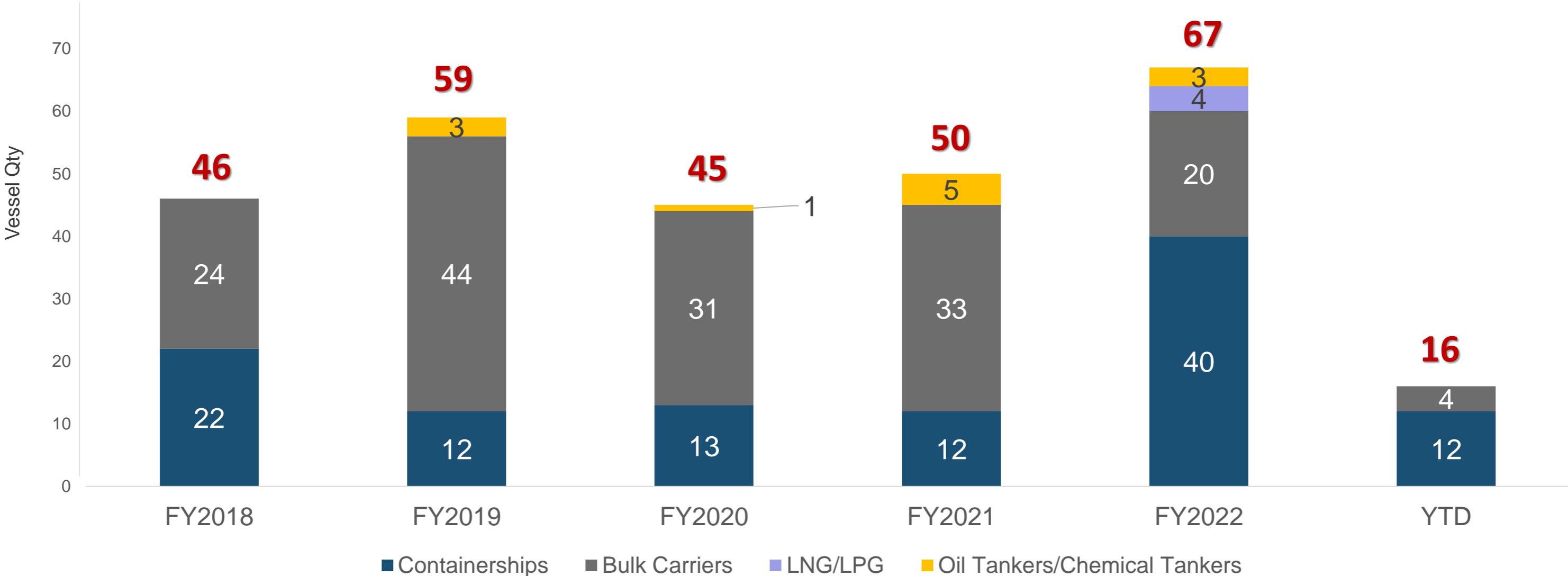
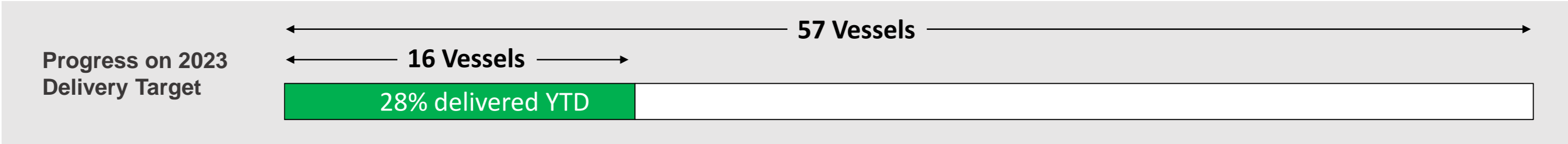
New contracts secured in quantity and value



Shipbuilding Segment: Vessel Delivery



Delivered 16 vessels (28% of target) YTD





SECTION III SHIPPING UPDATES



Shipping Segment: Diversified Fleet Portfolio



Diversified fleet portfolio to meet customers' demands



	Quantity	Average Age (Years)	Capacity
Bulk Carriers	23	7.67	1,694,600 DWT
Stainless Steel Chemical Tankers	3	8.20	60,100 DWT
Containerships	2	1.15	3,600 TEU
Multiple Purpose Vessels	1	9.98	12,500 DWT
Total	29	7.36	

* As of 24 April 2023



SECTION VI
**BUSINESS
STRATEGIES AND
OUTLOOK**

Core Business Strategies

Accelerating the pathway towards green megatrends



Facilitate Organic Business Growth & Deliver Sustainable Shareholder Returns



Deepening our

Shipbuilding Capability

- ❖ LNG dual-fuel vessels
- ❖ LNG carriers
- ❖ Ethylene carriers



Focusing on

Higher Value-added Orders

- ❖ Increase order-win target to US\$3B
- ❖ Continue being selective on new orders
- ❖ Enhance long-term profitability and aim to be one of the leading shipbuilders in the world



Growing value through

Advantaged Growth Projects

- ❖ Look into LNG terminal operations
- ❖ Diversify revenue streams
- ❖ Emphasize on partnerships
- ❖ Link to core shipbuilding business

Shipping Business Strategies

Maintain recurring and strong cash flow



MARKET TREND

Baltic Exchange Dry Index Chart



- ❖ Baltic Exchange Dry (“**BDI**”) Index returns to 1,400s recently but is still lower than year 2021 and 2022 levels.
- ❖ YZJ is looking into a **fleet renewal program** to replace its long-servicing fleet with new and fuel-efficient vessels.
- ❖ The targeted new fleet portfolio is expected to **better meet customers’ demand** and **generate greater revenue streams**.

CURRENT PORTFOLIO



23 units
Dry Bulks

2 units
Containerships

3 units
Chemical
Tankers

1 unit
Multiple
Purpose Vessel

Key Benefits/Strengths

- ❖ **Leveraging own shipbuilding facilities** to build and manage vessels
- ❖ Sustainable **revenue generator**
- ❖ A ready fleet to meet shipowners’ demand
- ❖ **Ready to sell** when valuation is desirable

Strategy Going Forward

- ❖ Maintain a relatively **stable fleet size**
- ❖ To replace long-servicing vessels with **fuel-efficient vessels**
- ❖ To contribute to **decarbonization**
- ❖ To diversify fleet portfolio in terms of vessel types and sizes to meet customers’ demand

1Q2023 Snapshot



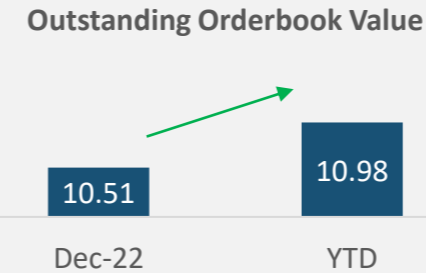
On track to achieve FY2023 order-win target and vessel delivery target



US\$10.98 billion

Total Orderbook Value

Record Orderbook
(USD'billion)



Diversified Orderbook

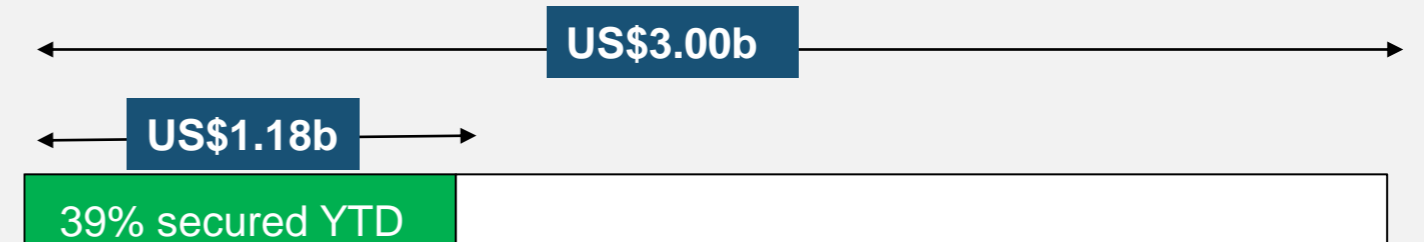
- + 12 units of Oil Tankers
- + 1 units of LEG Carriers
- + 6 units of LR Oil Tankers



US\$1.18 billion

YTD Order-wins

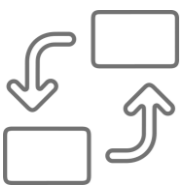
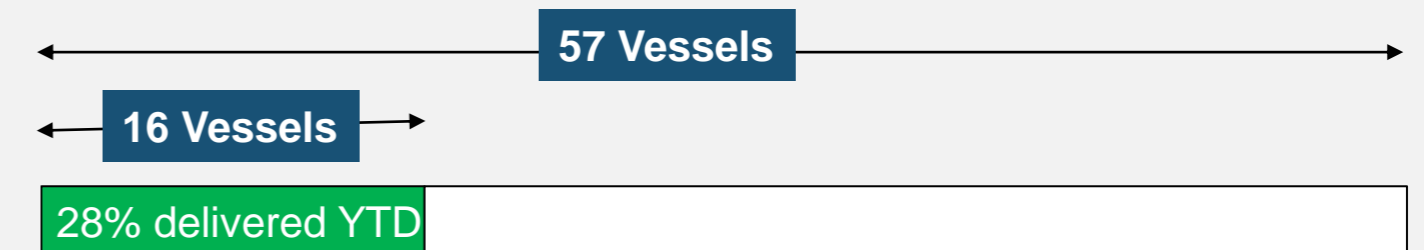
Progress on 2023 Order-win Target



16 units

YTD Vessel Delivery

Progress on 2023 Delivery Target



Vessel Replacement Plan

Shipping Business

Disposal of Long-serving Vessels

- 1 Bulk Carrier: 10 years
- 1 Stainless Steel Chemical Tanker: 20 years



To upgrade the overall efficiency of the fleet



Thank You

For more information,
please contact:

Financial PR

Kamal Samuel / Vicki Zhou / HongEe Tang

kamal@financialpr.com.sg

zhouyan@financialpr.com.sg

hongee@financialpr.com.sg

Tel: (65) 6438 2990; Fax: (65) 6438 0064