







**AVARGA**  
L I M I T E D

# BEGINNING THE SECOND 10-YEAR CYCLE

**2021** ANNUAL  
REPORT

# CONTENTS

- 01** Corporate Information
- 02** CEO's Statement
- 09** Board of Directors
- 12** Taiga Building Products Ltd. Directors
- 14** Key Management Personnel
- 16** Report on Corporate Governance
- 55** Directors' Statement
- 60** Independent Auditor's Report
- 66** Balance Sheets
- 68** Consolidated Statement of Comprehensive Income
- 69** Consolidated Statement of Changes in Equity
- 71** Consolidated Statement of Cash Flows
- 73** Notes to the Financial Statements
- 150** Additional SGX Disclosures in the Annual Report
- 151** Shareholding Statistics





## CORPORATE INFORMATION

### BOARD OF DIRECTORS

Tong Kooi Ong  
*Executive Chairman*

Tong Ian  
*Chief Executive Officer & Executive Director*

Gary Ho Kuat Foong  
*Lead Independent Director*

Ng Shin Ein  
*Independent Director*

Chan Lay Hoon  
*Non-Independent Non-Executive Director*

Loh Chen Peng  
*Independent Director*

Moey Weng Foong  
*Independent Director*

### COMPANY SECRETARIES

Lim Sim Ving  
Cheok Hui Yee

### AUDIT AND RISK MANAGEMENT COMMITTEE

Gary Ho Kuat Foong (Chairman)  
Ng Shin Ein  
Chan Lay Hoon  
Loh Chen Peng  
Moey Weng Foong

### NOMINATING COMMITTEE

Loh Chen Peng (Chairman)  
Gary Ho Kuat Foong  
Ng Shin Ein

### REMUNERATION COMMITTEE

Ng Shin Ein (Chairman)  
Chan Lay Hoon  
Loh Chen Peng

### REGISTERED OFFICE

1 Kim Seng Promenade  
#13-10 Great World City  
Singapore 237994  
Tel: (65) 6836 5522  
Fax: (65) 6836 5500  
E-mail: [admin@avarga.com.sg](mailto:admin@avarga.com.sg)  
Website: <http://www.avarga.com.sg>

### SHARE REGISTRAR

M & C Services Private Limited  
112 Robinson Road #05-01  
Singapore 068902

### INDEPENDENT AUDITOR

Nexia TS Public Accounting Corporation  
Public Accountants and Chartered Accountants  
80 Robinson Road  
#25-00  
Singapore 068898

Director-in-charge: Lim Wei Chen, Samuel  
(Appointed since 31 December 2021)

### BANKERS

CIMB Bank Berhad  
Malayan Banking Berhad  
United Overseas Bank Limited  
Oversea-Chinese Banking Corporation, Limited

## CEO'S STATEMENT

### Dear Fellow Shareholders,

Last year marked the 10<sup>th</sup> year since our Chairman Tong Kooi Ong became a major shareholder of Avarga and began reshaping our Company. Over that time, we have acquired significant assets, improved upon their operations, and achieved substantial growth in both earnings and shareholder equity. This culminated in a record performance in 2021, which I will go through later in my statement.

While we have succeeded in many of the goals that we set out to accomplish over the past 10 years, we have also fallen short in some. For instance, we have been unable to achieve a market valuation that properly reflects the performance of our Company. This has handicapped us in pursuing M&A opportunities and limited shareholders' ability to generate a fair return for their investment.

This is despite our attempts at highlighting our Company's performance through frequent industry engagement and a capital allocation strategy focused on an aggressive dividend policy.

Therefore, as we move into our second 10-year cycle, besides re-charting our path, we also need to rethink our capital strategy to better create value for all our shareholders. This includes the cancellation of our dividend policy. Naively, we had thought that strong and sustainable growth in earnings, well-articulated explanations of the Company's performance, and good dividend payouts would translate to better valuations.

### Financial Year 2021

Your Company achieved its fifth consecutive year of record profits last year.

Pre-tax profit reached a new high of S\$136.4 million in 2021, up 34% from S\$102.2 million in 2020. Net profit after non-controlling interests increased to S\$73.3 million from S\$54.8 million, or 7.98 cents per share from 5.79 cents per share. Total revenue in 2021 was S\$2,435.4 million compared to S\$1,693.3 million, largely due to commodity prices and improved operational efficiencies.

On our balance sheet, total assets increased from S\$651.0 million to S\$768.0 million. Total equity grew to S\$376.9 million from S\$306.9 million, as a result of our strong overall Group performance.

As we have done the last two years, pages 5 to 8 provide an alternative version of our financial statements and summary performance from 2012 to 2021. The restated financial statements use the same information in the Annual Report, to better express our cash flows, performance, investments, and returns.

### Wholesale Distribution of Building Materials (Canada and USA)

Taiga followed up on its strong 2020 performance with an even better 2021. Pre-tax profit grew to C\$125.7 million from C\$96.2 in 2020. EBITDA was C\$145.2 million compared to C\$116.9 million in the prior year.

However, it is important to acknowledge that most of its earnings were generated in the first half of 2021 when commodity prices rallied upwards. Prices dropped significantly in the third quarter before strengthening again at the end of the year. This volatility is represented in the chart below.

# CEO'S STATEMENT

**Chart 1: 2021 Lumber prices (USD/MBF)**



Source: businessinsider.com

I discussed the risk of an accelerated commodity price decline in my annual statement last year, and it certainly played out as we expected. Taiga’s key objectives were to maximise its earnings during the upswing and manage the inventory losses when the inevitable fall happened, and I believe we achieved those objectives. The continued volatility remains a concern and we will need to navigate 2022 with similar caution.

### Paper Manufacturing (Malaysia)

The paper manufacturing division reported lower profits in 2021, as sales, production and costs continue to be affected by the Covid-19 pandemic and a relatively weak local economy. Lower production output and a shortage of raw materials due to disrupted supply chains increased operating and production costs.

Effective 1 January 2021, China has banned the import of all solid waste materials including paper into the country. This marks a final tightening of its “National Sword Policy” which began in January 2018 with gradual restrictions for

waste imports. These restrictions have prompted major Chinese paper companies to establish plants around the region, including in Malaysia, primarily to import and process wastepaper into recycled pulp and paper for re-export back to China.

The constraints on the shipping industry have led to a major increase in logistics costs, which has incentivised these companies to actively sell their paper products in the local market, instead of exporting all of it back. As costs normalise, we anticipate this dynamic to change, but it has negatively impacted our business in the near term.

Despite these challenges, our volume sales held up very well, underscoring the strong demand for paper packaging products amid the growing structural shift towards e-commerce. Volume sales for 2021 declined only marginally. However, higher raw material, operating costs, and increased competition resulted in a decline in our profit margins. As a result, pre-tax profit for the year fell 43.7% to RM9.3 million.

## CEO'S STATEMENT

### Power Generation (Myanmar)

On 10 February 2022, the power plant completed its eight years of operations. We have continued to exceed our annual production commitment of 350 million kWh under the power purchase agreement every year since inception. We produced 357.6 million kWh of electricity for the year to 10 February 2022, down from 390.0 million kWh the year before.

On 1 February 2021, the Tatmadaw assumed control of the government in Myanmar and announced a temporary state of emergency. Since then, the country has witnessed public protests and labour strikes. We are closely monitoring the evolving political developments there. Operations at our power plant have continued as normal and have not been affected by these developments, including the gas supply to our plant and the receipts of payments to us.

### Looking ahead

As I addressed at the beginning of this statement, strategically, the key area of focus going forward is to explore avenues to unlock your Company's value for you, the shareholders.

Just as we seem to be emerging out of the Covid-19 crisis, geopolitical tensions have led to new risks in the economy. Coupled with rising inflation and a widening wealth gap, we anticipate continued volatility in 2022. Inevitably, policies will be introduced to "cool" the markets and will likely have a negative impact. We will continue to be prudent in managing your equity.

There will be challenges to our businesses. For example, volatile commodity prices for Taiga, political tensions in Myanmar, and increased competition for our paper plant in Malaysia. Managing our capital, people, and market dynamics across our Group will continue to be our operational priority.

Our Company has grown significantly over the years. Since 2012, our revenue has gone from S\$50.0 million to S\$2,435.4 million last year. In the same time period, pre-tax profit has increased from S\$2.4 million to S\$136.4 million.

Finally, our thoughts and prayers are with those affected by the coronavirus, both directly and indirectly, around the world. At Avarga, the well-being and safety of our teams, stakeholders, associates, and communities are our top priority. We are continually implementing measures to ensure our teams are safe, with the tools to carry on executing at their best, and we are extending our corporate and social responsibilities where possible.

Again, on behalf of Avarga and our group of subsidiaries, I wish you and your loved ones well.

Thank you,

### TONG IAN

CEO and Executive Director

***"Every sunset is an opportunity to reset"***

*Richie Norton*

# CEO'S STATEMENT

**Table 1: Avarga's restated income and cash flow statement**

For the Financial Year Ended 31 December (\$ million)										
	2021	2020	2019	2018	2017	2016	2015	2014	2013	2012
Revenue	2,435.4	1,693.3	1,403.9	1,572.7	1,455.2	63.3	61.1	116.9	48.1	50.0
Gross profit	334.4	247.7	150.4	145.7	132.4	18.7	17.5	15.5	8.1	8.1
EBITDA (before exceptional items)	162.0	129.9	68.4	58.2	61.3	14.1	12.1	10.7	4.4	5.4
Significant non-cash items:										
Fair value adjustments for Taiga acquisition	–	–	–	–	(9.5)	–	–	–	–	–
Depreciation	(13.5)	(13.2)	(12.7)	(8.0)	(7.0)	(2.6)	(2.6)	(2.9)	(3.2)	(3.1)
Amortisation of intangibles	(5.3)	(5.2)	(5.2)	(4.8)	(4.3)	–	–	–	–	–
Amortisation of deferred gain	0.1	0.1	0.1	0.4	0.4	–	–	–	–	–
Forex gains/(losses)	3.2	0.9	3.7	(6.1)	(3.9)	1.1	3.4	1.7	–	(0.2)
Gain on extinguishment of Taiga notes	–	–	–	–	2.4	–	–	–	–	–
Gain on disposal of Kajang land	–	–	–	–	1.2	–	–	–	–	–
Gain on disposal of Tuas factory	–	–	10.9	–	–	–	–	–	–	–
Cash items:										
Net interest expense	(10.1)	(10.3)	(11.9)	(8.6)	(15.5)	0.5	0.4	0.2	0.3	0.3
	(25.6)	(27.7)	(15.1)	(27.1)	(36.2)	(1.0)	1.2	(1.0)	(2.9)	(3.0)
<b>Pre-tax profit</b>	<b>136.4</b>	<b>102.2</b>	<b>53.3</b>	<b>31.1</b>	<b>25.1</b>	<b>13.1</b>	<b>13.3</b>	<b>9.7</b>	<b>1.5</b>	<b>2.4</b>
<b>Net cash generated from operating activities (after tax)</b>	<b>128.2</b>	<b>60.9</b>	<b>59.8</b>	<b>56.7</b>	<b>56.5</b>	<b>18.4</b>	<b>18.8</b>	<b>14.0</b>	<b>2.4</b>	<b>3.7</b>
Less committed cash payments:										
Interest expense to finance the acquisition of Taiga and Taiga subordinated noted interest	(2.1)	(1.8)	(1.8)	(1.5)	(9.7)	–	–	–	–	–
Repayment of Taiga lease obligations	(5.2)	(4.9)	(4.9)	(2.5)	(2.0)	–	–	–	–	–
Sub-total	(7.3)	(6.7)	(6.7)	(4.0)	(11.7)	–	–	–	–	–
<b>Net excess cash from operations</b>	<b>120.9</b>	<b>54.2</b>	<b>53.1</b>	<b>52.7</b>	<b>44.8</b>	<b>18.4</b>	<b>18.8</b>	<b>14.0</b>	<b>2.4</b>	<b>3.7</b>

## CEO'S STATEMENT

Table 1: Avarga's restated income and cash flow statement (Continued)

For the Financial Year Ended 31 December (\$ million)										
	2021	2020	2019	2018	2017	2016	2015	2014	2013	2012
<b>Use of Cash: How we used the cash?</b>										
Capex – PPE (net)	(3.9)	(4.6)	(2.1)	(5.2)	(2.8)	(1.1)	(1.1)	(0.2)	(0.8)	(1.8)
Acquisition of non-controlling interests in UPP Pulp & Paper	–	–	–	–	(4.9)	–	–	–	–	–
Acquisition of Taiga shares	–	(2.0)	–	–	(20.5)	–	–	–	–	–
Acquisition of Taiga subordinated notes (later converted to shares)	–	–	–	–	(57.3)	–	–	–	–	–
Acquisition of Exterior Wood by Taiga	–	–	–	(55.1)	–	–	–	–	–	–
Acquisition of additional Taiga stake via Kublai	–	–	–	(9.3)	–	–	–	–	–	–
Investment in Myanmar Power Plant	–	–	–	–	–	–	–	(44.1)	(14.6)	–
Investment into Archisen	–	–	–	(0.5)	–	–	–	–	–	–
Investment in Classic Scenic	–	–	–	–	–	(2.8)	–	–	–	–
Investment in Straits Energy Resources Berhad	(4.5)	–	–	–	–	–	–	–	–	–
Share buyback: Avarga	(9.9)	(1.6)	–	(0.6)	–	–	–	–	–	–
Share buyback: Taiga	(0.9)	(3.3)	(4.3)	(1.7)	–	–	–	–	–	–
Changes in Taiga revolving credit facility (RCF)	(7.6)	(32.9)	(23.8)	(1.9)	(8.4)	–	–	–	–	–
Redemption of outstanding Taiga 14% notes	–	–	–	–	(15.9)	–	–	–	–	–
Dividends to Avarga shareholders	(14.9)	(11.5)	(42.6)	(8.8)	(8.8)	(12.6)	(4.2)	(1.3)	(1.3)	(0.6)
Dividends to Taiga non-controlling interest	(9.2)	–	–	–	–	–	–	–	–	–
Others	(0.1)	0.2	0.6	0.3	(1.2)	0.4	0.6	0.3	0.1	0.1
<b>Sub-total</b>	<b>(51.0)</b>	<b>(55.7)</b>	<b>(72.2)</b>	<b>(82.8)</b>	<b>(119.8)</b>	<b>(16.1)</b>	<b>(4.7)</b>	<b>(45.3)</b>	<b>(16.6)</b>	<b>(2.3)</b>
<b>Surplus/(Deficit)</b>	<b>69.9</b>	<b>(1.5)</b>	<b>(19.1)</b>	<b>(30.1)</b>	<b>(75.0)</b>	<b>2.3</b>	<b>14.1</b>	<b>(31.3)</b>	<b>(14.2)</b>	<b>1.4</b>





## CEO'S STATEMENT

Table 1: Avarga's restated income and cash flow statement (Continued)

For the Financial Year Ended 31 December (\$ million)										
	2021	2020	2019	2018	2017	2016	2015	2014	2013	2012
<b>Source of Cash: How we financed it?</b>										
Sale of Kajang land	–	–	–	–	1.9	–	–	–	–	–
Sale of Tuas factory	–	–	18.4	–	–	–	–	–	–	–
Share placements – 2012 & 2017	–	–	–	–	10.0	–	–	–	–	40.3
Proceeds from conversion of warrants – 2012 to 2013	–	–	–	–	–	–	–	–	4.1	13.3
Sale of corporate bonds	–	–	–	–	–	–	–	3.5	3.0	–
Proceeds from disposal of listed equity security	6.8	–	–	–	–	–	–	–	–	–
Use of cash & borrowings (change in net cash/debt)	–	1.5	0.7	30.1	63.1	–	–	27.8	7.1	–
Increase in cash at bank	(76.7)	–	–	–	–	(2.3)	(14.1)	–	–	(55.0)
<b>Sub-total</b>	<b>(69.9)</b>	<b>1.5</b>	<b>19.1</b>	<b>30.1</b>	<b>75.0</b>	<b>(2.3)</b>	<b>(14.1)</b>	<b>31.3</b>	<b>14.2</b>	<b>(1.4)</b>
<b>Change in net debt (bank borrowings, excluding Taiga notes &amp; RCF)</b>	<b>76.7</b>	<b>(1.5)</b>	<b>(0.7)</b>	<b>(30.1)</b>	<b>(63.1)</b>	<b>2.3</b>	<b>14.1</b>	<b>(27.8)</b>	<b>(7.1)</b>	<b>55.0</b>
Reconciliation with our net cash/debt balances:										
Net cash/debt at beginning (cash less borrowings, excluding Taiga RCF & notes)	(38.2)	(36.7)	(36.0)	(5.9)	57.2	54.9	40.8	68.6	75.7	20.7
<b>Net cash/debt at end (cash less borrowings, excluding Taiga RCF &amp; notes)</b>	<b>38.5</b>	<b>(38.2)</b>	<b>(36.7)</b>	<b>(36.0)</b>	<b>(5.9)</b>	<b>57.2</b>	<b>54.9</b>	<b>40.8</b>	<b>68.6</b>	<b>75.7</b>
<b>Change in net cash/debt, excluding Taiga RCF &amp; notes</b>	<b>76.7</b>	<b>(1.5)</b>	<b>(0.7)</b>	<b>(30.1)</b>	<b>(63.1)</b>	<b>2.3</b>	<b>14.1</b>	<b>(27.8)</b>	<b>(7.1)</b>	<b>55.0</b>

## CEO'S STATEMENT

**Table 2: Summary of Avarga's performance and cash flows from 2012 to 2021**

From 2012 to 2021, we have generated cumulative:

	S\$ million	S\$ million
Revenue		8,899.9
Gross profit		1,078.5
EBITDA (before exceptional items)		526.5
Pre-tax profit		388.1
<b>Net cash from operating activities</b>		<b>419.4</b>
<b>Net excess cash from operating activities</b>		<b>383.0</b>
<b>What did we use it for?</b>		
Capex – PPE (net)		(23.6)
Investment in Myanmar Power Plant		(58.7)
Acquisition of non-controlling interests in UPP Pulp & Paper		(4.9)
Acquisition of Taiga		(89.1)
– Taiga ordinary shares	(22.5)	
– Taiga subordinated notes (later converted to shares)	(57.3)	
– additional Taiga stake via Kublai Canada	(9.3)	
Investing activities made by Taiga		(155.8)
– redemption of outstanding Taiga 14% notes	(15.9)	
– acquisition of Exterior Wood by Taiga	(55.1)	
– share buyback and cancelled	(10.2)	
– changes in Taiga RCF	(74.6)	
Portfolio investments		(7.8)
– stake in Archisen	(0.5)	
– stake in Classic Scenic	(2.8)	
– stake in Straits Energy Resources Bhd	(4.5)	
Share buyback: Avarga treasury shares		(12.1)
Dividends to Avarga shareholders		(106.6)
Dividends to Taiga non-controlling interests		(9.2)
Others		1.3
<b>Subtotal</b>		<b>(466.5)</b>
<b>Deficit</b>		<b>(83.5)</b>
<b>How did we finance this?</b>		
Sale of Kajang land		1.9
Sale of Tuas factory		18.4
Share placements – 2012 & 2017		50.3
Proceeds from conversion of warrants – 2012 to 2013		17.4
Proceeds from disposal of listed equity security		6.8
Sale of corporate bonds		6.5
Use of cash & borrowings (net change in cash/debt)		(17.8)
<b>Sub-total</b>		<b>83.5</b>



## BOARD OF DIRECTORS

### TONG KOOI ONG

*Executive Chairman*

*Appointed to the Board on 15 March 2012*

Mr. Tong is an entrepreneur and an analyst.

He has varied business interests in different countries and writes regularly for The Edge Malaysia and The Edge Singapore.

Mr. Tong is on the board of Taiga Building Products Ltd., a subsidiary corporation of the Group listed on the Toronto Stock Exchange in Canada.

Mr. Tong is a nominee director of Khazanah Nasional Berhad and sits on the Board of M+S Pte Ltd.

He holds a Bachelor of Arts in Business Administration and a Master of Arts in Economics and Finance from Simon Fraser University, Canada. In 2002, he was bestowed his Doctor of Laws (Honoris Causa) from the same university.

Mr. Tong is a husband, a father to 4 children and has 6 grandkids.

### TONG IAN

*Chief Executive Officer and Executive Director*

*Appointed to the Board on 7 March 2017*

Mr. Tong Ian is Chief Executive Officer of the Group. He joined the Group in 2012 and was appointed Executive Director in 2017 and Chief Executive Officer in 2020. He is also the Chairman of Taiga Building Products Ltd., which became a subsidiary corporation of the Group in 2017, and oversees the Group's interests in that company.

Mr. Tong Ian is a director of The Edge Media Group Pte Ltd that publishes *The Edge Singapore*, *The Edge Malaysia*. He is also a director of The Edge Property Pte Ltd which owns the property portals EdgeProp.sg and EdgeProp.my.

Mr. Tong Ian holds a Bachelor of Arts in Sociology from Trinity Western University and a Masters in Management from Sauder School of Business, University of British Columbia, Canada.

### GARY HO KUAT FOONG

*Lead Independent Director*

*Appointed to the Board on 31 October 2006*

Mr. Ho has over 25 years of experience in corporate management and finance having been a Director of both publicly listed and private companies in Singapore, Malaysia and Australia.

Mr. Ho also serves on the board of directors of Secura Group Limited, listed on the Singapore Exchange and TMC Life Sciences Berhad, listed on the stock exchange in Malaysia.

He holds two Bachelor degrees in Commerce and Science from the University of Western Australia. He is also a member of the Institute of Singapore Chartered Accountants and CPA Australia.

## BOARD OF DIRECTORS

### NG SHIN EIN

*Independent Director*

*Appointed to the Board on 20 April 2013*

Ms. Ng Shin Ein was appointed to the Board on 20 April 2013 and was last re-elected as a Director on 26 April 2019. Ms. Ng brings with her a blend of legal, business and diplomatic experience.

Ms. Ng is a legally trained private equity entrepreneur and co-founder of Gryphus Capital, a pan-Asian private equity firm. Prior to this, Ms. Ng spent a number of years at the Singapore Exchange where she was responsible for developing Singapore's capital market and bringing foreign companies to list in Singapore. Additionally, she was part of the Singapore Exchange's IPO Approval Committee, where she contributed industry perspectives and acted as a conduit between the market and regulators.

Ms. Ng was admitted as an advocate and solicitor of the Singapore Supreme Court in 1998 and practiced as a corporate lawyer in Messrs Lee & Lee. Whilst at Messrs Lee & Lee, she advised clients on joint ventures, mergers and acquisitions and fundraisings.

Ms. Ng has served on boards of companies listed on Nasdaq, the Singapore Exchange and the Australian Stock Exchange. She has steered some of these companies through their IPOs and seen others through their privatisations. She presently serves on the boards of Grab Holdings Inc, Starhub Limited, Singapore Land Limited and the Global Esports Federation. She is also on the Board of Governors of the Singapore International Foundation.

In 2015, Ms. Ng was awarded the Friend of Labour award for her service as a board member of Fairprice.

Apart from corporate boards, Ms. Ng serves as Singapore's Non-Resident Ambassador to the Republic of Hungary. In 2021, Ms. Ng was awarded the Commander's Cross, Order of Merit, the second highest civilian state award of Hungary.

### CHAN LAY HOON

*Non-Independent Non-Executive Director*

*Appointed to the Board on 8 March 2019*

Ms. Chan is the Chairman of RSP Architects Planners & Engineers (Pte) Ltd, a leading architectural and engineering practices in Singapore and the region. She also serves on the board of Project 92 Limited which owns the Salford City Football Club.

Ms. Chan was the Executive Chairman of Thomson Medical Pte Ltd from 2010 to 2015. From 2015 to 2017, she was the Chairman and Executive President of Spanish football club – Valencia Club de Futbol S.A.D. She also served on the board of Thomson Medical Group, a public listed company on Singapore Exchange as its Deputy Chairman from 2015 till 2019 as well as on the board of the McLaren Group of companies, a British sports technology company from 2011 to 2020.

Ms. Chan is a board member of Singapore Olympic Foundation.

She holds a Bachelor of Accountancy degree from the National University of Singapore and is a member of the Institute of Singapore Chartered Accountants.



## BOARD OF DIRECTORS

### LOH CHEN PENG

*Independent Director*

*Appointed to the Board on 9 November 2019*

---

Mr. Loh started his career in 1975 when he joined SGV-Kassim Chan and articulated to complete the professional examinations of the Malaysian Institute of Certified Public Accountants (“MICPA”). He completed his professional examinations in 1980 and was admitted as a member of the MICPA in 1981.

Mr. Loh left SGV-Kassim Chan in 1980 and joined Arab-Malaysian Merchant Bank Berhad (now known as AmlInvestment Bank Berhad), a merchant banking group during which he held several senior management positions in the areas of corporate advisory and corporate banking. Mr. Loh left the bank in September 1993 and thereafter served as the Chief Operating Officer in the stockbroking firm of Inter-Pacific Securities Sdn Bhd for 4 months. In April 1994, he was involved in establishing Phileo Allied Bank Berhad, a commercial bank and served as an Executive Director until 2001. He was a Director of Tropicana Corporation Berhad until his resignation in February 2013. He was re-appointed to the board of Tropicana Corporation Berhad on 1 August 2018 and resigned from the board on 5 December 2020. He had also served on the boards of AmBank (M) Berhad, AmlInvestment Bank Berhad and Amlslamic Bank Berhad and resigned from the boards of these banks in July 2014. He was a Director of Berjaya Media Berhad until his retirement in September 2017. He was also a Director of Bermaz Auto Berhad and resigned from the board on 8 October 2020.

Mr. Loh serves on the board of directors of 3Cnergy Limited, a listed company on the Catalist of Singapore Exchange. He is also the Chairman of the Audit Committee and a member of the Remuneration Committee and Nomination Committee.

### MOEY WENG FOONG

*Independent Director*

*Appointed to the Board on 27 June 2020*

---

Mr. Moey is the founder and Chief Executive Officer of GM Capital Management Singapore, an investment management and principal investments firm in Singapore.

He has invested in various early-stage growth companies in the Asia-Pacific region and Japan, helping them grow the businesses, complete successful financing rounds and exits.

With over 20 years of experience in the capital markets, he previously worked at Salomon Smith Barney and Goldman Sachs in New York before founding GM Capital Management.

He holds a Bachelor of Arts in Economics and Philosophy from the National University of Singapore.

## TAIGA BUILDING PRODUCTS LTD. DIRECTORS

### TONG IAN

*Chairman and Director*

*Appointed to the Board on 20 July 2012*

---

Information on Mr. Tong Ian is found in the Board of Directors section of this Report.

### TONG KOOI ONG

*Director*

*Appointed to the Board on 20 May 2005*

---

Information on Mr. Tong Kooi Ong is found in the Board of Directors section of this Report.

### BRIAN FLAGEL

*Director*

*Appointed to the Board on 17 November 2010*

---

Mr. Flagel is President of Custom Consulting. Mr. Flagel retired from public service in Canada as Executive Director, Canada Border Services Agency (“**CBSA**”). He held several executive positions in CBSA where he was responsible for operational service delivery, international trade movements, strategic planning, professional standards and facility planning. He was Director, Canada Border Services, Vancouver International Airport for several years, and was Director, Global Trade Services, FedEx, Europe, Middle East and Africa Division from 1995 to 1998. Mr. Flagel received a Bachelor of Arts from the University of Manitoba.

### GARSON DAVID LEE

*Director*

*Appointed to the Board on 8 November 2019*

---

Mr. Lee is an experienced accounting professional with over 45 years of business and professional public practice experience in Canada. Upon graduating from the University of British Columbia, he joined Price Waterhouse & Company (“**PwC**”) where he successfully completed his articles and obtained his Chartered Accountant degree. Mr. Lee left PwC to join Macmillan Bloedel Limited, which was Canada’s largest forest products company.

He managed the company’s Internal Audit Division and after 10 years, left to enter the public accounting field. He has 35 years of public practice experience as a Partner and retired in 2015. His firm was ranked among the top 30 Chartered Accounting firms in Canada. He is also the Managing Director of several private corporations which provide management, consulting and other professional services.

He was also appointed a Director of Vancouver Bullion & Currency Exchange Limited (“**VBCE**”) in February 2018 and as a Director of Avarga Limited in March 2017 which he resigned from in September 2019. Avarga Limited is Taiga’s major shareholder.

Mr. Lee holds a Bachelor of Commerce degree from the University of British Columbia. He also holds a Chartered Professional Accountant (CPA) and a Chartered Accountant (CA) designation. He is a member of the Chartered Professional Accountants of British Columbia and the Chartered Professional Accountants of Alberta.



## TAIGA BUILDING PRODUCTS LTD. DIRECTORS

### JIM TEH

*Director*

*Appointed to the Board on 12 November 2020*

---

Mr. Teh is currently the Group Head, Corporate Development at Pan-United Corporation Limited where he manages corporate strategy, particularly examining mergers and acquisition opportunities and corporate finance initiatives. Mr. Teh also manages Pan-United's slag cement grinding plant in Malaysia and also helped start the largest trucking platform for construction materials in Singapore. Mr. Teh also has extensive experience in the banking sector, having spent 17 years with CIMB Investment Bank Berhad.

Mr. Teh is a Fellow Member of the Association of Chartered Certified Accountants (FCCA) and a Member of the Malaysia Institute of Accountants (CA).

### GRANT SALI

*Director*

*Appointed to the Board on 6 May 2021*

---

Mr. Sali's first job in the industry was with Weldwood of Canada, where he started in the warehouse and furthered his career as a salesman in their distribution and mill divisions. In 1982 he accepted a position as the sales manager at Trendwood in Edmonton. He came back to British Columbia in 1988 to work for Crestbrook Forest Industries Ltd as a sales manager out of their Cranbrook office. He was hired by Taiga in 1990 to establish the distribution centre in Kelowna. In 2001, he was promoted to Langley's branch manager and became a VP in 2007 with responsibility for Allied Products, Envirofor and the USA. In 2012 Mr. Sali assumed the position EVP Supply Management. Prior to Mr. Sali's retirement on 31 December 2020 he held the position of EVP Supply Management/Chief Procurement Officer.

### TRENT BALOG

*Director*

*Appointed to the Board on 6 May 2021*

---

Trent Balog has spent his entire career in the building materials distribution industry. He began his journey working for Weldwood of Canada at their Edmonton warehouse, then onto Saskatoon in a sales role, then he moved to Calgary in 1987 with McMillian Bloedel, where he was Sales Supervisor for National Accounts. Trent ultimately made the move to Taiga Building Products in 1995, where he has spent the past 27 years. Trent began as a Trader, then progressed to helping develop the Preserved Wood program nationally. He was integral in launching Taiga Logistics, and from there he continued to take on more senior roles such as GM of the Prairies, Western VP, and then Chief Operating Officer. He was President and Chief Executive Officer for 6 years until retiring on 31 December 2021. Trent's leadership skills led to growing and developing the strongest network in the industry, including embracing technology at Taiga and introducing WMS (warehouse management system) to distribution operations. Trent has keen insight into trends and consumer behavior given his years of experience, but more importantly contributed to building the unique and resilient culture that is Taiga. He was awarded the WRLA (Western Retail Lumber Association) Industry Achievement Award in 2022. He enjoys golfing, supporting his Edmonton Oilers, and skiing, among other pursuits.

Mr. Balog entered into a transition agreement with Taiga to serve as Co-CEO and President from 1 January 2021 to 31 December 2021 then provide consulting services for Taiga until 31 December 2023.



## KEY MANAGEMENT PERSONNEL

### **KHOO HSIEN MING, KEVIN**

*President, Investments and Power Generation  
Avarga Limited Group*

---

Mr. Khoo joined the Group in 2012. He is responsible for identifying and evaluating new investment opportunities, as well as strategic planning for the Group. He is also the Managing Director of UPP Power (Myanmar) Limited with responsibility for the Group's power plant operations in Myanmar.

Prior to joining the Group, Mr. Khoo was the Group Editor-in-Chief of The Edge Communications Sdn Bhd, Malaysia's leading business and financial media company. He has extensive management and operations experience in Malaysia, especially in the equities research, media and banking sectors. He started his career in Standard Chartered Bank Malaysia and later moved on to equities research in PhileoAllied Securities Sdn. Bhd. and Asia Analytica Sdn. Bhd.

Mr. Khoo holds a Bachelor of Commerce degree from the University of Melbourne.

### **NG LEE HUANG**

*Managing Director  
UPP Pulp & Paper (M) Sdn Bhd*

---

Ms. Ng was appointed as Managing Director of UPP Pulp & Paper (M) Sdn Bhd, a subsidiary of the Group, on 1 June 2020. She works closely together with the CEO in overseeing the operational and financial management of the Group's paper manufacturing business.

Ms. Ng joined UPP Pulp & Paper (M) Sdn Bhd in March 2001 and was Senior Finance & Human Resource Manager prior to the appointment. Prior to joining the company, she had working experience in property and audit firms.

Ms. Ng holds a professional accounting qualification by ACCA. She is a Fellow member of the Association of Chartered Certified Accountants and a Fellow member of the Malaysian Institute of Accountants.

### **LIM GOOI HWA**

*Chief Executive Officer  
UPP Pulp & Paper (M) Sdn Bhd*

---

Mr. Lim was appointed as Chief Executive Officer of UPP Pulp & Paper (M) Sdn Bhd, a subsidiary of the Group on 3 January 2022. He has overall responsibility for the Company's paper manufacturing business in Malaysia, encompassing senior leadership, general management, financial and operational performance, and strategic planning.

Mr. Lim has over 35 years of experience in Finance, Supply Chain, Manufacturing, Business Development, Logistics & Distribution, Sales & Marketing and Mergers & Acquisition. He has had extensive local and overseas exposure in management and operations; having served multinational organisations in Malaysia, Vietnam and China.

Mr. Lim holds an MBA from APESMA & Deakin University and Bachelor of Commerce degree from University of New South Wales, Australia. He had also attended leadership programmes at Stanford Center for Professional Development and Sloan School of Management (MIT).

He was qualified as a professional accountant of CPA (Australia) and MIA (Malaysia), Chartered Member of Chartered Institute of Purchasing and Supply (CIPS), Chartered Institute of Logistics and Transport (CILT), Certified member of Project Management Institute (PMI) and Six Sigma black belt.

### **TAI LAI YEEN**

*Group Finance Manager  
Avarga Limited*

---

Ms. Tai is responsible for the accounting, finance, taxation as well as internal control functions of the Group. Prior to joining the Group in December 2010, Ms. Tai was an Assurance Manager of an international firm of certified public accountants and she has extensive experience in the accounting and auditing profession.

Ms. Tai holds a degree in Accountancy from the University of Putra Malaysia. She is a chartered accountant with the Institute of Singapore Chartered Accountants and member of The Institute of Internal Auditors Singapore.





## KEY MANAGEMENT PERSONNEL

### RUSSELL PERMANN

*Co-Chief Executive Officer and President  
Taiga Building Products Ltd.*

---

Mr. Permann spent 8 years at Jager Building Systems Inc. When he left Jager, he was their VP of Sales for North America. He joined Taiga in 2008 as General Manager, Engineered Wood Products and gradually took on greater responsibilities including overseeing our business in the Prairies, and the USA and managing the Envirofor plants. Prior to his most recent appointment, he was EVP of Operations and Chief Operating Officer in March 2015. Mr. Permann was then promoted to Co-CEO and President effective as of 1 January 2021. Effective as of 1 January 2022, Mr. Permann took over as Taiga's sole CEO and President.

Mr. Permann has a Bachelor of Arts in Political Science from University of Calgary and an MBA from Athabasca University.

### MARK SCHNEIDEREIT-HSU

*Chief Financial Officer, VP Finance & Administration and  
Corporate Secretary  
Taiga Building Products Ltd.*

---

Mr. Schneidereit-Hsu joined Taiga in 2005 as a Financial and Risk Analyst. In 2007 he was promoted to Manager, Corporate Planning, responsible for treasury, strategic planning, real estate, insurance and human resource. Mr. Schneidereit-Hsu was appointed as the Chief Financial Officer of Taiga effective 1 June 2013. Prior to joining Taiga, Mr. Schneidereit-Hsu worked in international development in the Middle East and managed a care home with Communitas Supportive Care Society.

He holds a Bachelor of Arts in International Relations from the University of British Columbia and an MBA from McGill University. He is also a Chartered Professional Accountant (CPA, CMA).

### TRENT BALOG

*Co-Chief Executive Officer and President  
Taiga Building Products Ltd.*

---

Information on Mr. Balog is found in the Taiga Building Products Ltd. Directors section of this Report.

### ROBERTO VALENTE

*Director, Financial Reporting & Controller  
Taiga Building Products Ltd.*

---

Mr. Valente joined Taiga in 2011 as a Senior Financial Analyst. In 2013 he was promoted to Manager, Corporate Planning, responsible for treasury, strategic planning, real estate, insurance and fixed assets. Mr. Valente was promoted to Controller in 2015 and then to Director, Financial Reporting & Controller in 2019. Prior to joining Taiga, Mr. Valente worked for the Office of the Auditor General of Canada.

He holds a Bachelor of Arts in History from the University of British Columbia and a Diploma in Accounting from the Sauder School of Business at the University of British Columbia. He became a member of the Chartered Accountants (CA) of British Columbia in 2011 and is also a Chartered Professional Accountant (CPA).

### MICHAEL SIVUCHA

*Chief Operating Officer  
Taiga Building Products Ltd.*

---

Mr. Sivucha joined Taiga in 2012 as Panel Supply Manager and was promoted to Vice President, Commodities in 2015, where he took on the additional responsibilities of Lumber, Export Sales, Taiga Logistics, Pressure Treated Wood and Siding Sales. Prior to joining Taiga, he spent eight years with Tolko Industries Ltd., first as Business Development Manager and then as the N. American Sales Manager of its Strand-based businesses. Mr. Sivucha was promoted to Chief Operating Officer of Taiga on 28 February 2022.

Mr. Sivucha has a B.Sc. in Forestry from the University of British Columbia and an MBA from St. Mary's University. Prior to completing his MBA, he worked 7 years in forest operations.

## REPORT ON CORPORATE GOVERNANCE

Avarga Limited (“**Avarga**” or the “**Company**”) is committed to high standards of corporate governance within the Avarga group of companies (the “**Group**”) and adopts the corporate governance practices contained in the Code of Corporate Governance 2018 (the “**Code**”).

The board of directors of the Company (“**Board**”) confirms that it has adhered to the principles and provisions of the Code. In so far as any provision has not been complied with, the rationale for these deviations are provided. We believe that good corporate governance establishes and maintains an ethical environment within the Group, which serves the interests of all shareholders.

### BOARD MATTERS

#### Principle 1: The Board’s Conduct of Affairs

The Company is headed by an effective Board which is responsible for the overall management of the Company. The Board works closely with the management of the Company (the “**Management**”) for the long-term success of the Company and the Management remains accountable to the Board. In this regard, the Board supervises the achievements of Management’s performance targets. This aligns the interests of the Board and Management with that of the shareholders, whilst balancing the interest of all stakeholders.

The Board also sets the tone for the Group in respect of ethics, values and desired organisational culture, and also ensures proper accountability within the Group. Directors facing conflicts of interest recuse themselves from discussions and decisions involving the issues of conflict.

The role of the Board includes:

- (1) providing entrepreneurial leadership, setting strategic objectives, and seeking to ensure that the necessary financial and human resources are in place for the Company to meet its objectives;
- (2) overseeing the establishing of a framework of prudent and effective controls which enables risks to be assessed and managed, including safeguarding of shareholders’ interests and the Group’s assets;
- (3) reviewing management performance;
- (4) identifying the key stakeholder groups and recognising that their perceptions affect the Company’s reputation;
- (5) setting the Company’s values and standards (including ethical standards) and ensuring that obligations to shareholders and other stakeholders are understood and met; and
- (6) considering sustainability issues, e.g. environmental and social factors, as part of its strategic formulation.

The directors discharge their duties and responsibilities at all times as fiduciaries in the interests of the Company.

Upon the appointment of any new director, the Company will provide a formal letter to the director, setting out the director’s duties and obligations. The Company will conduct briefings to ensure that any incoming and/or new directors become familiar with the Group’s business and governance practices.

## REPORT ON CORPORATE GOVERNANCE

The Company has adopted a policy which welcomes directors to request for further explanations, briefings or informal discussions on any aspect of the Company's operations or businesses from the Management. The directors also sit on the boards of other listed companies and are therefore not only well aware of their duties and responsibilities, but how to discharge such duties. All Board members are also encouraged to attend regular training, at the Group's expense, particularly on relevant new laws, regulations and changing commercial risks from time to time. Changes to regulations and accounting standards are monitored closely by the Management. To keep pace with regulatory changes, where these changes have an important bearing on Avarga's or the directors' disclosure obligations, directors are briefed either during Board meetings or at specially-convened sessions conducted by professionals. In particular, directors are encouraged to attend relevant courses conducted by the Singapore Institute of Directors ("**SID**"), the Singapore Exchange Securities Trading Limited ("**SGX-ST**") and consultants.

During the financial year ended 31 December 2021 ("**FY2021**"), the following directors had attended the courses as set out below:

### Mr. Gary Ho Kuat Foong

- Audit Committee Conference 2021
- SGX Regulatory Symposium 2021
- MCGG Revision 2021 – Changing the Game in Corporate Governance

### Mr. Loh Chen Peng

- ACRA-SGX-SID Audit Committee Seminar 2021 (Enterprise Resilience and Risk Management)
- LED 8 – Remuneration Committee Essentials
- Corporate Governance Roundup 2021

### Mr. Moey Weng Foong

- LED 1 – Listed Entity Director Essentials.

The Company would arrange for all directors to undergo a one-time training on sustainability matters as prescribed by the Exchange.

The Company has formulated guidelines setting forth matters reserved for the Board's decision. The matters reserved for the Board's decision are as follows:

- (a) material acquisitions and disposals of assets/investments;
- (b) corporate or financial restructuring;
- (c) financial/funding arrangements;
- (d) material capital expenditures;

## REPORT ON CORPORATE GOVERNANCE

- (e) share issuances;
- (f) dividend payments to shareholders; and
- (g) other transactions of a material nature requiring announcement under the Listing Manual of the SGX-ST ("**Listing Manual**").

Management was also given clear directions on matters (including setting thresholds for certain operational matters relating to subsidiaries) that require the Board's approval.

All directors exercise due diligence and independent judgement and make decisions objectively in the best interests of the Group. The Group adheres to the requirements under the Code. In determining the independence of its directors, please refer to Principle 2 in this report.

In accordance with Rule 210(5)(e) of the Listing Manual, and the Code, the Board has, without abdicating its responsibilities, established three (3) board committees (the "**Board Committees**") namely, the Audit and Risk Management Committee ("**ARMC**"), the Nominating Committee ("**NC**") and the Remuneration Committee ("**RC**"), each of which has been delegated with specific authority. Each Board Committee is chaired by an independent director and has its own written terms of reference to address their respective areas of focus and which sets out the authority and duties of the respective Board Committees.

Please refer to the Principles in this report, for further information on the activities of the ARMC, NC and RC.

During FY2021, the Board conducted regular scheduled meetings on a half-yearly basis to coincide with the announcement of the Group's half-yearly and full year financial results and to keep abreast of significant business activities and overall business environment.

Apart from board meetings, important or urgent matters concerning the Group are also presented for the Board's decision by way of written resolutions, fax, electronic mail and telephone conferencing. The Company's constitution (the "**Constitution**") provides for meetings to be held via telephone, radio, conference television or similar communication equipment or any other form of audio or audio-visual communication by which all persons participating in the meeting are able to hear and be heard by all other participants, for the despatch of business, adjourn and otherwise regulate their meetings as they think fit. Details of the number of Board meetings held in the year and attendance of each Board member at those meetings and meetings of the various Board Committees are provided on page 50 of this Annual Report.

The Management provides the directors with complete, adequate and timely information prior to meetings and on an on-going basis. Directors also have separate and independent access to the Management to enable them to make informed decisions and discharge their duties and responsibilities. Detailed meeting papers are prepared for each meeting of the Board and Board Committees and are normally circulated in advance of each meeting. The meeting papers include sufficient information from the Management on financial, business and corporate issues to enable the directors to be properly briefed on issues to be considered at Board meetings. In respect of budgets, where there is a material variance between the projections and actual results, the Management will disclose and explain this to the directors.

# REPORT ON CORPORATE GOVERNANCE

Directors are also entitled to request from the Management and are provided with such additional information by the Management as needed to make informed and timely decisions.

The company secretary(ies) and/or her representative(s) attends all Board meetings and is responsible to ensure that established procedures and all relevant statutes and regulations which are applicable to the Company are complied with. The appointment and removal of the company secretary(ies) is a decision of the Board as a whole. All directors have separate, direct and independent access to the advice and services of the company secretary(ies).

The Board also has in place procedures for directors to obtain independent professional advice on matters affecting the Group, if necessary, at the Company's expense.

## Principle 2: Board Composition and Guidance

The Company is headed by an effective Board to lead, control and direct the Company and the Board has a pivotal role in charting the strategic course and direction of the Group. As at the date of this report, the Board comprised seven (7) directors, namely Mr. Tong Kooi Ong, Mr. Tong Ian, Mr. Gary Ho Kuat Foong, Ms. Ng Shin Ein, Ms. Chan Lay Hoon, Mr. Loh Chen Peng and Mr. Moey Weng Foong. It is chaired by Mr. Tong Kooi Ong who is also an executive director. He is responsible for the leadership and objective functioning of the Board.

As at the date of this report, the Board comprised of the following members:

Mr. Tong Kooi Ong	Executive Chairman
Mr. Tong Ian	Chief Executive Officer ("CEO")/Executive Director
Mr. Gary Ho Kuat Foong	Lead Independent Director
Ms. Ng Shin Ein	Independent Director
Ms. Chan Lay Hoon	Non-Independent Non-Executive Director
Mr. Loh Chen Peng	Independent Director
Mr. Moey Weng Foong	Independent Director

The Chairman of the Board is the father of the CEO. The independent directors make up a majority of the Board. Mr. Gary Ho Kuat Foong is the Lead Independent Director. All directors are required to disclose to the Board in a timely manner any relationships or appointment which could impair their independence.

The Board (taking into account the views of the NC) reviews whether the individual independent directors are independent in conduct, character and judgement with reference to the provisions set out by the Code. In accordance with the provisions set out by the Code, the Board also considers whether any of the independent directors have any relationships with the Company, its related corporations, its substantial shareholders or its officers which could interfere, or be reasonable perceived to interfere, with the exercise of the respective director's independent business judgement in the best interests of the Company.

The Board noted that the independent directors had none of the relationships set out in Rule 210(5)(d) of the Listing Manual or Provision 2.1 of the Code, and that there were no relationships or circumstances relevant to the Board's determination of the independence of the independent directors in accordance with the Code.

## REPORT ON CORPORATE GOVERNANCE

Under Rule 210(5)(d)(iii) of the Listing Manual, the appointment of an independent director who has served an aggregate period of more than nine (9) years (whether before or after listing) will be subject to a two-tier voting process. The continued appointment of such person as an independent director has to be approved in separate resolutions by (A) all shareholders; and (B) shareholders excluding directors, chief executive officer, and associates of such directors and chief executive officer. For the purpose of the resolution referred to in (B), the directors and the chief executive officer, and their respective associates, must not accept appointment as proxies unless specific instructions as to voting are given. Such resolutions may remain in force until the earlier of the following: (i) the retirement or resignation of that director; or (ii) the conclusion of the third annual general meeting of the company following the passing of the resolutions.

Mr. Gary Ho Kuat Foong and Ms. Ng Shin Ein, have served on the Board for more than nine (9) years from the date of their respective first appointment. Separate resolutions from shareholders for their continued appointment as independent directors of the Company until the earlier of the following had been sought and approved in the manner described in Rule 210(5)(d)(iii) of the Listing Manual at the annual general meeting of the Company held on 23 April 2021:

- (i) The retirement or resignation as a director of the Company; or
- (ii) The conclusion of the third annual general meeting of the Company following the passing of the resolutions.

As Ms. Ng Shin Ein is due for retirement pursuant to Regulation 103 of the Company's constitution this year, the authority conferred by the resolutions passed by the shareholders at the annual general meeting held on 23 April 2021 for purposes of Rule 210(5)(d)(iii) of the Listing Manual shall cease to be in force upon her retirement. Hence, she will also be seeking for approval at the forthcoming annual general meeting of the Company ("**AGM**") for her continued appointment as an independent director via separate resolutions pursuant to Rule 210(5)(d)(iii) of the Listing Manual. The NC and Board are of the view that Ms. Ng Shin Ein has demonstrated strong independence and judgement over the years in discharging her duties and responsibilities as an independent director.

Although Mr. Gary Ho Kuat Foong and Ms. Ng Shin Ein have served beyond nine (9) years as independent directors of the Company, they continue to express their viewpoints, debate issues objectively, and constructively challenge Management's proposals and decisions on business activities and transactions that may involve conflicts of interest and other complexities. Accordingly, the NC and Board have determined that their tenures in office have not affected their independence and ability to bring independent and considered judgement to bear in their discharge of duties as members of the Board and Board Committees.

Taking into account the view of the NC, the Board has determined that all independent directors are independent.

The Board is of the view that the current Board and Board Committees size facilitate effective decision-making and is appropriate, taking into consideration the nature and scope of the Group's operation, the requirements of the business and the need to avoid undue disruptions from changes to the composition of the Board and Board Committees.

## REPORT ON CORPORATE GOVERNANCE

The Board recognises that a diverse Board will enhance the decision-making process by utilising the variety in skills, industry and business experiences, gender and other distinguishing qualities of the members of the Board. Diversity will be considered in determining the optimum composition of the Board so that, as a whole, it reflects a range of different perspectives, complementary skills and experiences, which is likely to result in better decision-making. Such diversity will provide a wider range of perspectives, skills and experience, which will allow Board members to better identify possible risks, raise challenging questions, and contribute to problem-solving.

Each year, the NC reviews the composition and size of the Board and each Board Committee and takes into careful consideration a combination of factors when reviewing appointments to the Board and the continuation of those appointments. These factors include skills, core competencies, knowledge, professional experience, educational background, gender and age.

The Board (taking into account the views of the NC) considers that its Board comprises directors who as a group provide an appropriate balance and diversity of skills, experience, gender and knowledge of the Group. They also provide core competencies such as accounting or finance, business or management experience, industry knowledge, strategic planning experience and customer-based experience or knowledge. A brief description of the background of each director is presented in the “**Board of Directors**” section of this Annual Report.

The role of the non-executive directors (including the independent directors) includes constructively challenging and helping develop proposals on strategy, and helping to review the performance of Management in meeting the agreed goals and objectives and monitoring the reporting of performance.

Non-executive directors are encouraged to meet regularly without the presence of Management. The non-executive directors have such meetings at least once a year.

### **Principle 3: Chairman and Chief Executive Officer**

Mr. Tong Kooi Ong, the Chairman of the Board is the father of Mr. Tong Ian, the CEO. Although Chairman of the Board and the CEO are immediate family members, the Board believes that there is an appropriate balance of power, adequate accountability and capacity of the Board for independent decision making as reflected in the internal controls established within the Group. As the Chairman of the Board, Mr. Tong Kooi Ong’s role includes:

- (a) leading the Board to ensure its effectiveness on all aspects of its role;
- (b) setting the agenda and ensuring that adequate time is available for discussion of all agenda items, in particular strategic issues;
- (c) promoting a culture of openness and debate at the Board;
- (d) ensuring that the directors receive complete, adequate and timely information;
- (e) encouraging constructive relations within the Board and between the Board and Management;

## REPORT ON CORPORATE GOVERNANCE

- (f) facilitating the effective contribution of non-executive directors in particular; and
- (g) promoting high standards of corporate governance.

As the Chairman of the Board, Mr. Tong Kooi Ong also oversees the workings of the Board, ensuring that the Board is able to perform its duties and that there is a flow of information between the Board and the Management.

As the CEO, Mr. Tong Ian is assisted by the Management in the daily operations and administration of the Group's business activities and in the effective implementation of the Group's strategies. Mr. Tong Ian also reviews most of the board papers before they are presented to the Board.

The Management staff who have prepared the papers, or who may provide additional insights, are invited to present the papers or attend the Board meetings.

Mr. Gary Ho Kuat Foong is the Lead Independent Director. The Lead Independent Director's role is to be available to shareholders when they have concerns, and for which contact through the normal channels of communication with the Chairman or Management are inappropriate or inadequate. All the independent directors including the Lead Independent Director, meet at least annually without the presence of executive directors.

As most of the members of ARMC and RC and all members of NC are independent directors, the Board believes that there are sufficient independent elements and adequate safeguards without undue influence, from the Chairman and the CEO, to allow for effective Board oversight.

### **Principle 4: Board Membership**

The Board, in conjunction with the NC, reviews the composition of the Board and Board Committees annually, taking into account the need for progressive renewal of the Board.

As at the date of this report, the NC comprised three (3) directors, all of whom, including the Chairman, are independent non-executive directors. Mr. Gary Ho Kuat Foong, the Lead Independent Director, is a member of the NC.

As at the date of this report, the NC members comprised of the following members:

Mr. Loh Chen Peng	(Chairman)
Mr. Gary Ho Kuat Foong	(Member)
Ms. Ng Shin Ein	(Member)



## REPORT ON CORPORATE GOVERNANCE

The NC has written terms of reference endorsed by the Board that sets out its duties and responsibilities. The NC's key responsibilities are as follows:

- (a) developing and maintaining a formal and transparent process for the appointment and re-appointment of directors to the Board and all things incidental, including:
  - (i) making recommendations to the Board on all appointments to the Board;
  - (ii) re-nominating directors at regular intervals; and
  - (iii) determining annually, and as and when circumstances require, whether or not a director is independent;
- (b) assessing the effectiveness of the Board as a whole and its board committees, and the contribution by the Chairman and each director to the effectiveness of the Board;
- (c) deciding how the performance of the Board may be evaluated and to propose objective performance criteria;
- (d) reviewing of the development and succession plans for senior management; and
- (e) reporting to the Board its findings from time to time on matters arising and requiring the attention of the NC.

Succession planning is an important part of the governance process. The NC will review the board succession plans for directors, in particular the Chairman, CEO and key management personnel. The NC will also seek to refresh the Board membership progressively and in an orderly manner.

Potential new Board members may be recommended from time to time via contacts. When considering a new Board member, the NC reviews the curriculum vitae of the potential candidate and considers his/her experience and likely contribution to the Board and whether the candidate has sufficient time available to commit to his/her responsibilities as director. Where practicable, meetings with the potential candidate will be conducted before the NC makes its recommendation to the Board. The Board then makes the final determination for the appointment.

Important issues to be considered as part of the process for the selection, appointment and re-appointment of directors include composition and progressive renewal of the Board and each director's competencies, commitment, contribution and performance (e.g. attendance, preparedness, participation and candour) including, if applicable, as an independent director.

New directors are at present appointed by way of a Board resolution after the NC approves their appointment. Existing directors who retire by rotation are at present re-appointed by way of a shareholders' resolution after the NC approves their re-appointment. Under the Constitution, at the annual general meeting of the Company in each year, one-third of the directors for the time being (save for the managing director), or, if their number is not three

## REPORT ON CORPORATE GOVERNANCE

or a multiple of three, then the number nearest one-third, shall retire from office by rotation and shall be eligible for re-election, provided always that all directors shall retire from office at least once every three years. Pursuant to Rule 720(5) of the Listing Manual, an issuer must have all directors submit themselves for re-nomination and re-appointment at least once every three years.

The NC has also reviewed the independence of the directors with reference to the Provision 2.1 of the Code, and has determined Mr. Gary Ho Kwat Foong, Ms. Ng Shin Ein, Mr. Loh Chen Peng and Mr. Moey Weng Foong to be independent. All directors are required to disclose to the NC whether they have any relationships with the Company, its related corporations, its substantial shareholders or its officers that could interfere, or be reasonably perceived to interfere, with the exercise of the director's independent business judgement in the best interests of the Company. Consideration and assessment of the independence of each independent director is carried out during a meeting of the NC, whereby the directors are given an opportunity to raise any feedback during the meeting or to the Chairman of the NC.

The NC has also determined that the directors have been adequately carrying out their duties as directors, notwithstanding the number of listed company board representations and other principal commitments of each director. The NC took into consideration various factors, such as the respective director's record of attendance at the Company's Board and Board Committee meetings.

The Board believes that each director has to personally determine the demands of his or her competing directorships and obligations and assess how much time is available to serve on the Board effectively, and this determination would be based on various factors and not only the number of listed company board representations that the director has. Further, the NC from time to time assesses the independence of each director, the performance of the Board as a whole, and the contribution of each director to the effectiveness of the Board. For FY2021, the NC was satisfied that the directors who have multiple board representations have devoted sufficient time and attention to the affairs of the Group to discharge their duties as directors of the Company. Each director has control over their time, and there was a high rate of attendance at Board and Board Committee meetings. Accordingly, the NC and the Board have not set a maximum number of board representations a director may hold, and have not prescribed or adopted guidelines to address competing time commitments of directors on multiple boards.

No alternate directors have been appointed by the Board.

Each meeting of the NC was properly minuted and upon confirmation of such minutes by the Chairman, a copy of the confirmed minutes was duly circulated to all members and the Board.

The information on each director's academic and professional qualifications, shareholdings, directorship and other principal commitments is presented in the "**Board of Directors**" and "**Directors' Statement**" sections of this Annual Report.

# REPORT ON CORPORATE GOVERNANCE

## Principle 5: Board Performance

The NC is responsible for, *inter alia*, assessing the effectiveness of the Board as a whole and its Board Committees, and the contribution by the Chairman and each director to the effectiveness of the Board. The NC has established processes including taking into consideration the attendance record at the meetings of the Board and the Board Committees for monitoring and evaluating the performance of the Board as a whole and effectiveness and contribution of individual directors.

In respect of evaluating the effectiveness of the Board and Board Committees, each director is required to complete a board performance evaluation on a yearly basis. On the basis of returns submitted, a consolidated report will be presented to the NC for discussion, with a view to implementing recommendations to further enhance the effectiveness of the Board and/or the Board Committees.

In evaluating the performance of the Board and the Board Committees, the NC considers a set of objective performance criteria. Such objective performance criteria for the board evaluation are in respect of various aspects including board size and composition, board processes, board information and accountability and board performance in relation to discharging its principal functions and responsibilities for financial targets.

In respect of evaluating the contribution by the Chairman and each director to the effectiveness of the Board, each director is required to complete an evaluation form on a yearly basis. On the basis of returns submitted, a consolidated report will be presented to the NC for discussion.

In evaluating the performance of the individual directors, the NC considers a set of objective performance criteria, such objective performance criteria are in respect of various aspects including contribution at meetings, commitment of time, knowledge and skills, relevant experience and preparedness for meetings.

## REMUNERATION MATTERS

### Principle 6: Procedures for Developing Remuneration Policies

As at the date of this report, the RC comprised three (3) directors, all of whom are non-executive directors and majority of whom, including the Chairman, are independent.

The composition of the RC is as follows:

Ms. Ng Shin Ein	(Chairman)
Ms. Chan Lay Hoon	(Member)
Mr. Loh Chen Peng	(Member)

## REPORT ON CORPORATE GOVERNANCE

The RC has its terms of reference defining its role which include the following:

- (a) ensuring a formal and transparent procedure for developing policy on key management personnel remuneration and fixing the remuneration packages of individual directors;
- (b) reviewing and recommending to the Board a general framework of remuneration for the Board and key management personnel, and also reviewing and recommending to the Board the specific remuneration packages for each director as well as for the key management personnel;
- (c) reviewing the Company's obligations arising in the event of termination of the executive directors and key management personnel's contracts of service to ensure that such contracts of service contain fair and reasonable termination clauses which are not overly generous;
- (d) considering whether directors and key management personnel should be eligible for benefits under long-term incentive schemes, including share schemes;
- (e) considering the use of contractual provisions to allow the Company to reclaim incentive components of remunerations from executive directors and key management personnel in exceptional circumstances of misstatement of financial results, or of misconduct resulting in financial loss to the Company;
- (f) preparing a remuneration report annually providing clear disclosure of the Company's remuneration policy (including the link between remuneration paid to directors and key management personnel, and performance), level and mix of remuneration, and the procedure for setting remuneration, for recommendation to the Board;
- (g) reporting to the Board its findings from time to time on matters arising and requiring the attention of the RC; and
- (h) undertaking such other reviews, projects, functions, duties and responsibilities as may be requested by the Board.

If necessary, the RC will seek expert advice from external remuneration consultants in determining the Group's remuneration policy above. The remuneration policy recommended by the RC is submitted for approval by the Board.

The RC reviews the reasonableness of the termination clauses of the contracts of service of executive directors and key management personnel. Where necessary, the RC obtains advice from external remuneration consultants for the Group's benchmarking of such contracts.

## REPORT ON CORPORATE GOVERNANCE

No remuneration consultants have been appointed for FY2021.

Having reviewed and considered the remuneration of the executive directors and the key management personnel, including the variable and discretionary component, which is moderate, the RC is of the view that there is no requirement to institute contractual provisions to allow the Company to reclaim incentive components of their remuneration paid in prior years in exceptional circumstances of misstatement of financial results, or of misconduct resulting in financial loss.

In addition, the executive directors owe fiduciary duties to the Company. The Company should be able to avail itself of remedies against the executive directors in the event of such breach of fiduciary duties.

Whilst the RC reviews the fees payable to non-executive directors to be recommended for shareholders' approval at the AGM, no member of the RC may by himself or herself decide on his or her own remuneration.

### **Principle 7: Level and Mix of Remuneration**

In setting remuneration packages, the aim of the RC is to ensure that the level and structure of remuneration is aligned with the long-term interest and risk policies of the Company, and is appropriate to attract, retain and motivate (a) the directors to provide good stewardship of the Company, and (b) key management personnel to successfully manage the Company. The RC takes into account the performance of the Group, as well as individual directors and key management personnel, aligning their interests with those of shareholders to maximise long-term shareholder value. Directors are paid director's fees, determined by the Board based on the effort, time spent and responsibilities of the directors. The RC aims to ensure that there is a formal and transparent procedure for developing a policy on executive remuneration and fixing the remuneration packages of individual directors. The RC also aims to ensure that non-executive directors are not overcompensated to the extent that their independence may be compromised. Directors' fees for directors are subject to the approval of shareholders at the annual general meeting.

The RC has approved a variable bonus system known as the Pay for Performance Remuneration Framework, for the executive directors and key management personnel, which takes into account a risk assessment matrix, and broad key performance indicators relating to the Group, such as the profit, rate of return and gearing. These performance conditions reflect the core values of the Group. The Company currently has an employee share option scheme known as the Avarga Group Employees' Share Option Scheme 2018 ("**Avarga Group ESOS 2018**"), which is intended to be a long-term incentive scheme.

# REPORT ON CORPORATE GOVERNANCE

## Principle 8: Disclosure on Remuneration

The remuneration of directors and top 5 key management personnel (who are not directors or the CEO) of the Group for FY2021 is set out below:

(a) Directors of the Company	Fees (S\$)	Salary (S\$)	Bonus (S\$)	Benefits (S\$)	Total (S\$)
Mr. Tong Kooi Ong <sup>(1)</sup>	–	300,000	–	2,293	302,293
Mr. Tong Ian <sup>(1)</sup>	–	500,000	–	63,522	563,522
Mr. Gary Ho Kuat Foong	70,000	–	–	–	70,000
Ms. Ng Shin Ein	70,000	–	–	–	70,000
Ms. Chan Lay Hoon	64,000	–	–	–	64,000
Mr. Loh Chen Peng	70,000	–	–	–	70,000
Mr. Moey Weng Foong	61,000	–	–	–	61,000

(b) Directors of Subsidiary, Taiga	Fees (S\$)	Salary (S\$)	Bonus (S\$)	Benefits (S\$)	Total (S\$)
Mr. Tong Kooi Ong <sup>(1)</sup>	2,685,500 <sup>(1)</sup>	–	–	–	2,685,500
Mr. Tong Ian <sup>(1)</sup>	2,685,500 <sup>(1)</sup>	–	–	–	2,685,500
Mr. Brian Flagel	96,678	–	–	–	96,678
Mr. Garson David Lee	107,420	–	–	–	107,420
Mr. Jim Teh	96,678	–	–	–	96,678
Mr. Grant Sali <sup>(2)</sup>	467,277 <sup>(2)</sup>	–	–	–	467,277
Mr. Trent Balog <sup>(3)</sup>	–	–	–	–	–

### Notes:

- <sup>(1)</sup> The independent directors of Taiga (Mr. Flagel, Mr. Lee and Mr. Teh) voted to award special bonuses to Mr. Tong Kooi Ong and Mr. Tong Ian for their extraordinary services rendered in 2021. These extraordinary services included consulting management with regards to the Taiga's pandemic response, share buybacks and succession planning for the Taiga's CEO.
- <sup>(2)</sup> Mr. Sali appointed to the Taiga Board on 6 May 2021. Mr. Sali was awarded a special bonus for his extraordinary services related to 2021. These extraordinary services included consulting management with regards to the Company's pandemic response, share buybacks and succession planning for the Taiga's CEO.
- <sup>(3)</sup> Mr. Balog appointed to the Taiga Board on 6 May 2021. Mr. Balog was President and Chief Executive Officer of Taiga from 1 April 2015 to 31 December 2021. Mr Balog's earned compensation as Co-CEO and President is included in the Top 5 Key Management Personnel table. Mr. Balog did not earn any additional fees as Taiga director.

## (c) Top 5 Key Management Personnel (who are not directors or the CEO)

Remuneration bands	Number
S\$500,001 to S\$750,000	1
S\$2,000,001 to S\$2,250,000	1
S\$2,750,001 to S\$3,000,000	1
S\$3,000,001 to S\$3,250,000	1
S\$5,500,001 to S\$5,750,000	1

## REPORT ON CORPORATE GOVERNANCE

Taking note of the highly competitive industry conditions, pressure in talent market and the sensitivity and confidentiality of remuneration matters, the Board decided not to disclose the remuneration of the top five key management personnel (who are not directors or the CEO) of the Group on a name basis. The Board is of the view that the disclosure of such information would not be in the interests of the Company as such information is confidential and sensitive, and may facilitate the solicitation of the key management personnel. The Company needs to maintain stability in the management team.

Total remuneration paid to the key management personnel (who are not directors or the CEO) for FY2021 was approximately S\$15,221,000.

The RC met once during the year to decide on directors' fees, review the remuneration packages of executive directors, assess the performance of senior management and determine their compensation packages (including bonus awards) for FY2021. The RC's recommendations covered all aspects of remuneration, including but not limited to directors' fees, salaries, allowances, bonuses, options and benefits-in-kind.

The names and remuneration of employees who are substantial shareholders of the Company, or are immediate family members of a director, the CEO or a substantial shareholder of the Company, and whose remuneration exceeded S\$100,000 during FY2021 are set out below:

### Between S\$2,900,000 to S\$3,000,000

Name	Designation	Relationship
Mr. Tong Kooi Ong	Executive Chairman	Substantial shareholder and father of Mr. Tong Ian (CEO/Executive Director)

### Between S\$3,200,000 to S\$3,300,000

Name	Designation	Relationship
Mr. Tong Ian	CEO/Executive Director	Son of Mr. Tong Kooi Ong (substantial shareholder and Executive Chairman)

The Group's remuneration framework comprises fixed pay and short-term and long-term incentives and is aimed to be aligned with the long-term interest and risk policies of the Group. The Group subscribes to linking remuneration to the performance of the Group, as well as individual directors and key management personnel, based on an annual appraisal of employees and using indicators such as competencies, key result areas, performance rating, and potential of the employees. Long-term incentive schemes are put in place to motivate and reward employees and align their interests with those of shareholders to maximise long-term shareholder value. Industry practices and norms are also taken into consideration. The RC has approved a variable bonus system known as the Pay for Performance ("P4P") Remuneration Framework, for the executive directors and key management personnel.

The RC believes P4P is a comprehensive and transparent compensation scheme, promoting performance and risk management, as well as aligning the interests of Management with shareholders.

## REPORT ON CORPORATE GOVERNANCE

The P4P scheme has a clear framework based on a risk assessment matrix that incorporates the earnings and operating outlook, risk profiles and the required rate of return for each of our business units.

At the beginning of each year, the RC discusses and recommends for the Board's approval the risk assessment matrix for the coming year, based on a number of factors including:

- The risk parameters for each business unit, taking into account earnings sustainability, performance risks, country risk and currency risk
- The required rate of return for each risk profile, and consequently, the required rate of return for each business unit

Multiplying this required rate of return with the capital employed for each business unit yields the overall weighted required rate of return for the Company. The prevailing risk-free rate is then added to this required rate of return for the Company, with adjustments for gearing.

Compensation for the Company's Management is based on exceeding this hurdle Rate of Return on Capital Employed, which in 2021 was calculated at 7.71% (9.23% in 2020).

The Company currently also has an employee share option scheme known as the Avarga Group ESOS 2018, which is intended to be a long-term incentive scheme. The Avarga Group ESOS 2018 was approved by the Company's shareholders at an extraordinary general meeting held on 27 April 2018. The Avarga Group ESOS 2018 is administered by the RC.

The Avarga Group ESOS 2018 provides an opportunity for employees of the Group who have contributed significantly to the growth and performance of the Group, as well as executive directors who satisfy the eligibility criteria as set out in the rules of the Avarga Group ESOS 2018 ("**ESOS Rules**"), to participate in the equity of the Company so as to motivate them to greater dedication, loyalty and higher standards of performance, and to give recognition to past contributions and services. Additionally, the Avarga Group ESOS 2018 will help the Group to attract and retain the services of appropriate, qualified and experienced employees who would be able to contribute to the Group's business and operations.

Under the Avarga Group ESOS 2018, any executive director or confirmed employee of the Group selected by the RC to participate in the Avarga Group ESOS 2018 in accordance with the ESOS Rules who have, among other things, been in the employment of the Group for a period of at least 12 months, or such shorter period as the RC may determine, shall be eligible to participate. Controlling shareholders and their associates are also eligible to participate in the Avarga Group ESOS 2018. Under the Avarga Group ESOS 2018, the number of shares comprised in options offered to a participant shall be determined at the absolute discretion of the RC, who shall take into account, where applicable, criteria such as the bonus earned by the participant in any particular year, rank, past performance, years of service and potential contribution of the participant.



## REPORT ON CORPORATE GOVERNANCE

The aggregate number of shares over which the RC may offer to grant options on any date, when added to:

- (a) the aggregate number of new shares issued and issuable in respect of all other share-based incentive schemes of the Company (if any); and
- (b) the number of treasury shares and subsidiary holdings delivered in respect of the options granted under all other share-based incentive schemes of the Company (if any),

shall not exceed 15% of the total issued shares (excluding treasury shares and subsidiary holdings) of the Company on the date immediately preceding the date of grant.

The aggregate number of shares over which the RC may offer to grant options to the controlling shareholders and their associates under the Avarga Group ESOS 2018, shall not exceed 25% of the shares available under the Avarga Group ESOS 2018, provided always that the number of shares available to each controlling shareholder or each of his associates shall not exceed 10% of the shares available under the Avarga Group ESOS 2018.

Subject to any adjustment pursuant to the ESOS Rules, the exercise price for each share in respect of which an option is exercisable shall be fixed by the RC at the market price as determined in accordance with the ESOS Rules.

The exercise price of the options is determined by the RC at the average of the closing prices of the Company's ordinary shares as quoted on the Singapore Exchange for five market days immediately preceding the date of the grant. For the avoidance of doubt, the exercise price shall not be at a discount to the market price. Options granted shall only be exercisable, in whole or in part (provided that an option may be exercised in part only in respect of 100 shares or any multiple thereof), at any time, by an option holder during the exercise period.

Options granted shall be exercisable during a period commencing after the fourth anniversary of the date of grant of the option and expiring on the tenth anniversary of the date of grant of the option, subject to the following:

- (a) Up to 25% only of the shares in respect of which that option is granted may be exercised during the period commencing from the date falling immediately after the fourth anniversary of the date of grant of that option and ending on the fifth anniversary of the date of grant of that option;
- (b) Up to 25% only of the shares in respect of which that option is granted may be exercised during the period commencing from the date falling immediately after the fifth anniversary of the date of grant of that option and ending on the sixth anniversary of the date of grant of that option;
- (c) Up to 25% only of the shares in respect of which that option is granted may be exercised during the period commencing from the date falling immediately after the sixth anniversary of the date of grant of that option and ending on the seventh anniversary of the date of grant of that option;
- (d) Up to 25% only of the shares in respect of which that option is granted may be exercised during the period commencing from the date falling immediately after the seventh anniversary of the date of grant of that option and ending on the tenth anniversary of the date of grant of that option;

## REPORT ON CORPORATE GOVERNANCE

provided always that all options shall be exercised by the tenth anniversary of the relevant date of grant, failing which all unexercised options shall immediately lapse and become null and void and a grantee shall have no claim against the Company.

A feature of the Avarga Group ESOS 2018 is that options may be exercised after a participant ceases to be employed by the Group (other than arising from misconduct on the part of the option holder (as determined by the RC in its absolute discretion)). This is because it is the Company's intention to use options to pay a portion of a participant's earned bonus entitlement instead of making such payment in cash, and the participant would in effect have paid for the option upon its grant since such option represents the consideration he receives for that part of his earned bonus entitlement.

In FY2021, no options were granted under the Avarga Group ESOS 2018. No options have been granted under the Avarga Group ESOS 2018 to date.

### ACCOUNTABILITY AND AUDIT

#### Principle 9: Risk Management and Internal Controls

The Board determines the Group's levels of risk tolerance and risk policies, and oversees Management in the design, implementation and monitoring of the risk management and internal control systems, to safeguard the interests of the Company and its shareholders.

The Board also reviews the adequacy and effectiveness of the Group's internal controls (including financial, operational, compliance and information technology controls) and risk management systems annually. Such review is carried out internally.

For the financial year under review, the Board is of the view that the Group's internal controls (including financial, operational, compliance and information technology controls, and risk management systems) maintained by the Management that were in place throughout the financial year and up to the date of this Annual Report were adequate and effective, and provide reasonable, but not absolute, assurance against material financial misstatements or losses, and include the safeguarding of assets, the maintenance of proper accounting records, the reliability of financial information, compliance with appropriate legislation, regulation and best practices, and the identification and containment of business risk.

Based on the internal controls established and maintained by the Group, work performed by the internal and external auditors and reviews performed by Management, the Board and the ARMC are of the opinion that the Group's internal controls (including financial, operational, compliance and information technology controls) and risk management systems, were adequate and effective as at 31 December 2021.

## REPORT ON CORPORATE GOVERNANCE

The Board, together with the ARMC and the Management, will continue to enhance and improve the existing internal control framework to identify and address critical and significant risks relating to financial, operational, compliance and information technology. The system of internal controls established by the Group provides reasonable, but not absolute, assurance that the Group's assets and investments are safeguarded. The likelihood of achieving the internal control objectives is affected by limitations inherent in all internal control and risk management systems. The Board notes that no system of internal controls and risk management can provide absolute assurance in this regard, or absolute assurance against the occurrence of material errors, poor judgments in decision-making, human errors, losses, fraud or other irregularities.

The Board has received assurance from the CEO/Executive Director and the Executive Chairman that, as at 31 December 2021, the Group's financial records have been properly maintained and the financial statements give a true and fair view of the Group's operations and finances.

The Board has also received assurance from the CEO/Executive Director, Managing Director of Paper Manufacturing, President of Investments and Power Generation and Group Finance Manager, who are responsible, that the Group's risk management and internal control systems were adequate and effective as at 31 December 2021 to address the risks that the Group considers relevant and material to its operations.

The ARMC has been tasked to assist the Board in carrying out its responsibility of overseeing the Group's risk management framework and policies adequately.

### **Principle 10: Audit and Risk Management Committee**

As at the date of this report, the ARMC comprised five (5) directors, all of whom, are non-executive directors and the majority of whom, including the Chairman, are independent. The Chairman and all its members have recent and relevant accounting or related financial management expertise or experience.

As at the date of this report, the composition of the ARMC is as follows:

Mr. Gary Ho Kuat Foong	(Chairman)
Ms. Ng Shin Ein	(Member)
Ms. Chan Lay Hoon	(Member)
Mr. Loh Chen Peng	(Member)
Mr. Moey Weng Foong	(Member)



## REPORT ON CORPORATE GOVERNANCE

The ARMC has written terms of reference defining its role which include the following:

- (a) review the scope and results of audit of the external audit and the independence (annually), its cost effectiveness and the objectivity of the external auditors;
- (b) where the auditors also supply a substantial volume of non-audit services to the Company, the Committee shall keep the nature and extent of such services under review, seeking to maintain objectivity;
- (c) meet with the external auditors and internal auditors without the presence of the Company's Management at least once a year:
  - discuss problems and concerns, if any, arising from the internal and external audits, and any matters which the auditors may wish to discuss; and
  - review the assistance given by Management to the auditors;
- (d) determine the Company's levels of risk tolerance and risk policies, and oversee Management in the design, implementation and monitoring of the risk management and internal control systems;
- (e) review, comment and report to the Board at least annually, the adequacy and effectiveness of the Company's risk management and internal controls system;
- (f) ensure that the internal audit function is adequately resourced (staffed with persons with the relevant qualifications and experience), independent of the activities it audits and has appropriate standing within the Company;
- (g) review, at least annually, the adequacy and effectiveness of the internal audit function;
- (h) review with the external auditors:
  - the audit plan, including the nature and scope of the audit before the audit commences;
  - their evaluation of the system of internal accounting controls;
  - their audit report; and
  - their management letter and Management's response;
- (i) to ensure co-ordination where more than one audit firm is involved;

## REPORT ON CORPORATE GOVERNANCE

- (j) to review the half yearly and annual financial statements before submission to the Board for approval, focusing in particular, on:
- changes in accounting policies and practices;
  - major risk areas;
  - significant adjustments resulting from the audit;
  - the going concern statement;
  - compliance with accounting standards; and
  - compliance with stock exchange and statutory/regulatory/requirements;
- (k) review the significant financial reporting issues and judgements so as to ensure the integrity of the financial statements of the Company and any announcements relating to the Company's financial performance;
- (l) review and discuss with the external auditors, any suspected fraud or irregularity, or suspected infringement or any Singapore law, rules or regulations, which has or is likely to have a material impact on the Company's operating results or financial position, and Management's response;
- (m) review the policy and arrangements by which staff of the Company and any other persons may, in confidence, raise concerns about possible improprieties in matters of financial reporting or other matters;
- (n) review interested person transactions, if any, as defined under the requirements of the Listing Manual;
- (o) report to the Board its findings from time to time on matters arising and requiring the attention of the ARMC;
- (p) undertake such other reviews and projects as may be requested by the Board;
- (q) make recommendations to the Board on the proposals to the shareholders on the appointment, re-appointment and removal of the external auditors, and approve the remuneration and terms of engagement of the external auditors; and
- (r) disclose the following information in the Company's annual report:
- names of the members of the ARMC;
  - details of the ARMC's activities;
  - number of ARMC meetings held in that year; and
  - the attendance of individual directors at such meetings.

## REPORT ON CORPORATE GOVERNANCE

The ARMC has the authority to conduct or authorise investigations into any matter within its terms of reference, full access to and cooperation of the Management, and full discretion to invite any director or executive officer to attend its meetings, and reasonable resources to enable it to discharge its function properly. Management is invited to attend all meetings of the ARMC.

The ARMC also conducted a review of the Group's interested person transactions.

In performing its functions, the ARMC and the Audit Committee of the Group's significant subsidiary, Taiga met with its external auditors and the internal auditors, where applicable, at least annually, each without the presence of Management. The external auditor has unrestricted access to the ARMC. Reasonable resources were made available to the ARMC to enable it to discharge its functions properly.

The external auditors periodically provide briefings to members of the ARMC in relation to updates on changes in accounting standards and treatment, and their corresponding impact on financial statements, if any.

The statement of the external auditors of the Company about their reporting responsibilities for the financial statements is set out in the "**Independent Auditor's Report**" which is found in this Annual Report. During the year under review, the remuneration paid or payable to the Company's external auditors, Nexia TS Public Accounting Corporation ("**Nexia TS**") (including as auditor of subsidiary corporations by the network of member firms of Nexia International), is set out below.

<b>Service Category</b>	<b>Fees Paid/Payable (S\$'000)</b>
Audit Service	97
Non-Audit Service	12
Total Fees	<u>109</u>

The ARMC, having reviewed all non-audit services provided by the external auditors of the Company, Nexia TS, is satisfied that the nature and extent of such services would not prejudice the independence and objectivity of the external auditors and recommends to the Board, the nomination of the external auditors for re-appointment.

The external auditor of Taiga, a significant subsidiary of the Company, is Dale Matheson Carr-Hilton LaBonte, LLP ("**DMCL**"). During the year under review, the remuneration paid or payable to DMCL is set out below.

<b>Service Category</b>	<b>Fees Paid/Payable (S\$'000)</b>
Audit Service	303
Non-Audit Service	152
Total Fees	<u>455</u>

## REPORT ON CORPORATE GOVERNANCE

The external auditor of UPP Pulp & Paper (M) Sdn Bhd, a subsidiary of the Company, is Deloitte PLT, Malaysia (“**Deloitte Malaysia**”). During the year under review, the remuneration paid or payable to Deloitte Malaysia is set out below.

<b>Service Category</b>	<b>Fees Paid/Payable (S\$'000)</b>
Audit Service	31
Non-Audit Service	–
Total Fees	<u>31</u>

The Company’s external auditors, Nexia TS, is an accounting firm registered with the Accounting and Corporate Regulatory Authority. Having regard to Nexia TS’s other auditing engagements, the size and complexity of the Group and the number and experience of supervisory and professional staff assigned to the audit, the ARMC is satisfied that Nexia TS and the audit engagement partner assigned to the audit have adequate resources and experience to meet its audit obligations. In this connection, the Group confirms that it is in compliance with Rules 712 and 715 of the Listing Manual.

The ARMC does not comprise former partners or directors of the Group’s auditing firm.

The Group has adopted a Code of Business Conduct to regulate the standards of ethical conduct of the Group, which provides that its directors, officers and employees are required to observe and maintain high standards of integrity in compliance with the law, regulations and Group policies.

The Group has introduced a whistle-blowing framework, where employees of the Group may, in confidence, raise concerns about possible improprieties in matters of financial reporting and other matters. The ARMC has ensured that arrangements are in place for concerns to be raised and independently investigated, and for appropriate follow-up action to be taken. The Group commits to ensure protection of the whistleblower against detrimental or unfair treatment. Details of the whistle-blowing policies and arrangement were made available to all employees. The Group’s whistle-blowing policy can be retrieved from its website. The Group seeks to continuously improve on and increase the effectiveness of its whistle-blowing measures. As at the date of this report, there was no whistle-blowing report received.

The Group recognises the importance of the internal audit function as an integral part of an effective system of good corporate governance. The Group has established and maintains on an ongoing basis, an effective internal audit function that is adequately resourced and independent of the activities it audits. The internal audit function is independent of Management. The internal auditor has a direct and primary reporting line to the Chairman of the ARMC, with administrative reporting to the CEO/Executive Director.

The internal audit function assists the ARMC and the Board in monitoring risks and internal controls of the Group. The internal audit function is carried out by persons with the relevant qualifications and experience, is adequately resourced and has appropriate standing within the Company. The internal audit schedules and scope of internal audit work each year are determined in consultation with, but independent of, Management and are submitted to the ARMC for approval.

## REPORT ON CORPORATE GOVERNANCE

Where outsourced internal audit services are required to supplement the internal audit work for the financial year, the appointment of the internal audit firm to perform such services is approved by the ARMC. For FY2021, no internal audit firm was appointed by the Group to perform internal audit services. The internal audit function of the Company's significant subsidiary corporation, Taiga was carried out in house by the manager of Internal Audit & Process Control of Taiga for its operations. The internal audit charter ensures the internal audit department has full access to all documents, records, properties and personnel of the Group, including the ARMC, and has appropriate standing within the Group.

The Group's internal auditors for FY2021 are guided by the International Standards for the Professional Practice of Internal Auditing issued by the Institute of Internal Auditors in carrying out their internal audit.

The ARMC reviews the adequacy and effectiveness of the internal audit function of the Company at least annually during a meeting of the ARMC. For FY2021, the ARMC is of the view that the internal audit function is independent, effective and adequately resourced.

### SHAREHOLDER RIGHTS AND ENGAGEMENT

#### **Principle 11: Shareholder Rights and Conduct of General Meetings**

#### **Principle 12: Engagement with Shareholders**

The Group is committed to providing shareholders with adequate, timely and sufficient information pertaining to changes in the Group's business which could have a material impact on the share price or value.

Annual general meeting is the principal forum for dialogue with shareholders. The Board welcomes questions and comments relating to the Group's business or performance from shareholders at annual general meetings. Shareholders are given an opportunity to air their views and direct questions to the Board on matters affecting the Group. The Chairman of the Board and the respective Chairman of the ARMC, NC and RC, all other directors, Management and representatives of the external audit firm are normally present at the annual general meeting to address questions from shareholders. Details of the directors' attendance at general meetings held during the financial year is provided on page 50 of this Annual Report.

The Company tables separate resolutions at general meetings on each substantially separate issue unless the issues are interdependent and linked so as to form one significant proposal. Where the resolutions are "bundled", the Company explains the reasons and material implications in the notice of meeting. Shareholders will be informed of the procedures, including voting procedures that govern general meetings of shareholders. All resolutions are put to vote by poll and where a resolution has been put to vote, the Company will make an announcement of the detailed results showing the number of votes cast for and against each resolution and the respective percentages.

Electronic poll voting has not been adopted by the Company for the time being as the turnout of the shareholders is still considerably small and it is not cost effective to do so. The Constitution currently does not allow a shareholder to vote in absentia at general meetings, except through the appointment of a proxy, attorney or in the case of a corporation, a corporate representative to cast their vote in their stead. Minutes of general meetings are prepared and available to shareholders upon their request in accordance with applicable laws.



## REPORT ON CORPORATE GOVERNANCE

The Company also encourages active shareholder participation at its general meetings. Notices of meetings are published in the major newspaper together with explanatory notes or a circular on items of special business, at least fourteen (14) clear days before the meeting. Reports or circulars of the general meetings are despatched to all shareholders by post or by electronic transmission in accordance with the Companies Act, the Listing Manual, and the Constitution.

The Board is aware of its obligations to shareholders and has devised investor relations policies to provide regular, effective and fair communication and convey pertinent information to shareholders. In line with continuous disclosure obligations of the Company pursuant to the Listing Manual, the Board's policy is that all shareholders should be equally and timely informed of all major developments and events that impact the Group. Information is communicated to shareholders through public announcements via SGXNET, news releases where appropriate and annual reports/circulars that are sent to all shareholders and notices of general meeting are advertised. The Group does not practice selective disclosure of material information. Material information is excluded from briefings with investors or analysts, unless it has been publicly released via SGXNET before, or concurrently with, such meetings. Where there is inadvertent disclosure made to a selected group, the Group makes the same disclosure publicly to all others as soon as practicable.

In view of the current Covid-19 situation, the AGM is being convened, and will be held, by electronic means pursuant to the Covid-19 (Temporary Measures) (Alternative Arrangements for Meetings for Companies, Variable Capital Companies, Business Trusts, Unit Trusts and Debenture Holders) Order 2020. Printed copies of the notice of AGM ("**Notice**") will not be sent to shareholders. Instead, the Notice will be sent to shareholders by electronic means via publication on the Company's website at the URL <http://www.avarga.com.sg/investor-relations/sgx-announcements/>. The Notice will also be made available on the SGX's website at the URL <http://www.sgx.com/securities/company-announcements>. Alternative arrangements relating to attendance at the AGM via electronic means (including arrangements by which the AGM can be electronically accessed via live audio-visual webcast or live audio-only stream), submission of questions to the chairman of the AGM in advance of the AGM, addressing substantial and relevant questions in advance of the deadline for the lodgement of the proxy forms, and voting by appointing the chairman of the AGM as proxy at the AGM, will be put in place for the AGM to be held in April 2022.

The Company has in place an investor relations policy which allows for an ongoing exchange of views so as to actively engage and promote regular, effective and fair communications with shareholders. The investor relations policy also explains that shareholders with questions may contact the Investor Relation Officer by email to [admin@avarga.com.sg](mailto:admin@avarga.com.sg). Through that contact, the Company may respond to such questions.

## REPORT ON CORPORATE GOVERNANCE

For FY2021, the Company has paid total interim dividend of 0.84 Singapore cent per share and the Board has decided not to declare a final dividend for FY2021. As announced by the Company on 26 February 2022, the Company has cancelled its dividend policy for the following reasons:–

- (a) The future operating environment in some of our businesses may be more challenging due to local conditions and other businesses have its own capital allocation strategy and growth trajectory plans; and
- (b) As expected, central banks around the world have begun raising interest rates to battle inflation, leading to more realistic market expectations. The Company believes the prudent approach is to preserve capital to take advantage of opportunities that may arise.

The Board will continue to endeavour to maintain a balance between meeting shareholders' expectations and prudent capital management.

### MANAGING STAKEHOLDERS RELATIONSHIPS

#### Principle 13: Engagement with Stakeholders

The Board adopts a balanced approach towards the needs and interests of key stakeholders, taking into account the best interests of the Company.

To facilitate the exercise of shareholders' rights, the Company ensures that all material information relating to the Company and its financial performance is disclosed in an accurate and timely manner via SGXNET. Shareholders are also informed of rules, including voting procedures that govern the general meeting. The Company maintains a current corporate website, <http://www.avarga.com.sg/> to communicate and engage with stakeholders.

The Annual Reports sets out the Group's strategy and key areas of focus in managing stakeholder relationships.

# REPORT ON CORPORATE GOVERNANCE

## CORPORATE INFORMATION AND ADDITIONAL INFORMATION REQUIRED PURSUANT TO RULE 720(6) OF THE LISTING MANUAL OF DIRECTORS SEEKING FOR RE-ELECTION

### Particulars of Directors as at 31 December 2021

Name of Directors	Board Committees as Chairman or Member	Directorship: Date first appointed Date last re-elected	Board appointment	Directorship in other listed companies in Singapore (present)	Directorship in other listed companies in Singapore (held over preceding 3 years)
Mr. Tong Kooi Ong	–	15 March 2012 26 June 2020	Executive Chairman	3Cnergy Limited	–
Mr. Tong Ian	–	7 March 2017 26 June 2020	Chief Executive Officer/Executive Director	–	–
Mr. Gary Ho Kuat Foong	Chairman: ARMC Member: NC	31 October 2006 23 April 2021	Lead Independent Director	Secura Group Limited	–
Ms. Ng Shin Ein	Chairman: RC Member: ARMC and NC	20 April 2013 26 April 2019	Independent Director	Starhub Limited CSE Global Limited	Yanlord Land Group Limited
Ms. Chan Lay Hoon	Member: ARMC and RC	8 March 2019 23 April 2021	Non-Independent, Non-Executive Director	–	–
Mr. Loh Chen Peng	Chairman: NC Member: ARMC and RC	9 November 2019 26 June 2020	Independent Director	3Cnergy Limited	–
Mr. Moey Weng Foong	Member: ARMC	27 June 2020 23 April 2021	Independent Director	–	–

## REPORT ON CORPORATE GOVERNANCE

### Directors standing for re-election at the AGM

The following information relating to Mr. Loh Chen Peng and Ms. Ng Shin Ein, each of whom is standing for re-election as a director in accordance with the Constitution, is provided pursuant to Rule 720(6) of the Listing Manual. Ms. Ng Shin Ein will also be seeking for approval for her continued appointment as an independent director pursuant to Rule 210(5)(d)(iii) of the Listing Manual at the AGM.

Name of Director	Mr. Loh Chen Peng	Ms. Ng Shin Ein
Date of Appointment	9 November 2019	20 April 2013
Date of last re-appointment (if applicable)	26 June 2020	26 April 2019
Age	68	47
Country of principal residence	Malaysia	Singapore
<b>The Board's comments on this appointment (including rationale, selection criteria, board diversity considerations, and the search and nomination process)</b>	The NC noted that in accordance with the Constitution, Mr. Loh Chen Peng shall be required to retire at the AGM. The Board having considered among others, the recommendation of the NC and the qualifications and work experience of Mr. Loh, is of the view that he is suitable for re-election as an independent director, the chairman of NC and a member of ARMC and RC.	The NC and the Board have determined that Ms. Ng Shin Ein remains objective and independent-minded in Board deliberations. Her vast experience enables her to provide the Board and the various Board Committees on which she serves, with pertinent experience and competence to facilitate sound decision-making and that her length of service does not in any way interfere with her exercises of independent judgement nor hinder her ability to act in the best interests of the Company. The NC and the Board proposed for the (1) re-election and re-nomination in accordance with the Constitution; and (2) continued appointment pursuant to Rule 210(5)(d)(iii) of the Listing Manual. If passed, Ms. Ng will remain as an independent director, the chairman of RC and a member of ARMC and NC.

## REPORT ON CORPORATE GOVERNANCE

Name of Director	Mr. Loh Chen Peng	Ms. Ng Shin Ein
<b>Whether appointment is executive, and if so, the area of responsibility</b>	Non-Executive, Independent Director	Non-Executive, Independent Director
<b>Job Title</b>	Independent Director, Chairman of NC, Member of ARMC and RC	Independent Director, Chairman of RC, Member of ARMC and NC
<b>Professional qualifications</b>	Malaysian Institute of Certified Public Accountants.	Advocate and solicitor of the Supreme Court, Singapore. Degree in Law (LLB Honours) from Queen Mary and Westfield College, University of London, and Postgraduate Diploma in Singapore Law from National University of Singapore
<b>Working experience and occupation(s) during the past 10 years</b>	Please refer to the “ <b>Board of Directors</b> ” section of this Annual Report	Please refer to the “ <b>Board of Directors</b> ” section of this Annual Report
<b>Shareholding interest in the listed issuer and its subsidiaries</b>	No	No
<b>Any relationship (including immediate family relationships) with any existing director, existing executive officer, the Company and/or substantial shareholder of the Company or of any of its principal subsidiaries</b>	No	No
<b>Conflict of interest (including any competing business)</b>	No	Not aware of any
<b>Undertaking (in the format set out in Appendix 7.7) under Rule 720(1) has been submitted to the Company</b>	Yes	Yes

## REPORT ON CORPORATE GOVERNANCE

Name of Director	Mr. Loh Chen Peng	Ms. Ng Shin Ein
<p><b>Other Principal Commitments including Directorships – Past (for the last 5 years) and Present</b></p>	<p><b>Past directorships:</b></p> <ol style="list-style-type: none"> <li>1. Berjaya Media Berhad</li> <li>2. Reversemortgage Sdn Bhd</li> <li>3. Seed2Treee Sdn Bhd</li> <li>4. Bermaz Auto Berhad</li> <li>5. Tropicana Corporation Berhad</li> </ol> <p><b>Present directorships:</b></p> <ol style="list-style-type: none"> <li>1. Juara Sergap Sdn Bhd</li> <li>2. 3Cnergy Limited</li> <li>3. Ukur Reka Sdn Bhd</li> </ol>	<p><b>Past directorships:</b></p> <ol style="list-style-type: none"> <li>1. NTUC Fairprice Cooperative Limited</li> <li>2. Eu Yan Sang International Ltd</li> <li>3. Sabana Shari’ah Compliant Industrial Real Estate Investment Trust</li> <li>4. First Resources Limited</li> <li>5. Yanlord Land Group Limited</li> <li>6. Dreamscape Networks Limited</li> </ol> <p><b>Present directorships:</b></p> <ol style="list-style-type: none"> <li>1. Starhub Limited</li> <li>2. Singapore Land Group Limited (SingLand)</li> <li>3. Grab Holdings Inc.</li> <li>4. CSE Global Limited</li> <li>5. Singapore International Foundation</li> </ol>
<p><b>Disclosure on the following matters concerning the Director:</b></p>		
<p><b>(a) Whether at any time during the last 10 years, an application or a petition under any bankruptcy law of any jurisdiction was filed against him or against a partnership of which he was a partner at the time when he was a partner or at any time within 2 years from the date he ceased to be a partner?</b></p>	<p>No</p>	<p>No</p>

## REPORT ON CORPORATE GOVERNANCE

Name of Director	Mr. Loh Chen Peng	Ms. Ng Shin Ein
<p><b>(b) Whether at any time during the last 10 years, an application or a petition under any law of any jurisdiction was filed against an entity (not being a partnership) of which he was a director or an equivalent person or a key executive, at the time when he was a director or an equivalent person or a key executive of that entity or at any time within 2 years from the date he ceased to be a director or an equivalent person or a key executive of that entity, for the winding up or dissolution of that entity or, where that entity is the trustee of a business trust, that business trust, on the ground of insolvency?</b></p>	No	No
<p><b>(c) Whether there is any unsatisfied judgment against him?</b></p>	No	No
<p><b>(d) Whether he has ever been convicted of any offence, in Singapore or elsewhere, involving fraud or dishonesty which is punishable with imprisonment, or has been the subject of any criminal proceedings (including any pending criminal proceedings of which he is aware) for such purpose?</b></p>	No	No



## REPORT ON CORPORATE GOVERNANCE

Name of Director	Mr. Loh Chen Peng	Ms. Ng Shin Ein
<p>(e) Whether he has ever been convicted of any offence, in Singapore or elsewhere, involving a breach of any law or regulatory requirement that relates to the securities or futures industry in Singapore or elsewhere, or has been the subject of any criminal proceedings (including any pending criminal proceedings of which he is aware) for such breach?</p>	No	No
<p>(f) Whether at any time during the last 10 years, judgment has been entered against him in any civil proceedings in Singapore or elsewhere involving a breach of any law or regulatory requirement that relates to the securities or futures industry in Singapore or elsewhere, or a finding of fraud, misrepresentation or dishonesty on his part, or he has been the subject of any civil proceedings (including any pending civil proceedings of which he is aware) involving an allegation of fraud, misrepresentation or dishonesty on his part?</p>	No	No



## REPORT ON CORPORATE GOVERNANCE

Name of Director	Mr. Loh Chen Peng	Ms. Ng Shin Ein
<b>(g) Whether he has ever been convicted in Singapore or elsewhere of any offence in connection with the formation or management of any entity or business trust?</b>	No	No
<b>(h) Whether he has ever been disqualified from acting as a director or an equivalent person of any entity (including the trustee of a business trust), or from taking part directly or indirectly in the management of any entity or business trust?</b>	No	No
<b>(i) Whether he has ever been the subject of any order, judgment or ruling of any court, tribunal or governmental body, permanently or temporarily enjoining him from engaging in any type of business practice or activity?</b>	No	No
<b>(j) Whether he has ever, to his knowledge, been concerned with the management or conduct, in Singapore or elsewhere, of the affairs of:–</b>		
<b>(i) any corporation which has been investigated for a breach of any law or regulatory requirement governing corporations in Singapore or elsewhere; or</b>	No	No



## REPORT ON CORPORATE GOVERNANCE

Name of Director	Mr. Loh Chen Peng	Ms. Ng Shin Ein
(ii) any entity (not being a corporation) which has been investigated for a breach of any law or regulatory requirement governing such entities in Singapore or elsewhere; or	No	No
(iii) any business trust which has been investigated for a breach of any law or regulatory requirement governing business trusts in Singapore or elsewhere; or	No	No
(iv) any entity or business trust which has been investigated for a breach of any law or regulatory requirement that relates to the securities or futures industry in Singapore or elsewhere,	No	No
in connection with any matter occurring or arising during that period when he was so concerned with the entity or business trust?		

## REPORT ON CORPORATE GOVERNANCE

Name of Director	Mr. Loh Chen Peng	Ms. Ng Shin Ein
<b>(k) Whether he has been the subject of any current or past investigation or disciplinary proceedings, or has been reprimanded or issued any warning, by the Monetary Authority of Singapore or any other regulatory authority, exchange, professional body or government agency, whether in Singapore or elsewhere?</b>	No	No
<b>(Applicable to appointment of director only) Any prior experience as a Director of an issuer listed on the Exchange?</b>	Not applicable	Not applicable

The information on each director's academic and professional qualifications, working experience, shareholdings, directorship and other principal commitments is presented in the "**Board of Directors**" and "**Directors' Statement**" sections of this Annual Report.

# REPORT ON CORPORATE GOVERNANCE

## Attendance at Board, Board Committees and General Meetings during the financial year ended 31 December 2021

Directors	Board		ARMC		NC		RC		AGM	
	No. of meetings	Attendance	No. of meetings	Attendance	No. of meetings	Attendance	No. of meetings	Attendance	No. of meetings	Attendance
Mr. Tong Kooi Ong	2	2	N.A.	N.A.	N.A.	N.A.	N.A.	N.A.	1	1
Mr. Tong Ian	2	2	N.A.	N.A.	N.A.	N.A.	N.A.	N.A.	1	1
Mr. Gary Ho Kuat Foong	2	2	2	2	1	1	N.A.	N.A.	1	1
Ms. Ng Shin Ein	2	1	2	2	1	1	1	1	1	1
Ms. Chan Lay Hoon	2	2	2	2	N.A.	N.A.	1	1	1	1
Mr. Loh Chen Peng	2	2	2	2	1	1	1	1	1	1
Mr. Moey Weng Foong	2	2	2	2	N.A.	N.A.	N.A.	N.A.	1	1

## DEALING IN SECURITIES

In line with Rule 1207(19) of the Listing Manual, the Group has issued a policy on share dealings by the Company and the directors and key officers of the Group, setting out the implications of insider trading and recommendations of the best practices set out in Rule 1207(19) of the Listing Manual. The Group adopts a code of conduct to provide guidance to its directors and officers with regard to dealing by the Company and its directors and officers in the Company's shares, which includes an annual declaration by the Company's directors and officers with regard to securities trading and disclosure by the Company's directors and officers when they deal in the Company's shares. In addition, the policy also states that an officer should not deal in the Company's securities on short-term considerations.

The Group also issues periodic circulars to its directors, officers and employees reminding them that there must be no dealings in the Company's shares during the period commencing one (1) month before the announcement of the Group's half yearly and full year financial results, as the case may be, and if they are in possession of unpublished material and price-sensitive information.

The Company has complied with Rule 1207(19) of the Listing Manual.

# REPORT ON CORPORATE GOVERNANCE

## INTERESTED PERSON TRANSACTIONS POLICY

The Company has adopted an internal policy in respect of any transaction with interested persons and has set out the procedures for review and approval of the Company's interested person transactions.

The Group has not obtained a general mandate from shareholders for interested person transactions.

Particulars of the interested person transaction(s) for the FY2021, disclosed in accordance with Rule 907 of the Listing Manual were set out below:

Name of interested person	Nature of relationship	Aggregate value of all interested person transactions during the financial year under review (excluding transactions less than S\$100,000 and transactions conducted under shareholders' mandate pursuant to Rule 920)	Aggregate value of all interested person transactions conducted under shareholders' mandate pursuant to Rule 920 (excluding transactions less than S\$100,000)
Nil	Nil	Nil	Nil

## UPDATE ON USE OF PROCEEDS

### Bonus Share Warrants

As announced on 13 February 2017, the Company issued and allotted 836,667,121 free bonus warrants to shareholders on the basis of one (1) warrant for every one (1) existing ordinary share pursuant to a bonus warrants issue approved at the extraordinary general meeting held on 31 January 2017. The bonus warrants carried the right to subscribe for one (1) new share at the exercise price of S\$0.37 for each new share and were listed and quoted on the SGX-ST on 16 February 2017.

As announced on 5 October 2016, the bonus warrants were issued in registered form and constituted by a deed poll setting out the terms and conditions of the Warrants (the "**Deed Poll**"). Each bonus warrant, subject to the terms and conditions in the Deed Poll, carry the right to subscribe for one (1) new share at the exercise price during the period commencing on and including the date six (6) months from the date of listing of the bonus warrants on the Official List of Singapore Exchange Securities Trading Limited and expiring at 5.00 p.m. on the market day immediately preceding the third (3rd) anniversary of the date of issue of the bonus warrants, unless such date is a date on which the register of members of the Company is closed or is not a market day, in which event the bonus warrants shall expire on the date prior to the closure of the register of members of the Company or on the immediately preceding market day, as the case may be (the "**Exercise Period**").

## REPORT ON CORPORATE GOVERNANCE

On 12 February 2020, the outstanding bonus warrants of 836,627,900 had expired.

As at 13 February 2020, the Company has issued 39,221 ordinary shares arising from the exercise of bonus warrants at S\$0.37 per share.

The total proceeds received by the Company is approximately S\$15,000.

The Board will continue to make periodic announcements on the utilisation of the proceeds arising from the exercise of warrants until the whole of the proceeds has been fully disbursed.

### CORPORATE SOCIAL RESPONSIBILITY

We are committed to positively impacting those around us and contributing to the broader communities in which we operate, and society as a whole.

The Group's Corporate Social Responsibility ("**CSR**") efforts are largely focused on Myanmar, where we see room to help improve living and education standards. Over the past few years, we have helped two schools in Myanmar, with a primary focus on a government primary school near our power plant, No. 16 Basic Education Primary School, Insein township, which is home to over 800 students.

We started our CSR activities in the school in Yangon, in 2015 by replacing two-thirds of its old furniture with new desks and chairs to accommodate some 200 pupils per session. In 2016, we took a major step further to improve conditions for the school. We spent US\$50,000 to construct a new 900 sq ft air-conditioned multi-media hall, and equipped it with 31 sets of new computers, accessories, desks and chairs. We hope to equip the pupils with better computer and literacy skills, and a bigger desire to learn.

The multi-media hall has become the pride of the school and the community. With this, the school also has one of the most advanced facilities among government primary schools, despite being located in one of the economically poorer townships in Yangon.

In 2017, we identified another government school that was in need of funds for repair, No.149 Basic Education Post-Primary School in Kanyatgyi Village, Kanma Township, Magway Region, located some 400 miles from Yangon. In 2018, we completed the construction of a new 2,700 sq ft school building and donated a set of uniforms, books and a school bag for each of the school's 203 students.

In 2018 and 2019, we focused our CSR efforts back on the school in Insein, Yangon. In 2018, we constructed a school hall and meal area measuring 1,800 sq ft for the school. We also donated a set of uniforms, books and a school bag for each of the school's 830 students. We constructed a new 605 ft length perimeter concrete wall and contributed towards the establishment and furnishing of a library in the school in 2019. That same year, we donated school uniforms and books to all 887 students of the school for the 2019 to 2020 academic year. Having made substantial improvements to the school's infrastructure and facilities over the years, it did not need further funding in 2020-2021.

## REPORT ON CORPORATE GOVERNANCE

With the Covid-19 pandemic, we shifted much of our group CSR efforts to focus on combating the spread of the virus in 2020-21, supporting our dedicated frontline healthcare workers and helping the affected communities in areas where we operate in.

In Myanmar, we repaired an overhead water tank that was supplying water to the housing area near our power plant. We contributed 48 million kyat (or US\$37,200) in 2020 to repair the tank with capacity of over 50,000 gallons and weighing over 200 tonnes.

In 2021, we donated 2 units of oxygen concentrators to Electric Power Generation Enterprise (EPGE) for the use of residents in Insein township. We also put in an additional new container home at the power plant for the plant operators, to minimise travelling.

In Malaysia, UPP Pulp & Paper (M) Sdn Bhd contributed towards The Edge Covid-19 Equipment Fund in 2020. The fund aimed to raise donations from the corporate sector to buy medical equipment such as ventilators, protective suits and masks, to assist Malaysia's medical facilities and healthcare workers. We were one of the first donors to the fund, which has since gone a long way in procuring medical equipment for government hospitals and healthcare staff in the critical early stages of the pandemic, when the healthcare system was under severe strain and medical supplies were limited.

We have also donated RM60,000 over 2020-21 to Persatuan Kebajikan Amal Da Ai Malaysia, a non-profit charitable childcare centre looking after mentally and physically handicapped children.

In Singapore, we have pledged to donate a total of S\$250,000 from 2018-2023, comprising annual donations of S\$50,000 per year over 5 years, to the Singapore National Gallery to support and promote Singapore's arts and cultural heritage.

In Canada, Taiga Building Products created the Taiga Community Fund to support customers and organisations in need through difficult times. The fund has made donations to recipients in every province in Canada, including Abbotsford Food Bank, Kelowna's Women's Shelter and Coast Mental Health in British Columbia, the Arthouse for Children and Youth and Children's Aid Foundation of Halton in Ontario; and the Big Brothers Big Sisters Foundations in both Nova Scotia and Prince Edward Island. We also provide scholarships to the children of our employees.



# REPORT ON CORPORATE GOVERNANCE

## SUSTAINABILITY REPORT

Avarga has adopted a formalised reporting approach by applying the industry recognised international reporting framework, Global Reporting Initiative Standards: Core option and the requirements of SGX-ST Listing Rules 711A and 711B in preparing our sustainability report.

The sustainability report covers data and information from 1 January 2021 to 31 December 2021 (“**FY2021**”) and outlines the Group’s achievements and performance towards Environmental, Social and Governance issues.

The Company is working towards the issuance of its sustainability report for FY2021 by 31 May 2022 and such report will be made available to shareholders on the SGXNET and the Company’s website in due course.





## DIRECTORS' STATEMENT

FOR THE FINANCIAL YEAR ENDED 31 DECEMBER 2021

The directors present their statement to the members together with the audited financial statements of the Group for the financial year ended 31 December 2021 and the balance sheet of the Company as at 31 December 2021.

In the opinion of the directors,

- (a) the balance sheet of the Company and the consolidated financial statements of the Group as set out on pages 66 to 149 are drawn up so as to give a true and fair view of the financial position of the Company and of the Group as at 31 December 2021 and the financial performance, changes in equity and cash flows of the Group for the financial year covered by the consolidated financial statements; and
- (b) at the date of this statement, there are reasonable grounds to believe that the Company will be able to pay its debts as and when they fall due.

### Directors

The directors of the Company in office at the date of this statement are as follows:

Tong Kooi Ong	(Executive Chairman)
Tong Ian	(Chief Executive Officer)
Gary Ho Kuat Foong	
Ng Shin Ein	
Chan Lay Hoon	
Loh Chen Peng	
Moey Weng Foong	

### Arrangements to enable directors to acquire shares and debentures

Neither at the end of nor at any time during the financial year was the Company a party to any arrangement whose object was to enable the directors of the Company to acquire benefits by means of the acquisition of shares in, or debentures of, the Company or any other body corporate, other than as disclosed under “**Share options**” in this statement.

# DIRECTORS' STATEMENT

FOR THE FINANCIAL YEAR ENDED 31 DECEMBER 2021

## Directors' interests in shares or debentures

According to the register of directors' shareholdings, none of the directors holding office at the end of the financial year had any interest in the shares or debentures of the Company or its related corporations, except as follows:

	Holdings registered in name of director or nominee		Holdings in which a director is deemed to have an interest	
	At 31.12.2021	At 1.1.2021	At 31.12.2021	At 1.1.2021
<b>Company</b>				
(No. of ordinary shares)				
Tong Kooi Ong	–	–	295,364,000	295,364,000
Tong Ian	–	–	2,800,000	2,800,000
Moey Weng Foong	625,000	625,000	–	–

Mr Tong Kooi Ong, who by virtue of his interest of not less than 20% of the issued share capital of the Company, is deemed to have an interest in the whole of the share capital of the Company's wholly owned subsidiary corporations and in the shares held by the Company in the following subsidiary corporations that are not wholly owned by the Group:

	At 31.12.2021	At 1.1.2021
<b>Taiga Building Products Ltd.</b>		
– No. of ordinary shares	108,208,963	108,541,557

The directors' interests in the ordinary shares of the Company as at 21 January 2022 were the same as those as at 31 December 2021.

## Share options

### Avarga Group Employees' Share Option Scheme 2018

The Avarga Group Employees' Share Option Scheme 2018 (the "**Option Scheme**") for executive directors and confirmed employees of the Group (the "**Participant**") was approved by members of the Company at an Extraordinary General Meeting on 27 April 2018. The Option Scheme is administered by the Remuneration Committee ("**RC**").

The purpose of the Option Scheme is to provide an opportunity for employees of the Group who have contributed significantly to the growth and performance of the Group, as well as executive directors who satisfy the eligibility criteria as set out in the rules of the Option Scheme ("**Option Scheme Rules**"), to participate in the equity of the Company so as to motivate them to greater dedication, loyalty and higher standards of performance, and to give recognition to past contributions and services. Additionally, the Option Scheme will help the Group to attract and retain the services of appropriate, qualified and experienced employees who would be able to contribute to the Group's business and operations.



## DIRECTORS' STATEMENT

FOR THE FINANCIAL YEAR ENDED 31 DECEMBER 2021

### Share options (Continued)

#### Avarga Group Employees' Share Option Scheme 2018 (Continued)

Under the Option Scheme, any Executive Director or confirmed employee of the Group selected by the RC to participate in the Option Scheme in accordance with the Option Scheme Rules who have, among other things, been in the employment of the Group for a period of at least 12 months, or such shorter period as the RC may determine, shall be eligible to participate in the Option Scheme. Controlling shareholders and their associates are also eligible to participate in the Option Scheme. Under the Option Scheme, the number of shares comprised in options offered to a participant shall be determined at the absolute discretion of the RC, who shall take into account, where applicable, criteria such as the bonus earned by the participant in any particular year, rank, past performance, years of service and potential contribution of the participant.

The aggregate number of shares over which the RC may offer to grant options on any date, when added to:

- (a) the aggregate number of new shares issued and issuable in respect of all other share-based incentive schemes of the Company (if any); and
- (b) the number of treasury shares and subsidiary holdings delivered in respect of the options granted under all other share-based incentive schemes of the Company (if any),

shall not exceed 15% of the issued shares (excluding treasury shares and subsidiary holdings) of the Company on the date immediately preceding the date of grant.

The aggregate number of shares over which the RC may offer to grant options to the controlling shareholders and their associates under the Option Scheme, shall not exceed 25% of the shares available under the Option Scheme, provided always that the number of shares available to each controlling shareholder or each of his associates shall not exceed 10% of the shares available under the Option Scheme.

Subject to any adjustment pursuant to the Option Scheme Rules, the exercise price for each share in respect of which an option is exercisable shall be fixed by the RC at the market price as determined in accordance with the Option Scheme Rules.

The exercise price of the options is determined by the RC at the average of the closing prices of the Company's ordinary shares as quoted on the Singapore Exchange for five market days immediately preceding the date of the grant. For the avoidance of doubt, the exercise price shall not be at a discount to the market price. Options granted shall only be exercisable, in whole or in part (provided that an Option may be exercised in part only in respect of 100 shares or any multiple thereof), at any time, by an Option holder during the exercise period. Options granted shall be exercisable during a period commencing after the fourth anniversary of the date of grant of the option and expiring on the tenth anniversary of the date of grant of the option, subject to the following:

- (a) Up to 25% only of the shares in respect of which that option is granted may be exercised during the period commencing from the date falling immediately after the fourth anniversary of the date of grant of that option and ending on the fifth anniversary of the date of grant of that option;



# DIRECTORS' STATEMENT

FOR THE FINANCIAL YEAR ENDED 31 DECEMBER 2021

## Share options (Continued)

### Avarga Group Employees' Share Option Scheme 2018 (Continued)

- (b) Up to 25% only of the Shares in respect of which that option is granted may be exercised during the period commencing from the date falling immediately after the fifth anniversary of the date of grant of that option and ending on the sixth anniversary of the date of grant of that option;
- (c) Up to 25% only of the shares in respect of which that option is granted may be exercised during the period commencing from the date falling immediately after the sixth anniversary of the date of grant of that option and ending on the seventh anniversary of the date of grant of that option;
- (d) Up to 25% only of the shares in respect of which that option is granted may be exercised during the period commencing from the date falling immediately after the seventh anniversary of the date of grant of that option and ending on the tenth anniversary of the date of grant of that option;

provided always that all options shall be exercised by the tenth anniversary of the relevant date of grant, failing which all unexercised options shall immediately lapse and become null and void and a grantee shall have no claim against the Company.

A feature of the Option Scheme is that Options may be exercised after a Participant ceases to be employed by the Group (other than arising from misconduct on the part of the Option Holder (as determined by the Committee in its absolute discretion)). This is because it is the Company's intention to use Options to pay a portion of a Participant's earned bonus entitlement instead of making such payment in cash, and the Participant would in effect have paid for the Option upon its grant since such Option represents the consideration he receives for that part of his earned bonus entitlement.

There were no options granted during the financial year, including options to controlling shareholders of the Company or their associates (as defined in the Listing manual of Singapore Exchange Securities Trading Limited), to subscribe for unissued shares of the Company.

No shares have been issued during the financial year by virtue of the exercise of options to take up unissued shares of the Company or its subsidiary corporations.

There were no unissued shares of the Company or its subsidiary corporations under options at the end of the financial year.

# DIRECTORS' STATEMENT

FOR THE FINANCIAL YEAR ENDED 31 DECEMBER 2021

## Audit and Risk Management Committee (“ARMC”)

The members of the ARMC at the end of the financial year were as follows:

Gary Ho Kuat Foong (Chairman)  
Ng Shin Ein  
Chan Lay Hoon  
Loh Chen Peng  
Moey Weng Foong

All members of the ARMC are non-executive directors. The majority of the members, including the Chairman, are independent.

The ARMC carried out its functions in accordance with Section 201B(5) of the Singapore Companies Act 1967. In performing those functions, the ARMC reviewed:

- the scope and the results of internal audit procedures with the internal auditor;
- the audit plan of the Company’s independent auditor and any recommendations on internal accounting controls arising from the statutory audit;
- the assistance given by the Company’s management to the independent auditor; and
- the balance sheet of the Company as at 31 December 2021 and the consolidated financial statements of the Group for the financial year then ended before their submission to the Board of Directors.

The ARMC has recommended to the Board that the independent auditor, Nexia TS Public Accounting Corporation, be nominated for re-appointment at the forthcoming Annual General Meeting of the Company.

## Independent Auditor

The independent auditor, Nexia TS Public Accounting Corporation, has expressed its willingness to accept re-appointment.

On behalf of the directors



**Tong Kooi Ong**  
*Director*



**Tong Ian**  
*Director*

**25 March 2022**

# INDEPENDENT AUDITOR'S REPORT

TO THE MEMBERS OF AVARGA LIMITED

## Report on the Audit of the Financial Statements

### *Our Opinion*

We have audited the accompanying financial statements of Avarga Limited (the "**Company**") and its subsidiary corporations (the "**Group**"), which comprise the consolidated balance sheet of the Group and the balance sheet of the Company as at 31 December 2021, and the consolidated statement of comprehensive income, consolidated statement of changes in equity and consolidated statement of cash flows of the Group for the financial year then ended, and notes to the financial statements, including a summary of significant accounting policies, as set out on pages 66 to 149.

In our opinion, the accompanying consolidated financial statements of the Group and the balance sheet of the Company are properly drawn up in accordance with the provisions of the Singapore Companies Act 1967 (the "**Act**") and Singapore Financial Reporting Standards (International) ("**SFRS(I)s**") so as to give a true and fair view of the consolidated financial position of the Group and the financial position of the Company as at 31 December 2021 and of the consolidated financial performance, consolidated changes in equity and consolidated cash flows of the Group for the financial year ended on that date.

### *Basis for Opinion*

We conducted our audit in accordance with Singapore Standards on Auditing ("**SSAs**"). Our responsibilities under those standards are further described in the *Auditor's Responsibilities for the Audit of the Financial Statements* section of our report. We are independent of the Group in accordance with the Accounting and Corporate Regulatory Authority ("**ACRA**") *Code of Professional Conduct and Ethics for Public Accountants and Accounting Entities* ("**ACRA Code**") together with the ethical requirements that are relevant to our audit of the financial statements in Singapore, and we have fulfilled our other ethical responsibilities in accordance with these requirements and the ACRA Code. We believe that the audit evidence we have obtained is sufficient and appropriate to provide a basis for our opinion.

### *Key Audit Matters*

Key audit matters are those matters that, in our professional judgement, were of most significance in our audit of the financial statements of the current year. These matters were addressed in the context of our audit of the financial statements as a whole, and in forming our opinion thereon, and we do not provide a separate opinion on these matters.

# INDEPENDENT AUDITOR'S REPORT

TO THE MEMBERS OF AVARGA LIMITED

## Key Audit Matters (Continued)

Key audit matter	How our audit addressed the matter
<p><b>Impairment of non-financial assets – Goodwill</b> (Refer to Note 2.10(a), Note 3.1(a) and Note 13(a) to the financial statements)</p> <p>As at 31 December 2021, goodwill recognised in the consolidated balance sheet in relation to the acquisition of Taiga Building Products Ltd. (“<b>Taiga</b>”) on 31 January 2017 and Exterior Wood, Inc. (“<b>EWI</b>”) on 31 July 2018 amounted to \$22.5 million and \$10.5 million respectively.</p> <p>SFRS(I) 1-36 <i>Impairment of Assets</i> requires goodwill to be tested for impairment annually and whenever there is indication that goodwill may be impaired. In performing the impairment assessment of the carrying amount of goodwill, the recoverable amounts of cash-generating-units (“<b>CGU</b>”) in which goodwill has been attributable to, are determined using value-in-use calculation using discounted cash flows, which involved significant judgements in estimating the gross margin, weighted average growth rate and discount rate. Based on the impairment test, management concluded that no impairment was required for the goodwill allocated to both Taiga and EWI as at 31 December 2021.</p> <p>We considered the audit of management’s impairment assessment of goodwill to be a key audit matter due to the magnitude of the amounts recognised in the financial statements. In addition, the assessment process involved significant management estimates and was based on assumptions that are affected by future market and economic conditions.</p>	<p>We have discussed with management and with the assistance of our internal valuation specialists, we have carried out the following procedures:</p> <ul style="list-style-type: none"> <li>• Critically evaluated whether the methodology used by management to determine the recoverable amount of goodwill complies with SFRS(I) 1-36 <i>Impairment of Assets</i> and assessed the appropriateness of the inclusion of all relevant assets and liabilities in the carrying amounts of CGU.</li> <li>• Analysed the projected cash flows used in the value-in-use calculation to determine whether they are reasonable and that assumptions used are supportable taking into consideration each CGU’s current and past performances, management’s future plan and expectation of market developments, as well as our understanding of the business climate for the building products industry and the impact of COVID-19 pandemic.</li> <li>• Evaluated the reasonableness and reviewed the appropriateness of key assumptions used by management such as the estimated gross margin, growth rate and discount rate, by benchmarking and comparing against historical data, peer information and other market data. Particularly for discount rate, recalculation and benchmarking of discount rate applied was performed with involvement of our internal valuation specialist.</li> <li>• Evaluated management’s sensitivity analysis of the recoverable amounts and assessed the impact to the recoverable amounts when reasonable possible changes to the key assumptions are made.</li> <li>• Reviewed the adequacy of the disclosures made in relation to the impairment assessment of goodwill in the financial statements.</li> </ul>



# INDEPENDENT AUDITOR'S REPORT

TO THE MEMBERS OF AVARGA LIMITED

## Key Audit Matters (Continued)

Key audit matter	How our audit addressed the matter
<p><b>Revenue recognition – Wholesale of building products and trading of paper products</b> (Refer to Note 2.3(i), Note 2.3(ii) and Note 26 to the financial statements)</p> <p>The Group derives revenue primarily from wholesale of building products and trading of paper products which are recognised at a point in time, i.e. when the control of the products has been transferred to the customers, being when the products are shipped to the customers in instances where the customers arrange for shipments or upon delivery for instances in which the Group arranges for shipments.</p> <p>During the financial year ended 31 December 2021, the Group recognised revenue from wholesale of building products and trading of paper products of \$2,377.8 million and \$46.8 million respectively.</p> <p>We focus on this area as a key audit matter as there is presumed fraud risk with regards to revenue recognition and revenue is one the key performance indicators of the Group. The potential existence of management override controls and large volume of transactions also increase the inherent risk of material misstatement in the amount of revenue reported.</p>	<p>In obtaining sufficient audit evidence, the following procedures have been performed:</p> <ul style="list-style-type: none"> <li>• Evaluated management’s assessment of the application of SFRS(I) 15 <i>Revenue from Contracts with Customers</i> and considered the appropriateness of the Group’s revenue recognition accounting policies.</li> <li>• Evaluated the design and implementation of internal controls relating to revenue and tested the operating effectiveness.</li> <li>• Performed analytical procedures to identify unusual fluctuations or trends and areas where there is a higher risk of misstatement.</li> <li>• Performed substantive test of details of revenue transactions throughout the financial year and sales cut-off test to ascertain that sales have been properly taken up in the correct financial year.</li> <li>• Reviewed terms of rebate and other rebates incentive arrangements with customers and performed substantive procedures to ascertain that revenue recognised is measured correctly. Where amounts of rebates incentives require judgement/estimate, reviewed management’s judgement/estimate for reasonability.</li> <li>• Reviewed management journal entries posted to revenue for evidence of fraud.</li> <li>• Reviewed credit notes issued subsequent to the financial year end and ascertained that revenue is adjusted accordingly, if any.</li> </ul>





## INDEPENDENT AUDITOR'S REPORT

TO THE MEMBERS OF AVARGA LIMITED

### *Other Information*

Management is responsible for the other information. The other information comprises the information included in the annual report, but does not include the financial statements and our auditor's report thereon.

Our opinion on the financial statements does not cover the other information and we do not express any form of assurance conclusion thereon.

In connection with our audit of the financial statements, our responsibility is to read the other information and, in doing so, consider whether the other information is materially inconsistent with the financial statements or our knowledge obtained in the audit or otherwise appears to be materially misstated. If, based on the work we have performed, we conclude that there is a material misstatement of this other information, we are required to report that fact. We have nothing to report in this regard.

### *Responsibilities of Management and Directors for the Financial Statements*

Management is responsible for the preparation of financial statements that give a true and fair view in accordance with the provisions of the Act and SFRS(I)s, and for devising and maintaining a system of internal accounting controls sufficient to provide a reasonable assurance that assets are safeguarded against loss from unauthorised use or disposition; and transactions are properly authorised and that they are recorded as necessary to permit the preparation of true and fair financial statements and to maintain accountability of assets.

In preparing the financial statements, management is responsible for assessing the Group's ability to continue as a going concern, disclosing, as applicable, matters related to going concern and using the going concern basis of accounting unless management either intends to liquidate the Group or to cease operations, or has no realistic alternative but to do so.

The directors' responsibilities include overseeing the Group's financial reporting process.

### *Auditor's Responsibilities for the Audit of the Financial Statements*

Our objectives are to obtain reasonable assurance about whether the financial statements as a whole are free from material misstatement, whether due to fraud or error, and to issue an auditor's report that includes our opinion. Reasonable assurance is a high level of assurance, but is not a guarantee that an audit conducted in accordance with SSAs will always detect a material misstatement when it exists. Misstatements can arise from fraud or error and are considered material if, individually or in the aggregate, they could reasonably be expected to influence the economic decisions of users taken on the basis of these financial statements.

# INDEPENDENT AUDITOR'S REPORT

TO THE MEMBERS OF AVARGA LIMITED

## *Auditor's Responsibilities for the Audit of the Financial Statements (Continued)*

As part of an audit in accordance with SSAs, we exercise professional judgement and maintain professional scepticism throughout the audit. We also:

- Identify and assess the risks of material misstatement of the financial statements, whether due to fraud or error, design and perform audit procedures responsive to those risks, and obtain audit evidence that is sufficient and appropriate to provide a basis for our opinion. The risk of not detecting a material misstatement resulting from fraud is higher than for one resulting from error, as fraud may involve collusion, forgery, intentional omissions, misrepresentations, or the override of internal control.
- Obtain an understanding of internal control relevant to the audit in order to design audit procedures that are appropriate in the circumstances, but not for the purpose of expressing an opinion on the effectiveness of the Group's internal control.
- Evaluate the appropriateness of accounting policies used and the reasonableness of accounting estimates and related disclosures made by management.
- Conclude on the appropriateness of management's use of the going concern basis of accounting and, based on the audit evidence obtained, whether a material uncertainty exists related to events or conditions that may cast significant doubt on the Group's ability to continue as a going concern. If we conclude that a material uncertainty exists, we are required to draw attention in our auditor's report to the related disclosures in the financial statements or, if such disclosures are inadequate, to modify our opinion. Our conclusions are based on the audit evidence obtained up to the date of our auditor's report. However, future events or conditions may cause the Group to cease to continue as a going concern.
- Evaluate the overall presentation, structure and content of the financial statements, including the disclosures, and whether the financial statements represent the underlying transactions and events in a manner that achieves fair presentation.
- Obtain sufficient appropriate audit evidence regarding the financial information of the entities or business activities within the Group to express an opinion on the consolidated financial statements. We are responsible for the direction, supervision and performance of the group audit. We remain solely responsible for our audit opinion.

We communicate with the directors regarding, among other matters, the planned scope and timing of the audit and significant audit findings, including any significant deficiencies in internal control that we identify during our audit.

We also provide the directors with a statement that we have complied with relevant ethical requirements regarding independence, and to communicate with them all relationships and other matters that may reasonably be thought to bear on our independence, and where applicable, related safeguards.

From the matters communicated with the directors, we determine those matters that were of most significance in the audit of the financial statements of the current year and are therefore the key audit matters. We describe these matters in our auditor's report unless law or regulation precludes public disclosure about the matter or when, in extremely rare circumstances, we determine that a matter should not be communicated in our report because the adverse consequences of doing so would reasonably be expected to outweigh the public interest benefits of such communication.



**INDEPENDENT  
AUDITOR'S REPORT**  
TO THE MEMBERS OF AVARGA LIMITED

**Report on Other Legal and Regulatory Requirements**

In our opinion, the accounting and other records required by the Act to be kept by the Company and by those subsidiary corporations incorporated in Singapore of which we are the auditors have been properly kept in accordance with the provisions of the Act.

The engagement director on the audit resulting in this independent auditor's report is Lim Wei Chen, Samuel.

**Nexia TS Public Accounting Corporation  
Public Accountants and Chartered Accountants**

**Singapore**

**25 March 2022**

# BALANCE SHEETS

AS AT 31 DECEMBER 2021

	Note	Group		Company	
		2021 \$'000	2020 \$'000	2021 \$'000	2020 \$'000
<b>ASSETS</b>					
<b>Current assets</b>					
Cash and cash equivalents	4	88,257	19,037	4,745	4,280
Trade and other receivables	5	163,023	155,682	121,996	134,389
Service concession receivables	6	16,077	15,732	–	–
Inventories	7	242,559	202,674	–	–
		509,916	393,125	126,741	138,669
<b>Non-current assets</b>					
Property, plant and equipment	8	173,941	170,357	236	453
Investments in subsidiary corporations	12	–	–	34,854	34,854
Service concession receivables	6	17,860	23,760	–	–
Financial asset, at fair value through profit or loss (“ <b>FVPL</b> ”)	11	220	500	220	500
Financial asset, at fair value through other comprehensive income (“ <b>FVOCI</b> ”)	10	385	1,786	–	–
Intangible assets	13	57,201	61,162	–	–
Deferred tax assets	22	8,460	277	–	–
		258,067	257,842	35,310	35,807
<b>Total assets</b>		767,983	650,967	162,051	174,476

The accompanying notes form an integral part of these financial statements

# BALANCE SHEETS

AS AT 31 DECEMBER 2021

	Note	Group		Company	
		2021 \$'000	2020 \$'000	2021 \$'000	2020 \$'000
<b>LIABILITIES</b>					
<b>Current liabilities</b>					
Trade and other payables	14	169,157	132,897	1,622	1,159
Derivative financial instruments	15	858	203	–	–
Revolving credit facility	16	–	9,074	–	–
Bank borrowings	17	40,591	45,401	–	–
Lease liabilities	18	5,727	4,771	83	128
Subordinated notes	21	13,275	–	–	–
Current income tax liabilities		33,647	4,950	–	–
		<u>263,255</u>	<u>197,296</u>	<u>1,705</u>	<u>1,287</u>
<b>Non-current liabilities</b>					
Bank borrowings	17	9,144	11,862	–	–
Lease liabilities	18	100,008	94,783	1	84
Deferred gain	19	2,508	2,575	–	–
Provisions	20	393	488	–	–
Subordinated notes	21	–	12,975	–	–
Deferred tax liabilities	22	15,812	24,117	–	–
		<u>127,865</u>	<u>146,800</u>	<u>1</u>	<u>84</u>
<b>Total liabilities</b>		<u>391,120</u>	<u>344,096</u>	<u>1,706</u>	<u>1,371</u>
<b>NET ASSETS</b>		<u>376,863</u>	<u>306,871</u>	<u>160,345</u>	<u>173,105</u>
<b>EQUITY</b>					
<b>Capital and reserves attributable to equity holders of the Company</b>					
Share capital	23	169,597	169,597	169,597	169,597
Treasury shares	23	(12,120)	(2,206)	(12,120)	(2,206)
Retained profits		157,130	98,494	2,794	5,640
Other reserves	24	(20,789)	(23,385)	74	74
		<u>293,818</u>	<u>242,500</u>	<u>160,345</u>	<u>173,105</u>
<b>Non-controlling interests</b>	12	83,045	64,371	–	–
<b>Total equity</b>		<u>376,863</u>	<u>306,871</u>	<u>160,345</u>	<u>173,105</u>

The accompanying notes form an integral part of these financial statements

# CONSOLIDATED STATEMENT OF COMPREHENSIVE INCOME

FOR THE FINANCIAL YEAR ENDED 31 DECEMBER 2021

	Note	2021 \$'000	2020 \$'000
Revenue	26	2,435,405	1,693,259
Cost of sales		(2,100,998)	(1,445,525)
Gross profit		334,407	247,734
Other gains/(losses), net			
– Interest income – bank deposits		20	172
– Loss allowance on trade receivables, net	35(a)	(1,317)	(780)
– Others	27	3,336	3,201
Expenses			
– Distribution		(30,590)	(28,866)
– Selling and administrative		(159,259)	(108,786)
– Finance	30	(10,161)	(10,501)
Profit before income tax		136,436	102,174
Income tax expense	31	(35,870)	(27,378)
<b>Net profit</b>		<b>100,566</b>	<b>74,796</b>
<b>Other comprehensive income/(loss):</b>			
Items that may be reclassified subsequently to profit or loss:			
Currency translation differences arising from consolidation			
– Gains/(losses)		1,937	(1,822)
Items that will not be reclassified subsequently to profit or loss:			
Financial assets, at FVOCI			
– Fair value changes – equity investments	10	922	(178)
Currency translation differences arising from consolidation			
– Gains/(losses)		1,528	(323)
<b>Other comprehensive income/(loss), net of tax</b>		<b>4,387</b>	<b>(2,323)</b>
<b>Total comprehensive income</b>		<b>104,953</b>	<b>72,473</b>
<b>Net profit attributable to:</b>			
Equity holders of the Company		73,299	54,826
Non-controlling interests		27,267	19,970
		<b>100,566</b>	<b>74,796</b>
<b>Total comprehensive income attributable to:</b>			
Equity holders of the Company		76,158	52,826
Non-controlling interests		28,795	19,647
		<b>104,953</b>	<b>72,473</b>
<b>Earnings per share (“EPS”) for profit attributable to equity holders of the Company (cents per share)</b>			
– Basic EPS	32	7.98	5.79
– Diluted EPS	32	7.98	5.79

The accompanying notes form an integral part of these financial statements

# CONSOLIDATED STATEMENT OF CHANGES IN EQUITY

FOR THE FINANCIAL YEAR ENDED 31 DECEMBER 2021

Note	← Attributable to equity holders of the Company →							Non-controlling interests \$'000	Total equity \$'000
	Share capital \$'000	Treasury shares \$'000	Retained profits <sup>(1)</sup> \$'000	Capital reserve \$'000	Currency translation reserve \$'000	Fair value reserve \$'000	Total other reserves \$'000		
<b>2021</b>									
<b>Balance as at 1 January 2021</b>	169,597	(2,206)	98,494	1,451	(23,801)	(1,035)	(23,385)	64,371	306,871
Profit for the financial year	–	–	73,299	–	–	–	–	27,267	100,566
Other comprehensive income for the financial year	–	–	–	–	1,937	922	2,859	1,528	4,387
<b>Total comprehensive income for the financial year</b>	–	–	73,299	–	1,937	922	2,859	28,795	104,953
Purchase of treasury shares	23	– (9,914)	–	–	–	–	–	–	(9,914)
Effect of subsidiary corporation's shares buyback and cancelled	12	–	– 333	(353)	6	–	(347)	(882)	(896)
Transfer upon disposal of financial assets, at FVOCI		–	– (84)	–	–	84	84	–	–
Dividend paid by a subsidiary company to non-controlling interest	12	–	–	–	–	–	–	(9,239)	(9,239)
Dividends relating to 2020 paid	25	–	– (7,236)	–	–	–	–	–	(7,236)
Dividends relating to 2021 paid	25	–	– (7,676)	–	–	–	–	–	(7,676)
<b>Total transactions with owners, recognised directly in equity</b>	–	(9,914)	(14,663)	(353)	6	84	(263)	(10,121)	(34,961)
<b>Balance as at 31 December 2021</b>	<b>169,597</b>	<b>(12,120)</b>	<b>157,130</b>	<b>1,098</b>	<b>(21,858)</b>	<b>(29)</b>	<b>(20,789)</b>	<b>83,045</b>	<b>376,863</b>

*The accompanying notes form an integral part of these financial statements*

# CONSOLIDATED STATEMENT OF CHANGES IN EQUITY

FOR THE FINANCIAL YEAR ENDED 31 DECEMBER 2021

Note	Attributable to equity holders of the Company							Non-controlling interests \$'000	Total equity \$'000
	Share capital \$'000	Treasury shares \$'000	Retained profits <sup>(1)</sup> \$'000	Capital reserve \$'000	Currency translation reserve \$'000	Fair value reserve \$'000	Total other reserves \$'000		
<b>2020</b>									
<b>Balance as at 1 January 2020</b>	169,582	(628)	54,651	360	(21,902)	(857)	(22,399)	51,619	252,825
Profit for the financial year	-	-	54,826	-	-	-	-	19,970	74,796
Other comprehensive loss for the financial year	-	-	-	-	(1,822)	(178)	(2,000)	(323)	(2,323)
<b>Total comprehensive income/ (loss) for the financial year</b>	-	-	54,826	-	(1,822)	(178)	(2,000)	19,647	72,473
Warrants 2017 conversion	23	15	-	-	-	-	-	-	15
Purchase of treasury shares	23	-	(1,578)	-	-	-	-	-	(1,578)
Effect of subsidiary corporation's shares buyback and cancelled	12	-	-	164	(77)	-	87	(3,977)	(3,324)
Acquisition of non-controlling interests without a change in control	12	-	-	927	-	-	927	(2,918)	(1,991)
Dividends relating to 2019 paid	25	-	-	(4,735)	-	-	-	-	(4,735)
Dividends relating to 2020 paid	25	-	-	(6,814)	-	-	-	-	(6,814)
<b>Total transactions with owners, recognised directly in equity</b>	15	(1,578)	(10,983)	1,091	(77)	-	1,014	(6,895)	(18,427)
<b>Balance as at 31 December 2020</b>	169,597	(2,206)	98,494	1,451	(23,801)	(1,035)	(23,385)	64,371	306,871

(1) Retained profits of the Group are fully distributable.

The accompanying notes form an integral part of these financial statements



# CONSOLIDATED STATEMENT OF CASH FLOWS

FOR THE FINANCIAL YEAR ENDED 31 DECEMBER 2021

	Note	2021 \$'000	2020 \$'000
<b>Cash flows from operating activities</b>			
Net profit		100,566	74,796
Adjustments for:			
– Income tax expense	31	35,870	27,378
– Depreciation of property, plant and equipment	28	13,532	13,156
– Amortisation of intangible assets	28	5,300	5,244
– Amortisation of deferred gain	27	(127)	(122)
– Loss on disposal of property, plant and equipment	27	418	195
– Provisions		(108)	(104)
– Loss allowance on trade receivables, net		1,317	780
– Net fair value loss on derivatives		655	67
– Fair value loss on financial asset, at FVPL		280	–
– Finance income	26	(4,156)	(4,116)
– Dividend income from listed equity security	27	(59)	(39)
– Interest income		(20)	(172)
– Interest expense	30	10,161	10,501
– Unrealised currency translation gains		(469)	(2,160)
		163,160	125,404
Change in working capital:			
– Trade and other receivables and service concession receivables		1,314	(49,236)
– Inventories		(39,885)	(33,199)
– Trade and other payables		34,971	53,451
Cash generated from operations		159,560	96,420
Interest received		20	172
Interest paid		(7,551)	(7,316)
Income tax paid		(23,871)	(28,360)
<b>Net cash provided by operating activities</b>		128,158	60,916
<b>Cash flows from investing activities</b>			
Additions to property, plant and equipment		(3,902)	(4,575)
Disposal of property, plant and equipment		42	25
Purchase of listed equity security		(4,499)	–
Disposal of listed equity security		6,821	–
Dividend income from listed equity security		59	39
<b>Net cash used in investing activities</b>		(1,479)	(4,511)

*The accompanying notes form an integral part of these financial statements*

# CONSOLIDATED STATEMENT OF CASH FLOWS

FOR THE FINANCIAL YEAR ENDED 31 DECEMBER 2021

	Note	2021 \$'000	2020 \$'000
<b>Cash flows from financing activities</b>			
Acquisition of non-controlling interests	12	–	(1,991)
Proceeds from issuance of shares	23	–	15
Purchase of treasury shares	23	(9,914)	(1,578)
Repurchase of common shares by a subsidiary corporation	12	(896)	(3,324)
Principal payment of lease liabilities		(5,164)	(4,855)
Changes in revolving credit facility		(7,648)	(32,919)
Proceeds from bank borrowings		4,768	14,370
Repayment of bank borrowings		(12,350)	(13,014)
Interest paid		(2,096)	(1,812)
Dividend paid by a subsidiary corporation to non-controlling interest		(9,239)	–
Dividends paid to equity holders of the Company	25	(14,912)	(11,549)
<b>Net cash used in financing activities</b>		<b>(57,451)</b>	<b>(56,657)</b>
<b>Net increase/(decrease) in cash and cash equivalents</b>		<b>69,228</b>	<b>(252)</b>
<b>Cash and cash equivalents</b>			
Beginning of financial year		19,037	19,245
Effects of currency translation on cash and cash equivalents		(8)	44
<b>End of financial year</b>	4	<b>88,257</b>	<b>19,037</b>

## Reconciliation of liabilities arising from financing activities

	1 January 2021 \$'000	Cash flows \$'000	Non-cash changes		31 December 2021 \$'000
			Addition \$'000	Foreign exchange movement \$'000	
Lease liabilities	99,554	(5,164)	10,057	1,288	105,735
Bank borrowings	57,263	(7,582)	–	54	49,735
Subordinated notes	12,975	–	–	300	13,275
Revolving credit facility	9,074	(7,648)	–	(1,426)	–

	1 January 2020 \$'000	Cash flows \$'000	Non-cash changes		31 December 2020 \$'000
			Addition \$'000	Foreign exchange movement \$'000	
Lease liabilities	99,978	(4,855)	4,331	100	99,554
Bank borrowings	55,949	1,356	–	(42)	57,263
Subordinated notes	12,900	–	–	75	12,975
Revolving credit facility	42,279	(32,919)	–	(286)	9,074

The accompanying notes form an integral part of these financial statements

# NOTES TO THE FINANCIAL STATEMENTS

FOR THE FINANCIAL YEAR ENDED 31 DECEMBER 2021

These notes form an integral part of and should be read in conjunction with the accompanying financial statements.

## 1 GENERAL INFORMATION

Avarga Limited (the “**Company**”) is listed on the Singapore Exchange Securities Trading Limited (“**SGX-ST**”) and incorporated and domiciled in Singapore. The address of its registered office is 1 Kim Seng Promenade, #13-10 Great World City, Singapore 237994.

The principal activities of the Company are the trading of paper products, investment holding and providing management services. The principal activities of its subsidiary corporations are disclosed in Note 12.

## 2 SIGNIFICANT ACCOUNTING POLICIES

### 2.1 Basis of preparation

These financial statements have been prepared in accordance with the Singapore Financial Reporting Standards (International) (“**SFRS(I)**”) under the historical cost convention, except as disclosed in the accounting policies below.

The financial statements are presented in Singapore Dollar (“**\$**”) and all values in the tables are rounded to the nearest thousand (\$’000), unless otherwise stated.

The preparation of financial statements in conformity with SFRS(I) requires management to exercise its judgement in the process of applying the Group’s accounting policies. It also requires the use of certain critical accounting estimates and assumptions. The areas involving a higher degree of judgement or complexity, or areas where assumptions and estimates are significant to the financial statements are disclosed in Note 3.

#### Impact of COVID-19

The COVID-19 pandemic has affected almost all countries and resulted in border closures, production stoppages, work-from-home arrangements, movements controls and other measures imposed by various governments. The Group has significant operations in Canada, the United States of America, Malaysia and Myanmar.

The ongoing and evolving COVID-19 pandemic has a significant impact on the global economy. There is significant uncertainty as to the duration of the pandemic and its impact on those economies which the Group operates in, hence might affect the Group’s financial performance in the following financial years.

Set out below is the impact of COVID-19 on the Group’s financial performance reflected in this set of financial statements for the financial year ended 31 December 2021.

- i. The Group has assessed that the going concern basis of preparation for this set of financial statements remains appropriate.
- ii. The Group has considered the market conditions including the impact of COVID-19 as at the balance sheet date, in making estimates and judgements on the recoverability of assets as at 31 December 2021.



# NOTES TO THE FINANCIAL STATEMENTS

FOR THE FINANCIAL YEAR ENDED 31 DECEMBER 2021

## 2 SIGNIFICANT ACCOUNTING POLICIES (CONTINUED)

### 2.1 Basis of preparation (Continued)

#### Rent concessions

As a result of COVID-19, rent concessions have been granted to lessees. Such concessions might take a variety of forms, including payment holidays and deferral of lease payments.

The Group has elected to early adopt this practical expedient to all property leases. The adoption of this new amendment did not result in substantial changes to the Group's accounting policies and had no material effect on the amounts reported for the current financial year.

### 2.2 Interpretations and amendments to published standards effective in 2021

On 1 January 2021, the Group has adopted the new or amended SFRS(I) and Interpretations of SFRS(I) ("INT SFRS(I)") that are mandatory for application for the financial year. Changes to the Group's accounting policies have been made as required, in accordance with the transitional provisions in the respective SFRS(I) and INT SFRS(I).

The adoption of these new or amended SFRS(I) and INT SFRS(I) did not result in substantial changes to the Group's accounting policies and had no material effect on the amounts reported for the current or prior financial years.

### 2.3 Revenue recognition

#### (i) Wholesale of building products

The Group distributes building products to supply yards, building product retailers and industrial manufacturers. Sales are recognised when control of the products has transferred to the Group's customers, being when the products are shipped to the customer in instances where the customer arranges for shipment or upon delivery for instances in which the Group arranges for shipment. The customer has full discretion over the channel and price to sell the products, and there is no unfulfilled obligation that could affect the customer's acceptance of the products. Once products are delivered to the Group's customers, the risks of obsolescence and loss have been transferred to the customer, and either the customer has accepted the products in accordance with the sales order, the acceptance provisions have lapsed, or the Group has objective evidence that all criteria for acceptance have been satisfied. A portion of the Group's sales take place on a consignment basis, where the Group will deliver inventory to customer locations that has not yet been purchased. The revenue from these sales is recognised when the customer purchases the inventory.

The Group's products are sold with volume discounts based on aggregate sales over set periods. Revenue from these sales is recognised based on the price agreed upon for each order, net of the estimated volume discounts. Accumulated experience is used to estimate and provide for the discounts, using the expected value method, and revenue is only recognised to the extent that it is highly probable that a significant reversal will not occur. A liability is recognised for expected volume discounts payable to customers in relation to sales made until the end of the reporting period.



# NOTES TO THE FINANCIAL STATEMENTS

FOR THE FINANCIAL YEAR ENDED 31 DECEMBER 2021

## 2 SIGNIFICANT ACCOUNTING POLICIES (CONTINUED)

### 2.3 Revenue recognition (Continued)

#### (i) Wholesale of building products (Continued)

No element of financing is deemed present as the sales are made with credit terms standard for the market. The Group's obligation to provide a refund for faulty products under the standard warranty terms is recognised as a provision. Historically, the Group's annual returns for products sold have been negligible.

A receivable (financial asset) is recognised when the goods are delivered as this is the point in time that the consideration is unconditional because only the passage of time is required before the payment is due.

#### (ii) Trading of paper products

The Group manufactures and sells a range of paper products. Sales are recognised when control of the products has transferred to its customer, being when the products are delivered to the customers, the customers has full discretion over the channel and price to sell the products, and there is no unfulfilled obligation that could affect the customers' acceptance of the products. Delivery occurs when the products have been shipped to the specific location, the risks of obsolescence and loss have been transferred to the customers, and either the customers has accepted the products in accordance with the sales contract, the acceptance provisions have lapsed, or the Group has objective evidence that all criteria for acceptance have been satisfied.

The sales are made with credit terms standard of the market. However, the customer has a right to return the goods to the Group due to quality issues. Therefore, a provision will be made for the low grade products. Accumulated experience is used to estimate such returns at the time of sale at a portfolio level (expected value method). Because the number of products returned has not been significant for years, it is not probable that a significant reversal in the cumulative revenue recognised will occur. The validity of this assumption and the estimated amount of returns are reassessed at each reporting date. The asset is measured by reference to the former carrying amount of the product. The costs to recover the products are not material, because the customer usually returns the product in a saleable condition.

The Group does not operate any customer loyalty programme.

#### (iii) Construction revenue

Please refer to the paragraph "Service concession arrangement" for the accounting policy for revenue from construction contracts (Note 2.9(b)).

# NOTES TO THE FINANCIAL STATEMENTS

FOR THE FINANCIAL YEAR ENDED 31 DECEMBER 2021

## 2 SIGNIFICANT ACCOUNTING POLICIES (CONTINUED)

### 2.3 Revenue recognition (Continued)

(iv) *Operating and maintenance income*

Operating and maintenance income relates to the income derived from managing and operation of infrastructure under service concession arrangement.

Operating and maintenance income is recognised in the accounting period in which the services are rendered.

The customer is only invoiced once a month. A contract asset is recognised for the cumulative revenue recognised but not yet invoiced.

(v) *Finance income*

Finance income from service concession arrangement is recognised when it is probable that the economic benefits will flow to the Group and the amount of income can be measured reliably. Finance income is accrued on a time basis, by reference to the principal outstanding and at the applicable effective interest rate, which is the rate that exactly discounts the estimated future cash receipts through the expected life of the financial asset to that asset's net carrying amount on initial recognition.

(vi) *Interest income*

Interest income from financial assets at FVPL is included as part of the net fair value gains or losses in "Other gains and losses". Interest income from financial assets at amortised cost and FVOCI is recognised using the effective interest rate method.

(vii) *Dividend income*

Dividend income is recognised when the right to receive payment is established, it is probable that the economic benefits associated with the dividend will flow to the Group, and the amount of the dividend can be reliably measured.



# NOTES TO THE FINANCIAL STATEMENTS

FOR THE FINANCIAL YEAR ENDED 31 DECEMBER 2021

## 2 SIGNIFICANT ACCOUNTING POLICIES (CONTINUED)

### 2.4 Group accounting

#### (a) *Subsidiary corporations*

##### (i) *Consolidation*

Subsidiary corporations are all entities (including structured entities) over which the Group has control. The Group controls an entity when the Group is exposed to, or has rights to, variable returns from its involvement with the entity and has the ability to affect those returns through its power to direct the activities of the entity. Subsidiary corporations are fully consolidated from the date on which control is transferred to the Group. They are deconsolidated from the date on that control ceases.

In preparing the consolidated financial statements, transactions, balances and unrealised gains on transactions between group entities are eliminated. Unrealised losses are also eliminated unless the transaction provides evidence of an impairment indicator of the transferred asset. Accounting policies of subsidiary corporations have been changed where necessary to ensure consistency with the policies adopted by the Group.

Non-controlling interests comprise the portion of a subsidiary corporation's net results of operations and its net assets, which is attributable to the interests that are not owned directly or indirectly by the equity holders of the Company. They are shown separately in the consolidated statement of comprehensive income, statement of changes in equity and balance sheet. Total comprehensive income is attributed to the non-controlling interests based on their respective interests in a subsidiary corporation, even if this results in the non-controlling interests having a deficit balance.

##### (ii) *Acquisitions*

The acquisition method of accounting is used to account for business combinations entered into by the Group.

The consideration transferred for the acquisition of a subsidiary corporation or business comprises the fair value of the assets transferred, the liabilities incurred and the equity interests issued by the Group. The consideration transferred also includes any contingent consideration arrangement and any pre-existing equity interest in the subsidiary corporation measured at their fair values at the acquisition date.

Acquisition-related costs are expensed as incurred.

# NOTES TO THE FINANCIAL STATEMENTS

FOR THE FINANCIAL YEAR ENDED 31 DECEMBER 2021

## 2 SIGNIFICANT ACCOUNTING POLICIES (CONTINUED)

### 2.4 Group accounting (Continued)

(a) *Subsidiary corporations (Continued)*

(ii) *Acquisitions (Continued)*

Identifiable assets acquired and liabilities and contingent liabilities assumed in a business combination are, with limited exceptions, measured initially at their fair values at the acquisition date.

On an acquisition-by-acquisition basis, the Group recognises any non-controlling interest in the acquiree at the date of acquisition either at fair value or at the non-controlling interest's proportionate share of the acquiree's identifiable net assets.

The excess of (a) the consideration transferred, the amount of any non-controlling interest in the acquiree and the acquisition-date fair value of any previous equity interest in the acquiree over the (b) fair value of the identifiable net assets acquired is recorded as goodwill. Please refer to the paragraph "Impairment of non-financial assets – Goodwill" for the subsequent accounting policy on goodwill.

(iii) *Disposals*

When a change in the Group's ownership interest in a subsidiary corporation results in a loss of control over the subsidiary corporation, the assets and liabilities of the subsidiary corporation including any goodwill are derecognised. Amounts previously recognised in other comprehensive income in respect of that entity are also reclassified to profit or loss or transferred directly to retained earnings if required by a specific Standard.

Any retained equity interest in the entity is remeasured at fair value. The difference between the carrying amount of the retained interest at the date when control is lost and its fair value is recognised in profit or loss.

Please refer to the paragraph "Investments in subsidiary corporations" for the accounting policy on investments in subsidiary corporations in the separate financial statements of the Company.

(b) *Transactions with non-controlling interests*

Changes in the Group's ownership interest in a subsidiary corporation that do not result in a loss of control over the subsidiary corporation are accounted for as transactions with equity owners of the Company. Any difference between the change in the carrying amounts of the non-controlling interests and the fair value of the consideration paid or received is recognised within equity attributable to the equity holders of the Company.



# NOTES TO THE FINANCIAL STATEMENTS

FOR THE FINANCIAL YEAR ENDED 31 DECEMBER 2021

## 2 SIGNIFICANT ACCOUNTING POLICIES (CONTINUED)

### 2.5 Property, plant and equipment

(a) *Measurement*

(i) *Land and buildings*

Land and buildings are initially recognised at cost. Freehold land is subsequently carried at cost less accumulated impairment losses. Buildings and leasehold land are subsequently carried at cost less accumulated depreciation and accumulated impairment losses.

(ii) *Other property, plant and equipment*

All other items of property, plant and equipment are initially recognised at cost and subsequently carried at cost less accumulated depreciation and accumulated impairment losses.

(iii) *Components of costs*

The cost of an item of property, plant and equipment initially recognised includes its purchase price and any cost that is directly attributable to bringing the asset to the location and condition necessary for it to be capable of operating in the manner intended by management.

(b) *Depreciation*

Freehold land is not depreciated. Depreciation on other items of property, plant and equipment is calculated using the straight-line and declining balance methods to allocate their depreciable amounts over their estimated useful lives and annual rates as follows:

<b>Straight-line method</b>	<b>Useful lives</b>
Leasehold land	90 to 99 years
Leasehold improvements	Over term of lease
Buildings	50 years
Treating equipment	20 to 25 years
Plant and machinery	3 to 40 years
Computer system and license	3 to 10 years
Furniture, fixtures and office equipment	3 to 10 years
Motor vehicles	5 years
<b>Declining balance method</b>	<b>Annual rates</b>
Buildings	4% to 10%
Furniture and office equipment	8% to 30%
Warehouse equipment	10% to 30%

# NOTES TO THE FINANCIAL STATEMENTS

FOR THE FINANCIAL YEAR ENDED 31 DECEMBER 2021

## 2 SIGNIFICANT ACCOUNTING POLICIES (CONTINUED)

### 2.5 Property, plant and equipment (Continued)

#### (b) Depreciation (Continued)

The residual values, estimated useful lives or annual rates and depreciation method of property, plant and equipment are reviewed, and adjusted as appropriate, at each balance sheet date. The effects of any revision are recognised in profit or loss when the changes arise.

Assets that are not yet available for use are not being depreciated.

Fully depreciated property, plant and equipment are retained in the financial statements until they are no longer in use.

#### (c) Subsequent expenditure

Subsequent expenditure relating to property, plant and equipment that has already been recognised is added to the carrying amount of the asset only when it is probable that future economic benefits associated with the item will flow to the entity and the cost of the item can be measured reliably. All other repair and maintenance expenses are recognised in profit or loss when incurred.

#### (d) Disposal

On disposal of an item of property, plant and equipment, the difference between the disposal proceeds and its carrying amount is recognised in profit or loss within "Other gains/(losses), net – Others".

### 2.6 Intangible assets

#### (a) Goodwill

Goodwill on acquisitions of subsidiary corporations and businesses, represents the excess of (i) the sum of the consideration transferred, the amount of any non-controlling interest in the acquiree and the acquisition-date fair value of any previous equity interest in the acquiree over (ii) the fair value of the identifiable net assets acquired. Goodwill on subsidiary corporations are carried at cost less accumulated impairment losses.

Gains and losses on the disposal of subsidiary corporations include the carrying amount of goodwill relating to the entity sold.

# NOTES TO THE FINANCIAL STATEMENTS

FOR THE FINANCIAL YEAR ENDED 31 DECEMBER 2021

## 2 SIGNIFICANT ACCOUNTING POLICIES (CONTINUED)

### 2.6 Intangible assets (Continued)

#### (b) Other intangible assets

Other intangible assets from a business acquisition are capitalised at fair value at the date of acquisition. After initial recognition, an intangible asset is carried at cost less accumulated amortisation and any accumulated impairment losses. These costs are amortised to profit or loss on a straight-line basis in accordance with their estimated economic useful lives or periods of contractual rights as follows:

<b>Intangible assets</b>	<b>Useful lives</b>
Customer relationships and brand name	7 to 15 years
Favourable lease terms	Over term of lease

The amortisation period and amortisation method of intangible assets other than goodwill are reviewed at least at each balance sheet date to ensure they are aligned with estimates of the remaining economic useful lives of the associated intangible assets. The effects of any revision are recognised in profit or loss when the changes arise.

### 2.7 Borrowing costs

Borrowing costs are recognised in profit or loss using the effective interest method.

### 2.8 Investments in subsidiary corporations

Investments in subsidiary corporations are carried at cost less accumulated impairment losses in the Company's balance sheet. On disposal of such investments, the difference between disposal proceeds and the carrying amounts of the investments are recognised in profit or loss.

### 2.9 Service concession arrangement

#### (a) Consideration given by the grantor

A financial asset (receivable under service concession arrangement) is recognised to the extent that the Group has an unconditional contractual right to receive cash or another financial asset from or at the direction of the grantor for the construction services rendered and/or the consideration paid and payable by the Group for the right to manage and operate the infrastructure for public service. The Group has an unconditional right to receive cash if the grantor contractually guarantees to pay the Group (a) specified or determinable amounts or (b) the shortfall, if any, between amounts to be paid by the grantor based on the usage of the service and specified or determinable amounts, even if the payment is contingent on the Group ensuring that the infrastructure meets specified quality of efficiency requirements. The financial asset (receivable under service concession arrangement) is accounted for in accordance with the policy set out in Note 2.11 below.

# NOTES TO THE FINANCIAL STATEMENTS

FOR THE FINANCIAL YEAR ENDED 31 DECEMBER 2021

## 2 SIGNIFICANT ACCOUNTING POLICIES (CONTINUED)

### 2.9 Service concession arrangement (Continued)

(b) *Construction of service concession related infrastructure*

Revenue and costs relating to construction or upgrade services of the infrastructure under a service concession arrangement is accounted for in accordance with SFRS(I) 15 *Revenue from Contracts with Customers*.

The infrastructure has no alternative use for the Group due to contractual restriction, and the Group has enforceable rights to payment arising from the contractual terms. For these contracts, revenue is recognised over time by reference to the Group's progress towards completing the construction of the infrastructure. The measure of progress is determined based on the proportion of contract costs incurred to date to the estimated total contract costs. Costs incurred that are not related to the contract or that do not contribute towards satisfying a performance obligation are excluded from the measure of progress and instead are expensed as incurred.

(c) *Operating services*

Revenue relating to operating services is accounted for in accordance with the policy for "Revenue recognition (operating and maintenance income)" as described in Note 2.3(iv) above.

(d) *Contractual obligations to restore the infrastructure to a specified level of serviceability*

When the Group has contractual obligations that it must fulfil as a condition for operating the infrastructure, that is (a) to maintain the infrastructure to a specified level of serviceability and/or (b) to restore the infrastructure to a specified condition before they are handed over to the grantor at the end of the service concession arrangement, these contractual obligations to maintain or restore the infrastructure are recognised and measured in accordance with the policy set out in Note 2.18 below.

Repair and maintenance and other expenses that are routine in nature are expensed and recognised in profit or loss as incurred.

### 2.10 Impairment of non-financial assets

(a) *Goodwill*

Goodwill recognised separately as an intangible asset is tested for impairment annually and whenever there is indication that the goodwill may be impaired.

For the purpose of impairment testing of goodwill, goodwill is allocated to each of the Group's cash-generating-units ("CGU") expected to benefit from synergies arising from the business combination.

# NOTES TO THE FINANCIAL STATEMENTS

FOR THE FINANCIAL YEAR ENDED 31 DECEMBER 2021

## 2 SIGNIFICANT ACCOUNTING POLICIES (CONTINUED)

### 2.10 Impairment of non-financial assets (Continued)

(a) *Goodwill (Continued)*

An impairment loss is recognised when the carrying amount of a CGU, including the goodwill, exceeds the recoverable amount of the CGU. The recoverable amount of a CGU is the higher of the CGU's fair value less cost to sell and value-in-use.

The total impairment loss of a CGU is allocated first to reduce the carrying amount of goodwill allocated to the CGU and then to the other assets of the CGU pro-rata on the basis of the carrying amount of each asset in the CGU.

An impairment loss on goodwill is recognised as an expense and is not reversed in a subsequent period.

(b) *Intangible assets*

*Property, plant and equipment (including right-of-use assets)  
Investments in subsidiary corporations*

Intangible assets, property, plant and equipment (including right-of-use assets) and investments in subsidiary corporations are tested for impairment whenever there is any objective evidence or indication that these assets may be impaired.

For the purpose of impairment testing, the recoverable amount (i.e. the higher of the fair value less cost to sell and the value-in-use) is determined on an individual asset basis unless the asset does not generate cash inflows that are largely independent of those from other assets. If this is the case, the recoverable amount is determined for the CGU to which the asset belongs.

If the recoverable amount of the asset (or CGU) is estimated to be less than its carrying amount, the carrying amount of the asset (or CGU) is reduced to its recoverable amount.

The difference between the carrying amount and recoverable amount is recognised as an impairment loss in profit or loss.

For an asset other than goodwill, management assesses at the end of the reporting period whether there is any indication that an impairment recognised in prior periods may no longer exist or may have decreased. If any such indication exists, the recoverable amount of that asset is estimated and may result in a reversal of impairment loss. The carrying amount of this asset is increased to its revised recoverable amount, provided that this amount does not exceed the carrying amount that would have been determined (net of any accumulated amortisation or depreciation) had no impairment loss been recognised for the asset in prior years.

A reversal of impairment loss for an asset other than goodwill is recognised in profit or loss.

# NOTES TO THE FINANCIAL STATEMENTS

FOR THE FINANCIAL YEAR ENDED 31 DECEMBER 2021

## 2 SIGNIFICANT ACCOUNTING POLICIES (CONTINUED)

### 2.11 Financial assets

(a) *Classification and measurement*

The Group classifies its financial assets in the following measurement categories:

- Amortised cost;
- Fair value through other comprehensive income (FVOCI); and
- Fair value through profit or loss (FVPL).

The classification depends on the Group's business model for managing the financial assets as well as the contractual terms of the cash flows of the financial asset.

Financial assets with embedded derivatives are considered in their entirety when determining whether their cash flows are solely payment of principal and interest.

The Group reclassifies debt instruments when and only when its business model for managing those assets changes.

At initial recognition

At initial recognition, the Group measures a financial asset at its fair value plus, in the case of a financial asset not at fair value through profit or loss, transaction costs that are directly attributable to the acquisition of the financial asset. Transaction costs of financial assets carried at fair value through profit or loss are expensed in profit or loss.

At subsequent measurement

(i) *Debt instruments*

Debt instruments mainly comprise of cash and cash equivalents, trade and other receivables and service concession receivables.

There are three subsequent measurement categories, depending on the Group's business model for managing the asset and the cash flow characteristics of the asset:

- **Amortised cost:** Debt instruments that are held for collection of contractual cash flows where those cash flows represent solely payments of principal and interest are measured at amortised cost. A gain or loss on a debt instrument that is subsequently measured at amortised cost and is not part of a hedging relationship is recognised in profit or loss when the asset is derecognised or impaired. Interest income from these financial assets is included in interest income using the effective interest rate method.

# NOTES TO THE FINANCIAL STATEMENTS

FOR THE FINANCIAL YEAR ENDED 31 DECEMBER 2021

## 2 SIGNIFICANT ACCOUNTING POLICIES (CONTINUED)

### 2.11 Financial assets (Continued)

#### (a) Classification and measurement (Continued)

##### At subsequent measurement (Continued)

#### (i) Debt instruments (Continued)

- FVOCI: Debt instruments that are held for collection of contractual cash flows and for sale, and where the assets' cash flows represent solely payments of principal and interest, are classified as FVOCI. Movements in fair values are recognised in Other Comprehensive Income ("OCI") and accumulated in fair value reserve, except for the recognition of impairment gains or losses, interest income and foreign exchange gains and losses, which are recognised in profit and loss. When the financial asset is derecognised, the cumulative gain or loss previously recognised in OCI is reclassified from equity to profit or loss and presented in "Other gains/(losses), net – Others". Interest income from these financial assets is recognised using the effective interest rate method and presented in "interest income".
- FVPL: Debt instruments that are held for trading as well as those that do not meet the criteria for classification as amortised cost or FVOCI are classified as FVPL. Movement in fair values and interest income is recognised in profit or loss in the period in which it arises and presented in "Other gains/(losses), net – Others".

#### (ii) Equity investments

The Group subsequently measures all its equity investments at their fair values. Equity investments are classified as FVPL with movements in their fair values recognised in profit or loss in the period in which the changes arise and presented in "Other gains/(losses), net – Others", except for those equity securities which are not held for trading. The Group has elected to recognise changes in fair value of equity securities not held for trading in other comprehensive income as these are strategic investments and the Group considers this to be more relevant. Movements in fair values of investments classified as FVOCI are presented as "fair value changes – equity investments" in Other Comprehensive Income. Dividends from equity investments are recognised in profit or loss as "dividend income".

#### (b) Impairment

The Group assesses on a forward looking basis the expected credit losses associated with its debt financial assets carried at amortised cost and FVOCI. The impairment methodology applied depends on whether there has been a significant increase in credit risk. Note 35(a) details how the Group determines whether there has been a significant increase in credit risk.

For trade receivables, the Group applies the simplified approach permitted by the SFRS(I) 9 *Financial Instruments*, which requires expected lifetime losses to be recognised from initial recognition of the receivables.

# NOTES TO THE FINANCIAL STATEMENTS

FOR THE FINANCIAL YEAR ENDED 31 DECEMBER 2021

## 2 SIGNIFICANT ACCOUNTING POLICIES (CONTINUED)

### 2.11 Financial assets (Continued)

#### (b) Impairment (Continued)

For other financial assets at amortised cost, the general 3 stage approach is applied. Credit loss allowance is based on 12-month expected credit losses if there is no significant increase in credit risk since initial recognition of the assets. If there is a significant increase in credit risk since initial recognition, lifetime expected credit losses will be calculated and recognised.

#### (c) Recognition and derecognition

Regular way purchases and sales of financial assets are recognised on trade date – the date on which the Group commits to purchase or sell the asset.

Financial assets are derecognised when the rights to receive cash flows from the financial assets have expired or have been transferred and the Group has transferred substantially all risks and rewards of ownership.

On disposal of a debt instrument, the difference between the carrying amount and the sale proceeds is recognised in profit or loss. Any amount previously recognised in other comprehensive income relating to that asset is reclassified to profit or loss.

On disposal of an equity investment, the difference between the carrying amount and sales proceed is recognised in profit or loss if there was no election made to recognise fair value changes in other comprehensive income. If there was an election made, any difference between the carrying amount and sales proceed amount would be recognised in other comprehensive income and transferred to retained profits along with the amount previously recognised in other comprehensive income relating to that asset.

### 2.12 Offsetting of financial instruments

Financial assets and liabilities are offset and the net amount reported in the balance sheet when there is a legally enforceable right to offset and there is an intention to settle on a net basis or realise the asset and settle the liability simultaneously.

### 2.13 Borrowings

Borrowings are presented as current liabilities unless the Group has an unconditional right to defer settlement for at least 12 months after the balance sheet date, in which case they are presented as non-current liabilities.

Borrowings are initially recognised at fair value (net of transaction costs) and subsequently carried at amortised cost. Any difference between the proceeds (net of transaction costs) and the redemption value is recognised in profit or loss over the period of the borrowings using the effective interest method.



# NOTES TO THE FINANCIAL STATEMENTS

FOR THE FINANCIAL YEAR ENDED 31 DECEMBER 2021

## 2 SIGNIFICANT ACCOUNTING POLICIES (CONTINUED)

### 2.14 Trade and other payables

Trade and other payables represent liabilities for goods and services provided to the Group prior to the end of financial year which are unpaid. They are classified as current liabilities if payment is due within one year or less (or in the normal operating cycle of the business if longer). Otherwise, they are presented as non-current liabilities.

Trade and other payables are initially recognised at fair value, and subsequently carried at amortised cost using the effective interest method.

### 2.15 Leases

*When the Group is the lessee:*

At the inception of the contract, the Group assesses if the contract contains a lease. A contract contains a lease if the contract conveys the right to control the use of an identifiable asset for a period of time in exchange for consideration. Reassessment is only required when the terms and conditions of the contract are changed.

#### (i) Right-of-use assets

The Group recognised a right-of-use asset and lease liability at the date which the underlying asset is available for use. Right-of-use assets are measured at cost which comprises the initial measurement of lease liabilities adjusted for any lease payment made at or before the commencement date and lease incentive received. Any initial direct costs that would not have been incurred if the lease had not been obtained are added to the carrying amount of the right-of-use assets.

These right-of-use assets is subsequently depreciated using the straight-line method or declining balance method from the commencement date to the earlier of the end of the useful life of the right-of-use asset or the end of the lease term.

Right-of-use assets are presented within "Property, plant and equipment".

#### (ii) Lease liabilities

The initial measurement of a lease liability is measured at the present value of the lease payments discounted using the interest rate implicit rate in the lease, if the rate can be readily determined. If that rate cannot be readily determined, the Group shall use its incremental borrowing rate.

# NOTES TO THE FINANCIAL STATEMENTS

FOR THE FINANCIAL YEAR ENDED 31 DECEMBER 2021

## 2 SIGNIFICANT ACCOUNTING POLICIES (CONTINUED)

### 2.15 Leases (Continued)

*When the Group is the lessee: (Continued)*

(ii) Lease liabilities (Continued)

Lease payments include the following:

- Fixed payment (including in-substance fixed payments, less any lease incentives receivables;
- Variable lease payment that are based on an index or rate, initially measured using the index or rate as at the commencement date;
- Amount expected to be payable under residual value guarantees;
- The exercise price of a purchase option if it is reasonably certain to exercise the option; and
- Payment of penalties for terminating the lease, if the lease term reflects the Group exercising that option.

For contract that contain both lease and non-lease components, the Group allocates the consideration to each lease component on the basis of the relative stand-alone price of the lease and non-lease component. The Group has elected to not separate lease and non-lease component for property leases and account these as one single lease component.

Lease liabilities are measured at amortised cost using the effective interest method. Lease liabilities shall be remeasured when:

- There is a change in future lease payments arising from changes in an index or rate;
- There is a change in the Group's assessment of whether it will exercise an extension option; or
- There is modification in the scope or the consideration of the lease that was not part of the original term.

Lease liabilities are remeasured with a corresponding adjustment to the right-of-use asset, or is recorded in profit or loss if the carrying amount of the right-of-use asset has been reduced to zero.

(iii) Short term and low value leases

The Group has elected to not recognised right-of-use assets and lease liabilities for short-term leases that have lease terms of 12 months or less and leases of low value leases. Lease payments relating to these leases are expensed to profit or loss on a straight-line basis over the lease term.

# NOTES TO THE FINANCIAL STATEMENTS

FOR THE FINANCIAL YEAR ENDED 31 DECEMBER 2021

## 2 SIGNIFICANT ACCOUNTING POLICIES (CONTINUED)

### 2.15 Leases (Continued)

*When the Group is the lessee: (Continued)*

(iv) Variable lease payments

Variable lease payments that are not based on an index or a rate are not included as part of the measurement and initial recognition of the lease liability. The Group shall recognise those lease payments in profit or loss in the periods that triggered those lease payments.

### 2.16 Inventories

Inventories are carried at the lower of cost and net realisable value, except for production consumables which are recorded at the lower of cost and replacement cost which approximates net realisable value.

Cost of raw materials is determined using the weighted average method and includes all costs of purchase, costs of conversion and other costs incurred in bringing the inventories to their present location and condition. The cost of finished goods and work-in-progress comprises raw materials, direct labour, other direct costs and an appropriate proportion of manufacturing overheads (based on normal operating capacity) but excludes borrowing costs.

Where necessary, damaged, obsolete and slow-moving items are written-down to net realisable value.

Net realisable value is the estimated selling price in the ordinary course of business, less the estimated costs of completion and applicable variable selling expenses.

### 2.17 Income taxes

Current income tax for current and prior periods is recognised at the amount expected to be paid to or recovered from the tax authorities, using the tax rates and tax laws that have been enacted or substantively enacted by the balance sheet date. Management periodically evaluates positions taken in tax returns with respect to situations in which applicable tax regulation is subject to interpretation and considers whether it is probable that a tax authority will accept an uncertain tax treatment. The Group measures its tax balances either based on the most likely amount or the expected value, depending on which method provides a better prediction of the resolution of the uncertainty.

Deferred tax is recognised for all temporary differences arising between the tax bases of assets and liabilities and their carrying amounts in the financial statements except when the deferred tax arises from the initial recognition of goodwill or an asset or liability in a transaction that is not a business combination and affects neither accounting nor taxable profit or loss at the time of the transaction.

A deferred tax liability is recognised on temporary differences arising on investments in subsidiary corporations, except where the Group is able to control the timing of the reversal of the temporary difference and it is probable that the temporary difference will not reverse in the foreseeable future.

# NOTES TO THE FINANCIAL STATEMENTS

FOR THE FINANCIAL YEAR ENDED 31 DECEMBER 2021

## 2 SIGNIFICANT ACCOUNTING POLICIES (CONTINUED)

### 2.17 Income taxes (Continued)

A deferred tax asset is recognised to the extent that it is probable that future taxable profit will be available against which the deductible temporary differences and tax losses can be utilised.

Deferred tax is measured:

- (i) at the tax rates that are expected to apply when the related deferred tax asset is realised or the deferred tax liability is settled, based on tax rates and tax laws that have been enacted or substantively enacted by the balance sheet date; and
- (ii) based on the tax consequence that will follow from the manner in which the Group expects, at the balance sheet date, to recover or settle the carrying amounts of its assets and liabilities.

Current and deferred taxes are recognised as income or expense in profit or loss, except to the extent that the tax arises from a business combination or a transaction which is recognised directly in equity. Deferred tax arising from a business combination is adjusted against goodwill on acquisition.

The Group accounts for investment tax credits (for example, investment and reinvestment allowance) similar to accounting for other tax credits where deferred tax asset is recognised for unused tax credits to the extent that it is probable that future taxable profit will be available against which the unused tax credit can be utilised.

### 2.18 Provisions

Provisions for warranty and legal claims are recognised when the Group has a present legal or constructive obligation as a result of past events, it is more likely than not that an outflow of resources will be required to settle the obligation and the amount has been reliably estimated. Provisions are not recognised for future operating losses.

A provision for future potential warranty costs is calculated using historical trends and future expectations of future claims. Adjustments to the warranty provision are included in cost of sales. Actual future warranty costs may differ from those estimates.

Other provisions are measured at the present value of the expenditure expected to be required to settle the obligation using a pre-tax discount rate that reflects the current market assessment of the time value of money and the risks specific to the obligation. The increase in the provision due to the passage of time is recognised in the statement of comprehensive income as finance expenses.

Changes in the estimated timing or amount of the expenditure or discount rate are recognised in profit or loss when the changes arise.

# NOTES TO THE FINANCIAL STATEMENTS

FOR THE FINANCIAL YEAR ENDED 31 DECEMBER 2021

## 2 SIGNIFICANT ACCOUNTING POLICIES (CONTINUED)

### 2.19 Employee compensation

Employee benefits are recognised as an expense, unless the cost qualifies to be capitalised as an asset.

(a) *Defined contribution plans*

Defined contribution plans are post-employment benefit plans under which the Group pays fixed contributions into separate entities such as the Central Provident Fund in Singapore and Employee Provident Fund in Malaysia on a mandatory, contractual or voluntary basis. The Group has no further payment obligations once the contributions have been paid. The Group's contributions are recognised as employee compensation expense when they are due.

(b) *Share-based compensation*

The Group operates an equity-settled, share-based compensation plan. The value of the employee services received in exchange for the grant of options is recognised as an expense with a corresponding increase in the share option reserve over the vesting period. The total amount to be recognised over the vesting period is determined by reference to the fair value of the options granted on grant date. Non-market vesting conditions are included in the estimation of the number of shares under options that are expected to become exercisable on the vesting date.

At each balance sheet date, the Group revises its estimates of the number of shares under options that are expected to become exercisable on the vesting date and recognises the impact of the revision of the estimates in profit or loss, with a corresponding adjustment to the share option reserve over the remaining vesting period.

When the options are exercised, the proceeds received (net of transaction costs) and the related balance previously recognised in the share option reserve are credited to share capital account, when new ordinary shares are issued, or to the "Treasury shares" account, when treasury shares are re-issued to the employees.

(c) *Profit sharing and bonus plan*

The Group recognises a liability and an expense for bonuses and profit-sharing, based on a formula that takes into consideration the profit attributable to the Company's shareholders after certain adjustments. The Group recognises a provision when it is contractually obliged to pay or when there is a past practice that has created a constructive obligation to pay.

(d) *Short-term compensated absences*

Employee entitlements to annual leave are recognised when they accrue to employees. A provision is made for the estimated liability for annual leave as a result of services rendered by employee up to the balance sheet date.

# NOTES TO THE FINANCIAL STATEMENTS

FOR THE FINANCIAL YEAR ENDED 31 DECEMBER 2021

## 2 SIGNIFICANT ACCOUNTING POLICIES (CONTINUED)

### 2.20 Financial guarantees

The Company has issued corporate guarantees to banks for bank borrowings of its subsidiary corporations. These guarantees are financial guarantees as they require the Company to reimburse the banks if the subsidiary corporations fail to make principal or interest payments when due in accordance with the terms of their borrowings. Intra-group transactions are eliminated on consolidation.

Financial guarantees contracts are initially measured at fair value and subsequently measured at the higher of:

- (a) amount initially recognised less the cumulative amount of income recognised in accordance with the principles of SFRS(I) 15; and
- (b) the amount of expected loss allowance computed using the impairment methodology under Note 2.11.

### 2.21 Deferred gain

Deferred gains on sale and leaseback transactions are amortised over the lease terms of the buildings, which are being accounted for as lease liability. Amortisation is included in "Other gains/(losses), net – Others".

### 2.22 Earnings per share

The Group presents basic and diluted earnings per share data for its ordinary shares. Basic earnings per share is calculated by dividing the profit or loss attributable to ordinary shareholders of the Company by weighted-average number of ordinary shares outstanding during the financial year, adjusted for own shares held.

Diluted earnings per share is determined by adjusting the profit or loss attributable to ordinary shareholders and the weighted-average number of ordinary shares outstanding, adjusted for own shares held, for the effects of all dilutive potential ordinary shares, which comprise convertible notes and share options granted to employees.

### 2.23 Currency translation

- (a) *Functional and presentation currency*

Items included in the financial statements of each entity in the Group are measured using the currency of the primary economic environment in which the entity operates ("**functional currency**"). The financial statements are presented in Singapore Dollar ("**\$**"), which is the functional currency of the Company.

# NOTES TO THE FINANCIAL STATEMENTS

FOR THE FINANCIAL YEAR ENDED 31 DECEMBER 2021

## 2 SIGNIFICANT ACCOUNTING POLICIES (CONTINUED)

### 2.23 Currency translation (Continued)

#### (b) Transactions and balances

Transactions in a currency other than the functional currency (“**foreign currency**”) are translated into the functional currency using the exchange rates at the dates of the transactions. Currency exchange differences resulting from the settlement of such transactions and from the translation of monetary assets and liabilities denominated in foreign currencies at the closing rates at the balance sheet date are recognised in profit or loss. Monetary items include primarily financial assets (other than equity investments), contract assets and financial liabilities. However, in the consolidated financial statements, currency translation differences arising from borrowings in foreign currencies and other currency instruments designated and qualifying as net investment hedges and net investment in foreign operations, are recognised in other comprehensive income and accumulated in the currency translation reserve.

When a foreign operation is disposed of or any loan forming part of the net investment of the foreign operation is repaid, a proportionate share of the accumulated currency translation differences is reclassified to profit or loss, as part of the gain or loss on disposal.

Foreign exchange gains and losses that relate to borrowings are presented in the statement of comprehensive income within “Finance expenses”. All other foreign exchange gains and losses impacting profit or loss are presented in the statement of comprehensive income within “Other gains/(losses), net – Others”.

Non-monetary items measured at fair values in foreign currencies are translated using the exchange rates at the date when the fair values are determined.

#### (c) Translation of Group’s entities financial statements

The results and financial position of all the Group entities (none of which has the currency of a hyperinflationary economy) that have a functional currency different from the presentation currency are translated into the presentation currency as follows:

- (i) Assets and liabilities are translated at the closing exchange rates at the balance sheet date;
- (ii) Income and expenses are translated at average exchange rates (unless the average is not a reasonable approximation of the cumulative effect of the rates prevailing on the transaction dates, in which case income and expenses are translated using the exchange rates at the dates of the transactions); and
- (iii) All resulting currency translation differences are recognised in other comprehensive income and accumulated in the currency translation reserve. These currency translation differences are reclassified to profit or loss on disposal or partial disposal with loss of control of the foreign operation.

Goodwill and fair value adjustments arising on the acquisition of foreign operations are treated as assets and liabilities of the foreign operations and translated at the closing rates at the reporting date.

# NOTES TO THE FINANCIAL STATEMENTS

FOR THE FINANCIAL YEAR ENDED 31 DECEMBER 2021

## 2 SIGNIFICANT ACCOUNTING POLICIES (CONTINUED)

### 2.24 Segment reporting

Operating segments are reported in a manner consistent with the internal reporting provided to the Group's chief operating decision-maker whose members are responsible for allocating resources and assessing performance of the operating segments.

### 2.25 Cash and cash equivalents

For the purpose of presentation in the consolidated statement of cash flows, cash and cash equivalents include cash on hand and deposits with financial institutions which are subject to an insignificant risk of change in value. For cash subjected to restriction, assessment is made on the economic substance of the restriction and whether they meet the definition of cash and cash equivalents.

### 2.26 Share capital and treasury shares

Ordinary shares are classified as equity. Incremental costs directly attributable to the issuance of new ordinary shares are deducted against the share capital account.

When any entity within the Group purchases the Company's ordinary shares ("**treasury shares**"), the carrying amount which includes the consideration paid and any directly attributable transaction cost is presented as a component within equity attributable to the Company's equity holders, until they are cancelled, sold or reissued.

When treasury shares are subsequently cancelled, the cost of treasury shares are deducted against the share capital account if the shares are purchased out of capital of the Company, or against the retained profits of the Company if the shares are purchased out of earnings of the Company.

When treasury shares are subsequently sold or reissued pursuant to an employee share option scheme, the cost of treasury shares is reversed from the treasury share account and the realised gain or loss on sale or reissue, net of any directly attributable incremental transaction costs and related income tax, is recognised in the capital reserve.

### 2.27 Dividends to Company's shareholders

Dividends to Company's shareholders are recognised when the dividends are declared and approved for payment.

### 2.28 Government grants

Grants from the government are recognised as a receivable at their fair value when there is reasonable assurance that the grant will be received and the Group will comply with all the attached conditions.

Government grants receivable are recognised as income over the periods necessary to match them with the related costs which they are intended to compensate, on a systematic basis. Government grants relating to expenses are shown separately as other income.

Government grants relating to assets are deducted against the carrying amount of the assets.



# NOTES TO THE FINANCIAL STATEMENTS

FOR THE FINANCIAL YEAR ENDED 31 DECEMBER 2021

## 2 SIGNIFICANT ACCOUNTING POLICIES (CONTINUED)

### 2.29 Non-current assets (or disposal groups) held-for-sale

Non-current assets (or disposal groups) are classified as assets held-for-sale and carried at the lower of carrying amount and fair value less costs to sell if their carrying amount is recovered principally through a sale transaction rather than through continuing use. The assets are not depreciated or amortised while they are classified as held-for-sale. Any impairment loss on initial classification and subsequent measurement is recognised as an expense. Any subsequent increase in fair value less costs to sell (not exceeding the accumulated impairment loss that has been previously recognised) is recognised in profit or loss.

## 3 CRITICAL ACCOUNTING ESTIMATES, ASSUMPTIONS AND JUDGEMENTS

Estimates, assumptions and judgements are continually evaluated and are based on historical experience and other factors, including expectations of future events that are believed to be reasonable under the circumstances.

### 3.1 Critical accounting estimates and assumptions

#### (a) *Estimated impairment of goodwill*

In performing the impairment assessment of the carrying amount of goodwill, as disclosed in Note 13(a), the recoverable amounts of the cash-generating-units (“CGUs”) in which goodwill has been attributable to, are determined using value-in-use (“VIU”) calculation.

Significant judgements are involved in estimating the pre-tax discount rate, gross margin and growth rate applied in computing the recoverable amounts of different CGUs. Specific estimates are disclosed in Note 13(a).

The Group has assessed that any reasonably possible change in the key assumptions used in the VIU calculation does not materially cause the recoverable amount to be lower than its carrying amount.

#### (b) *Useful lives of property, plant and equipment*

The estimated useful lives and recoverable amounts of property, plant and equipment are based on judgement and the best currently available information. Useful life is defined as the period over which an asset is expected to be available for use by the Group. An asset’s useful life may be different than its physical life and the estimate of the useful life involves a significant degree of management judgement. The carrying amount and estimated useful life are reviewed annually by management, taking into consideration of physical, economic and commercial conditions. The carrying amount of the Group’s property, plant and equipment at the end of the reporting period is disclosed in Note 8. Changes in the expected level of usage and technological developments could impact the economic useful life and the residual value of the asset, therefore future depreciation charges could be revised.

If the actual useful lives of the property, plant and equipment differ by 10% from management estimates, the carrying amount of the property, plant and equipment will be an \$1,353,000 (2020: \$1,316,000) higher or lower.

# NOTES TO THE FINANCIAL STATEMENTS

FOR THE FINANCIAL YEAR ENDED 31 DECEMBER 2021

## 3 CRITICAL ACCOUNTING ESTIMATES, ASSUMPTIONS AND JUDGEMENTS (CONTINUED)

### 3.1 Critical accounting estimates and assumptions (Continued)

#### (c) *Carrying amount of service concession receivables*

The service concession receivables are initially measured at fair value and subsequently measured at amortised cost using the effective interest method. The effective interest method uses a set of estimated future cash flows through the expected life of the financial asset using all of the financial asset's contractual terms, rather than contractual cash flows.

Estimation is exercised in preparing and forecasting the future cash flows and may have an impact to the financial statements. The Group is required to reflect the actual cash and revised estimated cash flows whenever circumstances require the Group to revise its cash flow estimates and an adjustment to the carrying amount of the financial asset.

The assumptions used and estimates made can materially affect the carrying amount of the service concession receivables. The carrying amount of the Group's receivables arising from service concession arrangement at the end of the reporting period is disclosed in Note 6.

If the actual cash flows differ by 5% (2020: 5%) from management estimates, the carrying amount of the service concession receivables will be increased/decreased by \$95,000 (2020: \$1,275,000) and correspondingly to profit or loss.

#### (d) *Current and deferred tax*

The Group calculates current and deferred tax provisions for each of the jurisdictions in which it operates. Actual amounts of income tax expense are not final until tax returns are filed and accepted by the relevant authorities and ultimately until they are statute barred from reassessment. This occurs subsequent to the issuance of financial statements. Therefore, results in subsequent periods will be affected by the amount that estimates differ from the final tax filings, resolution of uncertain tax positions, open years or tax disputes that may arise.

The Group is required to make estimates and assumptions when assessing whether deferred tax assets and certain deferred tax liabilities are recognised on the balance sheet. The Group also evaluates the recoverability of deferred tax assets based on an assessment of the likelihood of using the underlying future tax deductions against future taxable income before they expire. Deferred tax liabilities arising from temporary differences on investments in subsidiary corporations are recognised unless the reversal of the temporary differences is not expected to occur in the foreseeable future and can be controlled. Assumptions about the generation of future taxable profits and repatriation of retained profits depend on management's estimates. These estimates and judgements are subject to risk and uncertainty and could result in an adjustment to the deferred tax provision and a corresponding credit or charge to profit or loss. New information may become available that causes the Group to change its judgement and estimates regarding the adequacy of provisions related to income and other taxes. Any changes will be recorded prospectively in the period that such determinations are made.



# NOTES TO THE FINANCIAL STATEMENTS

FOR THE FINANCIAL YEAR ENDED 31 DECEMBER 2021

## 3 CRITICAL ACCOUNTING ESTIMATES, ASSUMPTIONS AND JUDGEMENTS (CONTINUED)

### 3.1 Critical accounting estimates and assumptions (Continued)

#### (d) *Current and deferred tax (Continued)*

The Group's and the Company's deferred taxes, unrecognised tax losses, capital allowances and merger and acquisition allowances are set out in Note 22. The amount of income tax expense recognised is disclosed in Note 31.

### 3.2 Critical judgements in applying the entity's accounting policies

#### (a) *Impairment of trade receivables*

As at 31 December 2021, the Group's trade receivables before loss allowance amounted to \$150,677,000 (2020: \$147,888,000) (Note 5), arising from the Group's different revenue segments – wholesale of building products, trading of paper products and power plant operations.

Based on the Group's historical credit loss experience, trade receivables exhibited significantly different loss patterns for each revenue segment. Management has determined the expected loss rates by grouping the receivables according to the category of internal credit rating of each segment. A loss allowance of \$1,465,000 (2020: \$1,884,000) (Note 5) for trade receivables was recognised as at 31 December 2021.

The Group's and the Company's credit risk exposure for trade receivables are set out in Note 35(a)(i).

#### (b) *Valuation of inventories*

Inventories are carried at the lower of cost and net realisable value, except for production consumables which are recorded at the lower of cost and replacement cost which approximates net realisable value. The Group reviews the ageing analysis of inventories at each balance sheet date, and obsolete and slow moving inventory items identified that are no longer suitable for sale are write-down. The net realisable value for such inventories are estimated based primarily on the latest product prices and current market conditions. The carrying amount of the Group's inventories is disclosed in Note 7. If the net realisable value of the inventories were lower by 1%, the carrying amount of inventories will be decreased by \$2,426,000 (2020: \$2,027,000).

#### (c) *Critical judgement over the lease terms*

As at 31 December 2021, the Group's lease liabilities, which are measured with reference to an estimate of the lease terms, amounted to \$105,735,000 (2020: \$99,554,000), of which \$74,861,000 (2020: \$68,410,000) arose from extension options. Extension option is included in the lease term if the lease is reasonably certain to be extended. In determining the lease term, management considers all facts and circumstances that create an economic incentive to exercise the extension option.

# NOTES TO THE FINANCIAL STATEMENTS

FOR THE FINANCIAL YEAR ENDED 31 DECEMBER 2021

## 3 CRITICAL ACCOUNTING ESTIMATES, ASSUMPTIONS AND JUDGEMENTS (CONTINUED)

### 3.2 Critical judgements in applying the entity's accounting policies (Continued)

(c) *Critical judgement over the lease terms (Continued)*

For leases of warehouse and factory, the following factors are considered to be most relevant:

- If any leasehold improvements are expected to have a significant remaining value, the Group typically includes the extension option in lease liabilities;
- If the warehouse and factory are located in strategic locations that will contribute to the continued profitability of the business segment, the Group typically includes the extension option in lease liabilities;
- Otherwise, the Group considers other factors including its historical lease periods for similar assets, costs required to obtain replacement assets, and business disruptions.

The assessment of reasonable certainty to exercise extension options is only revised if a significant change in circumstances occurs which affects this assessment, and that is within the control of the lessee. There is no change in the Group's assessment of extension option which has an impact on the recognised lease liabilities and right-of-use assets during the financial year.

## 4 CASH AND CASH EQUIVALENTS

	Group		Company	
	2021 \$'000	2020 \$'000	2021 \$'000	2020 \$'000
Cash at bank and on hand	88,057	12,254	4,740	4,275
Short-term bank deposits	200	6,783	5	5
	<u>88,257</u>	<u>19,037</u>	<u>4,745</u>	<u>4,280</u>

Cash and cash equivalents denominated in foreign currency other than the functional currencies of the Group's entities at balance sheet date are as follows:

	Group		Company	
	2021 \$'000	2020 \$'000	2021 \$'000	2020 \$'000
United States Dollar	8,096	2,998	720	451

# NOTES TO THE FINANCIAL STATEMENTS

FOR THE FINANCIAL YEAR ENDED 31 DECEMBER 2021

## 5 TRADE AND OTHER RECEIVABLES

	Group		Company	
	2021 \$'000	2020 \$'000	2021 \$'000	2020 \$'000
Trade receivables – non-related parties	150,677	147,888	183	180
Less: Loss allowance (Note 35(a))	(1,465)	(1,884)	–	–
Trade receivables – net	149,212	146,004	183	180
Non-trade amounts due from subsidiary corporations (Note 35(g))	–	–	57,505	50,276
Loan to subsidiary corporations	–	–	64,245	83,870
Deposits	69	90	37	37
Prepayments	4,680	3,780	21	14
Other receivables – non-related parties	9,062	5,808	5	12
	13,811	9,678	121,813	134,209
	163,023	155,682	121,996	134,389

Trade receivables of \$139,981,000 (2020: \$136,475,000) of the Group are pledged as security for the revolving credit facility of the Group (Note 16).

Trade receivables are non-interest bearing and are generally on 30 to 120 days' credit terms. They are recognised at their original invoice amounts which represent their fair values on initial recognition.

The non-trade amounts due from subsidiary corporations are unsecured, interest-free and repayable on demand.

The loan to a subsidiary corporation by the Company amounted to \$4,222,000 (2020: \$4,131,000) are unsecured, bears interest at 8% per annum and repayable in 8 equal annual instalments commencing on 28 February 2015. The remaining portion of loan to subsidiary corporations by the Company are unsecured, bears interest at 11% per annum and repayable on demand except for loan amount of \$33,394,000 (2020: \$53,711,000) which are unsecured, interest-free and repayable on demand.

Trade and other receivables denominated in foreign currencies other than the functional currencies of the Group's entities at balance sheet date are as follows:

	Group		Company	
	2021 \$'000	2020 \$'000	2021 \$'000	2020 \$'000
United States Dollar	1,592	1,345	8,882	8,292
Canadian Dollar	–	–	80,530	96,918

# NOTES TO THE FINANCIAL STATEMENTS

FOR THE FINANCIAL YEAR ENDED 31 DECEMBER 2021

## 6 SERVICE CONCESSION RECEIVABLES

	Group	
	2021 \$'000	2020 \$'000
Current portion	16,077	15,732
Non-current portion	17,860	23,760
	33,937	39,492

During the financial year, the Group recognised finance income of \$4,156,000 (2020: \$4,116,000) as revenue from service concession arrangement (Note 26). The effective interest rate applied is 12% (2020: 12%) per annum.

The carrying amount of the non-current portion of service concession receivables approximates its fair value.

The service concession receivables are denominated in the functional currency of the subsidiary corporation, i.e. United States Dollar.

### Service concession arrangement

In 2014, the Group through its subsidiary corporation has entered into a service concession arrangement with Electric Power Generation Enterprise ("**EPGE**"), a governmental body of the Republic of the Union of Myanmar (the grantor) to provide electricity generated by it to EPGE on a take or pay and Build-Operate-Transfer ("**BOT**") basis.

Under the service concession arrangement, the Group is responsible for the construction of the gas-fired electricity generating power plant (the "**plant**") in Ywama (Yangon), Myanmar. Upon completion of the construction, the Group is responsible for operating the plant and sale of electrical energy generated by it to EPGE, the off-taker. The concession period for the plant is 30 years. During the concession period, the Group receives guaranteed minimum annual payments from EPGE. These guaranteed minimum annual payments are recognised as financial receivables to the extent that the Group has contractual rights under the concession arrangements. The financial receivables are measured on initial recognition at their fair value.

The service concession agreement contains a renewal option. Subject to the terms and conditions of the service concession arrangement, the Group and EPGE have the right to terminate the agreement. At the end of the concession period, the title to the plant will be transferred to EPGE.

The counterparty of the above service concession arrangement is a governmental body in the Republic of the Union of Myanmar with good payment records and no history of default. Accordingly, management is of the view that the associated credit risk is not significant.

# NOTES TO THE FINANCIAL STATEMENTS

FOR THE FINANCIAL YEAR ENDED 31 DECEMBER 2021

## 7 INVENTORIES

	Group	
	2021	2020
	\$'000	\$'000
<u>At cost</u>		
Building products:		
– Allied building products	54,140	37,670
– Lumber products	143,314	124,678
– Panel products	31,630	33,506
Paper products:		
– Finished goods	5,750	2,774
– Raw materials	5,037	2,133
Work-in-progress	12	9
Production consumables	2,676	1,904
	242,559	202,674

The cost of inventories recognised as an expense and included in “cost of sales” amounted to \$8,248,000 (2020: \$18,419,000). The Group has recognised a write-down on its slow-moving inventories amounting to \$17,145,000 (2020: \$1,948,000) (Note 28).

Inventories of \$23,195,000 (2020: \$197,199,000) of the Group have been pledged as security for the revolving credit facility of the Group (Note 16).

# NOTES TO THE FINANCIAL STATEMENTS

FOR THE FINANCIAL YEAR ENDED 31 DECEMBER 2021

## 8 PROPERTY, PLANT AND EQUIPMENT

	Freehold land \$'000	Leasehold land, buildings and leasehold improvements \$'000	Treating equipment, warehouse equipment and plant and machinery \$'000	Furniture, fixtures and office equipment \$'000	Motor vehicles \$'000	Computer system and license \$'000	Construction in progress \$'000	Total \$'000
<b>Group</b>								
<b>2021</b>								
<b>Cost</b>								
Beginning of financial year	9,519	132,347	80,121	3,866	1,597	7,762	–	235,212
Additions	–	8,896	4,681	491	47	1,306	100	15,521
Disposals	–	(33)	(1,141)	(407)	–	(695)	–	(2,276)
ROU disposals	–	(485)	(251)	–	–	–	–	(736)
Written off	–	–	–	(22)	–	–	–	(22)
Currency translation differences	59	2,155	(529)	3	(18)	190	–	1,860
End of financial year	9,578	142,880	82,881	3,931	1,626	8,563	100	249,559
<b>Accumulated depreciation</b>								
Beginning of financial year	–	19,882	38,278	1,573	1,158	3,964	–	64,855
Charge for the financial year (Note 28)	–	7,080	5,100	545	181	626	–	13,532
Disposals	–	(33)	(1,102)	(381)	–	(281)	–	(1,797)
ROU disposals	–	(485)	(230)	–	–	–	–	(715)
Written off	–	–	–	(22)	–	–	–	(22)
Currency translation differences	–	104	(399)	(22)	(15)	97	–	(235)
End of financial year	–	26,548	41,647	1,693	1,324	4,406	–	75,618
<b>Net book value</b>								
End of financial year	9,578	116,332	41,234	2,238	302	4,157	100	173,941



# NOTES TO THE FINANCIAL STATEMENTS

FOR THE FINANCIAL YEAR ENDED 31 DECEMBER 2021

## 8 PROPERTY, PLANT AND EQUIPMENT (CONTINUED)

	Freehold land \$'000	Leasehold land, buildings and leasehold improvements \$'000	Treating equipment, warehouse equipment and plant and machinery \$'000	Furniture, fixtures and office equipment \$'000	Motor vehicles \$'000	Computer system and license \$'000	Total \$'000
<b>Group</b>							
<b>2020</b>							
<b>Cost</b>							
Beginning of financial year	9,560	133,454	75,223	3,625	1,529	6,884	230,275
Additions	–	2,144	4,838	1,296	75	468	8,821
Disposals	–	(449)	(2,013)	(996)	(8)	(18)	(3,484)
ROU disposals	–	(173)	(313)	–	–	–	(486)
Reclassification	–	(4,526)	4,178	–	–	348	–
Currency translation differences	(41)	1,897	(1,792)	(59)	1	80	86
End of financial year	9,519	132,347	80,121	3,866	1,597	7,762	235,212
<b>Accumulated depreciation</b>							
Beginning of financial year	–	13,863	35,853	1,977	978	2,797	55,468
Charge for the financial year (Note 28)	–	6,708	4,590	537	187	1,134	13,156
Disposals	–	(444)	(1,871)	(906)	(8)	(19)	(3,248)
ROU disposals	–	(173)	(313)	–	–	–	(486)
Currency translation differences	–	(72)	19	(35)	1	52	(35)
End of financial year	–	19,882	38,278	1,573	1,158	3,964	64,855
<b>Net book value</b>							
End of financial year	9,519	112,465	41,843	2,293	439	3,798	170,357

# NOTES TO THE FINANCIAL STATEMENTS

FOR THE FINANCIAL YEAR ENDED 31 DECEMBER 2021

## 8 PROPERTY, PLANT AND EQUIPMENT (CONTINUED)

	Leasehold building \$'000	Furniture, fixtures, and office equipment \$'000	Motor vehicles \$'000	Total \$'000
<b>Company</b>				
<b>2021</b>				
<b>Cost</b>				
Beginning of financial year	370	88	435	893
Written off	–	(9)	–	(9)
End of financial year	370	79	435	884
<b>Accumulated depreciation</b>				
Beginning of financial year	175	77	188	440
Charge for the financial year	123	7	87	217
Written off	–	(9)	–	(9)
End of financial year	298	75	275	648
<b>Net book value</b>				
End of financial year	72	4	160	236
<b>2020</b>				
<b>Cost</b>				
Beginning of financial year	370	79	435	884
Additions	–	9	–	9
End of financial year	370	88	435	893
<b>Accumulated depreciation</b>				
Beginning of financial year	51	68	101	220
Charge for the financial year	124	9	87	220
End of financial year	175	77	188	440
<b>Net book value</b>				
End of financial year	195	11	247	453

Right-of-use assets acquired under leasing arrangements are presented together with the owned assets of the same class. Details of such leased assets are disclosed in Note 9(a).

As of 31 December 2021, the development costs of the computer systems projects that are not ready for use were \$586,000 (2020: \$487,000). No depreciation has been recognised on the components that are not ready for use.

Bank borrowings of \$7,875,000 (2020: \$8,393,000) (Note 17) are secured partially by the freehold land and leasehold buildings of one of the Group's subsidiary corporations with net book value of \$1,425,000 (2020: \$1,399,000) and \$1,520,000 (2020: \$1,581,000) respectively.

# NOTES TO THE FINANCIAL STATEMENTS

FOR THE FINANCIAL YEAR ENDED 31 DECEMBER 2021

## 9 LEASES – THE GROUP AS A LESSEE

### Nature of the Group's leasing activities

#### **Leasehold land, buildings and leasehold improvements**

The Group leases warehouse for storage and distribution needs. These leasehold land, buildings and leasehold improvements are recognised within Property, plant and equipment (Note 8).

There is no externally imposed covenant on these lease arrangements.

#### **Treating equipment, warehouse equipment and plant and machinery**

The Group leases equipment to produce pressure-treated wood products at its wood preservation plants.

#### (a) *Carrying amounts*

##### ROU assets classified within Property, plant and equipment

	Group		Company	
	2021 \$'000	2020 \$'000	2021 \$'000	2020 \$'000
Leasehold land, buildings and leasehold improvements	94,888	90,917	72	195
Treating equipment, warehouse equipment and plant and machinery	4,546	3,395	–	–
Furniture, fixtures and office equipment	35	47	4	7
	99,469	94,359	76	202

#### (b) *Depreciation charge during the financial year*

	Group	
	2021 \$'000	2020 \$'000
Leasehold land, buildings and leasehold improvements	5,549	5,317
Treating equipment, warehouse equipment and plant and machinery	1,104	842
Furniture, fixtures and office equipment	12	11
	6,665	6,170

# NOTES TO THE FINANCIAL STATEMENTS

FOR THE FINANCIAL YEAR ENDED 31 DECEMBER 2021

## 9 LEASES – THE GROUP AS A LESSEE (CONTINUED)

(c) *Interest expense*

Interest expense on lease liabilities of the Group for the financial year ended 31 December 2021 was \$5,080,000 (2020: \$5,060,000).

(d) *Lease expense not capitalised in lease liabilities*

	Group	
	2021 \$'000	2020 \$'000
Lease expense – short-term leases	123	191

(e) Total cash outflow for all leases during the financial year ended 31 December 2021 for the Group was \$10,367,000 (2020: \$10,106,000).

(f) Additions of ROU assets during the financial year ended 31 December 2021 for the Group was \$10,057,000 (2020: \$4,331,000).

	Group		Company	
	2021 \$'000	2020 \$'000	2021 \$'000	2020 \$'000
Leasehold land, buildings and leasehold improvements	7,849	1,889	–	–
Treating equipment, warehouse equipment and plant and machinery	2,208	2,392	–	–
Furniture, fixtures and office equipment	–	50	–	–
	10,057	4,331	–	–

# NOTES TO THE FINANCIAL STATEMENTS

FOR THE FINANCIAL YEAR ENDED 31 DECEMBER 2021

## 10 FINANCIAL ASSET, AT FVOCI

	Group	
	2021 \$'000	2020 \$'000
<u>Listed equity security – Malaysia</u>		
Beginning of financial year	1,786	1,964
Fair value gain/(loss)	922	(178)
Addition	4,498	–
Disposals	(6,821)	–
End of financial year	385	1,786

Financial asset, at FVOCI is denominated in the foreign currency other than the functional currency of the subsidiary corporation, i.e. Malaysian Ringgit.

The Group has elected to measure this equity security at FVOCI due to the Group's intention to hold this equity instrument for long-term appreciation.

The Group recognised dividend income of \$59,000 (2020: \$39,000) from the listed equity security during the financial year (Note 27).

During the financial year ended 31 December 2021, the Group disposed listed equity securities as the underlying investment was no longer aligned with the Group's long-term investment strategy. These investments had a fair value gain of \$441,000 (2020: \$Nil) at the date of disposal and the cumulative loss on disposal amounted to \$84,000 (2020: \$Nil), net of tax. The cumulative loss on disposal was reclassified from fair value reserve to retained profits.

## 11 FINANCIAL ASSET, AT FVPL

	Group and Company	
	2021 \$'000	2020 \$'000
<u>Unlisted equity security – Singapore</u>		
Beginning of financial year	500	500
Fair value loss (Note 27)	(280)	–
End of financial year	220	500

The Group has classified this equity security at FVPL upon initial recognition and assessed the fair value at balance sheet date. The Group has performed its impairment review by comparing the carrying amount of the financial asset against the recoverable amount. The valuation technique used is primarily discounted future earnings. The models used to determine fair values are validated and periodically reviewed by management. The inputs in the multiples models includes unobservable data such as forecast earnings and discount rate. The future earnings are discounted using a pre-tax discount rate of 5.25% (2020: 5.25%).

# NOTES TO THE FINANCIAL STATEMENTS

FOR THE FINANCIAL YEAR ENDED 31 DECEMBER 2021

## 12 INVESTMENTS IN SUBSIDIARY CORPORATIONS

	Company	
	2021 \$'000	2020 \$'000
Equity investments at cost		
Beginning and end of financial year	34,854	34,854

The Group has the following subsidiary corporations as at 31 December 2021 and 2020:

Name of companies	Country of business/ incorporation	Principal activities	Proportion of ordinary shares directly held by Parent		Proportion of ordinary shares held by the Group		Proportion of ordinary shares held by non-controlling interests	
			2021	2020	2021	2020	2021	2020
			%	%	%	%	%	%
<b><i>Held by the Company</i></b>								
(1) UPP Industries Pte. Ltd.	Singapore	Investment holding	100	100	100	100	–	–
(1) UPP Greentech Pte. Ltd.	Singapore	Investment holding	100	100	100	100	–	–
(1) Avarga Investment Pte. Ltd.	Singapore	Investment holding	100	100	100	100	–	–
(4) UPP Investments Luxembourg S.à.r.l.	Luxembourg	Investment holding	100	100	100	100	–	–
(4) Avarga Canada Limited	Canada	Investment holding	23	23	100	100	–	–
<b><i>Held through subsidiary corporations</i></b>								
(2) Avarga (M) Sdn. Bhd.	Malaysia	Investment holding	–	–	100	100	–	–
(3) UPP Pulp & Paper (M) Sdn. Bhd.	Malaysia	Manufacture and sale of paper products and trading in recycled fibre	–	–	100	100	–	–
(3) UPP Recycled Fibre (M) Sdn. Bhd.	Malaysia	Dormant	–	–	100	100	–	–
(3)(7) UPP Paper Sdn. Bhd.	Malaysia	Investment holding	–	–	100	–	–	–
(4) UPP Power (Myanmar) Limited	Myanmar	Design, operate and maintain power plants for electricity generation and sell the electricity produced to the Myanmar Government	–	–	100	100	–	–



# NOTES TO THE FINANCIAL STATEMENTS

FOR THE FINANCIAL YEAR ENDED 31 DECEMBER 2021

## 12 INVESTMENTS IN SUBSIDIARY CORPORATIONS (CONTINUED)

The Group has the following subsidiary corporations as at 31 December 2021 and 2020 (Continued):

Name of companies	Country of business/ incorporation	Principal activities	Proportion of ordinary shares directly held by Parent		Proportion of ordinary shares held by the Group		Proportion of ordinary shares held by non-controlling interests		
			2021	2020	2021	2020	2021	2020	
			%	%	%	%	%	%	
<i>Held through subsidiary corporations</i> (Continued)									
<sup>(4)</sup> Avarga Canada Limited	Canada	Investment holding	23	23	100	100	–	–	
<sup>(5)(6)</sup> Taiga Building Products Ltd. and its subsidiary corporations	Canada	Independent wholesale distributor of building products	–	–	71.8	71.6	28.2	28.4	

<sup>(1)</sup> Audited by Nexia TS Public Accounting Corporation, Singapore, a member firm of Nexia International.

<sup>(2)</sup> Audited by SSY Partners Chartered Accountants, Malaysia, a member firm of Nexia International.

<sup>(3)</sup> Audited by Deloitte PLT, Malaysia.

<sup>(4)</sup> Reviewed by Nexia TS Public Accounting Corporation for consolidation purposes.

<sup>(5)</sup> Audited by Dale Matheson Carr-Hilton Labonte, LLP, Vancouver, an independent member firm associated with Moore Stephens International Limited.

<sup>(6)</sup> During the financial year ended 31 December 2021, Taiga had reacquired some of its ownership interest and resulted in the increase in the Group's shareholding in Taiga to 71.8%.

<sup>(7)</sup> Incorporated on 6 April 2021.

### Carrying value of non-controlling interests

	Group	
	2021 \$'000	2020 \$'000
Taiga Building Products Ltd. (" <b>Taiga</b> ") and its subsidiary corporations	83,045	64,371

# NOTES TO THE FINANCIAL STATEMENTS

FOR THE FINANCIAL YEAR ENDED 31 DECEMBER 2021

## 12 INVESTMENTS IN SUBSIDIARY CORPORATIONS (CONTINUED)

### Summarised financial information of a subsidiary corporation with material non-controlling interests

Set out below are the summarised financial information for a subsidiary corporation that has non-controlling interests that are material to the Group. This is presented before inter-company eliminations.

#### Taiga Building Products Ltd. and its subsidiary corporations

##### Summarised balance sheet as at 31 December

	2021 \$'000	2020 \$'000
<b>Current</b>		
Assets	457,286	342,683
Liabilities	(218,727)	(146,383)
Total current net assets	238,559	196,300
<b>Non-current</b>		
Assets	198,142	189,115
Liabilities	(121,001)	(138,224)
Total non-current net assets	77,141	50,891
<b>Net assets</b>	315,700	247,191

##### Summarised statement of comprehensive income for the financial year ended 31 December

	2021 \$'000	2020 \$'000
Revenue	2,377,761	1,632,036
Profit before income tax	130,095	94,714
Income tax expense	(34,087)	(24,950)
<b>Net profit</b>	96,008	69,764
Other comprehensive income/(loss)	285	(2,314)
<b>Total comprehensive income</b>	96,293	67,450
Total comprehensive income allocated to non-controlling interests	27,343	19,334
Dividends paid to non-controlling interests	9,239	–





# NOTES TO THE FINANCIAL STATEMENTS

FOR THE FINANCIAL YEAR ENDED 31 DECEMBER 2021

## 12 INVESTMENTS IN SUBSIDIARY CORPORATIONS (CONTINUED)

### Summarised cash flows for the financial year ended 31 December

	2021 \$'000	2020 \$'000
Net cash provided by operating activities	127,119	53,539
Net cash used in investing activities	(3,386)	(2,879)
Net cash used in financing activities	(49,328)	(50,660)

### Transaction with non-controlling interests

#### Deemed acquisition of additional interest in a subsidiary corporation

During the financial year, Taiga acquired 332,594 (2020: 2,979,026) shares of its own in the open market for cash consideration of C\$843,752, i.e. approximately \$896,000 (2020: C\$3,230,000, i.e. approximately \$3,324,000). The Group now holds 71.8% (2020: 71.6%) of the equity share capital of Taiga Group. This has resulted in a decrease in non-controlling interests of \$882,000 (2020: \$3,977,000) and a decrease in equity attributable to owners of the Company of \$14,000 (2020: increase of \$653,000). The effect of the Taiga shares buy-back transactions is summarised as follows:

	2021 \$'000	2020 \$'000
Carrying amount of non-controlling interests deemed acquired	882	3,977
Consideration transferred to non-controlling interests	(896)	(3,324)
(Decrease)/increase in equity attributable to owners of the Company	(14)	653

### For the financial year ended 31 December 2020:

#### Acquisition of additional interest in a subsidiary corporation

On 22 May 2020, the Group acquired additional 1.8% of the issued shares of Taiga for a purchase consideration of C\$1,950,000, i.e. approximately \$1,991,000. The Group now holds 69.7% of the equity share capital of Taiga before the effect of the Taiga's shares buyback transactions. The carrying amount of the non-controlling interests in Taiga on the date of acquisition was \$2,918,000. The Group derecognised non-controlling interests of \$2,918,000 and recorded an increase in equity attributable to owners of the Company of \$927,000. The effect of changes in the ownership interest of Taiga on the equity attributable to owners of the Company during the financial year ended 31 December 2020 was summarised as follows:

	2020 \$'000
Carrying amount of non-controlling interests acquired	2,918
Consideration paid to non-controlling interests	(1,991)
Increase in equity attributable to owners of the Company	927

# NOTES TO THE FINANCIAL STATEMENTS

FOR THE FINANCIAL YEAR ENDED 31 DECEMBER 2021

## 13 INTANGIBLE ASSETS

	Group	
	2021 \$'000	2020 \$'000
<u>Composition</u>		
Goodwill (Note (a))	33,005	32,303
Customers relationships and brand name (Note (b))	21,020	25,001
Favourable lease terms (Note (c))	3,176	3,858
	57,201	61,162

### (a) Goodwill

	Group	
	2021 \$'000	2020 \$'000
<b>Cost</b>		
Beginning of financial year	32,303	32,322
Currency translation differences	702	(19)
End of financial year	33,005	32,303
<b>Accumulated impairment</b>		
Beginning and end of financial year	-	-
<b>Net book value</b>		
End of financial year	33,005	32,303

#### Impairment test for goodwill

Goodwill is allocated to the Group's cash-generating-units ("CGUs") identified according to countries of operation and business segments as follows:

	Group	
	2021 \$'000	2020 \$'000
<b>Building products</b>		
Canada	22,475	21,967
United States	10,530	10,336
	33,005	32,303

The Group performed its impairment testing by comparing the carrying value of the CGU against its value-in-use.

# NOTES TO THE FINANCIAL STATEMENTS

FOR THE FINANCIAL YEAR ENDED 31 DECEMBER 2021

## 13 INTANGIBLE ASSETS (CONTINUED)

### (a) Goodwill (Continued)

#### Impairment test for goodwill (Continued)

The value-in-use of the CGU requires the use of assumptions. The calculation uses cash flow projections based on financial budgets approved by management covering a five-year period. Cash flows beyond the five-year period are extrapolated using an estimated terminal growth rate of 1% and 3% (2020: 1% and 3%) for Canada and United States respectively. The value-in-use calculation includes cash flows relating to sustaining capital expenditures and working capital based on historical activity. Cash flows are discounted using a pre-tax discount rate of 6.1% and 11.0% (2020: 6.2% and 13.7%) for Canada and United States respectively.

Based on the impairment test, the value-in-use of both CGUs exceeded its respective carrying amounts. As a result, no allowance for impairment of goodwill was provided. There is a material degree of uncertainty with respect to the estimates of the recoverable amount of the CGU's net assets.

The Group has assessed that any reasonably possible change in the key assumptions used in the value-in-use calculation would not result in the carrying amount of each CGU to exceed its recoverable amount.

### (b) Customers relationships and brand name

	Group	
	2021 \$'000	2020 \$'000
<b>Cost</b>		
Beginning of financial year	40,509	40,629
Currency translation differences	859	(120)
End of financial year	41,368	40,509
<b>Accumulated amortisation</b>		
Beginning of financial year	15,508	11,079
Amortisation charge	4,522	4,408
Currency translation differences	318	21
End of financial year	20,348	15,508
<b>Net book value</b>		
End of financial year	21,020	25,001

# NOTES TO THE FINANCIAL STATEMENTS

FOR THE FINANCIAL YEAR ENDED 31 DECEMBER 2021

## 13 INTANGIBLE ASSETS (CONTINUED)

### (c) Favourable lease terms

	Group	
	2021 \$'000	2020 \$'000
<b>Cost</b>		
Beginning of financial year	7,824	7,779
Currency translation differences	181	45
End of financial year	8,005	7,824
<b>Accumulated amortisation</b>		
Beginning of financial year	3,966	3,103
Amortisation charge	778	836
Currency translation differences	85	27
End of financial year	4,829	3,966
<b>Net book value</b>		
End of financial year	3,176	3,858

### (d) Amortisation expense included in the statement of comprehensive income is analysed as follows:

	Group	
	2021 \$'000	2020 \$'000
Administrative expenses (Note 28)	5,300	5,244

## 14 TRADE AND OTHER PAYABLES

	Group		Company	
	2021 \$'000	2020 \$'000	2021 \$'000	2020 \$'000
Trade payables – related parties	–	–	946	–
Trade payables – non-related parties	59,373	59,065	–	–
Accrued operating expenses	108,756	72,999	590	1,066
Other payables – non-related parties	158	155	86	93
Provisions (Note 20)	870	678	–	–
	169,157	132,897	1,622	1,159



## NOTES TO THE FINANCIAL STATEMENTS

FOR THE FINANCIAL YEAR ENDED 31 DECEMBER 2021

### 14 TRADE AND OTHER PAYABLES (CONTINUED)

Trade and other payables denominated in foreign currencies other than the functional currencies of the Group's entities at balance sheet date are as follows:

	Group		Company	
	2021 \$'000	2020 \$'000	2021 \$'000	2020 \$'000
United States Dollar	6,798	7,468	946	8

### 15 DERIVATIVE FINANCIAL INSTRUMENTS

	Group	
	2021 \$'000	2020 \$'000
Financial liabilities at fair value through profit or loss which are held for trading		
– Lumber futures contract	858	203

The Group selectively utilises Chicago Mercantile Exchange Random Length lumber futures contracts. Each contract calls for mill delivery of 110,000 board feet (plus or minus 5,000 board feet) of random length 8-foot to 20-foot nominal 2-inch x 4-inch pieces. The contracts can be settled in cash or by delivery of a commodity.

### 16 REVOLVING CREDIT FACILITY

	Group	
	2021 \$'000	2020 \$'000
Revolving credit facility	–	9,926
Financing costs, net of amortisation	–	(852)
	–	9,074

The Group renewed its senior credit facility with a syndicate of lenders led by JPMorgan Chase Bank on 28 June 2018 (the "**Facility**"). The Facility was increased from C\$225 million to C\$250 million, with an option to increase the limit by up to C\$50 million. The Facility also features an ability to draw on additional term loans in an aggregate amount of approximately C\$23 million at favourable rates. The Facility continues to bear interest at variable rates plus variable margins, is secured by a first perfected security interest in all personal property of Taiga and certain of its subsidiary corporations, and will mature on 28 June 2023. Taiga's ability to borrow under the Facility is based upon a defined percentage of accounts receivables and inventories. The terms, conditions, and covenants of the Facility have been met as at 31 December 2021 and 2020.

The Group's revolving credit facility includes an amount of \$Nil (2020: \$1,184,000) denominated in the foreign currency other than the functional currency of the subsidiary corporation, i.e. United States Dollar.

The carrying amount of the revolving credit facility approximates its fair value as this liability bears interest at variable market rate.

# NOTES TO THE FINANCIAL STATEMENTS

FOR THE FINANCIAL YEAR ENDED 31 DECEMBER 2021

## 17 BANK BORROWINGS

	Group	
	2021 \$'000	2020 \$'000
Current	40,591	45,401
Non-current	9,144	11,862
Total borrowings	49,735	57,263

The exposure of the bank borrowings of the Group to interest rate changes and the contractual repricing dates at the balance sheet date are as follows:

	Group	
	2021 \$'000	2020 \$'000
6 months or less	49,735	57,263

### Security granted

Total borrowings include secured liabilities of \$7,875,000 (2020: \$8,393,000) for the Group. These borrowings are secured partially by the freehold land and leasehold buildings of one of the Group's subsidiary corporations (Note 8).

### Fair value of non-current borrowings

The carrying amounts of the bank borrowings approximate their fair values as these liabilities bear interest at variable financial market rates.

### Loan covenants

Some of the Group's loan arrangements are subject to covenant clauses, whereby the Group is required to meet certain key financial ratios.

# NOTES TO THE FINANCIAL STATEMENTS

FOR THE FINANCIAL YEAR ENDED 31 DECEMBER 2021

## 18 LEASE LIABILITIES

A summary of the right-of-use lease obligations is as follows:

	Group		Company	
	2021 \$'000	2020 \$'000	2021 \$'000	2020 \$'000
Minimum lease payments due over the lives of the right-of-use leases:				
– Not later than one year	11,063	9,814	83	132
– Between one and five years	37,947	35,129	2	85
– Later than five years	116,817	114,365	–	–
	165,827	159,308	85	217
Less: Future finance charges	(60,092)	(59,754)	(1)	(5)
Present value of lease liabilities	105,735	99,554	84	212

The present values of lease liabilities are analysed as follows:

	Group		Company	
	2021 \$'000	2020 \$'000	2021 \$'000	2020 \$'000
Current				
– Not later than one year	5,727	4,771	83	128
Non-current				
– Between one and five years	19,015	17,134	1	84
– Later than five years	80,993	77,649	–	–
	100,008	94,783	1	84
Total	105,735	99,554	84	212

As at 31 December 2021, the Group leases certain buildings and operating equipment from non-related parties which are classified as right-of-use assets under the adoption of SFRS(I) 16. Lease payments represent blended payments consisting of principal and interest based on interest rates ranging from 3.9% to 6.2% (2020: 3.9% to 5.6%).

For the financial year ended 31 December 2021, expenses for short term leases that were not capitalised as right-of-use assets totalled to \$123,000 (2020: \$191,000). These future payments are not included in the lease obligations above.

Some of the Group's equipment leases include variable charged based on usage. These variable components are expensed as they are incurred and are not included in the lease obligations.

Some of the Group's land and building leases that were capitalised as right-of-use assets include incremental lease payment increases based on the Consumer Price Index.

# NOTES TO THE FINANCIAL STATEMENTS

FOR THE FINANCIAL YEAR ENDED 31 DECEMBER 2021

## 19 DEFERRED GAIN

The deferred gain relates to proceeds in excess of the net book value of certain buildings sold in the sale and leaseback transactions completed by Taiga prior to the Group's acquisition on 31 January 2017. The deferred gain is amortised over the lease terms of the buildings, which are being accounted for as lease liability. Amortisation for the financial year ended 31 December 2021 amounted to \$127,000 (2020: \$122,000) is included in "Other gains/(losses), net – Others" (Note 27).

## 20 PROVISIONS

The following table summarises the movements in the provisions:

	Warranty \$'000	Lease \$'000	Total \$'000
<b>Group</b>			
<b>2021</b>			
Beginning of financial year	678	488	1,166
Provision made	596	–	596
Provision utilised	(526)	(138)	(664)
Amortisation of discount	–	28	28
Currency translation differences	15	122	137
End of financial year	763	500	1,263
Included in trade and other payables (Note 14)	(763)	(107)	(870)
<b>Non-current provisions</b>	<b>–</b>	<b>393</b>	<b>393</b>
<b>2020</b>			
Beginning of financial year	588	590	1,178
Provision made	85	–	85
Provision utilised	–	(131)	(131)
Amortisation of discount	–	28	28
Currency translation differences	5	1	6
End of financial year	678	488	1,166
Included in trade and other payables (Note 14)	(678)	–	(678)
<b>Non-current provisions</b>	<b>–</b>	<b>488</b>	<b>488</b>

### Warranty Provision

Provision for warranty is recognised for future potential warranty claims on faulty products which is calculated using historical trends and future expectations of future claims. Adjustments to the warranty provision are included in cost of sales. Actual future warranty costs may differ from those estimates.



# NOTES TO THE FINANCIAL STATEMENTS

FOR THE FINANCIAL YEAR ENDED 31 DECEMBER 2021

## 20 PROVISIONS (CONTINUED)

### Lease Provision

In September 2009, Taiga consolidated its warehouse operations in the Greater Toronto Area by closing a warehouse in Brampton and migrating this operation into its warehouse in Milton. The Brampton warehouse was a leased property, and the land component was accounted for as an operating lease prior to 1 January 2019. Taiga recorded a provision relating to this property, being the present value of the unavoidable net costs of exiting the lease. The final transaction to exit the lease was completed on 31 May 2012; however, there is a requirement to make ongoing payments to the lessor relating to this transaction which is reflected in the provision. The present value was determined using a pre-tax discount rate of 5.14%.

## 21 SUBORDINATED NOTES

Per the Trust Indenture dated 17 November 2017 (the “**Indenture**”), the Group’s Subordinated Notes (“**Subordinated Notes**”) are unsecured, bear interest at 7% per annum and mature on 17 November 2022. The Subordinated Notes are not listed on any stock exchange. Interest on the Subordinated Notes is payable on 17 May and 17 November of each year. The aggregate principal amount of the Subordinated Notes that may be issued under the Indenture is unlimited. The terms, conditions and covenants of the Indenture have been met during the financial years ended 31 December 2021 and 2020.

The carrying amount of the Subordinated Notes approximates fair value as these notes bear interest at a rate that is consistent with a market rate.

## 22 DEFERRED TAXES

Deferred tax assets and liabilities are offset when there is a legally enforceable right to offset current income tax assets against current income tax liabilities and when the deferred taxes relate to the same taxation authority.

The amounts, determined after appropriate offsetting are shown on the balance sheets as follows:

	<b>Group</b>	
	<b>2021</b>	<b>2020</b>
	<b>\$'000</b>	<b>\$'000</b>
<b>Deferred tax assets</b>		
To be recovered after one year	(8,460)	(277)
<b>Deferred tax liabilities</b>		
To be settled after one year	15,812	24,117
<b>Net deferred tax liabilities</b>		
To be settled after one year	7,352	23,840

# NOTES TO THE FINANCIAL STATEMENTS

FOR THE FINANCIAL YEAR ENDED 31 DECEMBER 2021

## 22 DEFERRED TAXES (CONTINUED)

The movement in the net deferred tax account is as follows:

	<b>Group</b>	
	<b>2021</b>	<b>2020</b>
	<b>\$'000</b>	<b>\$'000</b>
Beginning of financial year	23,840	16,437
Tax (credited)/charged to		
– Profit or loss (Note 31)	(17,405)	9,280
– Other comprehensive income/(loss)	333	(1,011)
Currency translation differences	584	(866)
End of financial year	<u>7,352</u>	<u>23,840</u>

Deferred tax assets are recognised for capital allowances and investment and reinvestment allowances carried forward to the extent that realisation of the related tax benefits through future taxable profits is probable.

The Group has unrecognised tax losses, capital allowances and mergers and acquisition allowances of approximately \$26,636,000 (2020: \$21,254,000), \$3,850,000 (2020: \$3,908,000) and \$5,319,000 (2020: \$4,295,000) respectively and the Company has unrecognised tax losses and merger and acquisition allowances of approximately \$3,984,000 (2020: \$1,922,000) and \$5,319,000 (2020: \$4,295,000) respectively at the balance sheet date which can be carried forward and used to offset against future taxable income subject to meeting certain statutory requirements by those companies with unrecognised tax losses, capital allowances and merger and acquisition allowances in their respective countries of incorporation. The tax losses have no expiry date except for the amount of \$6,398,000 (2020: \$6,478,000) relating to Avarga (M) Sdn. Bhd. and \$14,773,000 (2020: \$11,364,000) relating to UPP Investments Luxembourg S.à.r.l.. The tax losses of \$5,406,000 (2020: \$5,489,000) of Avarga (M) Sdn. Bhd. will expire in 2025 and the remaining will expire in 2026 while the tax losses of UPP Investments Luxembourg S.à.r.l. will expire between 2034 to 2038. The capital allowances and merger and acquisition allowances have no expiry date.



# NOTES TO THE FINANCIAL STATEMENTS

FOR THE FINANCIAL YEAR ENDED 31 DECEMBER 2021

## 22 DEFERRED TAXES (CONTINUED)

The movement in deferred tax assets and liabilities (prior to offsetting of balances within the same tax jurisdiction) is as follows:

### *Deferred tax liabilities*

	Deferred income from Partnership \$'000	Accelerated tax depreciation \$'000	Fair value adjustment on acquisition of subsidiary corporations \$'000	Others \$'000	Total \$'000
<b>Group</b>					
<b>2021</b>					
Beginning of financial year (Credited)/charged to	8,257	34,811	8,954	1,395	53,417
– Profit or loss	(8,544)	(44)	(1,488)	(8,046)	(18,122)
– Other comprehensive income	–	333	–	–	333
Currency translation differences	287	580	224	115	1,206
End of financial year	–	35,680	7,690	(6,536)	36,834
<b>2020</b>					
Beginning of financial year	–	36,415	10,421	788	47,624
Charged/(credited) to					
– Profit or loss	8,195	256	(1,516)	595	7,530
– Other comprehensive loss	–	(1,011)	–	–	(1,011)
Currency translation differences	62	(849)	49	12	(726)
End of financial year	8,257	34,811	8,954	1,395	53,417

# NOTES TO THE FINANCIAL STATEMENTS

FOR THE FINANCIAL YEAR ENDED 31 DECEMBER 2021

## 22 DEFERRED TAXES (CONTINUED)

### Deferred tax assets

	Lease liabilities \$'000	Unutilised investment and reinvestment allowances \$'000	Deferred gain on sale and leaseback \$'000	Total \$'000
<b>Group</b>				
<b>2021</b>				
Beginning of financial year	(26,064)	(2,876)	(637)	(29,577)
Charged to profit or loss	–	642	75	717
Currency translation differences	(604)	(5)	(13)	(622)
End of financial year	(26,668)	(2,239)	(575)	(29,482)
<b>2020</b>				
Beginning of financial year	(26,620)	(3,934)	(633)	(31,187)
Charged to profit or loss	706	1,044	–	1,750
Currency translation differences	(150)	14	(4)	(140)
End of financial year	(26,064)	(2,876)	(637)	(29,577)

## 23 SHARE CAPITAL AND TREASURY SHARES

	No. of ordinary shares		Amount	
	Issued share capital '000	Treasury shares '000	Share capital \$'000	Treasury shares \$'000
<b>Group and Company</b>				
<b>2021</b>				
Beginning of financial year	950,145	(9,339)	169,597	(2,206)
Treasury shares purchased	–	(32,451)	–	(9,914)
End of financial year	950,145	(41,790)	169,597	(12,120)
<b>2020</b>				
Beginning of financial year	950,106	(3,037)	169,582	(628)
Warrants 2017 conversion	39	–	15	–
Treasury shares purchased	–	(6,302)	–	(1,578)
End of financial year	950,145	(9,339)	169,597	(2,206)

All issued ordinary shares are fully paid. There is no par value for these ordinary shares.

# NOTES TO THE FINANCIAL STATEMENTS

FOR THE FINANCIAL YEAR ENDED 31 DECEMBER 2021

## 23 SHARE CAPITAL AND TREASURY SHARES (CONTINUED)

Fully paid ordinary shares carry one vote per share and carry a right to dividend as and when declared by the Company.

The newly issued shares rank *pari passu* in all respects with the previously issued shares.

### Treasury shares

Treasury shares relate to ordinary shares of the Company that is held by the Company.

The Company has acquired 32,450,600 (2020: 6,301,800) shares in the Company in the open market during the financial year. The total amount paid to acquire the shares was \$9,914,000 (2020: \$1,578,000). The treasury shares are presented as a component within shareholders' equity.

### Bonus warrants

On 5 October 2016, the Company announced a proposed Bonus warrants Issue of up to 836,667,121 Bonus warrants, each Bonus warrant carrying the right to subscribe for one new share at the exercise price of \$0.37 for each new share, on the basis of one Bonus warrant for every one existing share in the capital of the Company.

The Bonus warrants were issued by the Company on 16 February 2017. The Bonus warrants were only exercisable during the period commencing on and including the date six months from the listing of the warrants on the SGX-ST and expired on 12 February 2020. As at balance sheet date, the outstanding warrants were Nil (2020: Nil).

During the financial year ended 31 December 2020, the Company issued 39,221 ordinary shares for a total consideration of approximately \$15,000 for cash by warrants conversion.

### Share options

The Avarga Group Employees' Share Option Scheme 2018 (the "**Option Scheme**") for executive directors and confirmed employees of the Group (the "**Participant**") was approved by members of the Company at an Extraordinary General Meeting on 27 April 2018. The Option Scheme is administered by the Remuneration Committee ("**RC**").

The purpose of the Option Scheme is to provide an opportunity for employees of the Group who have contributed significantly to the growth and performance of the Group, as well as executive directors who satisfy the eligibility criteria as set out in the rules of the Option Scheme ("**Option Scheme Rules**"), to participate in the equity of the Company so as to motivate them to greater dedication, loyalty and higher standards of performance, and to give recognition to past contributions and services. Additionally, the Option Scheme will help the Group to attract and retain the services of appropriate, qualified and experienced employees who would be able to contribute to the Group's business and operations.

# NOTES TO THE FINANCIAL STATEMENTS

FOR THE FINANCIAL YEAR ENDED 31 DECEMBER 2021

## 23 SHARE CAPITAL AND TREASURY SHARES (CONTINUED)

### Share options (Continued)

Under the Option Scheme, any Executive Director or confirmed employee of the Group selected by the RC to participate in the Option Scheme in accordance with the Option Scheme Rules who have, among other things, been in the employment of the Group for a period of at least 12 months, or such shorter period as the RC may determine, shall be eligible to participate in the Option Scheme. Controlling shareholders and their associates are also eligible to participate in the Option Scheme. Under the Option Scheme, the number of shares comprised in options offered to a participant shall be determined at the absolute discretion of the RC, who shall take into account, where applicable, criteria such as the bonus earned by the participant in any particular year, rank, past performance, years of service and potential contribution of the participant.

The aggregate number of shares over which the RC may offer to grant options on any date, when added to:

- (a) the aggregate number of new shares issued and issuable in respect of all other share-based incentive schemes of the Company (if any); and
- (b) the number of treasury shares and subsidiary holdings delivered in respect of the options granted under all other share-based incentive schemes of the Company (if any),

shall not exceed 15% of the issued shares (excluding treasury shares and subsidiary holdings) of the Company on the date immediately preceding the date of grant.

The aggregate number of shares over which the RC may offer to grant options to the controlling shareholders and their associates under the Option Scheme, shall not exceed 25% of the shares available under the Option Scheme, provided always that the number of shares available to each controlling shareholder or each of his associates shall not exceed 10% of the shares available under the Option Scheme.

Subject to any adjustment pursuant to the Option Scheme Rules, the exercise price for each share in respect of which an option is exercisable shall be fixed by the RC at the market price as determined in accordance with the Option Scheme Rules.

The exercise price of the options is determined by the RC at the average of the closing prices of the Company's ordinary shares as quoted on the Singapore Exchange for five market days immediately preceding the date of the grant. For the avoidance of doubt, the exercise price shall not be at a discount to the market price. Options granted shall only be exercisable, in whole or in part (provided that an Option may be exercised in part only in respect of 100 shares or any multiple thereof), at any time, by an Option holder during the exercise period. Options granted shall be exercisable during a period commencing after the fourth anniversary of the date of grant of the option and expiring on the tenth anniversary of the date of grant of the option, subject to the following:

- (a) Up to 25% only of the shares in respect of which that option is granted may be exercised during the period commencing from the date falling immediately after the fourth anniversary of the date of grant of that option and ending on the fifth anniversary of the date of grant of that option;

# NOTES TO THE FINANCIAL STATEMENTS

FOR THE FINANCIAL YEAR ENDED 31 DECEMBER 2021

## 23 SHARE CAPITAL AND TREASURY SHARES (CONTINUED)

### Share options (Continued)

- (b) Up to 25% only of the Shares in respect of which that option is granted may be exercised during the period commencing from the date falling immediately after the fifth anniversary of the date of grant of that option and ending on the sixth anniversary of the date of grant of that option;
- (c) Up to 25% only of the shares in respect of which that option is granted may be exercised during the period commencing from the date falling immediately after the sixth anniversary of the date of grant of that option and ending on the seventh anniversary of the date of grant of that option;
- (d) Up to 25% only of the shares in respect of which that option is granted may be exercised during the period commencing from the date falling immediately after the seventh anniversary of the date of grant of that option and ending on the tenth anniversary of the date of grant of that option;

provided always that all options shall be exercised by the tenth anniversary of the relevant date of grant, failing which all unexercised options shall immediately lapse and become null and void and a grantee shall have no claim against the Company.

A feature of the Option Scheme is that Options may be exercised after a Participant ceases to be employed by the Group (other than arising from misconduct on the part of the Option Holder (as determined by the Committee in its absolute discretion)). This is because it is the Company's intention to use Options to pay a portion of a Participant's earned bonus entitlement instead of making such payment in cash, and the Participant would in effect have paid for the Option upon its grant since such Option represents the consideration he receives for that part of his earned bonus entitlement.

There were no options granted during the financial year, including options to controlling shareholders of the Company or their associates (as defined in the Listing manual of Singapore Exchange Securities Trading Limited), to subscribe for unissued shares of the Company.

No shares have been issued during the financial year by virtue of the exercise of options to take up unissued shares of the Company or its subsidiary corporations.

There were no unissued shares of the Company or its subsidiary corporations under option at the end of the financial year.

# NOTES TO THE FINANCIAL STATEMENTS

FOR THE FINANCIAL YEAR ENDED 31 DECEMBER 2021

## 24 OTHER RESERVES

	Group		Company	
	2021 \$'000	2020 \$'000	2021 \$'000	2020 \$'000
Composition:				
Capital reserve	1,098	1,451	74	74
Currency translation reserve	(21,858)	(23,801)	–	–
Fair value reserve	(29)	(1,035)	–	–
	<u>(20,789)</u>	<u>(23,385)</u>	<u>74</u>	<u>74</u>

The capital reserve represents mainly the effects arising from changes in the Group' ownership interest in the subsidiary corporations that do not result in a loss of control over the subsidiary corporation, i.e. the difference between change in the carrying amounts of the non-controlling interests and the fair value of the consideration paid or received.

The currency translation reserve represents exchange differences arising from the translation of the financial statements of foreign operations whose functional currencies are different from that of the Group's presentation currency.

The fair value reserve represents the cumulative fair value changes, net of tax, of financial asset, at FVOCI until they are disposed of or impaired.

Other reserves are non-distributable.

## 25 DIVIDENDS

	Group	
	2021 \$'000	2020 \$'000
<i>Ordinary dividends</i>		
Final dividend paid in respect of the previous financial year of 0.78 cents (2020: 0.5 cents) per share	7,236	4,735
Interim dividend paid in respect of the current financial year of 0.84 cents (2020: 0.72 cents) per share	7,676	6,814
	<u>14,912</u>	<u>11,549</u>

At the forthcoming Annual General Meeting, no final dividend will be recommended.





# NOTES TO THE FINANCIAL STATEMENTS

FOR THE FINANCIAL YEAR ENDED 31 DECEMBER 2021

## 26 REVENUE

	Group	
	2021 \$'000	2020 \$'000
Sale of goods		
– Paper products	46,824	44,803
– Building products	2,377,760	1,632,035
Operating and maintenance income	6,665	12,305
Finance income (Note 6)	4,156	4,116
	2,435,405	1,693,259

## 27 OTHER GAINS/(LOSSES), NET – OTHERS

	Group	
	2021 \$'000	2020 \$'000
Loss on disposal of property, plant and equipment	(418)	(195)
Bad debts recovered/(bad debts written off)	1,443	(40)
Dividend income from listed equity security (Note 10)	59	39
Currency exchange gain, net	3,239	920
Amortisation of deferred gain (Note 19)	127	122
Government grants	35	3,118
Fair value loss on financial asset, at FVPL	(280)	–
Others	(869)	(763)
	3,336	3,201

Government grants include:

- a) Grant income of \$Nil (2020: \$2,982,000) recognised under the Canada Emergency Wage Subsidy (the “**CEWS**”). The CEWS is a temporary scheme introduced by the Canada Government to help enterprises retain local employees. Under the CEWS, employers will receive cash grants in relation to the gross monthly wages of eligible employees.
- b) Grant income of \$35,000 (2020: \$136,000) under the Jobs Support Scheme (the “**JSS**”). The JSS is a temporary scheme introduced in the Singapore Budget 2020 to help enterprises retain local employees. Under the JSS, employers will receive cash grants in relation to the gross monthly wages of eligible employees.

# NOTES TO THE FINANCIAL STATEMENTS

FOR THE FINANCIAL YEAR ENDED 31 DECEMBER 2021

## 28 EXPENSES BY NATURE

	Group	
	2021 \$'000	2020 \$'000
Fees on audit services paid/payable to:		
– Auditor of the Company	96	87
– Other auditors	348	333
Fees on non-audit services paid/payable to:		
– Auditor of the Company	8	16
– Other auditors	170	114
Purchase of inventories	65,278	53,566
Depreciation of property, plant and equipment (Note 8)	13,532	13,156
Amortisation of intangible assets (Note 13(d))	5,300	5,244
Directors' fees	6,624	3,358
Employee compensation (Note 29)	156,961	110,566
General office expenses	10,361	8,920
General and professional fees	2,068	1,957
Manufacturing overhead	2,817	2,732
Product and treating costs	1,974,561	1,344,351
Freight/transportation expenses	44,782	36,899
Utilities	9,178	9,869
Inventories write-down (Note 7)	17,145	1,948
Warehouse costs	15,788	12,805
Operating and maintenance fees	3,861	8,553
Other expenses	1,854	1,902
Changes in inventories	(39,885)	(33,199)
Total cost of sales, distribution and selling and administrative expenses	<u>2,290,847</u>	<u>1,583,177</u>

## 29 EMPLOYEE COMPENSATION

	Group	
	2021 \$'000	2020 \$'000
Salaries, bonuses and wages	156,336	110,019
Employer's contribution to defined contribution plans	405	369
Other short-term benefits	220	178
	<u>156,961</u>	<u>110,566</u>

# NOTES TO THE FINANCIAL STATEMENTS

FOR THE FINANCIAL YEAR ENDED 31 DECEMBER 2021

## 30 FINANCE EXPENSES

	Group	
	2021 \$'000	2020 \$'000
Interest expense		
– Revolving credit facility and other short-term liabilities	3,325	3,076
– Lease liabilities and bank borrowings	5,548	6,183
– Subordinated notes	938	898
– Amortisation of financing costs	350	344
	10,161	10,501

## 31 INCOME TAX EXPENSE

	Group	
	2021 \$'000	2020 \$'000
Tax expense attributable to profit is made up of:		
<u>Profit for the financial year</u>		
Current income tax		
– Singapore	–	–
– Foreign	53,491	17,742
	53,491	17,742
Deferred tax (Note 22)	(17,405)	9,280
	36,086	27,022
<u>(Over)/under provision in prior financial year</u>		
Current income tax	(216)	356
	35,870	27,378

# NOTES TO THE FINANCIAL STATEMENTS

FOR THE FINANCIAL YEAR ENDED 31 DECEMBER 2021

## 31 INCOME TAX EXPENSE (CONTINUED)

A reconciliation between the income tax expense and the product of accounting profit multiplied by the applicable corporate tax rate for the years ended 31 December 2021 and 2020 is as follows:

	<b>Group</b>	
	<b>2021</b>	<b>2020</b>
	<b>\$'000</b>	<b>\$'000</b>
Profit before income tax	136,436	102,174
Tax at the domestic rates applicable to profit in the countries where the Group operates	36,598	26,100
Effects of:		
– Expenses not deductible for tax purposes	566	2,089
– Income not subject to tax	(1,609)	(1,314)
– (Over)/under-provision of tax in prior financial years	(216)	356
– Effect of change in tax rate	(94)	(32)
– Deferred tax asset not recognised	531	304
– Other taxes	–	8
– Others	94	(133)
Tax charge	<u>35,870</u>	<u>27,378</u>

The above reconciliation is prepared by aggregating separate reconciliations for each national jurisdiction.

## 32 EARNINGS PER SHARE

### (a) *Basic earnings per share*

Basic earnings per share is calculated by dividing the net profit attributable to equity holders of the Company by the weighted average number of ordinary shares outstanding during the financial year.

	<b>Group</b>	
	<b>2021</b>	<b>2020</b>
	<b>\$'000</b>	<b>\$'000</b>
Net profit attributable to equity holders of the Company (\$'000)	<u>73,299</u>	<u>54,826</u>
Weighted average number of ordinary shares outstanding for basic earnings per share ('000)	<u>918,411</u>	<u>946,724</u>
Basic earnings per share (cents per share)	<u>7.98</u>	<u>5.79</u>

# NOTES TO THE FINANCIAL STATEMENTS

FOR THE FINANCIAL YEAR ENDED 31 DECEMBER 2021

## 32 EARNINGS PER SHARE (CONTINUED)

### (b) *Diluted earnings per share*

For purpose of calculating diluted earnings per share, profit attributable to equity holders of the Company and the weighted average number of ordinary shares outstanding are adjusted for the effects of all dilutive potential ordinary shares. The Company has warrants as a category of dilutive potential ordinary shares.

For warrants, the weighted average number of shares on issue has been adjusted as if all dilutive warrants were exercised. The number of shares that could have been issued upon the exercise of all dilutive warrants less the number of shares that could have been issued at fair value (determined as the Company's average share price for the financial year) for the same total proceeds is added to the denominator as the number of shares issued for no consideration. No adjustment is made to the net profit.

Diluted earnings per share attributable to equity holders of the Company is calculated as follows:

	<b>Group</b>	
	<b>2021</b>	<b>2020</b>
	<b>\$'000</b>	<b>\$'000</b>
Net profit attributable to equity holders of the Company (\$'000)	73,299	54,826
Weighted average number of ordinary shares outstanding for basic earnings per share ('000)	918,411	946,724
Adjustments for warrants ('000)	–	–*
	918,411	946,724
Diluted earnings per share (cents per share)	7.98	5.79

\* As at balance sheet date, there is no outstanding warrants exist since warrants of 836,627,900 was expired on 12 February 2020.

## 33 RELATED PARTY TRANSACTIONS

- (a) No transaction took place between the Group and related parties other than those disclosed elsewhere in the financial statements. Outstanding balances at 31 December 2021 and 2020 are unsecured and receivable within 12 months from balance sheet date and are disclosed in Note 5.

# NOTES TO THE FINANCIAL STATEMENTS

FOR THE FINANCIAL YEAR ENDED 31 DECEMBER 2021

## 33 RELATED PARTY TRANSACTIONS (CONTINUED)

- (b) Key management personnel compensation

Key management personnel compensation is as follows:

	Group	
	2021	2020
	\$'000	\$'000
Salaries and bonuses	15,498	5,631
Directors' fees	6,624	3,358
Employer's contribution to defined contribution plans	341	181
Other short-term benefits	66	538
	22,529	9,708
Comprise amounts paid/payable to:		
Directors of the Company	6,541	4,609
Directors of the subsidiary corporations	767	190
Other key management personnel	15,221	4,909
	22,529	9,708

## 34 CONTINGENT LIABILITIES

### *Financial support*

The Company has given letters of financial support to certain subsidiary corporations in the Group with net current liabilities position at the balance sheet date to enable these subsidiary corporations to operate as going concern and to meet their liabilities as and when they fall due.

### *Other Outstanding Legal Matters*

Certain subsidiary corporations in the Group are involved in various non-material legal actions and claims arising in the course of its business. The financial impact individually or in aggregate resulting from these actions and claims is not expected to be significant. The individual and aggregate outcomes cannot be determined at this time.

# NOTES TO THE FINANCIAL STATEMENTS

FOR THE FINANCIAL YEAR ENDED 31 DECEMBER 2021

## 34 CONTINGENT LIABILITIES (CONTINUED)

### *Canada Revenue Agency ("CRA") Reassessment*

During the financial year ended 31 December 2017, subsidiary corporation of the Group, Taiga Building Products Ltd. ("**Taiga**") received a notice of reassessment from the Canada Revenue Agency in the amount of approximately C\$42,000,000 (which includes interest) relating to the years from 2005 to 2013. The reassessment related to the amount of taxes withheld, by Taiga, on dividends paid or deemed to have been paid to what were then Taiga's two largest shareholders in connection with and subsequent to Taiga's corporate reorganisation in 2005 involving a swap of then outstanding common shares for stapled units. Taiga paid the full amount of the reassessment on 31 January 2017 using proceeds provided by its two former major shareholders. Taiga and the two former major shareholders had previously entered into agreements whereby the shareholders agreed to fully indemnify Taiga from this potential liability, including related liabilities. As at 31 December 2021, the indemnity agreements remain in effect and would apply in the event that CRA issues further reassessments relating to the amount of taxes withheld. Taiga intends to challenge the reassessment and vigorously defend its tax filings and to seek a resolution as soon as practically possible. Taiga's two former major shareholders may elect to assume any action or defence of Taiga in connection with the foregoing pursuant to the terms of the indemnity agreements with Taiga.

## 35 FINANCIAL RISK MANAGEMENT

### *Financial risk factors*

The Group and the Company are exposed to financial risks arising from its operations and the use of financial instruments. The key financial risks include credit risk, liquidity risk, interest rate risk, foreign currency risk, capital risk and price risk. The Group's overall risk management strategy seeks to minimise any adverse effects from the unpredictability of financial markets on the Group's performance. It is, and has been throughout the current and previous financial year, the Group's and the Company's policy that no trading in derivatives for speculative purposes shall be undertaken. The Group and the Company do not apply hedge accounting.

The Board of Directors is responsible for setting the objectives and underlying principles of financial risk management for the Group. Management then establishes the detailed policies such as authority levels, oversight responsibilities, risk identification and measurement and exposure limits in accordance with the objectives and underlying principles approved by the Board of Directors. The following sections provide details regarding the Group's and Company's exposure to the above-mentioned financial risks and the objectives, policies and processes for the management of these risks.

There has been no change to the Group's and the Company's exposure to these financial risks or the manner in which it manages and measures the risks.

# NOTES TO THE FINANCIAL STATEMENTS

FOR THE FINANCIAL YEAR ENDED 31 DECEMBER 2021

## 35 FINANCIAL RISK MANAGEMENT (CONTINUED)

### *Financial risk factors* (Continued)

#### (a) *Credit risk*

Credit risk refers to the risk that counterparty will default on its contractual obligations resulting in financial loss to the Group and arises principally from the Group's receivables from customers and service concession receivables. The Group adopts the policy of dealing only with:

- Customers of appropriate credit standing and history, and obtaining sufficient collateral where appropriate to mitigate credit risk; and
- High credit quality counterparties.

Credit exposure to an individual counterparty is restricted by credit limits that are approved by the Management based on ongoing credit evaluation. The counterparty's payment pattern and credit exposure are continuously monitored at the entity level by the respective management and at the Group level by the Senior Management.

There are no significant concentrations of credit risk, whether through exposure to individual customers, specific industry sectors and/or regions.

For derivative financial instruments (interest rate swap and lumber futures contracts), management evaluates potential counterparties in advance of entering into such agreements and deals only with parties it anticipates will satisfy their obligations under the contracts.

The credit ratings of the investments are monitored for credit deterioration.

As the Group and the Company do not hold collateral, the maximum exposure to credit risk for each class of financial instruments is the carrying amount of that class of financial instruments presented on the balance sheet except as follows:

	<b>Company</b>	
	<b>2021</b>	<b>2020</b>
	<b>\$'000</b>	<b>\$'000</b>
Corporate guarantees provided to banks on subsidiary corporations' loans	37,887	39,921



# NOTES TO THE FINANCIAL STATEMENTS

FOR THE FINANCIAL YEAR ENDED 31 DECEMBER 2021

## 35 FINANCIAL RISK MANAGEMENT (CONTINUED)

### (a) *Credit risk* (Continued)

#### (i) Trade receivables

Trade receivables are initially recognised at fair values and subsequently measured at amortised cost using the effective interest method, less an allowance for expected credit losses (“**ECL**”).

The Group has applied the simplified approach for determining the allowance for ECL for trade receivables, where lifetime ECL are recognised in the profit or loss at initial recognition of trade receivables and updated at each reporting date. Lifetime ECL represents the expected credit losses that will result from all possible default events over the expected life of the receivable.

In measuring the expected credit losses, trade receivables are grouped based on their shared credit risk characteristics and days past due. When determining the allowance for ECL, the Group considers reasonable and supportable information that is relevant and available for customer types. This includes both qualitative and quantitative information based on the Group’s historical experience and forward looking information such as general economic factors as applicable. Loss events include financial difficulty or bankruptcy of the debtor, significant delay in payments and breaches of contracts.

The Group categorises trade receivables for potential write-off when the counterparty fails to make contractual payments more than 180 days past due. Where receivables are written-off, the Group continues to engage in enforcement activity to attempt to recover the receivables due. Subsequent recoveries of amount previously written-off are recognised in profit or loss.

# NOTES TO THE FINANCIAL STATEMENTS

FOR THE FINANCIAL YEAR ENDED 31 DECEMBER 2021

## 35 FINANCIAL RISK MANAGEMENT (CONTINUED)

### (a) *Credit risk* (Continued)

#### (i) Trade receivables (Continued)

The movements in credit loss allowance are as follows:

	<b>Trade receivables \$'000</b>
<b>Group</b>	
<b>2021</b>	
Balance at 1 January 2021	1,884
Loss allowance recognised in profit or loss during the financial year on:	
– Assets acquired/originated	1,317
– Written off	(626)
– Reversal of unutilised amount	(1,443)
Currency translation differences	333
Balance at 31 December 2021 (Note 5)	<u>1,465</u>
<b>2020</b>	
Balance at 1 January 2020	1,149
Loss allowance recognised in profit or loss during the financial year on:	
– Assets acquired/originated	780
– Written off	(121)
Currency translation differences	76
Balance at 31 December 2020 (Note 5)	<u>1,884</u>

#### (ii) Other financial assets, at amortised cost

The Group's and the Company's other financial assets recognised at amortised cost are mainly comprised of cash and cash equivalents, service concession receivables and other receivables, i.e. non-trade amounts due from subsidiary corporations, loan to subsidiary corporations and deposits. These other financial assets are subject to immaterial credit loss.

In determining the ECL, management has taken into account the historical default experience and the financial position of the counterparties, adjusted for factors that are specific to these receivables in estimating the probability of default of each of these other financial assets.

For the purpose of impairment assessment, loss allowance is generally measured at an amount equal to 12-month ECL as there is low risk of default and strong capability to meet contractual cash flows. When the credit quality deteriorates and the resulting credit risk of other financial assets increase significantly since its initial recognition, the 12-month ECL would be replaced by lifetime ECL.

# NOTES TO THE FINANCIAL STATEMENTS

FOR THE FINANCIAL YEAR ENDED 31 DECEMBER 2021

## 35 FINANCIAL RISK MANAGEMENT (CONTINUED)

### (a) *Credit risk* (Continued)

#### (ii) Other financial assets, at amortised cost (Continued)

Other financial assets are written-off when there is no reasonable expectation of recovery. Indicators that there is no reasonable expectation of recovery include, amongst others, the failure of other receivables to engage in a repayment plan with the Group or the Company, and a failure to make contractual payments.

No loss allowance against other financial assets, at amortised cost is recognised as the management believes that the amounts are collectible, based on historical payment behaviour and credit-worthiness of these receivables.

### (b) *Liquidity risk*

Liquidity risk is the risk that the Group or the Company will encounter difficulty in meeting financial obligations due to shortage of funds. The Group's and the Company's exposure to liquidity risk arises primarily from mismatches of the maturities of financial assets and liabilities. The Group's and Company's ability to make scheduled payments or refinance its obligations depends on the Group's successful financial and operating performance, cash flows and capital resources, which in turn depend upon prevailing economic conditions and certain financial, business and other factors.

The Group's and the Company's ability to maintain compliance with certain of its debt covenants under the banking facilities depends on meeting the required interest coverage ratio, which is subject to the Group's future financial and operating performance. The Group's and the Company's ability to repay or refinance its indebtedness will also depend on its future financial and operating performance. The Group's performance, in turn, will be subject to prevailing economic and competitive conditions, as well as financial, business, legislative, regulatory, industry and other factors, many of which are beyond our control. The Group's and the Company's ability to meet its debt service and other obligations may depend in significant part on the extent to which the Group can implement successfully its business growth and cost reduction strategies. The Group and the Company cannot provide any assurance that it will be able to implement its strategy fully or that the anticipated results of its strategy will be realised.

The Group's and the Company's objective is to maintain a balance between continuity of funding and flexibility through the use of stand-by credit facilities. The Group manages its liquidity risk by maintaining sufficient cash and marketable securities and the availability of funding through an adequate amount of stand-by credit facilities from banks. At the balance sheet date, assets held by the Group and the Company for managing liquidity risk included cash and short-term deposits as disclosed in Note 4.

The Group monitors working capital projections regularly, taking into account the available banking and other borrowing facilities to ensure that the Group has adequate working capital to meet current requirements.

# NOTES TO THE FINANCIAL STATEMENTS

FOR THE FINANCIAL YEAR ENDED 31 DECEMBER 2021

## 35 FINANCIAL RISK MANAGEMENT (CONTINUED)

### (b) *Liquidity risk* (Continued)

The table below analyses non-derivative financial liabilities of the Group and the Company into relevant maturity groupings based on the remaining period from the balance sheet date to the contractual maturity date. The amounts disclosed in the table are the contractual undiscounted cash flows. Balances due within 12 months equal their carrying amounts as the impact of discounting is not significant.

	Less than 1 year \$'000	Between 1 to 5 years \$'000	Over 5 years \$'000
<b>Group</b>			
<b>At 31 December 2021</b>			
Trade and other payables	168,287	–	–
Bank borrowings	41,602	4,791	4,500
Lease liabilities	11,063	37,947	116,817
Subordinated notes	14,088	–	–
	235,040	42,738	121,317
<b>At 31 December 2020</b>			
Trade and other payables	132,219	–	–
Revolving credit facility	9,074	–	–
Bank borrowings	46,670	6,997	5,080
Lease liabilities	9,814	35,129	114,365
Subordinated notes	908	13,883	–
	198,685	56,009	119,445
<b>Company</b>			
<b>At 31 December 2021</b>			
Trade and other payables	1,622	–	–
Lease liabilities	83	2	–
Financial guarantees contracts	37,887	–	–
	39,592	2	–
<b>At 31 December 2020</b>			
Trade and other payables	1,159	–	–
Lease liabilities	132	85	–
Financial guarantees contracts	39,921	–	–
	41,212	85	–



# NOTES TO THE FINANCIAL STATEMENTS

FOR THE FINANCIAL YEAR ENDED 31 DECEMBER 2021

## 35 FINANCIAL RISK MANAGEMENT (CONTINUED)

### (b) *Liquidity risk* (Continued)

The table below analyses the Group's trading portfolio derivatives financial liabilities for which contractual maturities are essential for an understanding of the timing of the cash flows into relevant maturity groupings based on the remaining period from the balance sheet date to the expected settlement date. The amounts disclosed in the table are the net fair values, as the amounts at which an orderly settlement of the transactions would take place between market participants at the balance sheet date.

	<b>2021</b>	<b>2020</b>
	<b>\$'000</b>	<b>\$'000</b>
<hr/>		
<b>Group</b>		
<b>Less than 1 year</b>		
Held for trading		
– Net-settled Lumber futures	858	203
	<hr/>	<hr/>

### (c) *Market risk*

#### (i) *Cash flow and fair value interest rate risk*

Cash flow interest rate risk is the risk that the future cash flows of a financial instrument will fluctuate because of changes in market interest rates. Fair value interest rate risk is the risk that the fair value of a financial instrument will fluctuate due to changes in market interest rates. As the Group has no significant interest-bearing assets, the Group's income is substantially independent of changes in market interest rates.

The Group utilise significant leverage to finance day-to-day operations and for acquisition purposes. The interest costs of the Group's revolving credit facility and other bank borrowings are predominately based on the prime rate. The Group monitors current interest rates and selectively utilises interest rate swap agreements to manages these cash flow interest rate risk.

At the balance sheet date, if interest rates had been 100 (2020: 100) basis points higher/lower with all other variables including tax rate being held constant, based on the Group's average borrowing level, the profit after tax would have been lower/higher by \$403,000 (2020: \$527,000) as a results of higher/lower interest expense on these borrowings.

# NOTES TO THE FINANCIAL STATEMENTS

FOR THE FINANCIAL YEAR ENDED 31 DECEMBER 2021

## 35 FINANCIAL RISK MANAGEMENT (CONTINUED)

### (c) **Market risk** (Continued)

#### (ii) *Currency risk*

The Group operates in North America and Asia with dominant operations in Canada, United States, Singapore, Malaysia and Myanmar. Entities in the Group regularly transact in currencies other than their respective functional currencies ("**foreign currencies**").

Currency risk arises within entities in the Group when transactions are denominated in foreign currencies other than functional currency such as the Canadian Dollar ("**CAD**"), United States Dollar ("**USD**"), Singapore Dollar ("**SGD**") and Malaysian Ringgit ("**MYR**").

The Group's and the Company's currency exposure based on the information provided to key management is as disclosed in Notes 4, 5, 14 and 16. As at 31 December 2021 and 2020, the Group and the Company are not significantly exposed to SGD, MYR and USD.

In addition, the Group is exposed to currency translation risk on the net assets in foreign operations. Currency exposure to the net assets of the Group's foreign operations in Canada, Malaysia and Myanmar are managed primarily through borrowings denominated in the relevant foreign currencies. There is no formal hedging policy with respect to foreign currency exposures. Exposures to currency risk are monitored on an ongoing basis and the Group endeavors to keep the net exposure at an acceptable level.

If the CAD change against the SGD by 3% (2020: 1%) with all other variables including tax rate being held constant, the effects arising from the net financial asset/liability (excluding equity instruments) that are exposed to currency risk will be as follows:

	<b>Increase/(decrease)</b>	
	<b>Profit after tax</b>	
	<b>2021</b>	<b>2020</b>
	<b>\$'000</b>	<b>\$'000</b>
<hr/>		
<b>Group and Company</b>		
CAD against SGD		
– Strengthened	2,005	804
– Weakened	(2,005)	(804)
	<hr/>	<hr/>

# NOTES TO THE FINANCIAL STATEMENTS

FOR THE FINANCIAL YEAR ENDED 31 DECEMBER 2021

## 35 FINANCIAL RISK MANAGEMENT (CONTINUED)

### (c) *Market risk* (Continued)

#### (iii) *Price risk*

##### (a) *Equity price risk*

The Group is exposed to equity security price risk arising from the investments held by the Group which are classified as financial assets, at FVOCI. This security is listed in Malaysia.

If prices for equity security listed in Malaysia had changed by 7% (2020: 9%) with all other variable including tax rate being held constant, the effects on other comprehensive income would have been:

	<b>Increase/(decrease)</b>	
	<b>Other comprehensive income</b>	
	<b>2021</b>	<b>2020</b>
	<b>\$'000</b>	<b>\$'000</b>
<b>Group</b>		
Listed in Malaysia		
– increased by	28	162
– decreased by	(28)	(162)
	28	(162)

##### (b) *Commodity price risk*

The Group does not generally hedge its commodity price risk through the purchase of lumber futures contracts. Substantially all purchases are made based on current orders and anticipated sales, and most sales are made from inventory or against product on order. Inventory levels are monitored in an attempt to achieve balance between maximum inventory turnover and anticipated customer demand. Although the Group strives to reduce the risk associated with price changes by maximising inventory turnover, the Group maintains significant quantities of inventory, which is affected by fluctuating prices.

The Group selectively utilises Chicago Mercantile Exchange Random Length lumber futures contracts. Each contract calls for mill delivery of 110,000 board feet (plus or minus 5,000 board feet) of random length 8-foot to 20-foot nominal 2-inch x 4-inch pieces. The contracts can be settled in cash or by delivery of a commodity. These positions are immaterial relative to the Group's consolidated inventories.

# NOTES TO THE FINANCIAL STATEMENTS

FOR THE FINANCIAL YEAR ENDED 31 DECEMBER 2021

## 35 FINANCIAL RISK MANAGEMENT (CONTINUED)

### (d) Capital risk

The Group's objectives when managing capital are to safeguard the Group's ability to operate and grow its businesses, to provide a sufficient return to its shareholders, and to meet internal capital expenditure requirements and credit facility covenants. The revolving credit facilities and share capital are considered as the Group's capital.

In order to maintain or achieve an optimal capital structure, the Group may adjust the amount of dividend payment, return capital to shareholders, issue new shares, buy back issued shares, obtain new borrowings or sell assets to reduce borrowings. No changes were made in the objectives, policies or processes during the financial years ended 31 December 2021 and 2020.

Management monitors capital based on a gearing ratio. The Group is also required by the banks to maintain a gearing ratio of not exceeding 2.0 times. The Group's policy is to keep the gearing ratio below 2.0 times.

The gearing ratio is calculated as net debt divided by total capital. Net debt is calculated as bank borrowings plus lease liabilities, subordinated notes and revolving credit facility less cash and cash equivalents. Total capital is calculated as total equity less intangible assets.

	Group		Company	
	2021 \$'000	2020 \$'000	2021 \$'000	2020 \$'000
Net debt	80,488	159,829	–	–
Total capital	319,662	245,709	160,346	173,105
Gearing ratio (times)	0.25	0.65	–	–

The Group is in compliance with all externally imposed capital requirements for the financial years ended 31 December 2021 and 2020. The Company is not subjected to capital requirements for the financial years ended 31 December 2021 and 2020.

### (e) Fair value measurements

The table below presents assets and liabilities recognised and measured at fair value and classified by level of the following fair value measurement hierarchy:

- quoted prices (unadjusted) in active markets for identical assets or liabilities (Level 1);
- inputs other than quoted prices included within Level 1 that are observable for the asset or liability, either directly (i.e. as prices) or indirectly (i.e. derived from prices) (Level 2); and
- inputs for the asset or liability that are not based on observable market data (unobservable inputs) (Level 3).



# NOTES TO THE FINANCIAL STATEMENTS

FOR THE FINANCIAL YEAR ENDED 31 DECEMBER 2021

## 35 FINANCIAL RISK MANAGEMENT (CONTINUED)

### (e) Fair value measurements (Continued)

	Level 1 \$'000	Level 2 \$'000	Level 3 \$'000
<b>Group</b>			
<b>31 December 2021</b>			
<i>Assets</i>			
Financial asset, at FVPL	–	–	220
Financial asset, at FVOCI	385	–	–
<i>Liabilities</i>			
Derivative financial instruments	–	(858)	–
<b>31 December 2020</b>			
<i>Assets</i>			
Financial asset, at FVPL	–	–	500
Financial asset, at FVOCI	1,786	–	–
<i>Liabilities</i>			
Derivative financial instruments	–	(203)	–
<b>Company</b>			
<b>31 December 2021</b>			
Financial asset, at FVPL	–	–	220
<b>31 December 2020</b>			
Financial asset, at FVPL	–	–	500

The Group's policy is to recognise transfers into and transfers out of fair value hierarchy level as at the end of the reporting period.

There were no transfers between Levels 1 and 2 during the financial years ended 31 December 2021 and 2020.

The fair value of financial instruments traded in active markets (financial asset, at FVOCI) is based on quoted market prices at the balance sheet date. The quoted market price used for financial asset held by the Group is the current bid price. This instrument is included in Level 1.

The fair value of lumber futures contract is determined using market observable inputs at the balance sheet date. Derivative financial instruments are classified as Level 2.

There were no transfers between Levels 2 and 3 during the financial years ended 31 December 2021 and 2020.

# NOTES TO THE FINANCIAL STATEMENTS

FOR THE FINANCIAL YEAR ENDED 31 DECEMBER 2021

## 35 FINANCIAL RISK MANAGEMENT (CONTINUED)

### (e) *Fair value measurements* (Continued)

The fair values of current financial assets and liabilities carried at amortised cost approximate their carrying amounts due to the short-term to maturity of these instruments. The carrying amounts of the revolving credit facility and long-term debts approximate to their fair values as these liabilities bear interest at variable market rates. The carrying amount of the subordinated notes approximates fair value as these notes bear interest at a rate that is consistent with a market rate.

### (f) *Financial instruments by category*

The carrying amount of the different categories of financial instruments is as disclosed on the face of the balance sheet and in Notes 10, 11 and 15, except for the following:

	Group \$'000	Company \$'000
<b>31 December 2021</b>		
Financial assets, at amortised cost	280,537	126,720
Financial liabilities, at amortised cost	(337,032)	(1,706)
<b>31 December 2020</b>		
Financial assets, at amortised cost	210,431	138,655
Financial liabilities, at amortised cost	(311,085)	(1,371)

### (g) *Offsetting financial assets and financial liabilities*

The Company has the following financial instruments subject to enforceable master netting arrangements or other similar agreements as follows:

	<b>Related amounts set off in the balance sheet</b>		
	<b>Gross amounts – financial assets (a) \$'000</b>	<b>Gross amounts – financial liabilities (b) \$'000</b>	<b>Net amounts – financial assets presented in the balance sheet (c)=(a)-(b) \$'000</b>
<b>At 31 December 2021</b>			
Due from subsidiary corporations	57,568	(63)	57,505
<b>At 31 December 2020</b>			
Due from subsidiary corporations	52,244	(1,968)	50,276



# NOTES TO THE FINANCIAL STATEMENTS

FOR THE FINANCIAL YEAR ENDED 31 DECEMBER 2021

## 35 FINANCIAL RISK MANAGEMENT (CONTINUED)

### (g) *Offsetting financial assets and financial liabilities* (Continued)

For the financial assets and liabilities subject to enforceable master netting arrangements or similar arrangements above, each agreement between the Company and their respective counterparties allows for net settlement of the relevant financial assets and liabilities when both elect to settle on a net basis. In the absence of such an election, financial assets and liabilities will be settled on a gross basis, however, each party to the master netting agreement or similar agreement will have the option to settle all such amounts on a net basis in the event of default of the other party.

## 36 SEGMENT INFORMATION

The Group's chief operating decision-maker ("**CODM**") comprises of the Executive Chairman, Chief Executive Officer, President, Investments and the heads of each business within each primary geographic segment. Management has determined the operating segments based on the reports reviewed by the CODM that are used to make strategic decisions, allocate resources, and assess performance.

The CODM considers the business from a business segment perspective. From a business segment perspective, the Group is organised into business units based on their products and services, and has four reportable operating segments.

- (a) The paper mill division manufactures and sells industrial grade paper products, collect and trades in waste paper products.
- (b) Power division operates a 50 MW gas-fired generating plant in Yangon, Myanmar.
- (c) Wholesale distribution of building products in Canada, United States and overseas.
- (d) Others, which include the corporate and investments segment.

Except as indicated above, no operating segments have been aggregated to form the above reportable operating segments.

The CODM monitors the operating results of its business units separately for the purpose of making decisions about resource allocation and performance assessment. Segment performance is evaluated based on operating profit or loss. Group income taxes are managed on a group basis and are not allocated to operating segments.

The revenue from external parties reported to the CODM is measured in a manner consistent with that in the statement of comprehensive income.

# NOTES TO THE FINANCIAL STATEMENTS

FOR THE FINANCIAL YEAR ENDED 31 DECEMBER 2021

## 36 SEGMENT INFORMATION (CONTINUED)

The segment information provided to the CODM for the reportable segments are as follows:

Group	Paper Mill		Power Plant		Building Products		Others		Total		Adjustments and elimination		Per consolidated financial statements		
	2021 \$'000	2020 \$'000	2021 \$'000	2020 \$'000	2021 \$'000	2020 \$'000	2021 \$'000	2020 \$'000	2021 \$'000	2020 \$'000	2021 \$'000	2020 \$'000	Note	2021 \$'000	2020 \$'000
<b>Revenue:</b>															
External customers	46,824	44,803	10,821	16,421	2,377,760	1,632,035	-	-	2,435,405	1,693,259	-	-		2,435,405	1,693,259
<b>Results:</b>															
Finance expenses	(247)	(13)	-	-	(8,995)	(9,570)	(919)	(918)	(10,161)	(10,501)	-	-		(10,161)	(10,501)
Interest income	6	159	-	-	-	-	14	13	20	172	-	-		20	172
Depreciation	(2,387)	(2,297)	(6)	(5)	(10,916)	(10,630)	(223)	(224)	(13,532)	(13,156)	-	-		(13,532)	(13,156)
Amortisation of intangible assets	-	-	-	-	(5,300)	(5,244)	-	-	(5,300)	(5,244)	-	-		(5,300)	(5,244)
Segment profit/(loss) before income tax	2,723	5,089	5,424	6,614	130,095	94,714	(1,806)	(4,243)	136,436	102,174	-	-		136,436	102,174
<b>Assets:</b>															
Additions to:															
- Property, plant and equipment	2,023	1,574	9	-	13,489	7,238	-	9	15,521	8,821	-	-		15,521	8,821
<b>Segment assets</b>	64,340	70,238	34,453	39,886	646,969	531,522	13,761	9,044	759,523	650,690	8,460	277	A	767,983	650,967
<b>Segment liabilities</b>	7,765	12,744	903	1,609	295,156	260,226	37,837	40,450	341,661	315,029	49,459	29,067	B	391,120	344,096

# NOTES TO THE FINANCIAL STATEMENTS

FOR THE FINANCIAL YEAR ENDED 31 DECEMBER 2021

## 36 SEGMENT INFORMATION (CONTINUED)

Notes Nature of adjustments and eliminations to arrive at amounts reported in the consolidated financial statements.

- A The following items are added to segment assets to arrive at total assets reported in the consolidated balance sheet.

	Group	
	2021 \$'000	2020 \$'000
Deferred tax assets	8,460	277

- B The following items are added to segment liabilities to arrive at total liabilities reported in the consolidated balance sheet.

	Group	
	2021 \$'000	2020 \$'000
Income tax payables	33,647	4,950
Deferred tax liabilities	15,812	24,117
	49,459	29,067

### Geographical information

Revenue and non-current assets information based on the geographical location of customers and assets respectively are as follows:

	Revenue		Non-current assets	
	2021 \$'000	2020 \$'000	2021 \$'000	2020 \$'000
Canada	1,945,009	1,265,657	134,554	133,386
United States	432,752	366,379	55,129	55,452
Malaysia	42,303	40,099	41,147	42,156
Singapore	883	735	236	454
Myanmar	10,821	16,421	76	71
Sri Lanka	1,972	1,103	–	–
Australia	459	1,095	–	–
Others	1,206	1,770	–	–
	2,435,405	1,693,259	231,142	231,519

Non-current assets information presented above consist of property, plant and equipment and intangible assets presented in the consolidated balance sheet.

# NOTES TO THE FINANCIAL STATEMENTS

FOR THE FINANCIAL YEAR ENDED 31 DECEMBER 2021

## 37 NEW OR REVISED ACCOUNTING STANDARDS AND INTERPRETATIONS

Below are the mandatory standards, amendments and interpretations to existing standards that have been published, and are relevant for the Group's accounting periods beginning on or after 1 January 2022 and which the Group has not early adopted.

### **Amendments to SFRS(I) 1-1 Presentation of Financial Statements:**

Classification of Liabilities as Current or Non-current (effective for annual periods beginning on or after 1 January 2023)

The narrow-scope amendments to SFRS(I) 1-1 Presentation of Financial Statements clarify that liabilities are classified as either current or non-current, depending on the rights that exist at the end of the reporting period. Classification is unaffected by the expectations of the entity or events after the reporting date (e.g. the receipt of a waiver or a breach of covenant). The amendments also clarify what SFRS(I) 1-1 means when it refers to the 'settlement' of a liability.

The amendments could affect the classification of liabilities, particularly for entities that previously considered management's intentions to determine classification and for some liabilities that can be converted into equity.

The Group does not expect any significant impact arising from applying these amendments.

### **Amendments to SFRS(I) 1-16 Property, Plant and Equipment:**

Proceeds before Intended Use (effective for annual periods beginning on or after 1 January 2022)

The amendment to SFRS(I) 1-16 Property, Plant and Equipment (PP&E) prohibits an entity from deducting from the cost of an item of PP&E any proceeds received from selling items produced while the entity is preparing the asset for its intended use. It also clarifies that an entity is 'testing whether the asset is functioning properly' when it assesses the technical and physical performance of the asset. The financial performance of the asset is not relevant to this assessment.

Entities must disclose separately the amounts of proceeds and costs relating to items produced that are not an output of the entity's ordinary activities.

The Group does not expect any significant impact arising from applying these amendments.

# NOTES TO THE FINANCIAL STATEMENTS

FOR THE FINANCIAL YEAR ENDED 31 DECEMBER 2021

## 37 NEW OR REVISED ACCOUNTING STANDARDS AND INTERPRETATIONS (CONTINUED)

### Amendments to SFRS(I) 1-37 Provisions, Contingent Liabilities and Contingent Assets:

Onerous Contracts – Cost of Fulfilling a Contract (effective for annual periods beginning on or after 1 January 2022)

An onerous contract is a contract in which the unavoidable costs of meeting the obligations under the contract exceed the economic benefits expected to be received under it. The unavoidable costs under a contract reflect the least net cost of exiting from the contract, which is the lower of the costs of fulfilling it and any compensation or penalties arising from failure to fulfil it. The amendment to SFRS(I) 1-37 clarifies that the direct costs of fulfilling a contract include both the incremental costs of fulfilling the contract and an allocation of other costs directly related to fulfilling contracts.

The Group does not expect any significant impact arising from applying these amendments.

## 38 EVENTS OCCURRING AFTER BALANCE SHEET DATE

On 2 March 2022, the Company has completed an internal restructuring exercise as follows:

- (a) the sale and transfer of: (i) 2,330 Class B Common shares and (ii) 9,216,100 Class B Preferred Shares (collectively the “**Avarga Canada Shares**”) in the capital of Avarga Canada Limited (“**Avarga Canada**”) to Avarga Investment Pte. Ltd. (“**AIPL**”), a wholly-owned subsidiary of the Company, for a consideration of C\$14,406,006.67; and
- (b) the sale and transfer of 20,000 shares (the “**UPP Luxco Shares**”) representing the entire issued and paid-up share capital of UPP Investment Luxembourg S.à.r.l. (“**UPP Luxco**”) to AIPL for a consideration of C\$21,228,779.37.

The Company remains the sole beneficial owner of the Avarga Canada Shares and the UPP Luxco Shares both before and after the completion of the internal restructuring exercise.

The internal restructuring exercise will not affect the existing business operations of the Group and is not expected to have any material financial impact to the Group’s financials.

## 39 AUTHORISATION OF FINANCIAL STATEMENTS

These financial statements were authorised for issue in accordance with a resolution of the Board of Directors of Avarga Limited on 25 March 2022.

## ADDITIONAL SGX DISCLOSURES IN THE ANNUAL REPORT

### MATERIAL CONTRACTS

Since the end of the financial year ended 31 December 2021, the Company and its subsidiary corporations did not enter into any material contracts involving interests of the Chief Executive Officer, Directors or controlling shareholders and no such material contract still subsist at the end of the financial year, save for Interested Person Transactions disclosed on page 51 of this Annual Report.

### LIST OF MAJOR PROPERTIES

The following properties are owned/leased by the Group:

Location	Description	Land area (sq.m)	Tenure
<b>UPP Pulp &amp; Paper (M) Sdn. Bhd.</b> Lots 225-227 & Lots 240-242 Jalan Kuala Selangor, 45620 Ijok Batang Berjuntai, Selangor Malaysia	Office and factory	121,657	Freehold
Lot 538, Mukim of Ijok Kuala Selangor, Selangor Malaysia	Land	6,891	99 years commencing from 17 May 1984
Lot 2772, Mukim of Ijok Kuala Selangor, Selangor Malaysia	Land	3,518	99 years commencing from 13 May 1992
<b>Taiga Building Products Ltd.</b> 4385 Pacific Street Rocklin, CA 95677 California, Western USA	Distribution Centre	55,037	Freehold
1980 Industrial Way Sanger, California Western USA	Distribution Centre	50,990	Freehold





## SHAREHOLDING STATISTICS

AS AT 16 MARCH 2022

ISSUED AND FULLY PAID UP CAPITAL	S\$169,596,374.34
NO. OF SHARES ISSUED	950,145,342
NO. OF TREASURY SHARES HELD	41,789,400
NO. OF SUBSIDIARY HOLDINGS HELD	NIL
NO. OF ISSUED SHARES (EXCLUDING TREASURY SHARE)	908,355,942
CLASS OF SHARES	ORDINARY SHARES
VOTING RIGHTS	1 VOTE PER SHARE/NO VOTE FOR TREASURY SHARES

Size of Shareholdings	Number of Shareholders	%	Number of Shares	%
1 – 99	112	3.10	2,120	0.00
100 – 1,000	317	8.79	287,543	0.03
1,001 – 10,000	1,430	39.65	8,362,857	0.88
10,001 – 1,000,000	1,715	47.55	128,715,129	13.55
1,000,001 and above	33	0.91	812,777,693	85.54
<b>Total</b>	<b>3,607</b>	<b>100.00</b>	<b>950,145,342</b>	<b>100.00</b>

### TOP 20 SHAREHOLDERS

S/No.	Name	Number of Shares Held	%
1	CGS-CIMB SECURITIES (SINGAPORE) PTE LTD	261,419,564	28.78
2	LIM ENG HOCK	183,246,925	20.17
3	UOB KAY HIAN PTE LTD	86,810,200	9.56
4	CITIBANK NOMINEES SINGAPORE PTE LTD	48,055,775	5.29
5	OCBC SECURITIES PRIVATE LTD	33,487,290	3.69
6	DBS NOMINEES PTE LTD	24,495,398	2.70
7	MAYBANK SECURITIES PTE. LTD.	23,744,926	2.61
8	PHILLIP SECURITIES PTE LTD	19,748,277	2.17
9	ABN AMRO CLEARING BANK N.V.	13,465,600	1.48
10	RAFFLES NOMINEES (PTE) LIMITED	10,149,600	1.12
11	UNITED OVERSEAS BANK NOMINEES PTE LTD	9,355,944	1.03
12	KHOO POH KOON	5,748,001	0.63
13	TAN GUAN HONG	5,611,800	0.62
14	CHIEW POH CHENG	5,120,000	0.56
15	IFAST FINANCIAL PTE LTD	4,792,000	0.53
16	OCBC NOMINEES SINGAPORE PTE LTD	4,607,693	0.51
17	LIM JUEXIN LEONARD	4,510,000	0.50
18	HSBC (SINGAPORE) NOMINEES PTE LTD	3,388,400	0.37
19	LEW WING KIT	2,822,800	0.31
20	TIGER BROKERS (SINGAPORE) PTE. LTD.	2,391,700	0.26
		<b>752,971,893</b>	<b>82.89</b>

Source: The Central Depository (Pte) Limited

# SHAREHOLDING STATISTICS

AS AT 16 MARCH 2022

<b>Substantial Shareholders</b>	<b>Number of Shares (Direct Interest)</b>	<b>Number of Shares (Deemed Interest)</b>
Lim Eng Hock	183,246,925	–
Tong Kooi Ong	–	295,364,000 <sup>(1)</sup>
Phileo Capital Limited	221,925,000	–
Genghis S.á.r.l.	73,439,000	–
3Cs Investments Ltd	–	73,439,000 <sup>(2)</sup>
TMF Trustees Singapore Limited	–	295,364,000 <sup>(3)</sup>

**Notes:**

(1) Shares held in the name of the registered holders, Phileo Capital Limited and Genghis S.á.r.l.

(2) Shares held in the name of the registered holder, Genghis S.á.r.l.

(3) Shares held in the name of the registered holders, Phileo Capital Limited and Genghis S.á.r.l.

Approximately 46.93% of the issued Ordinary Shares are held in the hands of the public. Rule 723 of the Listing Manual of the Singapore Exchange Securities Trading Limited has accordingly been complied with.



**AVARGA**  
L I M I T E D

1 Kim Seng Promenade  
#13-10  
Great World City Office West  
Singapore 237994  
Tel : (65) 6836 5522  
Fax: (65) 6836 5500

