

INVESTMENT CAPITAL PARTNERS

# Sustainably Scaling New Heights



ANNUAL REPORT 2024



# CONTENTS

02	Chairman's Statement
03	Review of Operations and Financial Performance
05	Board of Directors
07	Key Management
08	The Travelodge Portfolio in Asia Today
09	Expanding Across Key Destinations
18	Corporate Information
19	Sustainability Report
39	Report on Corporate Governance
62	Directors' Statement
66	Independent Auditor's Report
70	Statements of Financial Position
71	Consolidated Statement of Profit or Loss and Other Comprehensive Income
72	Statement of Changes in Equity
75	Consolidated Statement of Cash Flows
77	Notes to Financial Statements
144	Analysis of Ordinary Shareholdings
146	Notice of Annual General Meeting
	Proxy Form

This Annual Report has been reviewed by the Company's sponsor, RHT Capital Pte. Ltd. (the "**Sponsor**"). It has not been examined or approved by the Singapore Exchange Securities Trading Limited (the "**Exchange**") and the Exchange assumes no responsibility for the contents of this document, including the correctness of any of the statements or opinions made or reports contained in this document.

The contact person for the sponsor is Mr. Khong Choun Mun at 36 Robinson Road, #10-06 City House, Singapore 068877, Email: [sponsor@rhtgoc.com](mailto:sponsor@rhtgoc.com).



# CHAIRMAN'S STATEMENT

## Dear Shareholders

On behalf of the Board of Directors of ICP Ltd. ("**Company**", together with its subsidiaries, collectively "**Group**"), I am pleased to present to you the Annual Report for the financial year ended 30 June 2024 ("**FY2024**").

## Financial Performance

During FY2024, the Group disposed of its interests in GMT Bravo Pte. Ltd. and GMT Charlie Pte. Ltd., both of which are involved in the vessels chartering business. As a result of these divestitures, the vessels chartering segment has been reclassified and presented as discontinued operations in our financial statements.

For FY2024, the Group reported revenue of S\$9.7 million from continuing operations. This represents a notable increase of S\$1.5 million compared to the S\$8.2 million reported for the financial year ended 30 June 2023 ("**FY2023**"). The growth in revenue is primarily attributed to the hospitality business, with improved performance from our existing hotels driven by higher occupancy rates and increased average daily rates and the expansion of the Group's portfolio as a result of the opening of new hotels.

Despite an increase in revenue, the Group reported a loss before tax of S\$1.4 million for FY2024 as compared to a profit before tax of S\$0.6 million in FY2023. The loss is mainly due to an impairment loss on property, plant and equipment of S\$1.8 million and write-down of intangible assets of S\$1.5 million.

## Business Overview and Outlook

There has been a notable increase in travel demand globally over the past year, which is beneficial for the Group's hospitality business. However, the Group remains cautious due to challenges such as economic uncertainty, geopolitical tensions, and rising operating costs from inflation and currency fluctuations, which could impact travel patterns and operational stability. Adapting to these trends and addressing potential disruptions, while maintaining service quality, will be crucial for sustaining a competitive edge. Looking ahead to the upcoming financial year, our strategic focus remains on expanding our hospitality footprint in Asia.

Our commitment extends beyond mere expansion; we are equally dedicated to contributing positively to the global sustainability agenda. We are integrating responsible practices into our growth strategy, balancing our expansion goals with initiatives that support

environmental stewardship and social responsibility. By doing so, we aim to drive long-term success while making a meaningful impact on the environment and the communities we serve.

## Dividends

No dividend has been declared for FY2024 in view that the Group is in a loss-making position. Our priority remains to strengthen the Group's financial health and position ourselves for future growth.

## Appreciation

On behalf of the Board, I would like to extend my heartfelt appreciation to all those who have supported the Group throughout this fiscal year. To our valued customers, business partners, bankers, and vendors, your unwavering support and collaboration have been instrumental to our progress and achievements.

I also want to express my sincere gratitude to our management team. Your exceptional contributions and steadfast commitment have been vital to our success.

To our shareholders, thank you for the confidence and trust you have placed in the Company's leadership and financial future. Your continued support and belief in our strategic direction have been fundamental in guiding us through both challenges and opportunities.

As I prepare to retire from the Board following the Company's Annual Meeting in October, I reflect on my tenure with a profound sense of gratitude and fulfilment. It has been a tremendous pleasure working alongside my fellow Board members, and I am honoured to have had the privilege of serving as Chairman of this esteemed Company.

I have every confidence that the Board and management team will continue to build upon the strong foundation we have established. Their dedication, expertise, and strategic vision will undoubtedly steer the Company towards continued success and growth.

## TAN KOK HIANG

Independent Non-executive Chairman  
10 October 2024



# REVIEW OF OPERATIONS AND FINANCIAL PERFORMANCE

## Financial Performance

The Group reported revenue of S\$9.7 million from continuing operations in FY2024, an increase of S\$1.5 million from FY2023. The increase in revenue was primarily due to the Group's hospitality business as a result of improved performance of existing hotels and opening of new hotels during FY2024 and FY2023. Cost of sales from continuing operations increased by S\$0.1 million from S\$0.4 in FY2023 to S\$0.5 million in FY2024, in line with the increase in the Group's revenue.

Administrative expenses from continuing operations, comprising mainly payroll, depreciation, professional fees and hotel operation expenses from the hospitality segment, increased from S\$5.2 million in FY2023 to S\$5.9 million in FY2024, in line with the increase in the Group's revenue.

The increase in finance income by S\$0.1 million from S\$0.1 million in FY2023 to S\$0.2 million in FY2024 was mainly due to the increase in interest income generated from fixed deposits.

The fair value loss on unquoted fund investments of S\$0.1 million in FY2024 arose from the realisation of certain unquoted fund investments during FY2024. The impairment loss on goodwill of S\$0.4 million and S\$0.8 million recorded in FY2024 and FY2023, respectively, is attributable to the subsidiaries disposed by the Group during FY2024.

The write-down of intangible assets of S\$1.5 million is because the realisation of future economic benefits relating to such assets became uncertain. The impairment loss of property, plant and equipment of S\$1.8 million was a result of the Group's review of the recoverable amount of its freehold land, hotel property and other related assets.

Other losses reduced from S\$0.4 million in FY2023 to S\$19,000 in FY2024 mainly due to one-off loss allowance on amount due from an associate, loss on disposal of other intangible assets, and foreign exchange losses of monetary items recorded in FY2023.

The decrease of share of results of equity-accounted investees, net of tax, by S\$0.1 million was mainly due to the unrealised exchange loss arising from an associate's investments carried at fair value through profit or loss.

The profit for the year from discontinued operations was a result of the disposal of subsidiaries during FY2024. The comparatives for FY2023 have been re-presented accordingly.

As a result of the above, the Group reported a loss after tax of S\$1.3 million in FY2024 as compared to a profit after tax of S\$1.1 million in FY2023.

## Financial Position

### Non-current assets

The decrease in property, plant and equipment was mainly due to depreciation charge of S\$1.8 million, impairment loss of S\$1.8 million, disposal of subsidiaries of S\$9.3 million and effect of foreign exchange movement of S\$0.3 million, offset by additions of S\$1.2 million.

The decrease in intangible assets was a result of the write-down as explained in the previous section. Investment in associate and joint venture decreased by S\$0.4 million mainly due to the redemption of preference shares in an associate and share of results.

The decrease in other investments of S\$0.1 million was mainly due to fair value loss on certain unquoted fund investments. The increase in right-of-use assets was due to a new office lease.



# REVIEW OF OPERATIONS AND FINANCIAL PERFORMANCE

## Current assets

Current assets increased by S\$3.5 million, primarily due to (i) an increase in other receivables related to the remaining consideration for the disposal of subsidiaries, and (ii) an increase in cash and cash equivalents.

## Non-current liabilities

Non-current loans and borrowings decreased by S\$16.0 million mainly due to the reclassification from non-current liabilities to current liabilities. This decrease followed an impairment loss related to the Group's freehold land and hotel property. The Group has obtained a letter from the bank for FY2024 granting an indulgence for not complying with a financial covenant to maintain a Loan-to-Value ratio not exceeding 50%.

The increase in lease liabilities is in line with the addition of right-of-use assets. The decrease in deferred tax liability was a result of the disposal of subsidiaries.

## Current liabilities

The increase in current loans and borrowings was mainly due to the reclassification as explained above. Amount due to non-controlling interests decreased by S\$0.4 million mainly due to repayment made during FY2024.

The decrease in trade and other payables and current tax liabilities was mainly due to a result of the disposal of subsidiaries. The increase in lease liabilities is in line with the addition of right-of-use assets.

## Equity

Total equity attributable to equity holders of the company decreased by S\$1.8 million, mainly due to the loss for the year of S\$1.4 million, foreign exchange translation loss of S\$0.1 million and other reserve of S\$0.4 million. Non-controlling interests decreased by S\$5.5 million was mainly due to the disposal of subsidiaries.

## Cash Flows

The Group reported a net increase in cash and cash equivalents of S\$0.5 million, consisting of positive operating cash flows of S\$5.1 million, cash used in investing activities of S\$1.3 million and cash used in financing activities of S\$3.2 million.

## Operations Performance

The performance of the Group's business segments (after inter-segment adjustments) during the year is as follows:

- (i) Hospitality – represents hotel management, franchise, consultancy and investment

The reportable loss from hospitality segment of S\$0.1 million in FY2024, compared to the reportable profit from hospitality segment of S\$1.9 million in FY2023, is mainly due to the write-down of intangible assets and impairment loss on property, plant and equipment, partially offset by the increase in revenue as a result of the improved performance of existing hotels and opening of new hotels during FY2024 and FY2023.

- (ii) Vessel chartering – represents chartering of vessels (oil tankers)

During FY2024, the Group disposed of its interests in GMT Bravo Pte. Ltd. and GMT Charlie Pte. Ltd., which are in the vessels chartering business.

- (iii) Investment holding – representing investment and management activities

Losses from the investment holding segment were relatively unchanged from last year.

**In Recognition of Mr. Tan Kok Hiang's Contributions**, the Group would like to express our heartfelt gratitude to Mr. Tan Kok Hiang, our Independent Non-Executive Chairman, who is stepping down after 12 distinguished years of service. We deeply appreciate his remarkable contributions and the strong leadership he has provided, which has left a lasting impact on the Group. We wish him all the best in his future endeavors.



## BOARD OF DIRECTORS



**Mr. Tan Kok Hiang**  
Independent  
Non-Executive Chairman

Mr. Tan Kok Hiang (“**Mr. Tan**”) was appointed to the Board as Independent Director on 2 March 2012 and was also appointed as the Chairman of the Audit Committee and a Member of the Nominating Committee and Remuneration Committee. On 19 November 2019, Mr Tan was appointed as Non-Executive Chairman. He was last re-elected on 21 October 2021. Mr. Tan will be retiring from the Board after the conclusion of the forthcoming annual general meeting.

Mr. Tan holds a Bachelor of Accountancy (Honours) degree from the University of Singapore and is a Member of the Singapore Institute of Directors.

Mr. Tan has more than 40 years of experience in accounting, finance, strategic planning, business development and risk management.



**Mr. Aw Ming-Yao Marcus**  
Executive Director

Mr. Aw Ming-Yao Marcus (“**Mr. Aw**”) was appointed as Executive Director on 5 November 2018, having served as Director and Vice President – Finance & Development of Travelodge Hotels (Asia) Pte. Ltd. from July 2016. He was last re-elected on 28 October 2022.

Mr. Aw has previous experience in Real Estate, Investment Banking and Private Equity from his time with Goldman Sachs in London and Everstone Capital in Singapore.

Mr. Aw holds a Bachelor of Laws (Honours) degree from the London School of Economics and Political Science, and is a graduate of the Association of Chartered Certified Accountants.



## BOARD OF DIRECTORS



**Mr. Koh Tien Gui**  
Independent  
Non-Executive Director

Mr. Koh Tien Gui (“**Mr Koh**”) was appointed to the Board as an Independent Non-Executive Director on 5 November 2018 and was last re-elected on 28 October 2022. He was also appointed as the Chairman of the Nominating Committee and is a Member of the Audit Committee and Remuneration Committee.

Mr Koh holds a Bachelor of Laws (Honours) degree from University of Kent at Canterbury.

Mr Koh has over 20 years of corporate and commercial experience. He has developed expertise in the property sector and has represented clients on hotel projects across Southeast Asia, China and Japan. In addition to hotel operators, he advises developers and owners of mixed use/hotel developments on management agreements as well as branded residences, sale and lease back schemes and condotels. This includes negotiating hotel management and franchise agreements, leasing agreements, and real-property acquisitions, evaluating corporate organisation formalities, providing on-site consulting related to hotel operations and compliance issues. He has also worked on numerous transactional mergers and acquisition for clients across Southeast Asia and has broad experience in advising clients on strategic alliance, restructuring and reorganization, divestures and post-acquisition integration.



**Ms. Jean Tan**  
Independent  
Non-Executive Director

Ms. Jean Tan was appointed to the Board as an Independent Director on 6 November 2023. She was also appointed as the Chairwoman of the Remuneration Committee and is a Member of Audit Committee and Nominating Committee.

Ms. Jean Tan has a Bachelor of Arts in Mass Communications from the Royal Melbourne Institute of Technology (“RMIT”).

Ms. Jean Tan is a seasoned strategic communications, corporate affairs and public relations practitioner with over 20 years of experience across a range of closely related disciplines, including public affairs, corporate communications, consumer PR, organisation purpose, employee engagement, corporate brand management as well as issues and crisis management. She is currently the Vice President of Corporate Affairs for Europe & Central Eurasia for Mars Wrigley. Mars Wrigley is part of Mars Incorporated, a global, family-owned business with an expanding and diverse portfolio of quality confectionery, food as well as pet care products and services.



## KEY MANAGEMENT



**Ms. Pinky Lam**  
Chief Operating Officer

Ms. Pinky Lam Hoi Chi (“**Ms. Lam**”) is the Chief Operating Officer of Travelodge Hotels (Asia) Pte Ltd. She was appointed on 21 November 2022. Ms. Lam has over 20 years’ experience in the hotel industry. Ms. Lam served as the General Manager of Travelodge Central Hollywood Road since 2017, before taking on the role of Vice President of Revenue, Distribution and Sales in 2019. Prior to joining us, Ms. Lam worked for global hotel companies such as Mandarin Oriental Hotel Group and Marriott International. Her experience spans across commercial and operations functions at both corporate and property levels.

Ms. Lam holds a Bachelor of Arts (Honours) in Social Sciences from Lingnan University of Hong Kong.



**Ms. Ong Min'er**  
Financial Controller

Ms. Ong Min'er (“**Ms. Ong**”) is the Financial Controller of ICP Ltd., responsible for financial and accounting functions of the Company and the Group. She joined Travelodge Hotels (Asia) Pte Ltd on 7 August 2017 and was subsequently promoted to Financial Controller of ICP Ltd. on 17 May 2019. Ms. Ong has more than 15 years of finance experience in the hospitality industry.

Ms. Ong holds a Bachelor of Accountancy degree from Nanyang Technological University and is a Chartered Accountant of Singapore.

# THE TRAVELODGE PORTFOLIO IN ASIA TODAY

## 20 HOTELS IN 15 CITIES, SPANNING 4,000 ROOMS



Travelodge Harbourfront  
SINGAPORE



Travelodge Honmachi Osaka  
OSAKA, JAPAN



Travelodge Kyoto Shijo  
Kawaramachi  
KYOTO, JAPAN



Travelodge Sapporo Susukino  
SAPPORO, JAPAN



Travelodge Nagoya Sakae  
NAGOYA, JAPAN



Travelodge Kyoto Shijo Omiya  
KYOTO, JAPAN



Travelodge Dongdaemun Seoul  
SEOUL, SOUTH KOREA



Travelodge Myeongdong Euljiro  
SEOUL, SOUTH KOREA



Travelodge Myeongdong City Hall  
SEOUL, SOUTH KOREA



Travelodge Myeongdong Namsan  
SEOUL, SOUTH KOREA



Travelodge Suites Busan Centum  
BUSAN, SOUTH KOREA



Travelodge Chinatown Kuala Lumpur  
KUALA LUMPUR, MALAYSIA



Travelodge Bukit Bintang  
KUALA LUMPUR, MALAYSIA



Travelodge Georgetown  
PENANG, MALAYSIA



Travelodge Ipoh  
PERAK, MALAYSIA



Travelodge Sukhumvit 11  
BANGKOK, THAILAND



Travelodge Pattaya  
PATTAYA, THAILAND



Travelodge Phuket Town  
PHUKET, THAILAND



Travelodge Nimman  
CHIANG MAI, THAILAND



Travelodge Kowloon  
HONG KONG, CHINA



## EXPANDING ACROSS KEY DESTINATIONS

### SINGAPORE

#### TRAVELODGE HARBOURFRONT

We launched our first hotel in Singapore with Travelodge Harbourfront in 2019. Situated mere minutes' away from Sentosa, one of Singapore's best-known tourist attractions, and directly opposite VivoCity, Singapore's largest shopping mall, Travelodge Harbourfront is ideally located for leisure guests. A short drive away from Singapore's central business district and various commercial hubs, the hotel is equally suited for business travellers.



### HONG KONG

#### TRAVELODGE KOWLOON

Located on Kowloon's bustling Nathan Road, Travelodge Kowloon is within walking distance to Hong Kong's famed Temple Street Night Market, Jade Market, Mong Kok Ladies' Market and the Kowloon Park. With the subway station a mere 400 metres away, Travelodge Kowloon allows convenient access to Hong Kong Island and is a perfect location for guests to experience Hong Kong from 'the other side'.



# EXPANDING ACROSS KEY DESTINATIONS



## TRAVELODGE KYOTO SHIJO OMIYA

Newly opened in Oct 2024, Travelodge Kyoto Shijo Omiya is just a couple of steps away from Omiya Station, offering convenient public transport, and within walking distance to Nijo Castle, Kyoto's UNESCO World Heritage site, and the bustling Nishiki Market, where you can experience a true taste of local culture and cuisine.



## TRAVELODGE HONMACHI OSAKA

Our first hotel in Japan, Travelodge Honmachi Osaka, was launched in September 2022. Conveniently located in the Midosuji area, Osaka's busiest shopping street, Travelodge Honmachi Osaka is within walking distance to Shinsaibashi district and accessible to two subway stations and four lines. With easy access to Osaka Station and Shin-Osaka Station as well as Itami Airport, and Kansai Airport, it is ideal for guests both from all over Japan and overseas.



## TRAVELODGE KYOTO SHIJO KAWARAMACHI

Launched in March 2023, Travelodge Kyoto Shijo Kawaramachi is nestled in the heart of Downtown Kyoto. Within walking distance to a wide variety of retail, entertainment and dining options along the main street, the hotel is popular choice for young family and couples. Doorstep away from multiple subway stations, the hotel is easily accessible to JR Kyoto Station, Itami Airport and Kansai Airport for both domestic and international travellers.

## EXPANDING ACROSS KEY DESTINATIONS



### TRAVELODGE NAGOYA SAKAE

Launched in February 2023, the Travelodge Nagoya Sakae takes its place at the vibrant core of the Sakae Shopping District. Embraced by several acclaimed retail havens, famed noodle bars, neon-drenched skyscrapers, and an array of entertainment offerings, this hotel stands as the essential choice for a diverse range of guests, including business professionals and leisure travellers. Nestled just moments away from Sakae Station, the gateway to Nagoya Station and Chubu Centrair International Airport, it seamlessly connects domestic and international travellers.

### TRAVELODGE SAPPORO SUSUKINO

Opened in February 2023, Travelodge Sapporo Susukino, stands at the heart of Susukino, Hokkaido's foremost hub for dining, entertainment, and nightlife. Situated a mere four-minute walk from Susukino station, the hotel serves as an excellent choice for leisure travelers exploring Sapporo and Hokkaido. With its proximity to Sapporo Station, the hotel offers seamless connectivity to all corners of Hokkaido, catering to both domestic and international travelers.





## EXPANDING ACROSS KEY DESTINATIONS



### SOUTH KOREA

#### TRAVELODGE DONGDAEMUN SEOUL

Travelodge Dongdaemun marked our entry into South Korea. Situated in Seoul's city central Jung district, the hotel has 242 rooms and is only a ten-minute walk from local iconic destinations, such as the Dongdaemun Design Plaza, the Dongdaemun Market and the Gwangjang Market. The hotel's ideal location is one of its most outstanding features, giving plenty of options to business and leisure guests travelling to Seoul.



#### TRAVELODGE MYEONGDONG EULJIRO

Our second hotel in Seoul, Travelodge Myeongdong Euljiro is located in the bustling Myeongdong district. Five major local attractions are just ten minutes from the hotel by foot, including the Myeongdong Shopping Street, the Gyeongbokgung Palace, the Myeongdong Cathedral, the Gwangjang market and the Cheongyecheon Stream, giving our guests easy access to awe-inspiring history, scenic sights and mouth-watering street food.



#### TRAVELODGE MYEONGDONG CITY HALL

Travelodge Myeongdong City Hall is located at the centre of action in Seoul: Within a mere 3-minute walk from the City Hall, the hotel is in close proximity to some of the city's most popular tourist attractions like the Deoksugung Palace and the Namdaemun Market within 10 minutes by foot plus other shopping and dining options within easy access. Nearby attractions also include the Myeongdong Shopping Street, the Gyeongbokgung Palace, the Myeongdong Cathedral, the Gwangjang Market, the Cheongyecheon Stream and the N Seoul Tower.



# EXPANDING ACROSS KEY DESTINATIONS



## TRAVELODGE MYEONGDONG NAMSAN

Travelodge Myeongdong Namsan is nestled amidst the energy of Myeongdong, just a doorstep away from public transportation and within walking distance of Namsangol Hanok Village, the architectural splendor of Myeongdong Cathedral, and the panoramic views from N Seoul Tower – offering a blend of serene history and modern vibrancy.



## TRAVELODGE SUITES BUSAN CENTUM

Travelodge Suites Busan Centum, situated in the heart of Busan's Centum City and MICE Hub, BEXCO, offers convenient access to public transport. Guests can enjoy tranquil sea views, the lush Olympic Park, and the fantastic nightscape of Marine City, while exploring Busan effortlessly with nearby attractions such as Haeundae and Gwangalli Beaches, major shopping malls, the Busan Museum, the Museum of Art, and the Busan Cinema Center. X-the Sky, Luge, Lotte World, and other popular attractions are also within reach.



## EXPANDING ACROSS KEY DESTINATIONS



### TRAVELODGE CHINATOWN KUALA LUMPUR

Located at the vibrant Chinatown area of Kuala Lumpur, Travelodge Chinatown is a short walk away from the iconic Central Market and the bustling Petaling Street – a haven for food lovers and keen shoppers – making the hotel an ideal location for leisure guests or business travellers wanting to mix work and play.

### TRAVELODGE BUKIT BINTANG

Travelodge Bukit Bintang is situated at the heart of Kuala Lumpur's shopping and entertainment district, famed for its vibrant night life and restaurant scene. Located 300 metres from the Bukit Bintang Monorail Station, the hotel is also in close proximity to popular shopping destinations such as the Sungei Wang Plaza and Berjaya Times Square, making it the ideal hotel for travellers wanting to get the most out of KL.





# EXPANDING ACROSS KEY DESTINATIONS




## TRAVELODGE GEORGETOWN

Travelodge Georgetown is ideally located for both business and leisure travellers, with easy access to Penang International Airport and in close proximity to iconic culinary and cultural sites, including Georgetown, where the oldest portion of the city centre has been designated as a UNESCO World Heritage site since 2008. Georgetown is one of the most visited cities in Malaysia, and Travelodge Georgetown is well-positioned to capture both international and domestic tourists.

## TRAVELODGE IPOH

Just 10 minutes by car from the airport, Travelodge Ipoh Hotel is in an ideal location that caters to both business and leisure travellers. The hotel is situated close to the city's business district, well-known historical, cultural and culinary attraction such as Concubine Lane, Mural Art Lane, Perak Tong Cave Temple, Kellie's Castle and Gua Tempurung, yet it's far enough away from the city-centre bustle to offer a sense of relaxation and serenity.





# EXPANDING ACROSS KEY DESTINATIONS



## TRAVELODGE SUKHUMVIT 11

One of the rare new-built Travelodge hotels, Travelodge Sukhumvit 11 is located in one of Bangkok's most popular and vibrant streets, renowned for its lively atmosphere and exciting night life. Within walking distance to a wide selection of restaurants, trendy bars and shopping malls, and in close proximity to public transport options, this hotel is positioned strategically at the heart of one of Asia's gateway cities.

## TRAVELODGE PATTAYA

This hotel is located in Central Pattaya, one of the city's most popular and well-visited locales, where guests will enjoy easy access to all that Pattaya has to offer. Located very close to the city's beach, dining and entertainment districts, Travelodge Pattaya is a short walk to Pattaya Beach, Walking Street and the Pattaya Floating Market, effectively catering to Pattaya's predominantly leisure market.



## EXPANDING ACROSS KEY DESTINATIONS




### TRAVELODGE PHUKET TOWN

Located in Phuket Town, the hotel is easily accessible to the two Central shopping malls and the famous Phuket Old Town. Walking in the Phuket Old Town, the guests can experience the charming century-old Sino-Portuguese shophouses and a Sunday walking street market. The hotel offers guests with a restaurant and lobby-bar, an outdoor swimming pool and a fitness to suit the guests with their modern lifestyle.

### TRAVELODGE NIMMAN

Situated in Chiang Mai, 3.4 km from the famous Wat Phra Singh, Travelodge Nimman features accommodation with an outdoor swimming pool, free private parking, a fitness centre and a terrace. The guests is a short drive away from town, Chiang Mai Zoo, popular art and entertainment district, the hotel is a popular choice for business and leisure travelers. Exploring Thailand's second-largest city, the guests will find themselves immersed in its rich history, with its architecture and famous landmarks reflecting the diverse past and fascinating traditions.



# CORPORATE INFORMATION

## BOARD OF DIRECTORS

### Mr. Tan Kok Hiang

*Independent Non-Executive Chairman*

### Mr. Aw Ming-Yao Marcus

*Executive Director*

### Ms. Jean Tan

*Independent Director*

### Mr. Koh Tien Gui

*Independent Director*

## AUDIT COMMITTEE

### Mr. Tan Kok Hiang

*Chairman*

### Ms. Jean Tan

### Mr. Koh Tien Gui

## NOMINATING COMMITTEE

### Mr. Koh Tien Gui

*Chairman*

### Mr. Tan Kok Hiang

### Ms. Jean Tan

## REMUNERATION COMMITTEE

### Ms. Jean Tan

*Chairwoman*

### Mr. Tan Kok Hiang

### Mr. Koh Tien Gui

## COMPANY SECRETARY

### Ms. Ong Min'er

## REGISTERED OFFICE

6 Temasek Boulevard, #23-01

Suntec Tower Four

Singapore 038986

Tel: 6221 4665

## INDEPENDENT AUDITOR

### Deloitte & Touche LLP

**Public Accountants and Chartered Accountants, Singapore**

6 Shenton Way, #33-00

OUE Downtown 2

Singapore 068809

Partner in charge: **Mr. Khor Tee Heng**

Date of appointment: Since financial year 2022

## PRINCIPAL BANKERS

### CIMB Bank

**The Hong Kong and Shanghai Banking Corporation Limited**

## SHARE REGISTRAR

### B.A.C.S. Private Limited

77 Robinson Road

#06-03 Robinson 77

Singapore 068896

## CONTINUING SPONSOR

### RHT Capital Pte. Ltd.

36 Robinson Road,

#10-06 City House, Singapore 068877

Registered Professional: **Mr. Khong Choun Mun**





# SUSTAINABILITY REPORT

YEAR ENDED 30 JUNE 2024

## INTRODUCTION

### Board Statement

We are pleased to present our annual sustainability report (the “**Report**”) for the financial year ended 30 June 2024 (“**FY2024**”).

We are committed to prioritising sustainability. We take sustainability seriously. All the Directors have attended the sustainability training courses to equip themselves with basic knowledge on sustainability matters. Our Sustainability Committee has enhanced our governance process and brought stronger focus to the sustainability elements in our business strategies and operations, particularly in our hospitality business segment. We will also establish sustainability reporting policy covering the relevant sustainability information, such as sustainability strategies, governance structure and materiality assessment.

As we navigate global uncertainties and evolving circumstances, we continuously assess and refine our strategies to address material environmental, social, and governance (“**ESG**”) factors, ensuring the sustainable growth of our business while meeting our stakeholders’ expectations.

Our focus remains on adapting to new regulatory requirements. We conduct regular meetings to discuss sustainability matters and have undertaken a materiality exercise. This exercise takes into account the developments in our business and the evolving concerns of key stakeholders. Through this process, we have identified emerging risks and established a new key ESG factor, which is included in this Report. This Report includes the targets, strategies and achievements of the hospitality segment of our business.

The Report is prepared in accordance with the Rules 711A and 711B of the Listing Manual Section B: Rules of Catalist of the Singapore Exchange Securities Trading Limited (“**SGX-ST**”) (“**Catalist Rules**”) and Sustainability Reporting Guide in Practice Note 7F of the Catalist Rules, with reference to the Global Reporting Initiative (“**GRI**”) Standards. The GRI Content Index is furnished at the end of this Report. We also incorporated climate impact reporting as per the



recommendations of the Task Force on Climate-related Financial Disclosures (“**TCFD**”) in this Report, in line with the phased approach recommended by the SGX-ST. The Board has engaged its internal auditors to assist in its review of the adequacy and effectiveness of the Company’s sustainability reporting process. The content of this Report has not been externally assured by independent parties. The Group may consider doing so in the future. The Group’s website at <https://www.icp.com.sg>, which includes our announcements and press releases, is a key source of information for stakeholders.

### Feedback

We warmly welcome feedback and suggestions from you regarding this Report. Please contact the Sustainability Committee at [investor.relations@icp.com.sg](mailto:investor.relations@icp.com.sg).

# SUSTAINABILITY REPORT

YEAR ENDED 30 JUNE 2024

## ABOUT ICP LTD.

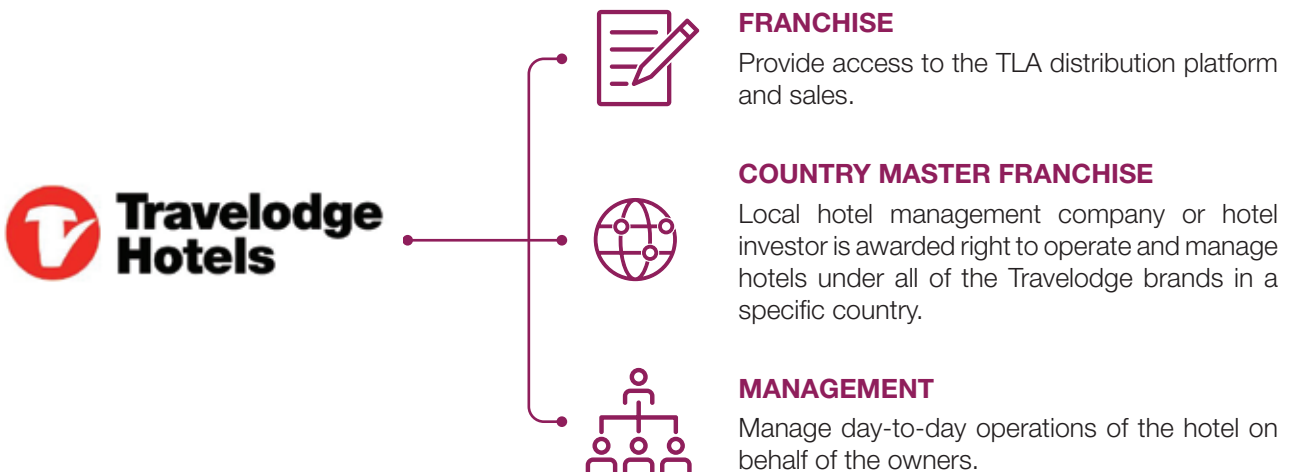
ICP Ltd. is listed on SGX-ST. Our corporate headquarter is located in Singapore. During FY2024, the Group disposed of its partially-owned subsidiaries, GMT Bravo Pte. Ltd. and GMT Charlie Pte. Ltd., which are in the vessels chartering business. Our two key operating segments which are included in the reporting scope of this Report are as follows:



This Report highlights the key ESG-related performance which are gathered from operations under the Group’s direct operational control, covering the following entities: ICP Ltd. and its subsidiaries, including the managed hotels. For FY2024, other than the abovementioned updates, our reporting scope remains the same as the sustainability report published for the financial year ended 30 June 2023 (“**FY2023**”). We also conducted random check on the source documents related to the ESG data to ensure the data accuracy and completeness.

## TRAVELODGE HOTELS

Travelodge Hotels (Asia) Pte. Ltd. (“**TLA**”) holds the signature Travelodge brand which is currently being embraced by hotel owners in the region under both management and franchise arrangements.



# SUSTAINABILITY REPORT

YEAR ENDED 30 JUNE 2024

## STAKEHOLDER ENGAGEMENT

We provide our key stakeholders with timely status updates of our business and sustainability efforts through various engagements as illustrated in Figure 1.

**FIGURE 1: KEY STAKEHOLDERS' ENGAGEMENT**

TOPICS OF CONCERN	WAYS TO ENGAGE STAKEHOLDERS
<b>1. Shareholders</b>	
<ul style="list-style-type: none"> <li>Financial performance</li> <li>Corporate governance</li> <li>Business strategies</li> <li>Dividend and share appreciation</li> </ul>	<ul style="list-style-type: none"> <li>Release of financial results (half-yearly), announcements and other relevant disclosures via SGXNet*</li> <li>Annual report (annually)</li> <li>Annual general meeting (annually)</li> </ul>
<b>2. Business Partners – Hotel Owners</b>	
<ul style="list-style-type: none"> <li>Financial performance</li> <li>Property maintenance programme</li> <li>Market outlook</li> <li>Business risk</li> </ul>	<ul style="list-style-type: none"> <li>Management report (monthly)</li> <li>Performance meeting (monthly)</li> <li>Site visits*</li> <li>Discussion via calls and emails*</li> </ul>
<b>3. Guests</b>	
<ul style="list-style-type: none"> <li>Quality of product and service</li> <li>Guest satisfaction</li> <li>Cleanliness and pricing</li> </ul>	<ul style="list-style-type: none"> <li>Guest satisfaction survey*</li> <li>Social media*</li> <li>Guest feedback on travel websites*</li> <li>Face-to-face meeting with key customers*</li> <li>Brand website (back-end booking system)</li> <li>Loyalty Program (launched in 2023)</li> <li>Emails/SMS</li> </ul>
<b>4. Government</b>	
<ul style="list-style-type: none"> <li>Compliance with rules and regulations</li> <li>Changes to laws and regulations</li> </ul>	<ul style="list-style-type: none"> <li>Seminars and conferences*</li> <li>Discussion via calls and emails*</li> <li>Annual compliance audit</li> <li>Notifications on government related laws and regulations updates*</li> </ul>
<b>5. Employees</b>	
<ul style="list-style-type: none"> <li>Safe and healthy working environment</li> <li>Fair and competitive employment practices and policies</li> <li>Employees' well-being and development</li> <li>Career progression</li> <li>Staff welfare</li> </ul>	<ul style="list-style-type: none"> <li>Annual performance appraisals</li> <li>Training (monthly)</li> <li>Induction for new employees*</li> <li>Staff bonding/recreational activities (annually)</li> <li>Town hall meeting to update the hotel team on the Company's business strategy and recent development (quarterly)</li> </ul>



# SUSTAINABILITY REPORT

YEAR ENDED 30 JUNE 2024

TOPICS OF CONCERN	WAYS TO ENGAGE STAKEHOLDERS
<b>6. Suppliers</b>	
<ul style="list-style-type: none"> <li>• Timely payment</li> <li>• Reputation</li> <li>• Financial health</li> </ul>	<ul style="list-style-type: none"> <li>• Face-to-face meeting*</li> <li>• Discussion via calls and emails*</li> </ul>
<b>7. Community</b>	
<ul style="list-style-type: none"> <li>• Sustainable development</li> <li>• Community engagement</li> </ul>	<ul style="list-style-type: none"> <li>• Corporate Social Responsibility programmes (annually)</li> </ul>

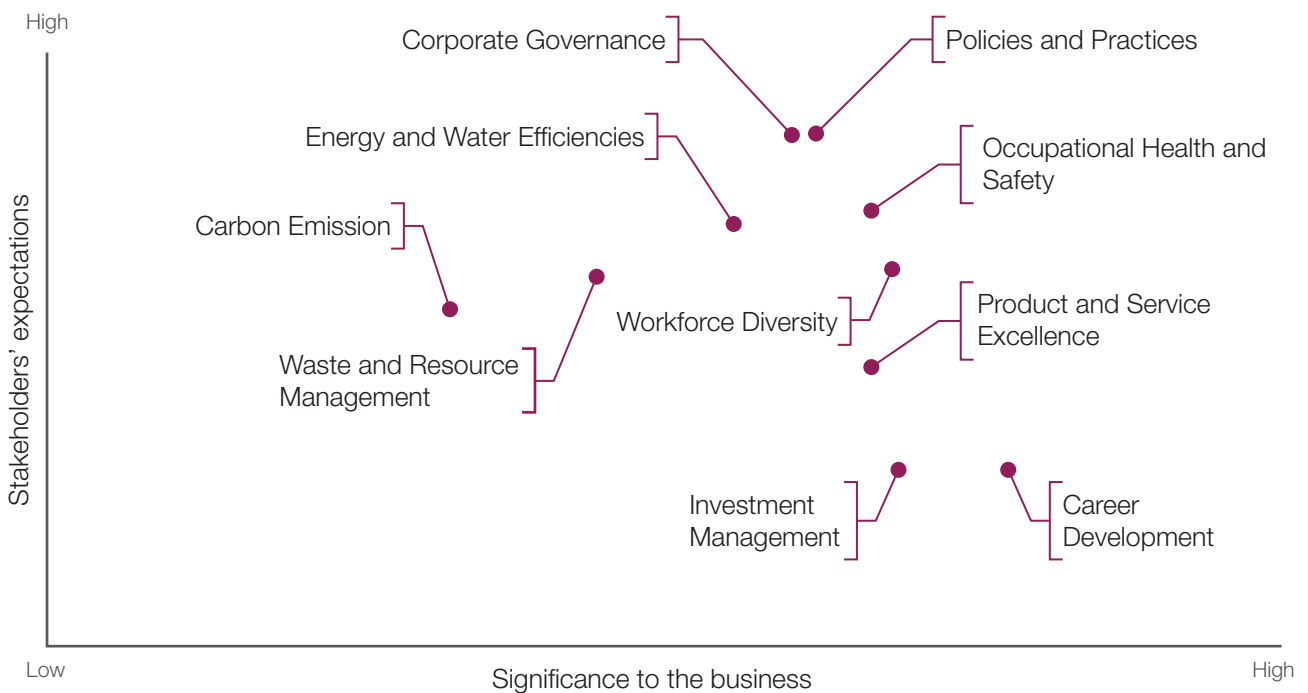
\*as required

## ASSESSING MATERIALITY

In order to gain a better understanding of the views and expectations of stakeholders regarding our sustainability performance, a review of previous material ESG factors was conducted. We then identified a list of material ESG factors, which is based on the significance of the ESG impact to our business and the substantive influence on the assessments and decision of key stakeholders. To assess the materiality of these factors, a materiality assessment was carried out through the use of questionnaires. Relevant stakeholders were

invited to participate in the assessment and provide ratings for the potential material ESG factors. This process helped evaluate and prioritise the sustainability issues that stakeholders considered most important. The survey results were analysed and presented in the form of a materiality matrix as illustrated in Figure 2. The concerns raised by stakeholders were carefully reviewed and discussed, and the material ESG factors were approved by the Board.

FIGURE 2: MATERIAL ESG FACTORS





# SUSTAINABILITY REPORT

YEAR ENDED 30 JUNE 2024

## STRATEGIES AND TARGETS




We address our present strategies and targets in retrospect with our prior year’s targets as illustrated in Figure 3 below. Regular meetings were held to review and discuss the Group’s actual performance so as to address any material variances.

**FIGURE 3: STRATEGIES AND TARGETS**

ESG FACTORS	STATUS OF PRIOR YEAR TARGETS	PRESENT YEAR STRATEGIES	PRESENT YEAR TARGETS
PRODUCT AND SERVICE EXCELLENCE 	<ul style="list-style-type: none"> <li>• Increase awareness and popularity of the hotels through social media platforms. – Achieved</li> <li>• Improve the review rating across various online booking platforms. – In Progress</li> <li>• Increase the number of brand loyalty program members by 100,000. – Achieved</li> </ul>	<ul style="list-style-type: none"> <li>• Develop marketing strategy targeted at the China market to drive volume and brand awareness.</li> <li>• Attend hospitality industry tradeshow and exhibitions in China, Malaysia and Singapore to increase brand awareness.</li> <li>• Enhance the brand loyalty program to increase its attractiveness and retention.</li> </ul>	<ul style="list-style-type: none"> <li>• Increase awareness and popularity of the hotels through social media platforms.</li> <li>• Improve the review rating across various online booking platforms.</li> <li>• Increase the number of brand loyalty program members by 100,000.</li> </ul>
INVESTMENT MANAGEMENT 	<ul style="list-style-type: none"> <li>• Expand portfolio of owned, managed and franchised hotels to 30 hotels by the financial year ending 30 June 2025. (“FY2025”). – In Progress</li> </ul>	<ul style="list-style-type: none"> <li>• Focus on Japan and Korea while maintaining growth in the other existing market.</li> </ul>	<ul style="list-style-type: none"> <li>• Expand portfolio of owned, managed and franchised hotels to 30 hotels by the financial year ending 30 June 2030.</li> </ul>

# SUSTAINABILITY REPORT




YEAR ENDED 30 JUNE 2024

ESG FACTORS	STATUS OF PRIOR YEAR TARGETS	PRESENT YEAR STRATEGIES	PRESENT YEAR TARGETS
<p>WASTE AND RESOURCE MANAGEMENT</p> <p>ENERGY AND WATER EFFICIENCIES</p> <p>CARBON EMISSION</p> 	<ul style="list-style-type: none"> <li>Monthly monitoring of the water and energy utilisation in each hotel by the corporate office to improve the energy and water efficiencies. – Achieved</li> <li>Continue engaging the guests and employees to raise awareness on the importance of being environmentally friendly. – Achieved</li> <li>Make initiatives to reduce or maintain current level of energy consumption and greenhouse gas (“GHG”) emissions intensities. – In Progress</li> <li>Optimise the back-end disposal of waste and entrust authorised to dispose of those that cannot be reused. – In Progress</li> </ul>	<ul style="list-style-type: none"> <li>Continuous implementation of the waste management policy to all the hotels.</li> <li>Replacement of light bulbs and equipment with energy and water conserving appliances to reduce consumption levels.</li> <li>Place multiple signages within the hotel room and common areas to remind guest to save energy and reduce waste.</li> <li>Promoting “Earth Hours” in social media platforms to help raise environmental awareness.</li> </ul>	<ul style="list-style-type: none"> <li>Monthly monitoring of the water and energy utilisation in each hotel by the corporate office to improve the energy and water efficiencies.</li> <li>Continue engaging the guests and employees to raise awareness on the importance of being environmentally friendly.</li> <li>Make initiatives to reduce or maintain current level of energy consumption and greenhouse gas (“GHG”) emissions intensities.</li> <li>Install recycling bins on each hotel floor to enhance waste reduction and promote recycling efforts by FY2025.</li> <li>Promoting “Earth Hours” in social media platforms to help raise environmental awareness.</li> </ul>
<p>OCCUPATIONAL HEALTH AND SAFETY</p> 	<ul style="list-style-type: none"> <li>Continuous regular trainings focus on work safety and hygiene and emergency drills are conducted to raise staff awareness. – Achieved</li> <li>Maintain zero-accident in work-related injuries, fatalities and ill health cases. – In Progress</li> </ul>	<ul style="list-style-type: none"> <li>Continuous regular trainings focus on work safety and hygiene and emergency drills are conducted to raise staff awareness and maintain zero-accident in the workplace.</li> </ul>	<ul style="list-style-type: none"> <li>Continuous regular trainings focus on work safety and hygiene and emergency drills are conducted to raise staff awareness.</li> <li>Maintain zero-accident in work-related injuries, fatalities and ill health cases.</li> </ul>
<p>CAREER DEVELOPMENT</p> 	<ul style="list-style-type: none"> <li>All staff to have an average of 10 hours of training (both structured and on-the-job) per financial year. – Achieved</li> <li>Develop an e-training platform by FY2024. – Achieved</li> <li>Conduct at least 1 performance review with every employee. – Achieved</li> </ul>	<ul style="list-style-type: none"> <li>Provide induction program for new employees.</li> <li>Town hall meeting to update the hotel team on the Company’s business strategy and recent development.</li> <li>Encourage continuous learning and development to equip staff with necessary skills to attain the desired standards.</li> </ul>	<ul style="list-style-type: none"> <li>All staff to have an average of 10 hours of training (both structured and on-the-job) per financial year.</li> <li>Conduct at least 1 performance review with every employee.</li> </ul>



# SUSTAINABILITY REPORT

YEAR ENDED 30 JUNE 2024

ESG FACTORS	STATUS OF PRIOR YEAR TARGETS	PRESENT YEAR STRATEGIES	PRESENT YEAR TARGETS
<p>WORKFORCE DIVERSITY</p> 	<ul style="list-style-type: none"> <li>Maintain workforce diversity and equal employment opportunities by tapping on a diverse talent pool that can bring in a variety of experiences and knowledge. – Achieved</li> <li>We will appoint a female director to the Board in 2023. – Achieved</li> </ul>	<ul style="list-style-type: none"> <li>Continually strive for a workplace that compasses different gender, culture, age groups and ethnic groups.</li> </ul>	<ul style="list-style-type: none"> <li>Maintain workforce diversity and equal employment opportunities by tapping on a diverse talent pool that can bring in a variety of experiences and knowledge.</li> <li>Appoint another female director to the Board by FY2025.</li> </ul>
<p>CORPORATE GOVERNANCE POLICIES AND PRACTICES</p> 	<ul style="list-style-type: none"> <li>Remain compliant with the mandatory listing requirement on Board composition and the Code of Corporate Governance. – Achieved</li> <li>Maintain regular communications with shareholders to update on the business outlooks, operations and developments. – Achieved</li> <li>Continuous assessment of the individual hotel's level of compliance. – Achieved</li> </ul>	<ul style="list-style-type: none"> <li>Increase diversity in Board composition.</li> <li>Constant shareholders' communication through AGM, EGM, Annual Report, announcement and disclosures via SGXNet.</li> <li>Review and update existing P&amp;Ps/SOPs to include climate-related issues.</li> <li>Quarterly town hall meeting to align business strategies across the Company.</li> </ul>	<ul style="list-style-type: none"> <li>Remain compliant with the mandatory listing requirement on Board composition and the Code of Corporate Governance.</li> <li>Maintain regular communications with shareholders to update on the business outlooks, operations and developments.</li> <li>Continuous assessment of the individual hotel's level of compliance.</li> </ul>
<p>CLIMATE CHANGE MITIGATION AND ADAPTATION</p> 	<ul style="list-style-type: none"> <li>Organise at least one activity each year to raise awareness among stakeholders on energy conservation and climate change. – Achieved</li> </ul>	<ul style="list-style-type: none"> <li>Reduce reliance on non-renewable and high GHG emission energy sources.</li> </ul>	<ul style="list-style-type: none"> <li>Please refer to the GHG targets under "CARBON EMISSION" for further details.</li> <li>Organise at least one activity each year to raise awareness among stakeholders on energy conservation and climate change.</li> </ul>



# SUSTAINABILITY REPORT

YEAR ENDED 30 JUNE 2024

## RISKS AND OPPORTUNITIES



The continuous evaluation of the Group's risks and opportunities remains a significant factor to analyse and develop the Group's risk tolerance and risk management in a timely manner. The illustration below (Figure 4) addresses the Group's approach over the identified risks and opportunities based on the material ESG factors:

**FIGURE 4: RISKS AND OPPORTUNITIES**

	RISKS	OPPORTUNITIES	APPROACH
<b>ECONOMIC</b> 	<ul style="list-style-type: none"> <li>Ability to maintain a sustainable business model to keep up with the market demand and improve the long-term financial performance of the business.</li> </ul>	<ul style="list-style-type: none"> <li>Strong demand due to resumption of international travelling.</li> <li>Continue to expand the hotel portfolio.</li> </ul>	<ul style="list-style-type: none"> <li>Target international travellers and long stay corporate travellers.</li> <li>Aim to establish and grow presence in key markets such as Singapore, Malaysia, Hong Kong, Korea, Japan and Thailand via asset-light strategy.</li> </ul>
<b>ENVIRONMENTAL</b> 	<ul style="list-style-type: none"> <li>Non-compliance with regulatory requirements resulting in fines and penalties/business disruptions.</li> <li>Societal criticism resulting in reputational damage caused by harmful business practices.</li> </ul>	<ul style="list-style-type: none"> <li>Green hotels (use of energy efficient/ environmentally friendly hotel fittings).</li> </ul>	<ul style="list-style-type: none"> <li>Conduct regular training for employees on environmental awareness to better care for our environment and to develop a waste management policy.</li> <li>Continuation of green initiatives in hotels to encourage guests and employees to save energy and water resources.</li> <li>Strive to reduce paper usage by tapping on the cloud storage solutions and e-signing solutions.</li> </ul>

# SUSTAINABILITY REPORT

YEAR ENDED 30 JUNE 2024

	RISKS	OPPORTUNITIES	APPROACH
<b>SOCIAL</b> 	<ul style="list-style-type: none"> <li>• Workplace hazard.</li> <li>• Shortage of manpower due to poor management of talent retention.</li> </ul>	<ul style="list-style-type: none"> <li>• Value employees' health and safety.</li> <li>• Provide employees with exposure to different cultures and experiences.</li> <li>• Retain key employees by providing them with re-skilling and job re-design opportunities.</li> <li>• Target to become the employees' choice of employer.</li> </ul>	<ul style="list-style-type: none"> <li>• Aim to create a safe working environment where we can maintain zero-accidents in our workplace.</li> <li>• Broaden our talent pool by hiring from different backgrounds and to build a diverse workforce.</li> <li>• Aim to tap on government subsidy to invest in training and upskilling courses for employees.</li> </ul>
<b>CORPORATE GOVERNANCE</b> 	<ul style="list-style-type: none"> <li>• Financial loss or business disruption as a result of non-compliance with regulatory requirements implemented by the government.</li> <li>• Reputational damage and legal implications due to data breaches.</li> </ul>	<ul style="list-style-type: none"> <li>• Foster trusted and long-term partnership with stakeholders.</li> <li>• Raise stakeholder's trust to higher level by ensuring that all employees adhere to relevant policies and practices.</li> </ul>	<ul style="list-style-type: none"> <li>• Build up an extensive framework to assess our hotel's level of compliance.</li> <li>• Strive to maintain adherence to the Code of Corporate Governance and diversity in Board composition and governance.</li> <li>• Maintain constant shareholders' communication through AGM, EGM, Annual Report, announcement and disclosures via SGXNet.</li> <li>• Ensure our hotels comply with SOPs that are in place.</li> </ul>



# SUSTAINABILITY REPORT

YEAR ENDED 30 JUNE 2024

## ECONOMIC

### Investment Management

The Group adopts an asset-light strategy, primarily through franchise agreements and management contracts. Membership of associations with the Singapore Business Federation, Ordinary Member of Malaysian Association of Hotels and Malaysian Employers Federation help us to seize opportunities in the hospitality industry as they come along.

In FY2024, 2 Travelodge hotels were opened in South Korea, specifically in Seoul and Busan.

The Group will continue to pursue growth opportunities in key markets where it already has a presence, namely Singapore, South Korea, Japan, Hong Kong, Malaysia and Thailand.

### Product & Service Excellence

Providing safe, reliable and quality products and services is key to TLA's branding. The hotels shall comply with all aspects of our Technical Services Design Standards and Guidelines.

Travelodge Nagoya Sakae was awarded Booking.com Traveler Review Awards 2024. This is awarded to hotels that consistently earn great reviews from travelers and with the most highly rated properties on Booking.com.

Travelodge Harbourfront, Travelodge Dongdaemun Seoul, Travelodge Sukhumvit 11, Travelodge Pattaya and Travelodge Phuket Town were awarded Tripadvisor Traveler's Choice Award 2024. This is awarded to hotels that consistently earn great reviews from travelers and are ranked within the top 10% of properties on Tripadvisor.

We constantly strive to create a better customer experience for our guests by exceeding their expectations as much as possible.

## ENVIRONMENTAL

### Sustainable Initiatives and Measures

The Group recognises the importance of maintaining high standards of business integrity and complying with applicable laws and regulations.

At the corporate office, TLA Headquarters, the Company has moved towards storing of documents in the cloud instead of filing paper documents and storing historical data with an outsourced service provider. We have implemented cloud storage solution in all managed hotels. The Malaysia hotel owned by the Group has also procured e-signing solution to reduce the usage of paper.

We have continued to undertake some of the following green initiatives within our hotels in FY2024:

- √ replacing existing operating bulbs and taps with energy and water conserving appliances;
- √ continuous measurement of the energy and water consumption levels to identify potential wastage and inefficiencies;
- √ placing door hangers in the hotel room toilets to remind guests not to waste water;
- √ encouraging guests to reuse towels through "Save Water, Save our Earth" hangers attached with the towels provided in the hotel room toilets;
- √ "Do Not Clean" signs and notification for guests who do not need daily housekeeping; and
- √ reducing the change of new bed linens by having tags in the hotel room that encourage guests to create an essentially greener environment by conserving water and saving energy.

In FY2024, we continued to demonstrate a strong commitment to sustainability through active engagement in environmentally and socially responsible practices, and we remain dedicated to maintaining and enhancing our sustainable practices.

# SUSTAINABILITY REPORT

YEAR ENDED 30 JUNE 2024

These practices include managing waste to eliminate single-use plastics, conserving energy through the use of energy-efficient LED bulbs, and promoting community engagement by providing guests with information about local ecosystems, heritage, and culture. Additionally, some of our hotels incorporate green spaces, such as gardens, to foster a connection with nature.

Looking ahead, we will continue to uphold these sustainable practices, and we are committed to seeking new opportunities to reduce our environmental impact and promote responsible travel practices. Our focus remains on driving long-term sustainability and meeting the expectations of our stakeholders.

## RESOURCE MANAGEMENT

There is an increase in the number of hotels in the Travelodge portfolio and hence increase in occupied rooms, this resulted in a rise in overall energy and water consumption during FY2024 as compared to FY2023.

Water and energy utilisation measurements are monitored on a monthly basis. The corporate office reviews the consumption level of each hotel to identify potential wastage and inefficiencies in the water and energy utilisation. Through the discussions with the managed hotels' general managers on a quarterly basis, a waste management policy has been established. The Company acknowledges its duty to reduce the dangers to environment caused by the waste it generates. We actively promote the 4Rs (being reduce, reuse, recycle and recover) as part of our environmental sustainability initiatives. The Group has also prepared for a phased approach to the climate-related disclosures requirements for FY2024. The details are set out in the section headed "Climate Change Mitigation and Adaptation".

In FY2024, our total electricity and water consumption is approximately 9,896.93 MWh (FY2023: approximately 8,053.94 MWh) and approximately 208,913.60

cubic meter (FY2023: approximately 135,955.90 cubic meter) respectively, which are equivalent to the intensity<sup>1</sup> of approximately 0.02 MWh/occupied rooms (FY2023: approximately 0.02 MWh/occupied rooms) and 0.35 cubic meter/occupied rooms (FY2023: 0.31 cubic meter/occupied rooms) respectively. Our total energy consumption (electricity and natural gas) for FY2024 is approximately 17,418.37 MWh (FY2023: approximately 13,415.18 MWh)<sup>2</sup>, with an intensity of approximately 0.03 MWh/occupied rooms (FY2023: approximately 0.03 MWh/occupied rooms)<sup>2</sup>.

Notes:

1. In FY2024, the number of occupied rooms of our managed hotels was 596,156 (FY2023: 433,740). This data is also used for calculating other intensity data.
2. In FY2024, we have enhanced our data collection mechanism and the amount of natural gas consumption in FY2023 has been revised for comparison purposes. This is also applicable to other emissions data.

## CLIMATE CHANGE MITIGATION AND ADAPTATION

The Group acknowledges the recommendations regarding the disclosure of climate-related financial information of the TCFD and SGX-ST's requirement on climate risk disclosure. The Group understands the importance of developing a strong strategy and risk management framework that sets the foundation for its climate resilience. We assessed the impact of key climate-related risks and opportunities and disclosed the adopted strategies under four overarching elements, including governance, strategy, risk management and metric and targets. The Group will integrate climate-related risks into the internal control procedures or enterprise risk management processes in the future and continue to strengthen its disclosure with reference to the TCFD.

# SUSTAINABILITY REPORT

YEAR ENDED 30 JUNE 2024



## Governance

The Board oversees and directs the implementation of sustainability-related initiatives across different business departments, and reviews climate-related disclosure and its actions to enhance climate resilience. The Sustainability Committee monitors and oversees progress on sustainability and climate-related risks and opportunities that meet the expectations of the shareholders, and reviews significant issues raised. Under the Board's delegations, the Sustainability Committee is responsible for developing objectives, building plans and performance metrics, and managing the overall climate-related sustainability performance. The Sustainability Committee will also report to and make recommendations to the Board, where appropriate, regarding the material sustainability issues, including but not limited to climate-related matters.

## Strategy

The Group recognises the importance of identifying and managing climate-related risks, including physical risks like intense precipitation and flooding, as well as

transition risks such as changes in national climate strategies and renewable energy policies. The Group is committed to continuously updating its knowledge and mitigating these risks to protect its business activities, strategy, and financial planning from potential climatic impacts. The Group's climate-related risks primarily arise from the following areas:

### Physical Risk

Although locations that the Group operates is generally well-protected from natural disasters, the increasing frequency and severity of extreme weather events, such as storms and heavy rains leading to floods, can disrupt the Group's operations. In severe cases, these events may threaten the health and safety of the Group's employees. Additionally, extreme weather can potentially result in increased insurance premiums on assets or even damage properties owned by the Group, resulting in higher repair costs and asset loss. Specifically, for hotel operations, more frequent extreme weather events could deter travel, leading to reduced hotel occupancy and, consequently, lower revenue for the Group.



# SUSTAINABILITY REPORT

YEAR ENDED 30 JUNE 2024

The Group has implemented various measures to manage the aforementioned physical risks. For example, the Group has established a policy on risk and hazards, which includes requirements for hazard management, as well as protocols for crisis management. In addition, the Group will maintain a comprehensive insurance coverage for assets that are prone to damage by extreme weather conditions, minimising the potential maintenance and repair cost required.

## Transition Risk

In terms of transition risks, there are more stringent climate legislations and regulations to support global vision for decarbonisation. For example, the SGX-ST has required listed companies to enhance the climate-related disclosures in their sustainability reports, and the climate reporting is becoming gradually mandated by industries. Stricter environmental laws and regulations may expose enterprises to higher risks of claims and lawsuits, resulting in an increase in the Group's related capital investment and compliance costs.

Therefore, the Group will replace equipment with higher efficiency models to improve energy efficiency and ensure future compliance with the possible regulation change. Also, the Group will monitor existing and emerging trends, policies and regulations related to climate change regularly, and remind the senior management when necessary to avoid violations or reputation risks due to delayed response.

## Risk Management

The Board is responsible for risk governance and ensuring that the management of the Group maintains a comprehensive system of risk management and internal controls. During FY2024, the Group conducted a climate risk assessment to identify, prioritise, and address potential climate-related risks. The Sustainability Committee completes the questionnaire,

ranks the risks, evaluates them, and revises and approves the disclosure of estimated climate risks and impacts. Some climate-related risks have been categorised as emerging risks and the Group recognises that climate-related risks are inherently linked to other strategic, financial and operational risks. With the aim to manage and mitigate the identified risks, the Group regularly monitors existing and emerging trends, policies and regulations related to climate change, and reminds the management of the Group when necessary to avoid violations or reputation risks due to delayed response. In addition, the Group aims to reduce GHG and carbon emissions to contribute to global efforts to mitigate climate change. The Group will continue to monitor and review developments to relevant standards and fine-tune its management framework to ensure the process of identification, assessment and management of climate-related issues are integrated into the Group's enterprise risk management system.

## Metrics and Targets

The Group is aware that its businesses involve emissions and recognises that emission reduction is essential. Therefore, the Group identifies GHG emissions as the core metric for assessing climate-related risks and opportunities and plans to align this metric with its strategy and risk management processes. We have measured the direct (Scope 1) and energy indirect (Scope 2) GHG emissions<sup>3</sup> in this Report. The major sources of GHG emissions of the Group were from natural gas consumption generated from the electricity generator (Scope 1) as well as purchased electricity (Scope 2). The Group strives to expand the scope of its measurement and reporting of operational metrics in the future where suitable.

There is a business expansion and increase in occupied rooms, this resulted in a 26.6% rise in total GHG emissions during FY2024 as compared to FY2023.

# SUSTAINABILITY REPORT

YEAR ENDED 30 JUNE 2024

In FY2024, the Scope 1 and Scope 2 emissions are approximately 1,523.55 tonnes of carbon dioxide equivalent (“tCO<sub>2</sub>e”) GHG emissions (FY2023: approximately 1,085.97 tCO<sub>2</sub>e)<sup>2</sup> and approximately 4,573.89 tCO<sub>2</sub>e (FY2023: approximately 3,731.83 tCO<sub>2</sub>e) respectively, which are equivalent to the intensity of approximately 0.003 tCO<sub>2</sub>e/occupied rooms (FY2023: approximately 0.003 tCO<sub>2</sub>e/occupied rooms)<sup>2</sup> and approximately 0.008 tCO<sub>2</sub>e/occupied rooms (FY2023: approximately 0.009 tCO<sub>2</sub>e/occupied rooms) respectively. In FY2024, the Group generated total GHG emissions of approximately 6,097.44 tCO<sub>2</sub>e (FY2023: approximately 4,817.80 tCO<sub>2</sub>e), which is equivalent to the intensity of approximately 0.01 tCO<sub>2</sub>e/occupied rooms (FY2023: approximately 0.01 tCO<sub>2</sub>e/occupied rooms)<sup>2</sup>. We are committed to reducing our GHG emissions by setting emissions reduction targets. The relevant targets are set out in the section headed “Strategies and Targets”.

Note:

3. The data on GHG emissions are calculated based on widely recognised standards, including but not limited to, “The Greenhouse Gas Protocol: A Corporate Accounting and Reporting Standards” issued by the World Resources Institute and the World Business Council for Sustainable Development, the Sustainability Report 2023 published by Tenaga Nasional Berhad in Malaysia, the 2021 electricity grid emission factor released by the Energy Market Authority of Singapore, the CO<sub>2</sub> Emissions, CO<sub>2</sub> Emissions Intensity and Electricity Sales released by Tokyo Electric Power Company Holdings, the Climate Transparency Report published by Climate Transparency, and the “2006 IPCC guidelines for national greenhouse gas inventories – volume 2 energy” issued by the Intergovernmental Panel on Climate Change.



# SUSTAINABILITY REPORT

YEAR ENDED 30 JUNE 2024



## SOCIAL

### Occupational Health and Safety

Business continuity, health and well-being of our employees are our main priority. As part of our occupational health and safety plans, we have implemented policies and procedures relating to fire and emergency safety procedure, risk and hazard and pandemic guidelines. Under our emergency plan, we have established protocols to address various potential issues. Additionally, we prioritise the safety of our guests, staff and visitors by ensuring that all fire detection and protection equipment are sufficient and up to standard. Accurate record-keeping and documentation practices are diligently maintained to demonstrate our compliance with safety regulations. Safety trainings were also conducted in hotels.

For FY2024, there have been no work-related fatalities, high-consequence work-related injuries, and one case of minor work-related injury.

### Career Development

The Group constantly encourages and promotes a culture of continuous learning and development in the organisation. During FY2024, we have provided

on-the-job training and other trainings for our employees. Some of the trainings are stated as follows:

- Orientation: Company Culture and Values
- Property Management System (PMS) training
- Financial Management System (FMS) training
- Human Resource Information System (HRIS) training
- Loyalty Program training
- Updates on changes in law and accounting standards

In FY2024, we have a total of approximately 1,286.5 hours of training hours received by our employees with an average training hour of approximately 7.75 hours per employee. While on average 9.05 training hours are received by male employees and on average 6.48 training hours are received by female employees. In FY2024, the Group is actively engaged in the development of its e-training platform. The platform has been established; however, the rollout is now anticipated to occur in FY2025 due to delays in implementation.



# SUSTAINABILITY REPORT

YEAR ENDED 30 JUNE 2024



## WORKFORCE DIVERSITY

The Company embraces the values of workforce diversity and equal employment opportunities. We seek to tap on a diverse talent pool that can bring in a variety of experiences, knowledge and capabilities to strengthen the organisation as a whole.

Taking into account the nature and scope of our operation, the Nominating Committee reviews and assesses the Board composition annually and believes that the current composition with appropriate mix of expertise and experience possesses the necessary competencies to provide the management with a diverse and objective perspective on issues. The Nominating Committee will continue to review the Board composition in line with the board diversity policy, and may recommend revisions to such policy or appropriate targets to the Board, where necessary.

## Fair Employment and Equal Employment Opportunities

Our employees are of different nationalities, races, genders and age groups. All our employees are given employment contracts with clear terms and conditions and all employees have equal employment opportunities in line with the local labour laws of the countries which the Group operates in. As at 30 June 2024, all our staff in the corporate office are hired as full-time permanent staff. All employees are rewarded fairly based on their ability, performance and contribution to the Company.

## Gender, Age and Nationality Diversity

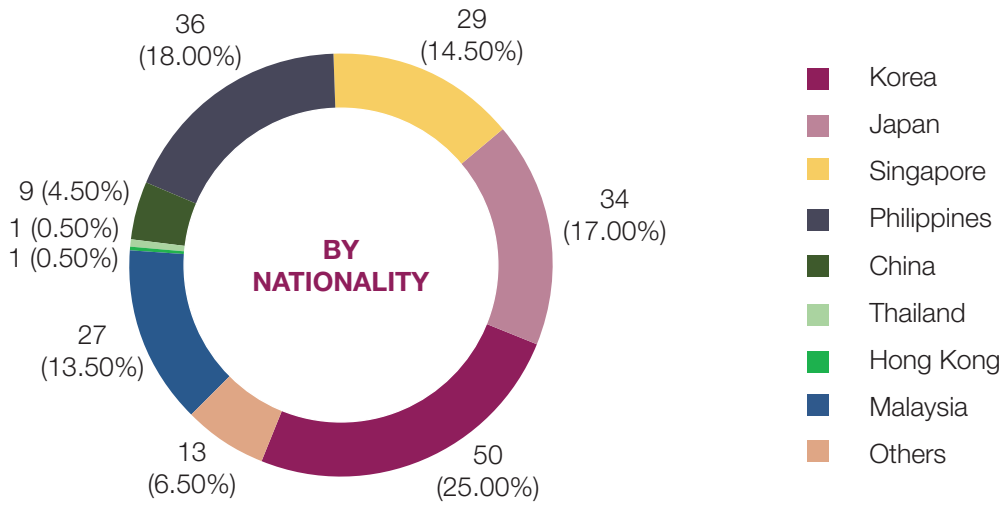
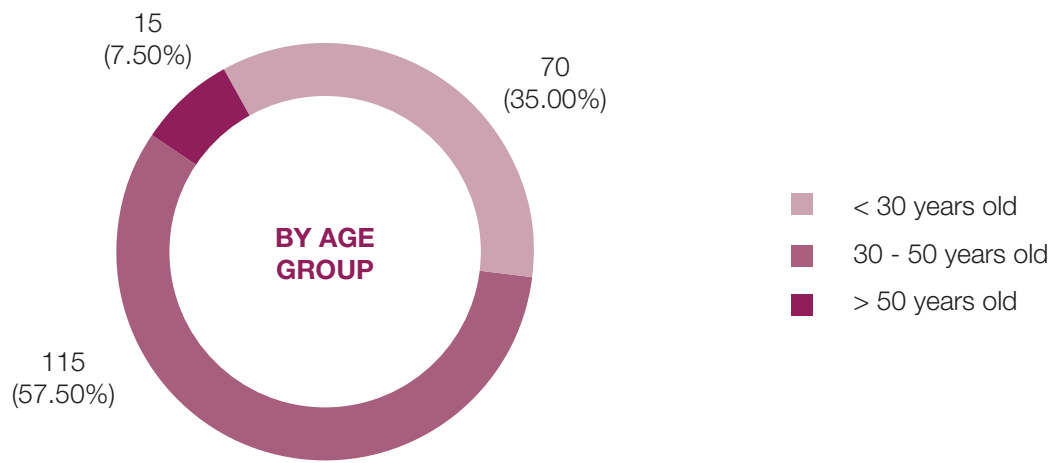
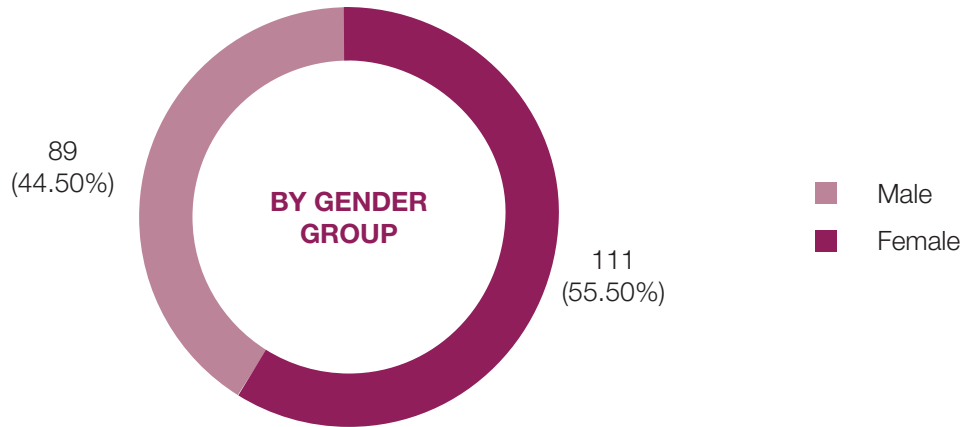
As at 30 June 2024, we have a total of 200 employees – 89 are male and 111 are female within the corporate office and the managed hotels. The Group is committed to gender diversity and equal opportunities, with 50% of workforce being female. This demonstrates our dedication to fostering an inclusive work environment that values and promotes gender equality. The Group embraces mature workers as it recognises that mature employees can bring considerable values to the organisation, offering important qualities such as knowledge and skillsets built up from their wealth of experience.

In FY2024, the Group hired a total of 95 new employees. Of these, 46 are below 30 years old, 45 are between 30 and 50 years old, and 4 are over 50 years old. 41 are male and 54 are female. During FY2024, 58 employees resigned or had their contracts expired, totaling a turnover rate of 29%. Of these, 21 are below 30 years old, 32 are between 30 and 50 years old, and 5 are over 50 years old. 23 are male and 35 are female.

# SUSTAINABILITY REPORT

YEAR ENDED 30 JUNE 2024

The breakdown of employees by gender, age and nationality is as follows:



# SUSTAINABILITY REPORT

YEAR ENDED 30 JUNE 2024

## SUSTAINABILITY GOVERNANCE

We believe that having good governance practices helps to increase shareholder trust in our business. By having robust internal controls, we strive to maintain the highest standards of accountability and governance.

### Governance Structure

#### BOARD OF DIRECTORS

- The Board has overall responsibility for the establishment and oversight of the Group's risk management framework. The Group's risk management policies are established to identify and analyse the risks faced by the Group, to set appropriate risk limits and controls, and to monitor risks and adherence to limits. Risk management policies and systems are reviewed regularly to reflect changes in market conditions and the Group's activities. During FY2024, the Company had appointed a female director, resulting in a change in the composition of the Board. The Group is committed to protecting the best interests of its stakeholders and define its long-term business goals to ensure that the Group remains on track. Among the Board members, independent board directors make up 75% of the Board and the female director makes up 25% of the Board.

#### NOMINATING COMMITTEE

- A board diversity policy has been rolled out and adopted since July 2021, where the Board embraces the benefits of diversity on the Board, and views diversity at the Board level as an essential element in supporting the attainment of its strategic objectives and long-term growth. A key aspect requires the Nominating Committee to discuss and agree on the relevant measurable objectives for promoting and achieving diversity of the Board. The Nominating Committee will monitor and ensure that this policy is implemented effectively.

#### SUSTAINABILITY COMMITTEE

- The Sustainability Committee has been established within the Group and is responsible for identifying and implementing sustainability initiatives while the Board and Audit Committee set the direction and tone for the Group through an overview of the sustainability strategy.

The Sustainability Committee led by the Executive Director of the Group, comprises of the Group Financial Controller, Chief Operating Officer and Director of Human Resource of TLA.



# SUSTAINABILITY REPORT

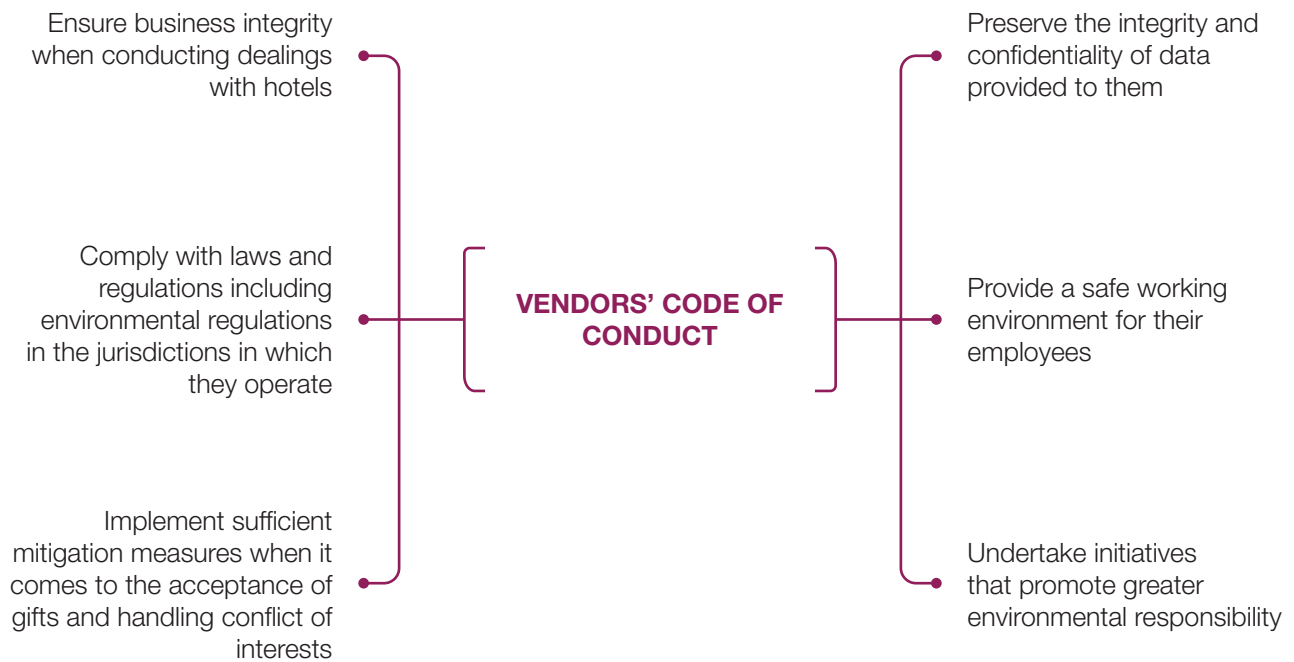
YEAR ENDED 30 JUNE 2024

## Anti-corruption

The Group places great emphasis on business integrity and does not tolerate any form of bribery, extortion, fraud, money laundering or other corrupt practices. We regularly remind our employees to uphold the highest standards of business integrity and avoid potential conflicts of interest. In FY2024, the Group was not in violation of any of the relevant laws and regulations in relation to bribery, extortion, fraud and money laundering.

## Vendors' Code of Conduct

We have rolled out our Vendors' Code of Conduct for all our vendors serving TLA hotels, where the principles and values of the Group will be communicated to our vendors. As part of the code of conduct, our vendors are required to ensure the following:



# SUSTAINABILITY REPORT

YEAR ENDED 30 JUNE 2024

## GRI CONTENT INDEX

<b>STATEMENT OF USE</b>	ICP Ltd. has reported the information cited in this GRI content index for the period from 1 July 2023 to 30 June 2024 with reference to the GRI Standards.
<b>GRI 1 USED</b>	GRI 1: Foundation 2021

GRI STANDARDS	DISCLOSURE	LOCATION	
GRI 2: General Disclosures 2021	2-1	Organisational details	Page 20
	2-2	Entities included in the organisation's sustainability reporting	Page 20
	2-3	Reporting period, frequency and contact point	Page 19
	2-4	Restatements of information	Page 29
	2-5	External assurance	External assurance was not conducted for the Report.
	2-6	Activities, value chain and other business relationships	Page 20
	2-7	Employees	Page 34
	2-9	Governance structure and composition	Page 36
	2-22	Statement on sustainable development strategy	Page 19
	2-23	Policy commitments	Page 19
	2-28	Membership associations	Page 28
	2-29	Approach to stakeholder engagement	Page 21-22
2-30	Collective bargaining agreements	N/A	
GRI 3: Material Topics 2021	3-1	Process to determine material topics	Page 22
	3-2	List of material topics	Page 22
	3-3	Management of material topics	Page 22
GRI 201: Economic Performance 2016	201-2	Financial implications and other risks and opportunities due to climate change	Page 28
GRI 205: Anti-corruption 2016	205-2	Communication and training about anti-corruption policies and procedures	Page 37
	205-3	Confirmed incidents of corruption and actions taken	Page 37
GRI 302: Energy 2016	302-1	Energy consumption within the organisation	Page 29
	302-3	Energy intensity	Page 29
GRI 303: Water and Effluents 2018	303-5	Water consumption	Page 29
GRI 305: Emissions 2016	305-1	Direct (Scope 1) GHG emissions	Page 32
	305-2	Energy indirect (Scope 2) GHG emissions	Page 32
	305-4	GHG emissions intensity	Page 32
GRI 403: Occupational Health and Safety 2018	403-1	Occupational health and safety management system	Page 33
	403-5	Worker training on occupational health and safety	Page 33
	403-8	Workers covered by an occupational health and safety management system	Page 33
	403-9	Work-related injuries	Page 33
	403-10	Work-related ill health	Page 33
GRI 404: Training and Education 2016	404-2	Programs for upgrading employee skills and transition assistance programs	Page 33
	404-3	Percentage of employees receiving regular performance and career development reviews	Page 33

# REPORT ON CORPORATE GOVERNANCE

The Board of Directors (the “**Board**”) of ICP Ltd. (the “**Company**” and together with its subsidiaries, the “**Group**”) is committed to maintaining a high standard of corporate governance to protect shareholders’ interests and enhance shareholders’ value.

This report outlines the corporate governance framework and practices adopted by the Group that were in place during the financial year ended 30 June 2024 (“**FY2024**”). The Company has adhered to the principles and provisions as set out in the Code of Corporate Governance 2018 (the “**2018 Code**”) and the Singapore Exchange Securities Trading Limited (“**SGX-ST**”) Listing Manual Section B: Rules of Catalist (“**Catalist Rules**”). Where the Company’s practices vary from any provisions of the 2018 Code, the Company has provided its explanation on the reason for variation and how the practices it had adopted are consistent with the intent of the relevant principle.

## BOARD MATTERS

### THE BOARD’S CONDUCT OF AFFAIRS

**Principle 1: The company is headed by an effective Board which is collectively responsible and works with Management for the long-term success of the company.**

The Company is led by a Board of Directors who collectively possess skills, experience, insights and sound judgement, to further serve the interests of the Group.

The Board is collectively responsible for the long-term success of the Group. It assumes responsibility for stewardship of the Group. The Board oversees the business affairs of the Group and provide effective leadership and direction to enhance the long-term value of the Group to its shareholders and other stakeholders. Its role is in:

- (a) leading and setting overall business directions and objectives of the Group;
- (b) approving the Group’s strategic plans, major investments and divestments and funding requirements;
- (c) reviewing the performance of the business and approving the release of the financial results announcement of the Group to shareholders;
- (d) overseeing the processes for evaluating the adequacy of internal control, risk management, financial reporting and statutory compliance;
- (e) providing guidance in the overall management of the business, affairs of the Group, constructively challenge Management and monitoring the performance of Management;
- (f) establishing a framework of prudent and effective controls which enables risk to be assessed and managed, including safeguarding of shareholders’ interest and the Company’s assets;
- (g) setting the Company’s values and standards and ensuring that the obligations to the shareholders and other stakeholders are understood and met;
- (h) examining sustainability issues as part of the strategic formulation; instil an ethical corporate culture and ensure that the company’s values, standards, policies and practices are consistent with the culture; and
- (i) ensure transparency and accountability to key stakeholder groups.

Each director is expected, in the course of carrying out his duties, to act in good faith and consider at all times the best interests of the Company.



# REPORT ON CORPORATE GOVERNANCE

The Board has established and delegated certain specific responsibilities to the following three (3) board committees.

These board committees operate under clearly defined terms of reference setting out their compositions, authorities and duties, including reporting back to the Board, which are headed by independent directors:

- (a) Audit Committee (“**AC**”)
- (b) Nominating Committee (“**NC**”)
- (c) Remuneration Committee (“**RC**”)

The Board accepts that while these board committees have the authority to examine particular issues and will report to the Board their decisions and recommendations, the ultimate responsibility for the final decision on all matters lies with the entire Board. Directors have separate and independent access to Management, the company secretary, and external advisers (where necessary) at the Company’s expense. The appointment and removal of the company secretary is a decision of the Board as a whole. These board committees function within clearly defined terms of reference which are reviewed by the Board on a regular basis.

The Board conducts regular scheduled meetings at least twice a year. Additional or ad-hoc meetings are also convened as and when deemed necessary by the Board to address any specific or significant matters that may arise. The Company’s Constitution allows a Board meeting to be conducted by way of telephone conferencing or other methods of simultaneous communication by electronic or telegraphic means. In lieu of physical meetings, written resolutions are also circulated for approval by the members of the Board. Management provides directors with complete, adequate and timely information prior to meetings and on an on-going basis to enable them to make informed decisions and discharge their duties and responsibilities.

Directors attend and actively participate in Board and board committee meetings. Directors with multiple board representations ensure that sufficient time and attention are given to the affairs of each company.

The number of Board and board committee meetings held during FY2024, as well as the attendance of each director at these meetings is set out below:

	<b>Board</b>	<b>Audit Committee</b>	<b>Nominating Committee</b>	<b>Remuneration Committee</b>
<b>No. of meetings held</b>	2	2	1	1
<b>Board members</b>		<b>No. of meetings attended</b>		
Mr. Tan Kok Hiang	2	2	1	1
Mr. Aw Ming-Yao Marcus	2	2 <sup>(1)</sup>	1 <sup>(1)</sup>	1 <sup>(1)</sup>
Ms. Jean Tan <sup>(2)</sup>	1	1	–	–
Mr. Koh Tien Gui	2	2	1	1
Mr. Ong Kok Wah <sup>(3)</sup>	1	1	1	1

**Notes:**

<sup>(1)</sup> Attended by invitation.

<sup>(2)</sup> Ms. Jean Tan was appointed as Independent Non-Executive Director of the Company with effect from 6 November 2023.

<sup>(3)</sup> Mr. Ong Kok Wah retired as Independent Non-Executive Director of the Company at the conclusion of the Annual General Meeting held on 18 October 2023.

# REPORT ON CORPORATE GOVERNANCE

Specific matters which require the Board's approval include:

- (a) policies, strategies and objectives of the Group;
- (b) announcement of half year and full year financial results and release of annual reports;
- (c) issuance of shares;
- (d) interim dividend declaration and proposal of final dividend;
- (e) convening of shareholders' meetings;
- (f) major funding, material acquisitions, investments, disposals and divestments; and
- (g) any other transactions of a material nature.

The above matters must be approved by the Board. Clear written directions have been imposed on and communicated to Management.

Each director has received a formal letter, setting out among other things, his duties and obligations, upon his appointment.

The Company has established policy on conflicts of interest to guide directors in their dealings with any conflict of interest and fulfilling their disclosure obligations. A director, who is in a position of conflict or potential conflict, is required to disclose his position, or potential position, of conflict, to recuse himself and not participate in the discussion and decision on the conflict, or potential conflict related matter.

The Company has in place an orientation program for all newly appointed directors. This is to ensure that they are familiar with the Group's business and operations, and governance practices. Where appropriate, the Company will provide first-time directors with training in areas such as accounting, legal and industry-specific knowledge. All new first-time directors (who have no prior experience as a director in a listed company) are also required to attend the mandatory training relating to the roles and responsibilities of a director of a listed issuer within one year from his/her appointment to the Board in compliance with Catalist Rule 406(3)(a). For FY2024, there was one (1) first-time director appointed to the Board who had attended the mandatory training.

Directors are regularly updated on relevant new laws, regulations and changing commercial risks from time to time. They are encouraged to attend trainings or seminars that are useful and relevant to them to develop their skills and knowledge in discharging their duties at Company's expense. The Board is of the view that it is important that directors keep abreast of the business of the Group, the markets that the Group operates in, and developments in regulatory, legal and accounting frameworks that are relevant to the Group. Briefings are conducted by Management and the costs of which are borne by the Group. In line with the Catalist Rule 720(6), all the Company's directors have attended the mandatory sustainability training as at the date of this Annual Report.

## BOARD COMPOSITION AND GUIDANCE

**Principle 2: The Board has an appropriate level of independence and diversity of thought and background in its composition to enable it to make decisions in the best interests of the company.**

The current Board comprises four (4) directors, three (3) of whom are independent directors. The composition of the Board complies with Provisions 2.2 and 2.3 of the 2018 Code as the Independent Directors make up a majority of the Board.

# REPORT ON CORPORATE GOVERNANCE

The composition of the Board as follows:

Mr. Aw Ming-Yao Marcus	<i>Executive Director</i>
Mr. Tan Kok Hiang (“ <b>Mr. Tan</b> ”)	<i>Independent Director and Non-executive Chairman</i>
Ms. Jean Tan	<i>Independent Non-executive Director</i>
Mr. Koh Tien Gui	<i>Independent Non-executive Director</i>

The NC makes recommendations to the Board on the appointment of directors to the Board, taking into consideration the guidance provided in the 2018 Code and the Catalyst Rules.

Rule 406(3)(d) of the Catalyst Rules provides circumstances for which a director will not be independent, wherein (i) he is employed by the Company or any of its related corporations for the current or any of the past three (3) financial years; (ii) he has an immediate family member who is employed or has been employed by the Company or any of its related corporations for the past three financial years, and whose remuneration is determined by the RC; or (iii) he has been a director of the Company for an aggregate period of more than nine years (whether before or after listing). As set out in Provision 2.1 of the 2018 Code, an “independent director” is one who is independent in conduct, character and judgement, and has no relationship with the Company, its related corporations, its substantial shareholders or its officers that could interfere, or be reasonably perceived to interfere, with the exercise of the director’s independent business judgement in the best interests of the Company.

The NC is responsible for assessing the independence of the director annually and when the circumstance requires, taking into consideration the guidelines set forth in the 2018 Code (including the recommendations set out in the Practice Guidance accompanying the 2018 Code (“**Practice Guidance**”)) and Catalyst Rules. Each of the Independent Directors has provided a declaration of his independence to the NC to confirm that they do not have any relationship with the Company, its related companies, its substantial shareholders or its officers that could interfere, or be reasonably perceived to interfere with the exercise of the Independent Director’s independent business judgment with a view to the best interest of the Company. The NC has reviewed, determined and confirmed the independence of the Independent Directors for FY2024, having considered:

- (a) None of the Independent Directors are currently employed or have been employed at any time during the past three (3) financial years by the Company or any of its related corporations;
- (b) None of the Independent Directors have immediate family members who are currently employed or have been employed at any time during the past three (3) financial years by the Company or any of its related corporations, and whose remuneration is determined by the RC;
- (c) None of the Independent Directors and their immediate family members had in the current or immediate past financial year (i) provided or received significant payments or material services aggregated over any financial year in excess of S\$50,000 for services other than compensation for board service; or (ii) was a substantial shareholder, partner, executive officer or a director of any organization which provided or received significant payments or material services aggregated over any financial year in excess of S\$200,000 for services rendered; and
- (d) None of the Independent Directors are directly associated with a substantial shareholder of the Company.

The Independent Directors participate actively during Board meetings, in particular, ensuring that the strategies proposed by Management are constructively challenged, fully discussed and examined. They play an important part in reviewing the performance of Management in meeting agreed goals and objectives and in monitoring the reporting of performance.

# REPORT ON CORPORATE GOVERNANCE

On 11 January 2023, Singapore Exchange Regulation (“**SGX RegCo**”) amended the Catalist Rules to remove the two-tier vote mechanism with immediate effect that allows companies to retain independent directors who have served the Board for more than (9) nine years. As a transition measure, Transitional Practice Note 3 of the Catalist Rules (which was published to establish transitional arrangements between 11 January 2023 and listed companies’ AGM held for the financial year ending on or after 31 December 2023 (“**Transitional Period**”)) provides that Catalist Rule 406(3)(d)(iv) takes effect for listed companies’ AGM held for the financial year ending on or after 31 December 2023. During the Transitional Period, independent directors whose tenure exceeds the nine-year limit can continue to serve as independent directors as long as they meet the requirements set out under Catalist Rule 406(3)(d)(i) and Catalist Rule 406(3)(d)(ii).

As at the end of FY2024, save for Mr. Tan who has served on the Board for more than nine (9) years from his date of appointment, there are no other independent directors who have served beyond nine (9) years since the date of their first appointment. Under Catalist Rule 406(3)(d)(iv), read with Transitional Practice Note 3 of the Catalist Rules, Mr. Tan may continue to be considered independent until the conclusion of the Company’s AGM for the financial year ended 30 June 2024.

Pursuant to Regulation 109 of the Company’s Constitution, Mr. Tan is due to retire by rotation at the forthcoming AGM of the Company. He will not be seeking re-election and will retain office until the conclusion of the forthcoming AGM as part of the Board renewal process. Accordingly, he will retire as an Independent Director and Non-Executive Chairman of the Company, and step down as the Chairman of the Audit Committee, and Members of Nominating Committee and Remuneration Committee.

The Board comprises members with diverse expertise, knowledge, skills and experience in business and management, law, accounting and finance. Key information on the directors is set out on pages 5 and 6 of the Annual Report.

The Board, through the NC, reviews the size and composition of the Board annually to ensure that there is a balance of skills, experience, gender, age, knowledge and diversity of perspectives appropriate so as to ensure that the Group has the opportunity to benefit from all available talent and promote the inclusion of different perspectives and ideas. The Board is of the opinion that, given the scope and nature of the Group’s operation, the current size and composition is appropriate in facilitating effective decision making. As of FY2024, the current Board composition are as follows:

- Directors’ professional area of expertise

<b>Core competencies</b>	<b>Number of directors</b>	<b>Proportion of Board (%)</b>
Business management	3	75%
Accounting or finance	2	50%
Legal	2	50%
Corporate Affairs & Communications	1	25%
Relevant industry knowledge or experience	4	100%

- Director’s age group

<b>Age</b>	<b>Number of directors</b>	<b>Proportion of Board (%)</b>
35 to 45	2	50%
Above 50	2	50%



# REPORT ON CORPORATE GOVERNANCE

- Directors' length of service on the Board

Length of service on the Board	Independent Directors	Executive Director	Proportion of Board (%)
Served up to three (3) years	1	–	25%
Served three (3) and up to six (6) years	1	1	50%
Served more than nine (9) years	1	–	25%

Given that Mr. Tan will be retiring at the conclusion of the forthcoming AGM, the Company has initiated the process of searching for suitable candidates to fill the vacancy of an independent director. The Board aims to appoint a new director with the appropriate skill set mix to the Board in 2024. The Company remains committed to implementing the objectives of the Board Diversity Policy, and the NC will nominate a suitable candidate to the Board (taking into account the relevant skill sets and diversity) to enhance the long-term success of the Group and ensure the composition of the Board is optimal in supporting the Group's needs in both the long and short term.

During FY2024, the Independent Directors (led by the Non-Executive Chairman) met regularly without the presence of Management to discuss matters of significance, and when required, provided feedback to the Board as appropriate after such meetings.

## CHAIRMAN AND CHIEF EXECUTIVE OFFICER (“CEO”)

**Principle 3: There is a clear division of responsibilities between the leadership of the Board and Management, and no one individual has unfettered powers of decision-making.**

There is a clear division of responsibilities between the Chairman and the Management, which ensures a balance of power, increased accountability and authority at the top of the Company.

The Board had appointed Mr. Tan as an Independent Non-Executive Chairman since 19 November 2019 and is not related to the Group's Executive Director.

The Chairman is responsible for:

- leading board discussions and deliberation;
- approving the agendas for board meetings;
- promoting a culture of openness and debate at the Board;
- ensuring that directors receive complete, adequate and timely information;
- ensuring effective communication with shareholders; and
- promoting high standards of corporate governance as well as ensuring compliance with the Company's corporate governance guidelines.

The NC has deliberated and is for the view that, at present, the appointment of a lead independent director is not necessary given that a majority of the Board, including the Chairman is independent. All major decisions and policy changes are also conducted through the respective board committees, all of which are chaired by independent directors.

# REPORT ON CORPORATE GOVERNANCE

The Company is an investment holding company. Its core business involves asset management and consultancy services to hospitality assets, and it is mainly operated through its wholly-owned subsidiary, Travelodge Hotels (Asia) Pte. Ltd. (“TLA”). TLA is managed by the Group’s Executive Director, Mr. Aw Ming-Yao Marcus. The Board currently believes there is no necessity to appoint a CEO to manage the Company’s business.

## BOARD MEMBERSHIP/BOARD PERFORMANCE

**Principle 4: The Board has a formal and transparent process for the appointment and re-appointment of directors, taking into account the need for progressive renewal of the Board.**

**Principle 5: The Board undertakes a formal annual assessment of its effectiveness as a whole, and that of each of its board committees and individual directors.**

The NC comprises of the following directors, all of whom, are independent and non-executive:

Mr. Koh Tien Gui	<i>Chairman, Independent Director</i>
Mr. Tan Kok Hiang	<i>Member, Independent Director</i>
Ms. Jean Tan	<i>Member, Independent Director</i>

The NC meets at least once a year.

The NC is guided by its Terms of Reference which sets out its responsibilities. In particular, the NC makes recommendations to the Board on matters relating to:

- (a) the appointment and re-appointment of executive and non-executive directors;
- (b) the Board structure, size and composition in accordance to the 2018 Code;
- (c) the process for search, nomination, selection and appointment and re-appointment of directors;
- (d) independence of each director on an annual basis and as and when circumstances require;
- (e) the effectiveness and performance of the Board, board committees and its directors as a whole;
- (f) the review of succession plans for directors, in particular the appointment and/or replacement of the Chairman, the CEO and key management personnel;
- (g) the process and criteria for evaluation of the performance of the Board, its board committees and directors; and
- (h) review of training and professional development programmes for the Board and its directors.

The process for the selection and appointment of new board members is as follows:

- (a) the NC evaluates the balance of skill, knowledge, experience, gender and age of the Board to avoid groupthink and foster constructive debate. In light of such evaluation and in consultation with the Board, prepares a description of the role and the essential and desirable competencies for a particular appointment;
- (b) the NC may engage consultants to undertake research on, or assess, candidates for new position on the Board;

# REPORT ON CORPORATE GOVERNANCE

- (c) the NC meets with shortlisted candidate(s) to assess their suitability and to ensure that the candidate(s) are aware of the expectations; and
- (d) the NC makes recommendations to the Board for approval.

Regulation 109 of the Company's Constitution provides that an election of directors shall take place each year. All directors shall retire from office at least once every three years but shall be eligible for re-election. Accordingly, the NC reviews and makes recommendations to the Board the re-election of eligible director(s) at an AGM.

Regulation 91 of the Company's Constitution provides that the directors shall have power from time to time and at any time to appoint additional directors, provided always that the total number of directors shall not exceed the prescribed maximum (if any). A director so appointed shall retire from office at the close of the next AGM, but shall be eligible for re-election.

There is no alternate director on the Board.

The Board believes that each individual director is best placed to determine and ensure that he is able to devote sufficient time and attention to discharge his duties and responsibilities as directors of the Company, bearing in mind his other commitments. In considering the nomination of directors for re-election and re-appointment, the NC will take into account, amongst others, the competing time commitments faced by directors with multiple Board memberships. While having numerical limit on the number of directorships may be considered by some other companies to be suitable for their circumstances, at present the Company considers as described above to be more effective for its purposes.

Key information on each director's position, date of initial appointment, date of last re-election and directorships/ chairmanships held by the directors in other listed companies are as follows:

<b>Name of directors</b>	<b>Date of initial appointment</b>	<b>Date of last re-election</b>	<b>Current directorship in listed companies</b>	<b>Past directorship in listed companies (preceding three years)</b>
Tan Kok Hiang	2 March 2012	21 October 2021	– Abundante Limited	– Enviro-Hub Holdings Ltd. – LHT Holdings Limited
Aw Ming-Yao Marcus	5 November 2018	28 October 2022	–	–
Jean Tan	6 November 2023	–	–	–
Koh Tien Gui	5 November 2018	28 October 2022	–	–

The principal commitments of the directors, if any, and other key information regarding the directors are set out in the Board of Directors' profile section on pages 5 and 6 of this Annual Report.

Each NC member have abstained from voting on any resolution in respect of the assessment of his own performance or re-nomination as a director.

The Board has, through the NC, implemented an annual evaluation process to assess the effectiveness of the Board and the committees of the Board as a whole and the contribution of the Chairman and each individual director. The evaluation process is undertaken as an internal exercise and involves board members completing a questionnaire covering areas such as board's composition and conduct, board's processes and procedures, board's accountability, and evaluation and succession planning of key executives.

# REPORT ON CORPORATE GOVERNANCE

The evaluation process takes into account the view of each board member and provides an opportunity for directors to give their feedback (if any) on the working and/or the improvements of the Board in the areas of board's procedures and processes.

For FY2024, the NC has performed the duties as required under its Terms of Reference. In particular, the NC has assessed the contribution of each individual director to the effectiveness of the Board and is of the view that each director had adequately carried out his duties and contributed effectively to the Board. Following the completion of assessment for FY2024, the NC is of the view that the Board, its board committees and each director were satisfactory and had met their performance objectives during FY2024. No external facilitator was engaged in the evaluation process for FY2024.

## REMUNERATION MATTERS

### PROCEDURES FOR DEVELOPING REMUNERATION POLICIES

**Principle 6: The Board has a formal and transparent procedure for developing policies on director and executive remuneration, and for fixing the remuneration packages of individual directors and key management personnel. No director is involved in deciding his or her own remuneration.**

The RC comprises of the following directors, all of whom, are independent and non-executive:

Ms. Jean Tan	<i>Chairwoman, Independent Director</i>
Mr. Tan Kok Hiang	<i>Member, Independent Director</i>
Mr. Koh Tien Gui	<i>Member, Independent Director</i>

The RC meets at least once a year.

The RC is guided by its Terms of Reference which sets out its responsibilities. In particular, the RC:

- (a) reviews and recommends to the Board a framework of remuneration for the Board and senior management of the Group and determines the remuneration packages and terms of employment; and
- (b) reviews and recommend to the Board the specific remuneration packages for each director as well as for key management personnel.

The RC has the liberty to seek professional advice relating to the remuneration of all directors as and when required.

The RC also considers all aspects of remuneration, including termination terms, to ensure fairness. Each of the Executive Directors and key management personnel has an employment contract with the Company which can be terminated by either party giving notice of resignation or termination. Each appointment is on an ongoing basis or with a specified term, and no onerous or over-generous renewal clauses are contained in the letter of employment. None of the members of the RC or any director is involved in deliberations in respect of any remuneration, compensation or any form of benefits to be granted to him or someone related to him.



# REPORT ON CORPORATE GOVERNANCE

## LEVEL AND MIX OF REMUNERATION

**Principle 7: The level and structure of remuneration of the Board and key management personnel are appropriate and proportionate to the sustained performance and value creation of the company, taking into account the strategic objectives of the company.**

The RC seeks to establish a framework for attracting, retaining and motivating directors to provide good stewardship of the Company and key management personnel to successfully manage the Company for the long term. In reviewing the level and mix of remuneration, a significant and appropriate proportion of the Executive Director's and key management personnel's remuneration is structured so as to link rewards to corporate and individual performance, based on an annual appraisal of employees. Performance-related remuneration is aligned with the interest of shareholders and other stakeholders and promotes the sustainability of the Company in the long term.

The remuneration structure for the Executive Director and key management personnel mainly consists of the following components:

1. Fixed remuneration which comprises basic salary, statutory employer's contributions to the Central Provident Fund and fixed allowances. In determining remuneration packages, the Group takes into account employment and pay conditions within the same industry and in comparable companies, as well as the Group's relative performance and the performance of the individual director and key management personnel.
2. Variable bonus which is an annual remuneration component that varies according to the Group's and the individual's performance objectives. The performance objective of the Group is profit before tax as the RC believes that this best reflects the financial health and performance of the Group's business and is also a key performance measure used by other companies in similar industry.

The Non-Executive Directors receive a basic fee and additional fee for serving on any of the board committees. The remuneration of Non-Executive Directors is appropriate to the level of contribution, taking into account factors such as effort, time spent, and responsibilities.

The RC recognises the need to pay competitive fees to attract, motivate and retain such Non-Executive Directors, yet not over-compensate them to the extent that their independence (if applicable) may be compromised. Directors' fees are recommended by the Board for approval by the shareholders at the Company's AGM.

The Company's performance share plan known as "**ICP Performance Share Plan**" was adopted at its Extraordinary General Meeting held on 30 October 2017 (for further details on the ICP Performance Share Plan, please refer to page 63 of this Annual Report). The Company also has a remuneration framework in place which is designed to support the implementation of the Group's strategy and enhance shareholder's value.

At the moment, the Company does not use any contractual provision to reclaim incentive components of remuneration from the Executive Director and key management personnel in exceptional circumstances of misstatement of financial results, or of misconduct resulting in financial loss to the Company.

# REPORT ON CORPORATE GOVERNANCE

## DISCLOSURE ON REMUNERATION

**Principle 8: The company is transparent on its remuneration policies, level and mix of remuneration, the procedure for setting remuneration, and the relationships between remuneration, performance and value creation.**

### Remuneration of Executive Director

Details of the remuneration of the Executive Director for FY2024 are set out below:

	<b>Remuneration<sup>(1)</sup></b>	<b>Provident Fund<sup>(2)</sup></b>	<b>Total Cash and Benefits<sup>(3)</sup></b>
	%	%	%
<b>Remuneration Band between S\$250,000 to S\$500,000</b>			
Aw Ming-Yao Marcus	96.5	3.5	100.0

#### **Notes:**

- <sup>(1)</sup> Remuneration refers to base salary and variable bonus earned for the financial year ended 30 June 2024.
- <sup>(2)</sup> Provident fund represents payments in respect of company statutory contributions to the Singapore Central Provident Fund.
- <sup>(3)</sup> Total cash and benefits is the sum of fixed remuneration, variable bonus, provident fund and benefits for the financial year ended 30 June 2024.

### Remuneration of Non-Executive Directors

The Non-Executive Directors receive directors' fees, in accordance with their contributions, effort and time spent for serving the Board and board committees. For FY2024, directors' fees of S\$98,000 are recommended by the Board and are subject to the approval of shareholders at the forthcoming AGM. The Non-Executive Directors are not entitled to receive remuneration apart from directors' fees.

The director's fees for Non-Executive Directors for FY2024 are set out below:

<b>Director</b>	<b>S\$</b>
Mr. Tan Kok Hiang	42,000
Ms. Jean Tan	16,656
Mr. Koh Tien Gui	28,000
Mr. Ong Kok Wah	10,311
	96,967

# REPORT ON CORPORATE GOVERNANCE

## Remuneration of Key Management Personnel

The breakdown of the remuneration (in percentage terms) of the top two<sup>(4)</sup> key management personnel for FY2024 is set out in the table below.

Name	Remuneration <sup>(1)</sup> (%)	Provident Fund <sup>(2)</sup> (%)	Total Cash & Benefits <sup>(3)</sup> (%)
<b>Remuneration Band Below S\$250,000</b>			
Ong Min'er	94.4	5.6	100.0
Pinky Lam Hoi Chi	100.0	–	100.0

### Notes:

- <sup>(1)</sup> Remuneration refers to base salary and variable bonus earned for the financial year ended 30 June 2024.
- <sup>(2)</sup> Provident fund represents payments in respect of company statutory contributions to the Singapore Central Provident Fund.
- <sup>(3)</sup> Total cash & benefits is the sum of fixed remuneration, variable bonus, provident fund and benefits for the financial year ended 30 June 2024.
- <sup>(4)</sup> There are currently only two key management personnel in the Group at the end of the financial year ended 30 June 2024.

Provision 8.1(b) of the 2018 Code recommends that the company discloses the names, amounts and breakdown of remuneration of at least the top five key management personnel (who are not directors or the CEO) in bands no wider than S\$250,000, and in aggregate the total remuneration paid to these key management personnel. Due to confidentiality reasons, the Company shall not fully disclose the remuneration of the Executive Director and the top two key management personnel on a named basis. Instead, the remuneration paid to the Executive Director and the top two key management personnel for the financial year shall be presented in bands of S\$250,000.

Similarly, the Board is of the view that full disclosure of the exact details of the remuneration of each of the key managers is not in the best interests of the Company or its shareholders. In arriving at its decision, the Board had taken into consideration, *inter alia*, the commercial sensitivity and confidential nature of remuneration matters, the relative size of the Group, the competitive business environment in which the Group operates, the importance of ensuring stability and continuity of business operations with a competent and experienced management team in place and the negative impact which such disclosure may have on the Group in attracting and retaining talent for the Company on a long-term basis.

Saved as disclosed above, there is no other employee whose remuneration exceeded S\$100,000 in FY2024, and who is a substantial shareholder of the Company, or who is an immediate family member of a director or the CEO or a substantial shareholder of the Company.

## The ICP Performance Share Plan

The ICP Performance Share Plan was approved by shareholders of the Company at its Extraordinary General Meeting held on 30 October 2017 and administered by the RC. The objectives of the ICP Performance Share Plan are as follows:

- (a) to incentivise participants to excel in their performance and encourage greater dedication and loyalty to the Company by introducing a variable component in their remuneration package;
- (b) to recognise and reward past contributions and services and motivate participants to continue to strive for the Group's long-term prosperity;

# REPORT ON CORPORATE GOVERNANCE

- (c) to attract potential employees with relevant skills to contribute to the Group; and
- (d) to foster an ownership culture within the Group and to inculcate in all participants a stronger and more lasting sense of identification with the Group.

The ICP Performance Share Plan shall be administered by the RC with such discretion, powers and duties as are conferred on it by the Board. A RC member shall not be involved in the deliberations or decisions of the committee in respect of the grant of Awards to him or his associate. Shareholders who are eligible to participate in the ICP Performance Share Plan shall abstain from voting on any resolution relating to the ICP Performance Share Plan.

The ICP Performance Share Plan shall continue to be in force at the discretion of the RC, subject to a maximum period of ten (10) years from the date on which the ICP Performance Share Plan was adopted by Shareholders, provided always that the ICP Performance Share Plan may continue beyond the above stipulated period with the approval of the Company's Shareholders by ordinary resolution in general meeting and of any relevant authorities which may then be required.

Mr. Aw Ming-Yao Marcus is the immediate family member of a substantial shareholder of the Company. He is eligible to participate in the ICP Performance Share Plan. As of date, 9,142,380 performance shares (1/3 vesting from 1 July 2024 to 1 July 2026) have been allotted and issued to the Group's employees (including Executive Director) for full satisfaction of their performance targets, in respect of the performance period from 1 July 2022 to 30 June 2023 ("FY2023"). Details of the performance shares are disclosed in Note 17 to the financial statements in this Annual Report.

The RC is of the view that the remuneration policy and amounts paid to the key management personnel are adequate and reflective of the present market conditions.

## ACCOUNTABILITY AND AUDIT

### RISK MANAGEMENT AND INTERNAL CONTROLS

**Principle 9: The Board is responsible for the governance of risk and ensures that Management maintains a sound system of risk management and internal controls, to safeguard the interests of the company and its shareholders.**

The Board has overall responsibility for the governance of risk and exercise oversight of the risk management strategy and framework. The Group has a risk policy and framework in place to manage and monitor the risk tolerance. The Board determines the nature and extent of the significant risks which the Company is willing to take in achieving its strategic objectives and value creation.

The Audit Committee ensures that a review of the effectiveness and adequacy of the Group's material internal controls, including financial, operational, compliance and information technology controls and risk management is conducted annually.

The Board has also received assurance from the Executive Director and the Financial Controller that:

- (a) the financial records have been properly maintained and the financial statements give a true and fair view of the Group's operations and finances; and
- (b) the Group's risk management systems and internal control systems are adequate and effective.

Based on the internal controls established and maintained by the Group, work performed by the external auditors and internal auditors, and reviews performed by the Management, the Audit Committee and the Board are of the opinion that the Group's internal controls, including financial, operational, compliance, and information technology controls and risk management system were adequate and effective for FY2024.



# REPORT ON CORPORATE GOVERNANCE

## AUDIT COMMITTEE

### Principle 10: The Board has an Audit Committee (“AC”) which discharges its duties objectively.

The AC comprises of the following directors, all of whom, are independent and non-executive:

Mr. Tan Kok Hiang	<i>Chairman, Independent Director</i>
Ms. Jean Tan	<i>Member, Independent Director</i>
Mr. Koh Tien Gui	<i>Member, Independent Director</i>

The AC meets at least twice a year.

The AC has adopted the recommended Terms of Reference set out in the Guidebook for Audit Committees in Singapore, issued by the Audit Committee Guidance Committee. In particular, the AC:

- (a) reviews the significant financial reporting issues and judgments so as to ensure the integrity of the financial statements of the Group and any announcements relating to the Group's financial performance before submission to the Board;
- (b) reviews and reports to the Board at least annually the adequacy and effectiveness of the Company's internal controls and risk management systems;
- (c) reviews the adequacy and effectiveness of the Group's internal audit function at least annually, including the adequacy of internal audit resources and its appropriate standing within the Group, as well as the scope and the results of the internal audit procedures;
- (d) reviews the scope and results of the external audit, independence and objectivity of the external auditors;
- (e) recommends to the Board on the proposals to the shareholders relating to the appointment, reappointment and removal of the external auditors, and approves the remuneration and terms of engagement of the external auditors; and
- (f) reviews Interested Person Transactions and ensures that such transactions are carried out on normal commercial terms and are not prejudicial to the interests of the Company or its minority shareholders.

During the financial year, the Company's external auditors were invited to attend the AC meetings twice to present their audit plan and report to the AC respectively, while the internal auditors were invited to attend the AC meeting once to present their internal audit report. The AC meets with external auditors and the internal auditors separately without the presence of Management annually.

The AC comprises at least three (3) directors, all of whom including the AC Chairman are non-executive and independent. Members of AC, including the AC Chairman, have recent and relevant accounting or related financial management expertise or experience. The AC does not comprise former partners or directors of the company's existing auditing firm or auditing corporation: (a) within a period of two (2) years commencing on the date of their ceasing to be a partner of the auditing firm or director of the auditing corporation; and in any case, (b) for as long as they have any financial interest in the auditing firm or auditing corporation.

The AC has explicit authority to investigate any matter within its Terms of Reference. It has full access to and co-operation from Management, and full discretion to invite any director or Executive Officer to attend its meetings. The AC has been given adequate resources to enable it to discharge its duties and responsibilities properly.

# REPORT ON CORPORATE GOVERNANCE

The AC is responsible for making the necessary recommendations to the Board such that an opinion regarding the adequacy and effectiveness of the risk management systems and internal controls of the Group can be made by the Board in the annual report of the Company according to the requirements in the Catalist Rules and the 2018 Code.

The AC has reviewed the adequacy and effectiveness of the internal audit function. The AC approves the appointment, removal, evaluation and compensation of internal auditors. The Company has engaged an independent professional services firm, PKF-CAP Risk Consulting Pte. Ltd., as the internal auditors of the Group. The internal auditors' primary line of reporting is to the AC. Administratively, the internal auditors report to the financial controller. The internal auditors carry out their function in accordance to the standards set by the International Standards for the Professional Practice of Internal Auditing set by the Institute of Internal Auditors. The internal auditors have unfettered access to all the Company's documents, records, properties and personnel, including access to the AC.

The internal audit plan is reviewed and approved by the AC. All internal audit findings, recommendations and status of remediation, are circulated to the AC, the external auditors and the Management.

Deloitte & Touche LLP was appointed as the Group's external auditors for FY2024. The AC reviews the scope and results of the external audit and also assessed the cost effectiveness, the independence and objectivity of the external auditor. Where the auditor also provides substantial volume of non-audit services to the Company, the AC shall review the nature and extent of such services.

The AC is satisfied with the level of co-operation rendered by the Management to the external auditors and the adequacy of the scope and quality of their audit.

The aggregate amount of fees paid or payable to the external auditors for the financial year ended 30 June 2024 was as follows:

Audit fees	S\$103,000
Non-audit fees	Nil

The AC makes recommendations to the Board on the appointment, re-appointment and replacement of external auditors. It also recommends to the Board the remuneration and terms of engagement of the external auditors.

The AC has reviewed the key audit matters disclosed in the independent external auditors' report and is of the view that there is no material inconsistency between the audit procedures adopted by the independent external auditors and the Management's assessment.

The external auditors provide regular updates and periodic briefings to the AC on changes or amendments to accounting standards to enable the members of the AC to keep abreast of such changes and its corresponding impact on the financial statements, if any.

The Group has complied with the Catalist Rules 712 and 715 in the appointment of its auditors.

## Whistle Blowing Policy

The AC has put in place a whistle blowing policy which enables employees to report incidents of malpractice or financial misfeasance directly to the AC Chairman without fear of retaliatory actions. The objective of the policy is to ensure that there is independent investigation of such matters and that appropriate follow up actions are carried out so that employees making any reports in good faith will be able to do so with the confidence that they will be treated fairly and protected from reprisal, victimization, or detrimental or unfair treatment. The AC is responsible for the oversight and monitoring of whistleblowing matters. The Company will ensure the confidentiality of any whistle-blower as far as reasonably practical and allow disclosures to be made anonymously where requested by the complainant. For FY2024, there were no whistle-blowing reports received and as of the date of this Annual Report.

# REPORT ON CORPORATE GOVERNANCE

## SHAREHOLDER RIGHTS AND ENGAGEMENT

### MANAGING STAKEHOLDER RELATIONSHIPS

**Principle 11: The company treats all shareholders fairly and equitably in order to enable them to exercise shareholders' rights and have the opportunity to communicate their views on matters affecting the company. The company gives shareholders a balanced and understandable assessment of its performance, position and prospects.**

**Principle 12: The company communicates regularly with its shareholders and facilitates the participation of shareholders during general meetings and other dialogues to allow shareholders to communicate their views on various matters affecting the company.**

**Principle 13: The Board adopts an inclusive approach by considering and balancing the needs and interests of material stakeholders, as part of its overall responsibility to ensure that the best interests of the company are served.**

The Board believes in regular, effective and timely communication with its shareholders. The Company does not practice selective disclosure of price-sensitive information.

Information is communicated to shareholders on a timely basis through:

- (a) annual reports and circulars;
- (b) announcements released through SGXNet;
- (c) notices of general meetings; and
- (d) press releases.

A general meeting is a principal forum for dialogue with shareholders. All shareholders are entitled to attend general meetings and are accorded the opportunity to participate effectively at general meetings by expressing their views and asking questions on the Company's affairs and operations. All directors and external auditors are usually present at general meetings to address shareholders' queries, views and concerns.

The Constitution of the Company allows a member (other than a relevant intermediary as defined in Section 181 of the Companies Act 1967) to appoint up to two (2) proxies to attend and vote on their behalf at the Company's general meetings. The Companies Act allows relevant intermediaries who include CPF agent banks nominees to appoint multiple proxies, and empower CPF investors to attend and vote at general meetings of the Company as their CPF agent banks' proxies.

The Company's Constitution contains provisions to allow for absentia voting at general meetings of shareholders as well as allowing all shareholders to appoint proxies to attend general meetings and vote on their behalf. Principle 11 of the 2018 Code recommends that the Company treats all shareholders fairly and equitably in order to enable them to exercise shareholders' rights and have the opportunity to communicate their views on matters affecting the Company.

The Company gives shareholders a balanced and understandable assessment of its performance, position and prospects. To safeguard shareholder interests and rights, a separate resolution is proposed on each substantially separate issue at general meetings.

# REPORT ON CORPORATE GOVERNANCE

The Board does not have a fixed dividend policy at present. The form, frequency and amount of dividends declared each year will take into consideration the Group's profit, growth, cash position, positive cash flow generated from operations, projected capital requirements for business growth, general business condition and other factors the Board may deem appropriate. No dividend is declared for FY2024 in order to conserve and build capital. Any dividend payout is clearly communicated to shareholders in public announcements and via announcements on SGXNet when the Company discloses its financial results.

The Company conducts electronic poll voting at general meetings for greater transparency in the voting process. The voting results are also announced after the meetings via SGXNet and in accordance with the Catalist Rules.

The forthcoming AGM to be held in respect of FY2024 will be convened and held physically, the details of which are set out in the Notice of AGM. Shareholders will be able to raise questions and vote in person at the AGM.

The proceedings of the general meeting are properly recorded, including substantial and relevant comments and queries from shareholders relating to the agenda of the meeting and responses from the Board and Management. The Company will release the minutes on SGXNet and its corporate website as soon as practicable within one (1) month after the AGM. The Group values dialogue session with its shareholders and believes in hearing shareholders' views on matters affecting the Company and addressing their concerns.

The Company has an internal investor relations function which facilitates communications with shareholders and analysts on a regular basis, attending to their queries or concerns and keeping them apprised of the Group's corporate developments and financial performance. A specific email address [investor.relations@icp.com.sg](mailto:investor.relations@icp.com.sg) has been designated for such communication and shareholders and analysts' queries are attended to promptly.

The Company updates its corporate website <http://www.icp.com.sg> regularly. It is a key resource of information for shareholders. It contains investor related information including annual reports, sustainability reports, announcements released on the SGXNet and press releases on the business developments of the Group.

Principle 13 of the 2018 Code requires the Board to adopt an inclusive approach by considering and balancing the needs and interests of material stakeholders, as part of its overall responsibility to ensure that the best interests of the Company are served. The Company has arrangements in place to identify and engage with its material stakeholder groups and to manage its relationships with such groups. The company maintains a current corporate website to communicate and engage with stakeholders.

In this connection, the Company has considered and sought to balance the needs and interests of material stakeholders. The details of the Company's engagement with stakeholders are set out in the Company's Sustainability Report.

## DEALINGS IN COMPANY'S SECURITIES

In line with Rule 1204(19) of the Catalist Rules, the Group has adopted an internal compliance code on dealings in the Company's securities.

The directors and officers are prohibited from dealing in the Company's securities on short-term considerations and during the period commencing one month before the announcements of the Company's half year and full year financial results and ending on the date of the announcement of the relevant financial results.

In addition, the directors and officers are expected to observe insider trading laws at all times, even when dealing with securities within the permitted trading period or when they are in possession of unpublished price sensitive information, and they are not to deal in the Company's securities on short-term consideration. The directors and officers of the Company are required to submit to the Board annual confirmations on their compliance with the provisions of the Code for each financial year.



# REPORT ON CORPORATE GOVERNANCE

## **INTERESTED PERSON TRANSACTIONS**

The Company has established internal control policies to ensure that transactions with interested persons are properly reviewed, approved and conducted on an arm's length basis that are not prejudicial to the interests of the shareholders. The Board and the AC will review all interested person transactions to be entered into to ensure that the relevant rules under Chapter 9 of Catalist Rules are complied with.

Except those as announced via SGXNet and as disclosed in Note 32 to the financial statements in this Annual Report, there were no material interested persons transactions between the Company or its subsidiaries and any of its interested persons entered into during the financial year. At the moment, the Company does not have a general mandate from shareholders for interested person transactions.

## **MATERIAL CONTRACTS**

The Group confirms that there were no material contracts or loans entered into between the Company or any of its subsidiaries, involving the interests of any director or controlling shareholder, which are either still subsisting at the end of FY2024 or if not then subsisting, entered into since the end of the previous financial year.

## **NON-SPONSOR FEES**

Pursuant to Rule 1204(21) of the Catalist Rules, there were no non-sponsor fees paid to the Company's Sponsor, RHT Capital Pte. Ltd. for FY2024.

# REPORT ON CORPORATE GOVERNANCE

## ADDITIONAL INFORMATION ON A DIRECTOR NOMINATED FOR RE-ELECTION – APPENDIX 7F TO THE CATALIST RULES.

Pursuant to Rule 720(5) of the Catalist Rules, the information as set out in Appendix 7F to the Catalist Rules relating to Ms. Jean Tan, being the director who is retiring in accordance with the Company’s Constitution at the forthcoming AGM is set out below:

<b>Name of Director</b>	<b>Jean Tan</b>
Date of Initial Appointment	6 November 2023
Date of last re-appointment (if applicable)	–
Age	42
Country of principal residence	United Kingdom
The Board’s comments on this appointment (including rationale, selection criteria, board diversity considerations, and the search and nomination process).	The re-election of Ms. Jean Tan as the Independent Non-Executive Director of the Company was recommended by the NC, and the Board reviewed and accepted the recommendation after taking into consideration of Ms. Jean Tan’s qualifications, past experience and contribution since she was appointed as the Director of the Company.
Whether appointment is executive, and if so, the area of responsibility	Non-Executive
Job Title	<ul style="list-style-type: none"> <li>– Independent Non-Executive Director</li> <li>– Chairwoman of the Remuneration Committee</li> <li>– Member of the Audit Committee</li> <li>– Member of the Nominating Committee</li> </ul>
Any relationship (including immediate family relationship) with any existing director/ executive officer and/or substantial shareholder of the listed issuer or of any of its principal subsidiaries	NIL
Conflicts of interests (including any competing business)	No

# REPORT ON CORPORATE GOVERNANCE

<b>Name of Director</b>	<b>Jean Tan</b>
Professional Qualifications	Bachelor of Arts (Mass Communications)
Working experience and occupation(s) during the past 10 years	<p>Feb 2021 – present Mars Wrigley/Mars Incorporated – Vice President of Corporate Affairs for Europe &amp; Central Eurasia</p> <p>Aug 2019 – Jan 2021 Landmark Public Affairs – Special Advisor</p> <p>Dec 2018 – Nov 2023 Arkayla Pte. Ltd. – Director &amp; Consultant</p> <p>Aug 2018 – Jul 2019 Anna Whitlam People – Managing Partner, Asia</p> <p>Dec 2016 – Aug 2018 Brunswick Singapore – Director</p> <p>Apr 2006 – Nov 2016 InterContinental Hotels Group (IHG) – Various roles (the final role with IHG was VP Communications, Asia, Middle East &amp; Africa)</p>
Undertaking (in the format set out in Appendix 7H) under Rule 720(1) has been submitted to the listed issuer	Yes
Other Principal Commitments Including Directorship	<p>Past:</p> <ul style="list-style-type: none"> <li>– Director, Arkayla Pte. Ltd.</li> <li>– Special Advisor, Landmark Public Affairs</li> <li>– Managing Partner (Asia), Anna Whitlam People</li> </ul> <p>Present:</p> <ul style="list-style-type: none"> <li>– Vice President of Corporate Affairs for Europe &amp; Central Eurasia, Mars Wrigley/Mars Incorporated</li> </ul>
Shareholding interest in the listed issuer and its subsidiaries	No
<b>Disclose the following matters concerning an appointment of director, chief executive officer, chief financial officer, chief operating officer, general manager or other officer of equivalent rank. If the answer to any question is “yes”, full details must be given.</b>	
(a) Whether at any time during the last 10 years, an application or a petition under any bankruptcy law of any jurisdiction was filed against him or against a partnership of which he was a partner at the time when he was a partner or at any time within 2 years from the date he ceased to be a partner?	No

# REPORT ON CORPORATE GOVERNANCE

Name of Director	Jean Tan
(b) Whether at any time during the last 10 years, an application or a petition under any law of any jurisdiction was filed against an entity (not being a partnership) of which he was a director or an equivalent person or a key executive, at the time when he was a director or an equivalent person or a key executive of that entity or at any time within 2 years from the date he ceased to be a director or an equivalent person or a key executive of that entity, for the winding up or dissolution of that entity or, where that entity is the trustee of a business trust, that business trust, on the ground of insolvency?	No
(c) Whether there is any unsatisfied judgment against him?	No
(d) Whether he has ever been convicted of any offence, in Singapore or elsewhere, involving fraud or dishonesty which is punishable with imprisonment, or has been the subject of any criminal proceedings (including any pending criminal proceedings of which he is aware) for such purpose?	No
(e) Whether he has ever been convicted of any offence, in Singapore or elsewhere, involving a breach of any law or regulatory requirement that relates to the securities or futures industry in Singapore or elsewhere, or has been the subject of any criminal proceedings (including any pending criminal proceedings of which he is aware) for such breach?	No
(f) Whether at any time during the last 10 years, judgment has been entered against him in any civil proceedings in Singapore or elsewhere involving a breach of any law or regulatory requirement that relates to the securities or futures industry in Singapore or elsewhere, or a finding of fraud, misrepresentation or dishonesty on his part, or he has been the subject of any civil proceedings (including any pending civil proceedings of which he is aware) involving an allegation of fraud, misrepresentation or dishonesty on his part?	No



# REPORT ON CORPORATE GOVERNANCE

Name of Director	Jean Tan
(g) Whether he has ever been convicted in Singapore or elsewhere of any offence in connection with the formation or management of any entity or business trust?	No
(h) Whether he has ever been disqualified from acting as a director or an equivalent person of any entity (including the trustee of a business trust), or from taking part directly or indirectly in the management of any entity or business trust?	No
(i) Whether he has ever been the subject of any order, judgment or ruling of any court, tribunal or governmental body, permanently or temporarily enjoining him from engaging in any type of business practice or activity?	No
<p>(j) Whether he has ever, to his knowledge, been concerned with the management or conduct, in Singapore or elsewhere, of the affairs of:</p> <p>(i) any corporation which has been investigated for a breach of any law or regulatory requirement governing corporations in Singapore or elsewhere; or</p> <p>(ii) any entity (not being a corporation) which has been investigated for a breach of any law or regulatory requirement governing such entities in Singapore or elsewhere; or</p> <p>(iii) any business trust which has been investigated for a breach of any law or regulatory requirement governing business trusts in Singapore or elsewhere; or</p> <p>(iv) any entity or business trust which has been investigated for a breach of any law or regulatory requirement that relates to the securities or futures industry in Singapore or elsewhere,</p> <p>in connection with any matter occurring or arising during that period when he was so concerned with the entity or business trust?</p>	<p>No</p> <p>No</p> <p>No</p> <p>No</p>

# REPORT ON CORPORATE GOVERNANCE

<b>Name of Director</b>	<b>Jean Tan</b>
(k) Whether he has been the subject of any current or past investigation or disciplinary proceedings, or has been reprimanded or issued any warning, by the Monetary Authority of Singapore or any other regulatory authority, exchange, professional body or government agency, whether in Singapore or elsewhere?	No
<b>Disclosure applicable to the appointment of Director only.</b>	
<p>Any prior experience as a director of an issuer listed on the Exchange?</p> <p>If yes, please provide details of prior experience.</p> <p>If no, please state if the director has attended or will be attending training on the roles and responsibilities of a director of a listed issuer as prescribed by the Exchange.</p> <p>Please provide details of relevant experience and the nominating committee's reasons for not requiring the director to undergo training as prescribed by the Exchange (if applicable).</p>	<p>Yes, Ms. Jean Tan is currently the Independent Non-Executive Director of the Company.</p>

# DIRECTORS' STATEMENT

The directors present their statement together with the audited consolidated financial statements of ICP Ltd. (the “Company”) and its subsidiaries (collectively, the “Group”) and statement of financial position and statement of changes in equity of the Company for the financial year ended 30 June 2024.

In the opinion of the directors, the consolidated financial statements of the Group and the statement of financial position and statement of changes in equity of the Company as set out on pages 70 to 143 are drawn up so as to give a true and fair view of the financial position of the Group and of the Company as at 30 June 2024, and the financial performance, changes in equity and cash flows of the Group and changes in equity of the Company for the financial year then ended and at the date of this statement, there are reasonable grounds to believe that the Company will be able to pay its debts as and when they fall due.

## Directors

The directors of the Company in office at the date of this statement are:

Tan Kok Hiang	Independent Director and Non-Executive Chairman
Aw Ming-Yao Marcus	Executive Director
Jean Tan	Independent Non-Executive Director (Appointed on 6 November 2023)
Koh Tien Gui	Independent Non-Executive Director

## Directors' Interests in Shares and Debentures

The directors of the Company holding office at the end of the financial year had no interests in the share capital and debentures of the Company and related corporations as recorded in the register of directors' shareholdings kept by the Company under section 164 of the Companies Act 1967, except as follows:

Name of directors and companies in which interests are held	Shareholdings registered in name of director			Shareholdings in which directors are deemed to have an interest		
	At 1 July 2023	At 30 June 2024	At 21 July 2024	At 1 July 2023	At 30 June 2024	At 21 July 2024
<b>The Company</b>						
<u>Ordinary shares ('000)</u>						
Aw Ming-Yao Marcus	–	–	1,435	100,000 <sup>(i)</sup>	100,000 <sup>(i)</sup>	100,000 <sup>(i)</sup>
Tan Kok Hiang	800	800	800	–	–	–

<sup>(i)</sup> Mr. Aw Ming-Yao Marcus is deemed to have an interest in 100,000,000 shares that he holds through a nominee account.

By virtue of section 7 of the Companies Act 1967, Mr. Aw Ming-Yao Marcus is deemed to have an interest in all the related corporations of the Company.

Except as disclosed in this statement, no director who held office at the end of the financial year had interests in shares, debentures, warrants or share options of the Company, or of related corporations, either at the beginning or at the end of the financial year.

Neither at the end of, nor at any time during the financial year, was the Company a party to any arrangement whose objects are, or one of whose objects is, to enable the directors of the Company to acquire benefits by means of the acquisition of shares in or debentures of the Company or any other body corporate.

# DIRECTORS' STATEMENT

## ICP Performance Share Plan

ICP Performance Share Plan (the “Scheme”) of the Company was approved by the shareholders of the Company at the Extraordinary General Meeting held on 30 October 2017.

The Scheme is administered by the Remuneration Committee (“Committee”) whose members are:

Jean Tan (Chairwoman) (Appointed on 6 November 2023)  
Tan Kok Hiang  
Koh Tien Gui

The Scheme is designed to primarily reward and retain executive directors, non-executive directors and employees of the Company whose contributions are essential to the Company’s long-term growth and success.

Information regarding the Scheme is set out below.

### Principal terms of the Scheme

#### (i) Participants

Group employees (including Group Executive Directors), Non-Executive Directors, Controlling Shareholders and their associates, shall be eligible to participate in the Scheme, subject to the rules of the Scheme.

#### (ii) Size of the Scheme

The aggregate number of shares over which the Committee may grant under the Scheme (“Awards”), when added to the number of shares issued and issuable in respect of all Awards granted under the Scheme, shall not exceed 15% of the total issued shares (excluding treasury shares and subsidiary holdings) of the Company on the day preceding that date of award.

#### (iii) Grant of Awards

The Committee may grant Awards to Participants from time to time at their own discretion. The Committee has the discretion to determine whether the Performance Target(s) has been satisfied (whether fully or partially) or exceeded, and in making such determination, the Committee shall have the right to make reference to the audited results of the Group or the Company, and further, the right to amend the Performance Target(s) if the Committee decides that a changed Performance Target would be a fairer measure of performance.

#### (iv) Acceptance of Awards

The Participant is to receive fully-paid shares free of consideration upon the Participant achieving the Performance Target(s). Awards are personal to the Participant to whom it is given and shall not be transferred (other than to a Participant’s personal representative on the death of the former), charged, assigned, pledged or otherwise disposed of, unless with the prior approval of the Committee.

#### (v) Termination of Awards

Special provisions in the rules of the Scheme deal with the lapse or earlier exercise of share options in circumstances which include the decision of the Committee to revoke or annul such Awards, the cessation of the participant’s employment in the Company, the bankruptcy of the participant, in the event of misconduct by the Participant and a take-over, winding-up, amalgamation or reconstruction of the Company.



# DIRECTORS' STATEMENT

## (vi) Duration of the Scheme

The Scheme shall continue in operation for a maximum period of ten years commencing on the date at which the Scheme is adopted and may be continued for any further period thereafter with the approval of the Shareholders by ordinary resolution in a general meeting and of relevant authorities as required.

As at 30 June 2024, the number of shares outstanding under the Company's Scheme is as follows:

Date of grant	At 1 July 2023	Granted	At 30 June 2024	Exercise price per share	Exercisable period
30 October 2023	–	27,427,141	27,427,141	S\$0.007	1/3 vesting from 1 July 2024 to 1 July 2026

In respect of options granted to employees of related corporations, a total of 16,745,428 options were granted during the financial year.

The information on directors of the company participating in the Scheme is as follows:

Name of director	Options granted during the financial year	Aggregate options granted since commencement of the Scheme to the end of financial year	Aggregate options exercised since commencement of the Scheme to the end of financial year	Aggregate options outstanding as at the end of financial year
Aw Ming-Yao Marcus	4,304,571	4,304,571	–	4,304,571

## Audit Committee

The members of the Audit Committee during the year and at the end of this statement are:

Tan Kok Hiang (Chairman)  
Jean Tan (Appointed on 6 November 2023)  
Koh Tien Gui

The Audit Committee performs the functions specified in Section 201B of the Companies Act 1967, the SGX Listing Manual and the Code of Corporate Governance.

During the financial year, the Audit Committee met twice. The principal responsibility of the Audit Committee is to assist the Board of Directors in the identification and monitoring of areas of significant business risks including the following:

- The effectiveness of the Group's management of financial business risks and the reliability of management reporting;
- Compliance with laws and regulations, particularly those of the Companies Act 1967 and the Catalyst Rules;
- The appropriateness of interim and full year financial statement announcements and reports;
- The effectiveness and efficiency of external and internal audits; and
- Interested person transactions (as defined in Chapter 9 of the Catalyst Rules).

# DIRECTORS' STATEMENT

Specific functions of the Audit Committee include reviewing the scope of work of the external and internal auditors and the assistance given by the Company to the auditors, receiving and considering the reports of the external auditors and internal auditors including their evaluation of the system of internal controls. The Audit Committee also reviewed significant matters impacting the financial statements and considered the relevant accounting principles and judgement of items as adopted by management for these significant matters. The consolidated financial statements of the Group are reviewed by the Audit Committee prior to their submission to the Board of Directors for adoption.

In addition, the Audit Committee has, in accordance with Chapter 9 of the Catalist Rules, reviewed the requirements for approval and disclosure of interested person transactions, reviewed the internal procedures set up by the Company to identify and report and where necessary, sought approval for interested person transactions and with the assistance of the management, reviewed interested person transactions.

The Audit Committee has full access to management and is given the resources required for it to discharge its functions. It has full authority and the discretion to invite any director or executive officer to attend its meetings. The Audit Committee also recommends the appointment of the external auditors and reviews the level of audit and non-audit fees.

The Audit Committee is satisfied with the independence and objectivity of the external auditors and has recommended to the Board of Directors that the external auditors, Deloitte & Touche LLP, be nominated for re-appointment as auditors at the forthcoming Annual General Meeting of the Company.

In appointing our auditors for the Company and subsidiaries, we have complied with Rules 712 and 715 of the Catalist Rules.

## **Auditors**

The auditors, Deloitte & Touche LLP, have expressed their willingness to accept re-appointment.

ON BEHALF OF THE DIRECTORS

.....  
Tan Kok Hiang

.....  
Aw Ming-Yao Marcus

10 October 2024

# INDEPENDENT AUDITOR'S REPORT

TO THE MEMBERS OF ICP LTD.

## Report on the Audit of the Financial Statements

### Opinion

We have audited the financial statements of ICP Ltd. (the “Company”) and its subsidiaries (the “Group”), which comprise the consolidated statement of financial position of the Group and the statement of financial position of the Company as at 30 June 2024, and the consolidated statement of profit or loss and other comprehensive income, consolidated statement of changes in equity and consolidated statement of cash flows of the Group and the statement of changes in equity of the Company for the year then ended, and notes to the financial statements, including material accounting policy information as set out on pages 70 to 143.

In our opinion, the accompanying consolidated financial statements of the Group and the statement of financial position and statement of changes in equity of the Company are properly drawn up in accordance with the provisions of the Companies Act 1967 (the “Act”) and Singapore Financial Reporting Standards (International) (“SFRS(I)s”) so as to give a true and fair view of the consolidated financial position of the Group and the financial position of the Company as at 30 June 2024 and of the consolidated financial performance, consolidated changes in equity and consolidated cash flows of the Group and of the changes in equity of the Company for the year ended on that date.

### Basis for Opinion

We conducted our audit in accordance with Singapore Standards on Auditing (“SSAs”). Our responsibilities under those standards are further described in the *Auditor's Responsibilities for the Audit of the Financial Statements* section of our report. We are independent of the Group in accordance with the Accounting and Corporate Regulatory Authority *Code of Professional Conduct and Ethics for Public Accountants and Accounting Entities* (“ACRA Code”) together with the ethical requirements that are relevant to our audit of the financial statements in Singapore, and we have fulfilled our other ethical responsibilities in accordance with these requirements and the ACRA Code. We believe that the audit evidence we have obtained is sufficient and appropriate to provide a basis for our opinion.

### Key Audit Matters

Key audit matters are those matters that, in our professional judgement, were of most significance in our audit of the financial statements of the current year. These matters were addressed in the context of our audit of the financial statements as a whole, and in forming our opinion thereon, and we do not provide a separate opinion on these matters.

# INDEPENDENT AUDITOR'S REPORT

TO THE MEMBERS OF ICP LTD.

**Report on the Audit of the Financial Statements** (Continued)

**Key Audit Matters** (Continued)

Impairment assessment of Hotel property (inclusive of freehold land, hotel property, renovation and plant and machinery) (S\$26,932,000) (Refer to Note 6 to the financial statements)	
<i>The key audit matter</i>	<i>How the matter was addressed in our audit</i>
As of 30 June 2024, the net carrying value of the hotel property amounted to S\$26,932,000 or 59% of total assets.  Management has engaged external valuer to assess the recoverable amount of the hotel property which is determined based on income approach using discounted cash flow method. The key assumptions used in the income approach are discount rate and capitalisation rate.  The impairment assessment of hotel property has been included as a key audit matter in the audit report as the valuation process involves significant judgements in projecting income and estimating the appropriate capitalisation and discount rates under the income approach.	We considered the qualifications, competencies, and scope of work of the external professional valuer. In addition, we discussed with the external valuer on the results of their work and the appropriateness of the valuation methodologies used by the independent valuer.  We engaged our internal valuation specialist to review and understand the valuation methodologies used and the underlying assumptions where appropriate. We challenged the capitalisation and discount rates for the hotel property based on income approach.  We considered the adequacy of the required disclosures in Note 6 to the financial statements.

**Information Other than the Financial Statements and Auditor's Report Thereon**

Management is responsible for the other information contained in the annual report. Other information is defined as all information in the annual report other than financial statements and our auditors report thereon.

Our opinion on the financial statements does not cover the other information and we do not express any form of assurance conclusion thereon.

In connection with our audit of the financial statements, our responsibility is to read the other information and, in doing so, consider whether the other information is materially inconsistent with the financial statements or our knowledge obtained in the audit, or otherwise appears to be materially misstated. If, based on the work we have performed, we conclude that there is a material misstatement of this other information, we are required to report that fact. We have nothing to report in this regard.

**Responsibilities of Management and Directors for the Financial Statements**

Management is responsible for the preparation of financial statements that give a true and fair view in accordance with the provisions of the Act and SFRS(I)s, and for devising and maintaining a system of internal accounting controls sufficient to provide a reasonable assurance that assets are safeguarded against loss from unauthorised use or disposition; and transactions are properly authorised and that they are recorded as necessary to permit the preparation of true and fair financial statements and to maintain accountability of assets.

In preparing the financial statements, management is responsible for assessing the Group's ability to continue as a going concern, disclosing, as applicable, matters related to going concern and using the going concern basis of accounting unless management either intends to liquidate the Group or to cease operations, or has no realistic alternative but to do so.

The directors' responsibilities include overseeing the Group's financial reporting process.

# INDEPENDENT AUDITOR'S REPORT

TO THE MEMBERS OF ICP LTD.

## Auditor's Responsibilities for the Audit of the Financial Statements

Our objectives are to obtain reasonable assurance about whether the financial statements as a whole are free from material misstatement, whether due to fraud or error, and to issue an auditor's report that includes our opinion. Reasonable assurance is a high level of assurance, but is not a guarantee that an audit conducted in accordance with SSAs will always detect a material misstatement when it exists. Misstatements can arise from fraud or error and are considered material if, individually or in the aggregate, they could reasonably be expected to influence the economic decisions of users taken on the basis of these financial statements.

As part of an audit in accordance with SSAs, we exercise professional judgement and maintain professional scepticism throughout the audit. We also:

- Identify and assess the risks of material misstatement of the financial statements, whether due to fraud or error, design and perform audit procedures responsive to those risks, and obtain audit evidence that is sufficient and appropriate to provide a basis for our opinion. The risk of not detecting a material misstatement resulting from fraud is higher than for one resulting from error, as fraud may involve collusion, forgery, intentional omissions, misrepresentations, or the override of internal controls.
- Obtain an understanding of internal controls relevant to the audit in order to design audit procedures that are appropriate in the circumstances, but not for the purpose of expressing an opinion on the effectiveness of the Group's internal control.
- Evaluate the appropriateness of accounting policies used and the reasonableness of accounting estimates and related disclosures made by management.
- Conclude on the appropriateness of management's use of the going concern basis of accounting and, based on the audit evidence obtained, whether a material uncertainty exists related to events or conditions that may cast significant doubt on the Group's ability to continue as a going concern. If we conclude that a material uncertainty exists, we are required to draw attention in our auditors' report to the related disclosures in the financial statements or, if such disclosures are inadequate, to modify our opinion. Our conclusions are based on the audit evidence obtained up to the date of our auditors' report. However, future events or conditions may cause the Group to cease to continue as a going concern.
- Evaluate the overall presentation, structure and content of the financial statements, including the disclosures, and whether the financial statements represent the underlying transactions and events in a manner that achieves fair presentation.
- Obtain sufficient appropriate audit evidence regarding the financial information of the entities or business activities within the Group to express an opinion on the consolidated financial statements. We are responsible for the direction, supervision and performance of the Group audit. We remain solely responsible for our audit opinion.

We communicate with the directors regarding, among other matters, the planned scope and timing of the audit and significant audit findings, including any significant deficiencies in internal controls that we identify during our audit.

We also provide the directors with a statement that we have complied with relevant ethical requirements regarding independence, and to communicate with them all relationships and other matters that may reasonably be thought to bear on our independence, and where applicable, related safeguards.



# INDEPENDENT AUDITOR'S REPORT

TO THE MEMBERS OF ICP LTD.

From the matters communicated with the directors, we determine those matters that were of most significance in the audit of the financial statements of the current financial year and are therefore the key audit matters. We describe these matters in our auditors' report unless the law or regulations preclude public disclosure about the matter or when, in extremely rare circumstances, we determine that a matter should not be communicated in our report because the adverse consequences of doing so would reasonably be expected to outweigh the public interest benefits of such communication.

## **Report on Other Legal and Regulatory Requirements**

In our opinion, the accounting and other records required by the Act to be kept by the Company and by those subsidiary corporations incorporated in Singapore of which we are the auditors have been properly kept in accordance with the provisions of the Act.

The engagement partner on the audit resulting in this independent auditor's report is Khor Tee Heng.

Deloitte & Touche LLP  
Public Accountants and  
Chartered Accountants  
Singapore

10 October 2024

# STATEMENTS OF FINANCIAL POSITION

YEAR ENDED 30 JUNE 2024

	Note	Group		Company	
		2024 S\$'000	2023 S\$'000	2024 S\$'000	2023 S\$'000
<b>Non-current assets</b>					
Property, plant and equipment	6	27,032	38,984	–	1
Goodwill and other intangible assets	7	4,497	6,403	–	–
Investment in subsidiaries	8	–	–	8,300	8,300
Associates and joint venture	9	1,643	1,977	–	–
Other investments	10	259	380	259	380
Other receivables	11	–	–	16,967	21,243
Right-of-use assets	12	433	–	–	–
<b>Total non-current assets</b>		<b>33,864</b>	<b>47,744</b>	<b>25,526</b>	<b>29,924</b>
<b>Current assets</b>					
Trade and other receivables	11	3,874	1,803	14,004	10,593
Inventories		5	6	–	–
Cash and cash equivalents	13	7,977	6,598	4,031	2,609
<b>Total current assets</b>		<b>11,856</b>	<b>8,407</b>	<b>18,035</b>	<b>13,202</b>
<b>Total assets</b>		<b>45,720</b>	<b>56,151</b>	<b>43,561</b>	<b>43,126</b>
<b>Capital, reserves and non-controlling interests</b>					
Share capital	14	36,618	36,618	36,618	36,618
Reserves	15	(11,251)	(9,383)	(3,614)	(3,374)
Equity attributable to owners of the Company		25,367	27,235	33,004	33,244
Non-controlling interests	16	663	6,185	–	–
<b>Total equity</b>		<b>26,030</b>	<b>33,420</b>	<b>33,004</b>	<b>33,244</b>
<b>Non-current liabilities</b>					
Loans and borrowings	18	590	16,568	590	1,850
Lease liabilities	22	221	–	–	–
Deferred tax liability	20	–	1,310	–	–
<b>Total non-current liabilities</b>		<b>811</b>	<b>17,878</b>	<b>590</b>	<b>1,850</b>
<b>Current liabilities</b>					
Loans and borrowings	18	15,970	1,467	1,260	1,260
Amounts due to non-controlling interests	19	768	1,183	–	–
Trade and other payables	21	1,925	2,132	8,707	6,772
Lease liabilities	22	216	–	–	–
Current tax liabilities		–	71	–	–
<b>Total current liabilities</b>		<b>18,879</b>	<b>4,853</b>	<b>9,967</b>	<b>8,032</b>
<b>Total equity and liabilities</b>		<b>45,720</b>	<b>56,151</b>	<b>43,561</b>	<b>43,126</b>

See accompanying notes to financial statements.

# CONSOLIDATED STATEMENT OF PROFIT OR LOSS AND OTHER COMPREHENSIVE INCOME

YEAR ENDED 30 JUNE 2024

	Note	Group	
		2024 S\$'000	2023 S\$'000
<b>Continuing operations</b>			
<b>Revenue</b>	23	<b>9,729</b>	8,175
Cost of sales		<b>(526)</b>	(370)
<b>Gross profit</b>		<b>9,203</b>	7,805
Other income		<b>21</b>	39
Administrative expenses		<b>(5,906)</b>	(5,241)
<b>Results from operating activities</b>		<b>3,318</b>	2,603
Finance income	24	<b>172</b>	61
Finance costs	24	<b>(962)</b>	(934)
<b>Net finance costs</b>		<b>(790)</b>	(873)
Fair value loss on unquoted fund investments at fair value through profit or loss		<b>(117)</b>	–
Impairment loss on goodwill		<b>(403)</b>	(764)
Write-down of intangible assets		<b>(1,503)</b>	–
Impairment loss on property, plant and equipment		<b>(1,758)</b>	–
Other losses		<b>(19)</b>	(403)
Share of results of equity-accounted investees, net of tax	9	<b>(108)</b>	2
<b>(Loss)/Profit before tax</b>	25	<b>(1,380)</b>	565
Tax expenses	26	<b>(5)</b>	(8)
<b>(Loss)/Profit for the year from continuing operations</b>		<b>(1,385)</b>	557
<b>Discontinued operations</b>			
Profit for the year from discontinued operations	27	<b>36</b>	518
<b>(Loss)/Profit for the year</b>		<b>(1,349)</b>	1,075
<b>Other comprehensive loss</b>			
<i>Items that may be reclassified subsequently to profit or loss</i>			
Foreign currency translation differences		<b>(140)</b>	(718)
<b>Other comprehensive loss, net of tax</b>		<b>(140)</b>	(718)
<b>Total comprehensive (loss)/income for the year</b>		<b>(1,489)</b>	357
<b>(Loss)/Profit for the year attributable to:</b>			
Owners of the Company		<b>(1,379)</b>	1,056
Non-controlling interests	16	<b>30</b>	19
		<b>(1,349)</b>	1,075
<b>Total comprehensive (loss)/income attributable to:</b>			
Owners of the Company		<b>(1,507)</b>	382
Non-controlling interests	16	<b>18</b>	(25)
		<b>(1,489)</b>	357
<b>(Loss)/Earnings per share</b>			
Basic and diluted (cents per share) from continuing operations	28	<b>(0.04)</b>	0.02
Basic and diluted (cents per share) from discontinued operations	28	<b>–*</b>	0.01

\* Less than (0.01).

See accompanying notes to financial statements.

# STATEMENT OF CHANGES IN EQUITY

YEAR ENDED 30 JUNE 2024

	Share capital S\$'000	Other reserve S\$'000	Foreign currency translation reserve S\$'000	Accumulated losses S\$'000	Equity attributable to owners of the Company S\$'000	Non- controlling interests S\$'000	Total equity S\$'000
<b>Group</b>							
At 1 July 2022	34,626	(1,338)	(721)	(7,725)	24,842	8,221	33,063
<b>Total comprehensive (loss)/income for the year</b>							
Profit for the year	–	–	–	1,056	1,056	19	1,075
Other comprehensive loss for the year	–	–	(674)	–	(674)	(44)	(718)
<b>Total comprehensive (loss)/income for the year</b>	–	–	(674)	1,056	382	(25)	357
<b>Transactions with owners, recognised directly in equity</b>							
Acquisition of non-controlling interest via transfer of new shares issued	1,992	–	–	19	2,011	(2,011)	–
<b>Total transactions with owners, recognised directly in equity</b>	1,992	–	–	19	2,011	(2,011)	–
<b>At 30 June 2023</b>	<b>36,618</b>	<b>(1,338)</b>	<b>(1,395)</b>	<b>(6,650)</b>	<b>27,235</b>	<b>6,185</b>	<b>33,420</b>

See accompanying notes to financial statements.

# STATEMENT OF CHANGES IN EQUITY

YEAR ENDED 30 JUNE 2024

	Share capital S\$'000	Other reserve S\$'000	Share option reserve S\$'000	Foreign currency translation reserve S\$'000	Accumulated losses S\$'000	Equity attributable to owners of the Company S\$'000	Non- controlling interests S\$'000	Total equity S\$'000
<b>Group</b>								
At 1 July 2023	36,618	(1,338)	–	(1,395)	(6,650)	27,235	6,185	33,420
<b>Total comprehensive (loss)/income for the year</b>								
(Loss)/Profit for the year	–	–	–	–	(1,379)	(1,379)	30	(1,349)
Other comprehensive loss for the year	–	–	–	(128)	–	(128)	(12)	(140)
<b>Total comprehensive (loss)/income for the year</b>	–	–	–	(128)	(1,379)	(1,507)	18	(1,489)
<b>Transactions with owners, recognised directly in equity</b>								
Acquisition of non-controlling interest	–	(425)	–	–	–	(425)	(72)	(497)
Disposal of subsidiaries	–	–	–	–	–	–	(4,733)	(4,733)
Dividend paid to non-controlling interests	–	–	–	–	–	–	(735)	(735)
Recognition of share-based payments	–	–	64	–	–	64	–	64
<b>Total transactions with owners, recognised directly in equity</b>	–	(425)	64	–	–	(361)	(5,540)	(5,901)
<b>At 30 June 2024</b>	<b>36,618</b>	<b>(1,763)</b>	<b>64</b>	<b>(1,523)</b>	<b>(8,029)</b>	<b>25,367</b>	<b>663</b>	<b>26,030</b>

See accompanying notes to financial statements.



# STATEMENT OF CHANGES IN EQUITY

YEAR ENDED 30 JUNE 2024

	Share capital S\$'000	Share option reserve S\$'000	Accumulated losses S\$'000	Total equity S\$'000
<b>Company</b>				
At 1 July 2022	34,626	–	(2,733)	31,893
<b>Total comprehensive loss for the year</b>				
Loss for the year	–	–	(641)	(641)
Issuance of share capital, representing transaction with owner, recognised directly in equity	1,992	–	–	1,992
<b>At 30 June 2023</b>	<b>36,618</b>	<b>–</b>	<b>(3,374)</b>	<b>33,244</b>
At 1 July 2023	36,618	–	(3,374)	33,244
<b>Total comprehensive loss for the year</b>				
Loss for the year	–	–	(304)	(304)
Recognition of share-based payments, representing transaction with owner, recognised directly in equity	–	64	–	64
<b>At 30 June 2024</b>	<b>36,618</b>	<b>64</b>	<b>(3,678)</b>	<b>33,004</b>

See accompanying notes to financial statements.

# CONSOLIDATED STATEMENT OF CASH FLOWS

YEAR ENDED 30 JUNE 2024

Note	Group	
	2024 S\$'000	2023 S\$'000
<b>Cash flows from operating activities</b>		
(Loss)/Profit before tax from continuing operations	(1,380)	565
Profit before tax from discontinued operations	171	623
Adjustments for:		
Depreciation of property, plant and equipment	1,810	1,621
Depreciation of right-of-use-assets	217	193
Interest expenses	953	932
Interest expenses of lease liabilities	9	2
Interest income	(172)	(61)
Share of results of equity-accounted investees, net of tax	108	(2)
Share-based payment expenses	64	-
Unrealised foreign exchange loss	4	105
Fair value loss on unquoted fund investments at fair value through profit or loss	117	-
Write-down of intangible assets	1,503	-
Property, plant and equipment written off	-	2
Doubtful debts written off on trade receivables	-	18
Loss allowance on trade receivables	8	161
Loss allowance on amount due from an associate	-	192
Impairment loss on goodwill	403	764
Impairment loss on property, plant and equipment	1,758	-
Loss on disposal of subsidiaries	325	-
Loss on disposal of other intangible assets	-	95
Operating cash flows before movements in working capital	5,898	5,210
Inventories	1	-
Trade and other receivables	323	128
Trade and other payables	(87)	575
<b>Cash generated from operations</b>	<b>6,135</b>	<b>5,913</b>
Interest paid	(953)	(932)
Income tax paid	(97)	(76)
<b>Net cash from operating activities</b>	<b>5,085</b>	<b>4,905</b>
<b>Cash flows used in investing activities</b>		
Addition of property, plant and equipment	(1,153)	(793)
Addition of intangible assets	-	(43)
Interest received	172	61
Non-trade amount due from an associate	-	1,445
Investment in an associate	-	(2,066)
Redemption of preference shares in an associate	138	-
Return of capital from unquoted fund investments	4	-
Net cash inflow on disposal of subsidiaries	306	-
Placement of fixed deposits with tenor of more than 3 months placed with financial institutions	(872)	(138)
Dividend income received	70	30
<b>Net cash used in investing activities</b>	<b>(1,335)</b>	<b>(1,504)</b>

See accompanying notes to financial statements.

# CONSOLIDATED STATEMENT OF CASH FLOWS

YEAR ENDED 30 JUNE 2024

	Note	Group	
		2024 S\$'000	2023 S\$'000
<b>Cash flows used in financing activities</b>			
Repayment to non-controlling interests, net		(415)	(398)
Acquisition of non-controlling interest		(497)	–
Dividends paid to non-controlling interests		(735)	–
Repayment of lease liabilities		(222)	(195)
Repayment of loans and borrowings		(1,344)	(3,115)
<b>Net cash used in financing activities</b>		<b>(3,213)</b>	<b>(3,708)</b>
<b>Net increase/(decrease) in cash and cash equivalents</b>		<b>537</b>	<b>(307)</b>
Cash and cash equivalents at beginning of the financial year		6,013	6,389
Effects of exchange rate fluctuations on cash held		(9)	(69)
<b>Cash and cash equivalents at end of the financial year</b>	13	<b>6,541</b>	<b>6,013</b>

See accompanying notes to financial statements.

# NOTES TO FINANCIAL STATEMENTS

YEAR ENDED 30 JUNE 2024

These notes form an integral part of the financial statements.

## 1 GENERAL

ICP Ltd. (the “Company”) (Registration Number 196200234E) is incorporated in the Republic of Singapore with its principal place of business and registered office at 6 Temasek Boulevard, #23-01 Suntec Tower Four, Singapore 038986. The Company is listed on the Singapore Exchange Securities Trading Limited. The financial statements are expressed in Singapore dollars.

The financial statements of the Group as at and for the year ended 30 June 2024 comprise the Company and its subsidiaries (together referred to as the “Group” and individually as “Group entities”) and the Group’s interest in equity-accounted investees.

The principal activities of the Company are those of investment holding and management company, and provision of management and consultancy services. The principal activities of the Group entities and Group’s investments in associate and joint venture are set out in Notes 8 and 9, respectively.

The consolidated financial statements of the Group and statement of financial position and the statement of changes in equity of the Company for the year ended 30 June 2024 were authorised for issue by the Board of Directors on 10 October 2024.

## 2 BASIS OF PREPARATION

### 2.1 Statement of compliance

The financial statements have been prepared in accordance with the provisions of the Companies Act 1967 (the “Act”) and Singapore Financial Reporting Standards (International) (“SFRS(I)s”).

### 2.2 Functional and presentation currency

These financial statements are presented in Singapore dollars, which is the Company’s functional currency. All financial information presented in Singapore dollars has been rounded to the nearest thousand, unless otherwise stated.

### 2.3 Use of estimates and judgements

The preparation of financial statements in conformity with SFRS(I) requires management to make judgements, estimates and assumptions that affect the application of accounting policies and the reported amounts of assets, liabilities, income and expenses. Actual results may differ from these estimates.

Estimates and underlying assumptions are reviewed on an ongoing basis. Revisions to accounting estimates are recognised in the period in which the estimates are revised and in any future periods affected.

Information about critical judgements in applying accounting policies that have the most significant effect on the amounts recognised in the financial statements, and in arriving at estimates with a significant risk of resulting in a material adjustment within the next financial year are discussed in Note 4.

# NOTES TO FINANCIAL STATEMENTS

YEAR ENDED 30 JUNE 2024

## 2 BASIS OF PREPARATION (Continued)

### 2.3 Use of estimates and judgements (Continued)

#### *Measurement of fair values*

A number of the Group's accounting policies and disclosures require the measurement of fair values, for both financial and non-financial assets and financial liabilities.

When measuring the fair value of an asset or a liability, the Group uses observable market data as far as possible. Fair values are categorised into different levels in a fair value hierarchy based on the inputs used in the valuation techniques as follows:

Level 1: quoted prices (unadjusted) in active markets for identical assets or liabilities.

Level 2: inputs other than quoted prices included in Level 1 that are observable for the asset or liability, either directly (i.e. as prices) or indirectly (i.e. derived from prices).

Level 3: inputs for the asset or liability that are not based on observable market data (unobservable inputs).

If the inputs used to measure the fair value of an asset or a liability fall into different levels of the fair value hierarchy, then the fair value measurement is categorised in its entirety in the same level of the fair value hierarchy as the lowest level input that is significant to the entire measurement (with Level 3 being the lowest).

Further information about the assumptions made in measuring fair values is included in Note 5.

## 3 MATERIAL ACCOUNTING POLICY INFORMATION

### 3.1 Basis of consolidation

The consolidated financial statements of the Group incorporate the financial statements of the Company and its subsidiaries. Consolidation of a subsidiary begins when the Company obtains control over the subsidiary and ceases when the Company loses control of the subsidiary. When necessary, adjustments are made to the financial statements of subsidiaries to align their accounting policies with the those of the Group. All intragroup assets and liabilities, equity, income, expenses and cash flows relating to transactions between the members of the Group are eliminated on consolidation. Changes in the Group's interests in subsidiaries that do not result in a loss of control are accounted for as equity transactions.

Non-controlling interests in subsidiaries are identified separately from the Group's equity and are initially measured at fair value or at the non-controlling interests' proportionate share of the fair value of the acquiree's identifiable net assets. The choice of measurement is made on an acquisition-by-acquisition basis. Subsequent to the acquisition date, the carrying amounts of non-controlling interests are adjusted for the non-controlling interests' share of changes in equity. Losses are attributed to the non-controlling interests even if this results in the non-controlling interests having a deficit balance.

**BUSINESS COMBINATIONS** – The group accounts for the above business combination using the acquisition method. The consideration transferred in the business combination is the sum of the acquisition-date fair values of cash transferred by the Group and liabilities incurred by the Group to the former owners of the acquiree, in exchange for control of the acquiree. Acquisition-related costs are recognised in profit or loss as incurred in the consolidated financial statements.



# NOTES TO FINANCIAL STATEMENTS

YEAR ENDED 30 JUNE 2024

## 3 MATERIAL ACCOUNTING POLICY INFORMATION (Continued)

### 3.1 Basis of consolidation (Continued)

At the acquisition date, the identifiable assets acquired and the liabilities assumed are recognised at their fair value, except that deferred tax assets or liabilities are recognised and measured in accordance with SFRS(I) 1-12.

Goodwill is measured as the excess of the sum of the consideration transferred and the amount of non-controlling interests in the acquiree measured at fair value, over the net acquisition-date amounts of the identifiable assets acquired and the liabilities assumed.

The contingent consideration payable is measured at its acquisition-date fair value and included as part of the consideration transferred in a business combination. It is remeasured to fair value at subsequent reporting dates with changes in fair value recognised in profit or loss.

### 3.2 Foreign currency

#### (i) *Foreign currency transactions*

Transactions in foreign currencies are translated to the respective functional currencies of Group entities at exchange rates at the dates of the transactions. Monetary assets and liabilities denominated in foreign currencies at the reporting date are translated to the functional currency at the exchange rate at that date. The foreign currency gain or loss on monetary items is the difference between amortised cost in the functional currency at the beginning of the year, adjusted for effective interest and payments during the year, and the amortised cost in foreign currency translated at the exchange rate at the end of the year.

Non-monetary assets and liabilities denominated in foreign currencies that are measured at fair value are translated to the functional currency at the exchange rate at the date that the fair value was determined. Non-monetary items in a foreign currency that are measured in terms of historical cost are translated using the exchange rate at the date of the transaction. Foreign currency differences arising on translation are recognised in profit or loss.

#### (ii) *Foreign operations*

The assets and liabilities of foreign operations, excluding goodwill and fair value adjustments arising on acquisition, are translated to Singapore dollars at exchange rates at the reporting date. The income and expenses of foreign operations are translated to Singapore dollars at exchange rates at the dates of the transactions.

Foreign currency differences are recognised in OCI and presented in the foreign currency translation reserve in equity. However, if the foreign operation is a non-wholly-owned subsidiary, then the relevant proportionate share of the translation difference is allocated to the NCI. When a foreign operation is disposed of such that control, significant influence or joint control is lost, the cumulative amount in the translation reserve related to that foreign operation is reclassified to profit or loss as part of the gain or loss on disposal. When the Group disposes of only part of its interest in a subsidiary that includes a foreign operation while retaining control, the relevant proportion of the cumulative amount is reattributed to non-controlling interests. When the Group disposes of only part of its investment in an associate or joint venture that includes a foreign operation while retaining significant influence or joint control, the relevant proportion of the cumulative amount is reclassified to profit or loss.

When the settlement of a monetary item receivable from or payable to a foreign operation is neither planned nor likely in the foreseeable future, foreign exchange gains and losses arising from such a monetary item are considered to form part of a net investment in a foreign operation. These are recognised in OCI and are presented in the translation reserve in equity.

# NOTES TO FINANCIAL STATEMENTS

YEAR ENDED 30 JUNE 2024

## 3 MATERIAL ACCOUNTING POLICY INFORMATION (Continued)

### 3.3 Financial instruments

#### (i) *Recognition and initial measurement*

##### **Non-derivative financial assets and financial liabilities**

Trade receivables and debt investments issued are initially recognised when they are originated. All other financial assets and financial liabilities are initially recognised when the Group becomes a party to the contractual provisions of the instrument.

A financial asset (unless it is a trade receivable without a significant financing component) or financial liability is initially measured at fair value plus, for an item not at FVTPL, transaction costs that are directly attributable to its acquisition or issue. A trade receivable without a significant financing component is initially measured at the transaction price.

#### (ii) *Classification and subsequent measurement*

##### **Non-derivative financial assets**

On initial recognition, a financial asset is classified as measured at: amortised cost; or fair value through profit or loss (FVTPL).

Financial assets are not reclassified subsequent to their initial recognition unless the Group changes its business model for managing financial assets, in which case all affected financial assets are reclassified on the first day of the first reporting period following the change in the business model.

##### **Financial assets at amortised cost**

A financial asset is measured at amortised cost if it meets both of the following conditions and is not designated as at FVTPL:

- it is held within a business model whose objective is to hold assets to collect contractual cash flows; and
- its contractual terms give rise on specified dates to cash flows that are solely payments of principal and interest on the principal amount outstanding.

##### **Financial assets at FVTPL**

All financial assets not classified as amortised cost are measured at FVTPL. On initial recognition, the Group may irrevocably designate a financial asset that otherwise meets the requirements to be measured at amortised cost or at FVTPL if doing so eliminates or significantly reduces an accounting mismatch that would otherwise arise.

# NOTES TO FINANCIAL STATEMENTS

YEAR ENDED 30 JUNE 2024

## 3 MATERIAL ACCOUNTING POLICY INFORMATION (Continued)

### 3.3 Financial instruments (Continued)

#### (ii) *Classification and subsequent measurement* (Continued)

##### **Financial assets: Business model assessment**

The Group makes an assessment of the objective of the business model in which a financial asset is held at a portfolio level because this best reflects the way the business is managed and information is provided to management. The information considered includes:

- the stated policies and objectives for the portfolio and the operation of those policies in practice. These include whether management's strategy focuses on earning contractual interest income, maintaining a particular interest rate profile, matching the duration of the financial assets to the duration of any related liabilities or expected cash outflows or realising cash flows through the sale of the assets;
- how the performance of the portfolio is evaluated and reported to the Group's management;
- the risks that affect the performance of the business model (and the financial assets held within that business model) and how those risks are managed;
- how managers of the business are compensated – e.g. whether compensation is based on the fair value of the assets managed or the contractual cash flows collected; and
- the frequency, volume and timing of sales of financial assets in prior periods, the reasons for such sales and expectations about future sales activity.

Transfers of financial assets to third parties in transactions that do not qualify for derecognition are not considered sales for this purpose, consistent with the Group's continuing recognition of the assets.

Financial assets that are held-for-trading or are managed and whose performance is evaluated on a fair value basis are measured at FVTPL.

##### **Non-derivative financial assets: Assessment whether contractual cash flows are solely payments of principal and interest**

For the purposes of this assessment, 'principal' is defined as the fair value of the financial asset on initial recognition. 'Interest' is defined as consideration for the time value of money and for the credit risk associated with the principal amount outstanding during a particular period of time and for other basic lending risks and costs (e.g. liquidity risk and administrative costs), as well as a profit margin.

In assessing whether the contractual cash flows are solely payments of principal and interest, the Group considers the contractual terms of the instrument. This includes assessing whether the financial asset contains a contractual term that could change the timing or amount of contractual cash flows such that it would not meet this condition. In making this assessment, the Group considers:

- contingent events that would change the amount or timing of cash flows;
- terms that may adjust the contractual coupon rate, including variable rate features;
- prepayment and extension features; and
- terms that limit the Group's claim to cash flows from specified assets (e.g. non-recourse features).

# NOTES TO FINANCIAL STATEMENTS

YEAR ENDED 30 JUNE 2024

## 3 MATERIAL ACCOUNTING POLICY INFORMATION (Continued)

### 3.3 Financial instruments (Continued)

#### (ii) *Classification and subsequent measurement* (Continued)

##### **Non-derivative financial assets: Assessment whether contractual cash flows are solely payments of principal and interest** (Continued)

A prepayment feature is consistent with the solely payments of principal and interest criterion if the prepayment amount substantially represents unpaid amounts of principal and interest on the principal amount outstanding, which may include reasonable additional compensation for early termination of the contract. Additionally, for a financial asset acquired at a significant discount or premium to its contractual par amount, a feature that permits or requires prepayment at an amount that substantially represents the contractual par amount plus accrued (but unpaid) contractual interest (which may also include reasonable additional compensation for early termination) is treated as consistent with this criterion if the fair value of the prepayment feature is insignificant at initial recognition.

##### **Non-derivative financial assets: Subsequent measurement and gains and losses**

###### ***Financial assets at FVTPL***

These assets are subsequently measured at fair value. Net gains and losses, including any interest or dividend income, are recognised in profit or loss.

###### ***Financial assets at amortised cost***

These assets are subsequently measured at amortised cost using the effective interest method. The amortised cost is reduced by impairment losses. Interest income, foreign exchange gains and losses and impairment are recognised in profit or loss. Any gain or loss on derecognition is recognised in profit or loss.

##### **Non-derivative financial liabilities: Classification, subsequent measurement and gains and losses**

Financial liabilities are recognised initially on the trade date, which is the date that the Group becomes a party to the contractual provisions of the instrument.

The Group classifies non-derivative financial liabilities as financial liabilities. Such financial liabilities are recognised initially at fair value plus any directly attributable transaction costs. Subsequent to initial recognition, these financial liabilities are measured at amortised cost using the effective interest method.

These financial liabilities comprise loans and borrowings, amounts due to non-controlling interests and trade and other payables.

# NOTES TO FINANCIAL STATEMENTS

YEAR ENDED 30 JUNE 2024

## 3 MATERIAL ACCOUNTING POLICY INFORMATION (Continued)

### 3.3 Financial instruments (Continued)

#### (iii) *Derecognition*

##### **Financial assets**

The Group derecognises a financial asset when the contractual rights to the cash flows from the financial asset expire, or it transfers the rights to receive the contractual cash flows in a transaction in which substantially all of the risks and rewards of ownership of the financial asset are transferred, or in which the Group neither transfers nor retains substantially all of the risks and rewards of ownership and it does not retain control of the financial asset.

The Group enters into transactions whereby it transfers assets recognised in its statement of financial position, but retains either all or substantially all of the risks and rewards of the transferred assets. In these cases, the transferred assets are not derecognised.

##### **Financial liabilities**

The Group derecognises a financial liability when its contractual obligations are discharged, cancelled or expired. The Group also derecognises a financial liability when its terms are modified and the cash flows of the modified liability are substantially different, in which case a new financial liability based on the modified terms is recognised at fair value.

On derecognition of a financial liability, the difference between the carrying amount extinguished and the consideration paid (including any non-cash assets transferred or liabilities assumed) is recognised in profit or loss.

#### (iv) *Offsetting*

Financial assets and financial liabilities are offset and the net amount presented in the statement of financial position when, and only when, the Group has a legally enforceable right to offset the amounts and intends either to settle on a net basis or to realise the asset and settle the liability simultaneously.

#### (v) *Cash and cash equivalents*

Cash and cash equivalents comprise cash balances and short-term deposits that are subject to an insignificant risk of changes in their fair value and are used by the Group in the management of its short-term commitments. For the purpose of the statement of cash flows, pledged deposits are excluded from cash and cash equivalents.

#### (vi) *Share capital*

##### **Ordinary shares**

Ordinary shares are classified as equity. Incremental costs directly attributable to the issue of ordinary shares are recognised as a deduction from equity, net of any tax effects.



# NOTES TO FINANCIAL STATEMENTS

YEAR ENDED 30 JUNE 2024

## 3 MATERIAL ACCOUNTING POLICY INFORMATION (Continued)

### 3.4 Property, plant and equipment

#### (i) *Recognition and measurement*

Items of property, plant and equipment are measured at cost, which includes capitalised borrowing costs, less accumulated depreciation and accumulated impairment losses.

Cost includes expenditure that is directly attributable to the acquisition of the asset. The cost of self-constructed assets includes:

- the cost of materials and direct labour;
- any other costs directly attributable to bringing the assets to a working condition for their intended use;
- when the Group has an obligation to remove the asset or restore the site, an estimate of the costs of dismantling and removing the items and restoring the site on which they are located; and
- capitalised borrowing costs.

Purchased software that is integral to the functionality of the related equipment is capitalised as part of that equipment.

When parts of an item of property, plant and equipment have different useful lives, they are accounted for as separate items (major components) of property, plant and equipment.

An item of property, plant and equipment is derecognised upon disposal or when no future economic benefits are expected to arise from the continued use of the asset. The gain or loss arising on the disposal or retirement of an asset is determined as the difference between the sales proceeds and the carrying amount of the asset and is recognised in profit or loss.

#### (ii) *Subsequent costs*

The cost of replacing a component of an item of property, plant and equipment is recognised in the carrying amount of the item if it is probable that the future economic benefits embodied within the component will flow to the Group and its cost can be measured reliably. The carrying amount of the replaced component is derecognised. The costs of the day-to-day servicing of property, plant and equipment are recognised in profit or loss as incurred.

Costs incurred on subsequent dry-docking of vessels are capitalised. When significant dry-docking costs are incurred prior to the expiry of the depreciation period, the remaining costs of the previous dry-docking are written off in the month of the next dry-docking.

# NOTES TO FINANCIAL STATEMENTS

YEAR ENDED 30 JUNE 2024

## 3 MATERIAL ACCOUNTING POLICY INFORMATION (Continued)

### 3.4 Property, plant and equipment (Continued)

#### (iii) Depreciation

Depreciation is based on the cost of an asset less its residual value. Significant components of individual assets are assessed and if a component has a useful life that is different from the remainder of that asset, that component is depreciated separately.

Depreciation is recognised as an expense in profit or loss on a straight-line basis over the estimated useful lives of each component of an item of property, plant and equipment, unless it is included in the carrying amount of another asset. Freehold land is not depreciated.

Depreciation is recognised from the date that the property, plant and equipment are installed and are ready for use, or in respect of internally constructed assets, from the date that the asset is completed and ready for use.

The estimated useful lives for the current and comparative years are as follows:

Hotel property	–	50 years
Vessels	–	23 years
Dry-docking expenditures	–	2.5 years
Renovations	–	3 to 20 years
Furniture and fittings	–	5 years
Computer equipment	–	3 years
Plant and machinery	–	5 years

Depreciation methods, useful lives and residual values are reviewed at the end of each reporting period and adjusted if appropriate.

### 3.5 Intangible asset and goodwill

#### (i) Goodwill

Goodwill that arises upon the acquisition of subsidiaries is included in intangible assets. For the measurement of goodwill at initial recognition, see Note 3.1.

##### *Subsequent measurement*

Goodwill is measured at cost less accumulated impairment losses. In respect of associate and joint venture, the carrying amount of goodwill is included in the carrying amount of the investment, and an impairment loss on such an investment is not allocated to any asset, including goodwill, that forms part of the carrying amount of the associate and joint venture.

#### (ii) Trademarks

Trademarks that are acquired by the Group are measured at cost less accumulated impairment losses. Trademarks are not amortised as the Group assessed that these trademarks have indefinite life as there is no foreseeable limit to the period over which the trademarks are expected to generate cash inflows. The useful life of trademarks is reviewed annually to determine whether events and circumstances continue to support the indefinite useful life basis for trademarks.

# NOTES TO FINANCIAL STATEMENTS

YEAR ENDED 30 JUNE 2024

## 3 MATERIAL ACCOUNTING POLICY INFORMATION (Continued)

### 3.5 Intangible asset and goodwill (Continued)

#### (iii) Other intangible assets

Other intangible assets that are acquired by the Group and have finite useful lives are measured at cost less accumulated amortisation and accumulated impairment losses.

#### (iv) Subsequent expenditure

Subsequent expenditure is capitalised only when it increases the future economic benefit embodied in the specific asset to which it relates. All other expenditure, including expenditure on internally generated goodwill and brands, is recognised in profit or loss as incurred.

#### (v) Amortisation

Amortisation is calculated based on the cost of the asset, less its residual value.

Amortisation is recognised in profit or loss on a straight-line basis over the estimated useful lives of intangible assets, other than goodwill, from the date that they are available for use. The estimated useful life related to software for the current and comparative years is 3 years.

Amortisation methods, useful lives and residual values are reviewed at the end of each reporting period and adjusted if appropriate.

### 3.6 Impairment

#### (i) Non-derivative financial assets

The Group recognises loss allowances for estimated credit loss ("ECL") on financial assets measured at amortised costs. Loss allowances of the Group are measured on either of the following bases:

- 12-month ECLs: these are ECLs that result from default events that are possible within the 12 months after the reporting date (or for a shorter period if the expected life of the instrument is less than 12 months); or
- Lifetime ECLs: these are ECLs that result from all possible default events over the expected life of a financial instrument or contract asset.

#### *Simplified approach*

The Group applies the simplified approach to provide for ECLs for all trade receivables. The simplified approach requires the loss allowance to be measured at an amount equal to lifetime ECLs.

#### *General approach*

The Group applies the general approach to provide for ECLs on all other financial instruments. Under the general approach, the loss allowance is measured at an amount equal to 12-month ECLs at initial recognition.

# NOTES TO FINANCIAL STATEMENTS

YEAR ENDED 30 JUNE 2024

## 3 MATERIAL ACCOUNTING POLICY INFORMATION (Continued)

### 3.6 Impairment (Continued)

#### (i) **Non-derivative financial assets** (Continued)

##### *General approach* (Continued)

At each reporting date, the Group assesses whether the credit risk of a financial instrument has increased significantly since initial recognition. When credit risk has increased significantly since initial recognition, loss allowance is measured at an amount equal to lifetime ECLs.

When determining whether credit risk of a financial asset has increased significantly since initial recognition and when estimating ECLs, the Group considers reasonable and supportable information that is relevant and available without undue cost or effort. This includes both quantitative and qualitative information and analysis, based on the Group's historical experience and informed credit assessment and includes forward-looking information.

If credit risk has not increased significantly since initial recognition or if the credit quality of the financial instruments improves such that there is no longer a significant increase in credit risk since initial recognition, loss allowance is measured at an amount equal to 12-month ECLs.

The Group considers a financial asset to be in default when the borrower is unlikely to pay its credit obligations to the Group in full, without recourse by the Group to actions such as realising security (if any is held).

The maximum period considered when estimating ECLs is the maximum contractual period over which the Group is exposed to credit risk.

##### *Measurement of ECLs*

ECLs are probability-weighted estimates of credit losses. Credit losses are measured at the present value of all cash shortfalls (i.e. the difference between the cash flows due to the entity in accordance with the contract and the cash flows that the Group expects to receive). ECLs are discounted at the effective interest rate of the financial asset.

##### *Credit-impaired financial assets*

At each reporting date, the Group assesses whether financial assets carried at amortised cost are credit-impaired. A financial asset is 'credit-impaired' when one or more events that have a detrimental impact on the estimated future cash flows of the financial asset have occurred.

Evidence that a financial asset is credit-impaired includes the following observable data:

- Significant financial difficulty of the borrower or issuer;
- A breach of contract such as a default;
- The restructuring of a loan or advance by the Group on terms that the Group would not consider otherwise;
- It is probable that the borrower will enter bankruptcy or other financial reorganisation; or
- The disappearance of an active market for a security because of financial difficulties.

# NOTES TO FINANCIAL STATEMENTS

YEAR ENDED 30 JUNE 2024

## 3 MATERIAL ACCOUNTING POLICY INFORMATION (Continued)

### 3.6 Impairment (Continued)

#### (i) **Non-derivative financial assets** (Continued)

##### *Presentation of allowance for ECLs in the statement of financial position*

Loss allowances for financial assets measured at amortised cost are deducted from the gross carrying amount of these assets.

##### *Write-off*

The gross carrying amount of a financial asset is written off (either partially or in full) to the extent that there is no realistic prospect of recovery. This is generally the case when the Group determines that the debtor does not have assets or sources of income that could generate sufficient cash flows to repay the amounts subject to the write-off. However, financial assets that are written off could still be subject to enforcement activities in order to comply with the Group's procedure for recovery of amounts due.

#### (ii) **Associate and joint venture**

An impairment loss in respect of an associate or joint venture is measured by comparing the recoverable amount of the investment with its carrying amount. An impairment loss is recognised in profit or loss. An impairment loss is reversed if there has been a favourable change in the estimates used to determine the recoverable amount.

#### (iii) **Non-financial assets**

The carrying amounts of the Group's non-financial assets, other than inventories, are reviewed at each reporting date to determine whether there is any indication of impairment. If any such indication exists, then the asset's recoverable amount is estimated. For goodwill and intangible assets that have indefinite useful lives or that are not yet available for use, the recoverable amount is estimated each year at the same time. An impairment loss is recognised if the carrying amount of an asset or its related cash-generating unit ("CGU") exceeds its estimated recoverable amount.

The recoverable amount of an asset or CGU is the greater of its value in use and its fair value less costs of disposal. In assessing value-in-use, the estimated future cash flows are discounted to their present value using a pre-tax discount rate that reflects current market assessments of the time value of money and the risks specific to the asset or CGU. For the purpose of impairment testing, assets that cannot be tested individually are grouped together into the smallest group of assets that generates cash inflows from continuing use that are largely independent of the cash inflows of other assets or CGU. Subject to an operating segment ceiling test, for the purposes of goodwill impairment testing, CGUs to which goodwill has been allocated are aggregated so that the level at which impairment is tested reflects the lowest level at which goodwill is monitored for internal reporting purposes. Goodwill acquired in a business combination is allocated to groups of CGUs that are expected to benefit from the synergies of the combination.

The Group's corporate assets do not generate separate cash inflows and are utilised by more than one CGU. Corporate assets are allocated to CGUs on a reasonable and consistent basis and tested for impairment as part of the testing of the CGU to which the corporate asset is allocated.



# NOTES TO FINANCIAL STATEMENTS

YEAR ENDED 30 JUNE 2024

## 3 MATERIAL ACCOUNTING POLICY INFORMATION (Continued)

### 3.6 Impairment (Continued)

#### (iii) *Non-financial assets* (Continued)

Impairment losses are recognised in profit or loss. Impairment losses recognised in respect of CGUs are allocated first to reduce the carrying amount of any goodwill allocated to the CGU (group of CGUs), and then to reduce the carrying amounts of the other assets in the CGU (group of CGUs) on a pro rata basis.

An impairment loss in respect of goodwill is not reversed. In respect of other assets, impairment losses recognised in prior periods are assessed at each reporting date for any indications that the loss has decreased or no longer exists. An impairment loss is reversed if there has been a change in the estimates used to determine the recoverable amount. An impairment loss is reversed only to the extent that the asset's carrying amount does not exceed the carrying amount that would have been determined, net of depreciation or amortisation, if no impairment loss had been recognised.

### 3.7 Employee benefits

#### (i) *Defined contribution plans*

A defined contribution plan is a post-employment benefit plan under which an entity pays fixed contributions into a separate entity and will have no legal or constructive obligations to pay further amounts. Obligations for contributions to defined contribution pension plans are recognised as an employee benefit expense in profit or loss in the periods during which related services are rendered by employees.

#### (ii) *Short-term employee benefits*

Short-term employee benefit obligations are measured on an undiscounted basis and are expensed as the related service is provided. A liability is recognised for the amount expected to be paid under short-term cash bonus or profit-sharing plans if the Group has a present legal or constructive obligation to pay this amount as a result of past service provided by the employee and the obligation can be estimated reliably.

#### (iii) *Share-based payment transactions*

The grant date fair value of equity-settled share-based payment awards granted to employees is recognised as an employee expense, with a corresponding increase in equity, over the period that the employees unconditionally become entitled to the awards. The amount recognised as an expense is adjusted to reflect the number of awards for which the related service and non-market performance conditions are expected to be met, such that the amount ultimately recognised as an expense is based on the number of awards that meet the related service and non-market performance conditions at the vesting date. For share-based payment awards with non-vesting conditions, the grant date fair value of the share-based payment is measured to reflect such conditions and there is no true-up for differences between expected and actual outcomes.

### 3.8 Provisions

A provision is recognised if, as a result of a past event, the Group has a present legal or constructive obligation that can be estimated reliably, and it is probable that an outflow of economic benefits will be required to settle the obligation. Provisions are determined by discounting the expected future cash flows at a pre-tax rate that reflects current market assessments of the time value of money and the risks specific to the liability. The unwinding of the discount is recognised as finance expense.

# NOTES TO FINANCIAL STATEMENTS

YEAR ENDED 30 JUNE 2024

## 3 MATERIAL ACCOUNTING POLICY INFORMATION (Continued)

### 3.9 Revenue recognition

#### (i) *Goods and services sold*

Revenue from goods and services sold comprise sales of food and beverages, hotel fees income and hotel property income. Revenue from sale of goods and services in the ordinary course of business is recognised when the Group satisfies a performance obligation (“PO”) by transferring control of a promised good or service rendered to the customer. The amount of revenue recognised is the amount of the transaction price allocated to the satisfied PO.

The transaction price is allocated to each PO in the contract on the basis of the relative stand-alone selling prices of the promised goods or services. The individual stand-alone selling price of a good or service that has not previously been sold on a stand-alone basis, or has a highly variable selling price, is determined based on the residual portion of the transaction price after allocating the transaction price to goods and/or services with observable stand-alone selling prices. A discount or variable consideration is allocated to one or more, but not all, of the performance obligations if it relates specifically to those performance obligations.

Transaction price is the amount of consideration in the contract to which the Group expects to be entitled in exchange for transferring the promised goods or services. The transaction price may be fixed or variable and is adjusted for time value of money if the contract includes a significant financing component. Consideration payable to a customer is deducted from the transaction price if the Group does not receive a separate identifiable benefit from the customer. When consideration is variable, the estimated amount is included in the transaction price to the extent that it is highly probable that a significant reversal of the cumulative revenue will not occur when the uncertainty associated with the variable consideration is resolved.

#### (a) *Hotel fees income*

Hotel fees income is recognised on a periodic basis as a percentage of the hotel’s revenue in accordance with terms stated in the franchise/hotel management agreement. Revenue is recognised over a period of time. Payment for hotel fees income is due within 30 days.

#### (b) *Hotel property income*

Hotel room revenue is recognised based on room occupancy while other hotel revenues are recognised when the services are rendered to the customers. Revenue is recognised over a period of time. Payment for hotel rooms and other services is due upon checkout and utilisation of service respectively.

#### (c) *Asset management fees income*

Asset management fees income is recognised on a periodic basis in accordance with terms stated in the asset management agreement. Revenue is recognised over a period of time. Payment for asset management fees in come is due within 30 days.

# NOTES TO FINANCIAL STATEMENTS

YEAR ENDED 30 JUNE 2024

## 3 MATERIAL ACCOUNTING POLICY INFORMATION (Continued)

### 3.9 Revenue recognition (Continued)

#### (ii) Charter income

Charter fees arising from the chartering of vessels are accounted for on a straight-line basis over the lease term. Payment for charter income is due within 30 days.

#### (iii) Rental income

Rental income is recognised in profit or loss on a straight-line basis over the term of the lease. Payment for rental income is due on/or before 7th day of each month.

### 3.10 Leases

#### The Group as lessee

The Group assesses whether a contract is or contains a lease, at inception of the contract. The Group recognises a right-of-use asset and a corresponding lease liability with respect to all lease arrangements in which it is the lessee, except for short-term leases (defined as leases with a lease term of 12 months or less) and leases of low value assets. For these leases, the Group recognises the lease payments as an operating expense on a straight-line basis over the term of the lease unless another systematic basis is more representative of the time pattern in which economic benefits from the leased assets are consumed.

The lease liability is initially measured at the present value of the lease payments that are not paid at the commencement date, discounted by using the rate implicit in the lease. If this rate cannot be readily determined, the Group uses the incremental borrowing rate specific to the lessee.

Lease payments included in the measurement of the lease liability comprise:

- fixed lease payments (including in-substance fixed payments), less any lease incentives; and
- the amount expected to be payable by the lessee under residual value guarantees.

The lease liability is presented as a separate line in the statement of financial position.

The lease liability is subsequently measured by increasing the carrying amount to reflect interest on the lease liability (using the effective interest method) and by reducing the carrying amount to reflect the lease payments made.

The right-of-use assets comprise the initial measurement of the corresponding lease liability, lease payments made at or before the commencement day, less any lease incentives received and any initial direct costs. They are subsequently measured at cost less accumulated depreciation and impairment losses.

Right-of-use assets are depreciated over the shorter period of lease term and useful life of the underlying asset. The depreciation starts at the commencement date of the lease.

The right-of-use assets are presented as a separate line in the statement of financial position.

The Group applies SFRS(I) 1-36 to determine whether a right-of-use asset is impaired and accounts for any identified impairment loss as described in Note 3.6 (iii).

# NOTES TO FINANCIAL STATEMENTS

YEAR ENDED 30 JUNE 2024

## 3 MATERIAL ACCOUNTING POLICY INFORMATION (Continued)

### 3.10 Leases (Continued)

#### The Group as lessor

Leases where the Group retains substantially all risks and rewards of ownership are classified as operating lease.

The Group owns vessels and leases these vessels to lessees under fixed rate bareboat charter arrangements. These charters are classified as operating leases. As the present value of the minimum lease payments do not amount to substantially the fair values of the vessels and there are no purchase options, the Group has assessed that all the risks and rewards of the vessels remain with the Group.

### 3.11 Finance income and costs

Finance income comprises interest income on bank deposits. Interest income is recognised as it accrues in profit or loss, using the effective interest method.

Borrowing costs directly attributable to the acquisition, construction or production of qualifying costs, which are assets that necessarily take a substantial period or time to get ready for their intended use or sale, are added to the cost of those assets, until such time as the assets are substantially ready for their intended use or sale.

Borrowing costs that are not directly attributable to the acquisition, construction or production of a qualifying asset are recognised in profit or loss using the effective interest method.

Foreign currency gains and losses on financial assets and financial liabilities are reported on a net basis as either finance income or finance cost depending on whether foreign currency movements are in a net gain or net loss position.

### 3.12 Tax expense

Tax expense comprises current and deferred tax. Current tax and deferred tax are recognised in profit or loss except to the extent that it relates to items recognised directly in equity or in OCI.

Current tax is the expected tax payable or receivable on the taxable income or loss for the financial year, using tax rates enacted or substantively enacted at the reporting date, and any adjustment to tax payable or receivable in respect of previous years. The amount of current tax payable or receivable is the best estimate of the tax amount expected to be paid or received that reflects uncertainty related to income taxes, if any.

Current tax assets and liabilities are offset only if certain criteria are met.

Deferred tax is recognised in respect of temporary differences between the carrying amounts of assets and liabilities for financial reporting purposes and the amounts used for taxation purposes. Deferred tax is not recognised for:

- temporary differences on the initial recognition of assets or liabilities in a transaction that is not a business combination and that affects neither accounting nor taxable profit or loss;
- temporary differences related to investment in subsidiaries, associates and joint arrangements to the extent that the Group is able to control the timing of the reversal of the temporary difference and it is probable that they will not reverse in the foreseeable future; and
- taxable temporary differences arising on the initial recognition of goodwill.

# NOTES TO FINANCIAL STATEMENTS

YEAR ENDED 30 JUNE 2024

## 3 MATERIAL ACCOUNTING POLICY INFORMATION (Continued)

### 3.12 Tax expense (Continued)

The measurement of deferred taxes reflects the tax consequences that would follow the manner in which the Group expects, at the reporting date, to recover or settle the carrying amount of its assets and liabilities. Deferred tax is measured at the tax rates that are expected to be applied to the temporary differences when they reverse, based on the laws that have been enacted or substantively enacted by the reporting date.

Deferred tax assets and liabilities are offset if there is a legally enforceable right to offset current tax liabilities and assets, and they relate to income taxes levied by the same tax authority on the same taxable entity or on different tax entities, but they intend to settle current tax liabilities and assets on a net basis or their tax assets and liabilities will be realised simultaneously.

A deferred tax asset is recognised for unused tax losses, tax credits and deductible temporary differences, to the extent that it is probable that future taxable profits will be available against which they can be utilised. Deferred tax assets are reviewed at each reporting date and are reduced to the extent that it is no longer probable that the related tax benefit will be realised.

In determining the amount of current and deferred tax, the Group takes into account the impact of uncertain tax positions and whether additional taxes and interest may be due. The Group believes that its accruals for tax liabilities are adequate for all open tax years based on its assessment of many factors, including interpretations of tax law and prior experience. This assessment relies on estimates and assumptions and may involve a series of judgements about future events. New information may become available that causes the Group to change its judgement regarding the adequacy of the existing tax liabilities; such changes to tax liabilities will impact tax expense in the period that such a determination is made.

### 3.13 Earnings per share

The Group presents basic and diluted earnings per share ("EPS") data for its ordinary shares. Basic EPS is calculated by dividing the profit or loss attributable to ordinary shareholders of the Company by the weighted average number of ordinary shares outstanding during the year, adjusted for own shares held. Diluted EPS is determined by adjusting the profit or loss attributable to ordinary shareholders and the weighted average number of ordinary shares outstanding, adjusted for own shares held, for the effects of all dilutive potential ordinary shares.

### 3.14 Segment reporting

An operating segment is a component of the Group that engages in business activities from which it may earn revenues and incur expenses, including revenues and expenses that relate to transactions with any of the Group's other components. All operating segments' operating results are reviewed regularly by the chief operating decision makers of the respective strategic business units to make decisions about resources to be allocated to the segment and assess its performance, and for which discrete financial information is available.

Segment results that are reported to the chief operating decision makers of the respective strategic business units include items directly attributable to a segment as well as those that can be allocated on a reasonable basis. Unallocated items comprise mainly corporate assets (primarily the Company's headquarters), head office expenses and tax liabilities.

Segment capital expenditure is the total cost incurred during the year to acquire property, plant and equipment and intangible assets other than goodwill.

# NOTES TO FINANCIAL STATEMENTS

YEAR ENDED 30 JUNE 2024

## 3 MATERIAL ACCOUNTING POLICY INFORMATION (Continued)

### 3.15 New standards and interpretations not adopted

A number of new standards, amendments to standards and interpretations are not yet effective and have not been applied in preparing these financial statements. An explanation of the impact, if any, on adoption of these new requirements is provided in Note 33.

## 4 CRITICAL ACCOUNTING JUDGEMENTS AND KEY SOURCES OF ESTIMATION UNCERTAINTY

In the application of the Group's accounting policies, management is required to make judgements, estimates and assumptions about the carrying amounts of assets and liabilities that are not readily apparent from other sources. The estimates and associated assumptions are based on historical experience and other factors that are considered to be relevant. Actual results may differ from these estimates.

The estimates and underlying assumptions are reviewed on an ongoing basis. Revisions to accounting estimates are recognised in the period in which the estimate is revised if the revision affects only that period, or in the period of the revision and future periods if the revision affects both current and future periods.

### Critical judgements in applying the entity's accounting policies

There are no critical judgements that management has made in the process of applying the Group's accounting policies and that have the most significant effect on the amounts recognised in the financial statements.

### Key sources of estimation uncertainty

The key assumptions concerning the future, and other key sources of estimation uncertainty at the end of the reporting period, that have a significant risk of causing a material adjustment to the carrying amounts of assets and liabilities within the next financial year, are discussed below.

#### Determination of useful lives of property, plant and equipment and intangible assets

Property, plant and equipment are depreciated on a straight-line basis over the estimated useful lives after taking into account the estimated residual value. The intangible assets namely, goodwill and trademark rights are assessed to be indefinite life assets. As described in Note 3.4 and Note 3.5, the Group reviews the estimated useful lives of these assets regularly in order to determine the amount of depreciation and amortisation, if applicable, to be recorded during any reporting period. The Group considers factors such as wear and tear, ageing, technical standards, market practices and changes in market demand for these assets as well as the Group's historical experience with these assets. Changes in these factors may impact the useful lives of assets, which could result in higher annual depreciation expense.



# NOTES TO FINANCIAL STATEMENTS

YEAR ENDED 30 JUNE 2024

## 4 CRITICAL ACCOUNTING JUDGEMENTS AND KEY SOURCES OF ESTIMATION UNCERTAINTY (Continued)

### Key sources of estimation uncertainty (Continued)

#### Valuation of property, plant and equipment and goodwill and intangible assets

The Group performs an impairment assessment on property, plant and equipment when there are indicators of impairment. On an annual basis, the Group is required to perform an impairment assessment on indefinite life goodwill and intangible assets, namely goodwill and trademark rights.

Determining whether an asset is impaired requires an estimation of the recoverable amount of this asset. The recoverable amount of the asset is the higher of its fair value less costs of disposal and its value in use.

For the valuation of hotel property, the income approach using discounted cash flow method is estimated based on management's forecast of future cash flows discounted to present value using the pre-tax discount rate. Significant estimates and assumptions are made on capitalisation and discount rates.

For the valuation of goodwill, value-in-use is estimated based on management's forecast of future cash flows discounted to present value using the pre-tax discount rate. Significant estimates and assumptions are made on revenue growth rates and discount rates.

For the valuation of trademark rights, value-in-use is estimated based on management's forecast of future cash flows discounted to present value using the pre-tax discount rate. Significant estimates and assumptions are made on revenue growth rates and in determining discount rates.

For the valuation of vessels (inclusive of dry-docking expenditure), assumptions are made in relation to the continual renewal of existing charter contracts over the forecast period.

Changes in the above estimates and assumptions may result in impairment losses on these tangible and intangible assets.

The carrying amount of property, plant and equipment and goodwill and intangible assets are disclosed in Notes 6 and 7.

#### Fair value of unquoted fund investments

There are no market prices available for the Group's investment in unquoted fund. In assessing the fair value of these investments, the Group makes significant estimates and assumptions on significant unobservable inputs. Changes to these estimates and assumptions may result in significant fluctuations to the fair value through profit or loss investment.

Information about the valuation techniques and inputs used in determining the fair value are disclosed in Note 5.

# NOTES TO FINANCIAL STATEMENTS

YEAR ENDED 30 JUNE 2024

## 5 FINANCIAL INSTRUMENTS, FINANCIAL RISKS AND CAPITAL MANAGEMENT

### (a) *Categories of financial instruments*

The following table sets out the financial instruments as at the end of the reporting period:

	Group		Company	
	2024 S\$'000	2023 S\$'000	2024 S\$'000	2023 S\$'000
<b>Financial assets</b>				
Financial assets at fair value through profit or loss	259	380	259	380
Financial assets at amortised cost (including cash and cash equivalents)	11,748	8,267	34,975	34,418
<b>Financial liabilities</b>				
Lease liabilities	437	–	–	–
Financial liabilities at amortised cost	19,253	21,350	10,557	9,882

### (b) *Financial instruments subject to offsetting, enforceable master netting arrangements and similar agreements*

The Group and Company do not have any financial instruments which are subjected to offsetting, enforceable master netting arrangements or similar netting agreements.

### (c) *Financial risk management policies and objectives*

The Board of Directors has overall responsibility for the establishment and oversight of the Group's risk management framework. The Group's risk management policies are established to identify and analyse the risks faced by the Group, to set appropriate risk limits and controls, and to monitor risks and adherence to limits. Risk management policies and systems are reviewed regularly to reflect changes in market conditions and the Group's activities.

The Group Audit Committee oversees how management monitors compliance with the Group's risk management policies and procedures, and reviews the adequacy of the risk management framework in relation to the risks faced by the Group. The Group Audit Committee is assisted in its oversight role by Internal Audit. Internal Audit undertakes both regular and ad-hoc reviews of risk management controls and procedures, the results of which are reported to the Audit Committee.

The Group has exposure to the following risks arising from financial instruments:

- market risk
- credit risk
- liquidity risk

This note presents information about the Group's exposure to each of the above risks, the Group's objectives, policies and processes for measuring and managing risk, and the Group's management of capital.

# NOTES TO FINANCIAL STATEMENTS

YEAR ENDED 30 JUNE 2024

## 5 FINANCIAL INSTRUMENTS, FINANCIAL RISKS AND CAPITAL MANAGEMENT (Continued)

### (c) *Financial risk management policies and objectives* (Continued)

#### **Market risk**

Market risk is the risk that changes in market prices, such as interest rates, foreign exchange rates and equity prices will affect the Group's income or the value of its holdings of financial instruments. The objective of market risk management is to manage and control market risk exposures within acceptable parameters, while optimising the return.

#### (i) *Foreign currency risk management*

The Group has no significant foreign currency denominated financial assets or financial liabilities except for cash and cash equivalents, other receivables and loans and borrowings. The Group does not use any financial instruments to hedge its exposure to foreign currency risk. The currencies in which these transactions primarily are denominated are in Malaysia Ringgit ("MYR"), United States Dollar ("USD"), Philippines Peso ("PHP") and Japanese Yen ("JPY").

As at each reporting date, the carrying amounts of monetary assets and monetary liabilities denominated in currencies other than the respective Group entities' functional currencies are as follows:

	Liabilities		Assets	
	2024 S\$'000	2023 S\$'000	2024 S\$'000	2023 S\$'000
MYR	15,181	15,303	2,221	1,131
USD	53	–	3,268	2,843
PHP	62	–	100	–
JPY	–	–	89	15

#### *Foreign currency sensitivity*

The following table details the sensitivity to a 10% increase and decrease in the relevant foreign currencies against the functional currency of each Group entity. 10% is the sensitivity rate used when reporting foreign currency risk internally to key management personnel and represents management's assessment of the reasonably possible change in foreign exchange rates. The sensitivity analysis includes only outstanding foreign currency denominated monetary items and adjusts their translation at the period end for a 10% change in foreign currency rates.

# NOTES TO FINANCIAL STATEMENTS

YEAR ENDED 30 JUNE 2024

## 5 FINANCIAL INSTRUMENTS, FINANCIAL RISKS AND CAPITAL MANAGEMENT (Continued)

### (c) *Financial risk management policies and objectives* (Continued)

#### Market risk (Continued)

##### (i) Foreign currency risk management (Continued)

##### *Foreign currency sensitivity* (Continued)

If the relevant foreign currency strengthens by 10% against the functional currency of each Group entity, the Group's results for the year would have increased/(decreased) by:

	MYR impact		USD impact		PHP impact		JPY impact	
	2024	2023	2024	2023	2024	2023	2024	2023
	S\$'000	S\$'000	S\$'000	S\$'000	S\$'000	S\$'000	S\$'000	S\$'000
<b>Group</b>								
Profit or loss	<b>(1,296)</b>	(1,417)	<b>322</b>	284	<b>4</b>	–	<b>9</b>	2

A 10% strengthening of the Singapore dollar against the MYR, USD, PHP and JPY at the end of the reporting period would have had an equal but opposite effect on the amounts shown above.

#### **Company**

The Company does not hold significant foreign currency denominated financial assets or financial liabilities and hence, no foreign currency sensitivity was performed.

##### (ii) Interest rate risk management

The Group's interest rate risks relate primarily to fixed bank deposits and interest-bearing financial liabilities.

At the reporting date, the interest rate profile of the Group's interest-bearing financial instruments, as reported to the management, was as follows:

	Group		Company	
	2024	2023	2024	2023
	S\$'000	S\$'000	S\$'000	S\$'000
<u>Fixed rate instruments</u>				
Fixed bank deposits	<b>1,436</b>	585	–	–
Loans and borrowings	<b>1,850</b>	3,110	<b>1,850</b>	3,110
<u>Variable rate instruments</u>				
Loans and borrowings	<b>14,710</b>	14,925	–	–

# NOTES TO FINANCIAL STATEMENTS

YEAR ENDED 30 JUNE 2024

**5 FINANCIAL INSTRUMENTS, FINANCIAL RISKS AND CAPITAL MANAGEMENT** (Continued)

**(c) Financial risk management policies and objectives** (Continued)

**Market risk** (Continued)

(ii) *Interest rate risk management* (Continued)

*Fair value sensitivity analysis for fixed rate instruments*

The Group does not account for any fixed rate financial assets and financial liabilities at fair value through profit or loss. Therefore, in respect of the fixed rate instruments, a change in interest rates at the reporting date would not affect profit or loss.

*Cash flow sensitivity analysis for variable rate instruments*

A change of 100 basis points in interest rates at the reporting date would have increased/ (decreased) the Group's results for the year by the amounts shown below. This analysis assumes that all other variables, in particular foreign currency exchange rates, remain constant.

	<b>Results for the year</b>	
	<b>100 bp increase S\$'000</b>	<b>100 bp decrease S\$'000</b>
<b>Group</b>		
<u>2024</u>		
Variable rate instruments – loans and borrowings	<b>(147)</b>	<b>147</b>
<u>2023</u>		
Variable rate instruments – loans and borrowings	(149)	149

**Company**

The Company's loss for the year and other comprehensive income are not affected by the changes in interest rates as the interest-bearing instruments carry fixed interest and are measured at amortised cost.

# NOTES TO FINANCIAL STATEMENTS

YEAR ENDED 30 JUNE 2024

## 5 FINANCIAL INSTRUMENTS, FINANCIAL RISKS AND CAPITAL MANAGEMENT (Continued)

### (c) *Financial risk management policies and objectives* (Continued)

#### **Credit risk**

##### (i) Overview of the Group's exposure to credit risk

Credit risk is the risk of financial loss to the Group if a customer or counterparty to a financial instrument fails to meet its contractual obligations, and arises principally from the Group's receivables from customers.

The carrying amounts of financial assets in the statements of financial position represent the Group and the Company's maximum exposures to credit risk, before taking into account any collateral held. The Group and the Company do not hold any collateral in respect of their financial assets.

Credit risk is controlled by the application of credit approvals, limits and monitoring procedures. Credit risk is minimised and monitored through limiting its associations to business partners with high creditworthiness. Trade receivables' payment profile and credit exposure are monitored on an ongoing basis through Group's management reporting procedures.

The Group's current credit risk grading framework comprises the following categories:

<b>Category</b>	<b>Description</b>	<b>Basis for recognising expected credit losses (ECL)</b>
Performing	The counterparty has a low risk of default and does not have any past-due amounts.	12-month ECL
Doubtful	Amount is >30 days past due or there has been a significant increase in credit risk since initial recognition.	Lifetime ECL – not credit-impaired
In default	Amount is >90 days past due or there is evidence indicating the asset is credit-impaired.	Lifetime ECL – credit-impaired
Write-off	There is evidence indicating that the debtor is in severe financial difficulty and the Group has no realistic prospect of recovery.	Amount is written off



# NOTES TO FINANCIAL STATEMENTS

YEAR ENDED 30 JUNE 2024

## 5 FINANCIAL INSTRUMENTS, FINANCIAL RISKS AND CAPITAL MANAGEMENT (Continued)

### (c) *Financial risk management policies and objectives* (Continued)

#### **Credit risk** (Continued)

##### (i) *Overview of the Group's exposure to credit risk* (Continued)

The tables below detail the credit quality of the Group's financial assets and other items, as well as maximum exposure to credit risk by credit risk rating grades:

	External credit rating	Internal credit rating	12-month or lifetime ECL	Gross carrying amount S\$'000	Loss allowance S\$'000	Net carrying amount S\$'000
<b>Group</b>						
<u>2024</u>						
Trade receivables	n.a.	(i)	Lifetime ECL (simplified approach)	1,092	(8)	1,084
Other receivables	n.a.	Performing	12m ECL	2,687	-	2,687
Amount due from an associate (Non-trade)	n.a.	Performing	12m ECL	268	(268)	-
					<u>(276)</u>	
<u>2023</u>						
Trade receivables	n.a.	(i)	Lifetime ECL (simplified approach)	1,579	(311)	1,268
Other receivables	n.a.	Performing	12m ECL	401	-	401
Amount due from an associate (Non-trade)	n.a.	Performing	12m ECL	268	(268)	-
					<u>(579)</u>	

# NOTES TO FINANCIAL STATEMENTS

YEAR ENDED 30 JUNE 2024

## 5 FINANCIAL INSTRUMENTS, FINANCIAL RISKS AND CAPITAL MANAGEMENT (Continued)

### (c) *Financial risk management policies and objectives* (Continued)

#### **Credit risk** (Continued)

##### (i) *Overview of the Group's exposure to credit risk* (Continued)

Company	External credit rating	Internal credit rating	12-month or lifetime ECL	Gross carrying amount S\$'000	Loss allowance S\$'000	Net carrying amount S\$'000
<u>2024</u>						
Trade receivables	n.a.	(i)	Lifetime ECL (simplified approach)	93	–	93
Other receivables	n.a.	Performing	12m ECL	1,942	–	1,942
Amounts due from subsidiaries (Non-current)	n.a.	Performing	12m ECL	16,967	–	16,967
Amounts due from subsidiaries (Current)	n.a.	Performing	12m ECL	11,942	–	11,942
					–	
<u>2023</u>						
Other receivables	n.a.	Performing	12m ECL	1,086	–	1,086
Amounts due from subsidiaries (Non-current)	n.a.	Performing	12m ECL	21,243	–	21,243
Amounts due from subsidiaries (Current)	n.a.	Performing	12m ECL	9,480	–	9,480
					–	

(i) For trade receivables, the Group has applied the simplified approach in SFRS(I) 9 to measure the loss allowance at lifetime ECL. The Group determines the expected credit losses on these items by using a provision matrix, estimated based on historical credit loss experience based on the past due status of the debtors, adjusted as appropriate to reflect current conditions and estimates of future economic conditions. Accordingly, the credit risk profile of these assets is presented based on their past due status in terms of the provision matrix.

The carrying amount of financial assets recorded in the financial statements, grossed up for any allowances for losses, represents the Group's maximum exposure to credit risk without taking into account of the value of any collateral obtained.

# NOTES TO FINANCIAL STATEMENTS

YEAR ENDED 30 JUNE 2024

## 5 FINANCIAL INSTRUMENTS, FINANCIAL RISKS AND CAPITAL MANAGEMENT (Continued)

### (c) *Financial risk management policies and objectives* (Continued)

#### **Credit risk** (Continued)

##### (ii) Credit risk management

###### *Trade and other receivables*

The Group's exposure to credit risk is influenced mainly by the individual characteristic of each customer. However, management also considers the demographics of the Group's customer base, including default risk associated with the industry and country in which customers operate, as these factors may have an influence on credit risk. Details of concentration of revenue are included in Note 23.

As at 30 June 2024, 93.3% (2023: 96.5%) of the Company's trade and other receivables comprised non-trade amounts due from subsidiaries. There are no concentration of credit risk of the Group's trade and other receivables as at 30 June 2024 and 2023.

The Group limits its exposure to credit risk from trade receivables by establishing maximum payment periods of 30 to 90 days for customers.

###### *Expected credit loss assessment for trade receivables as at 30 June 2024 and 2023*

The Group uses an allowance matrix to measure the lifetime ECLs of trade receivables. The provision rates are determined based on the Group's historical observed default rates over the past two years analysed in accordance to days past due from its customers.

The Group does not expect significant credit losses as at the end of the reporting period based on actual historical credit losses incurred.

	<b>Gross carrying amount S\$'000</b>	<b>Credit impaired</b>
<b>Group</b>		
<u>2024</u>		
Current	<b>728</b>	<b>No</b>
Past due < 30 days	<b>277</b>	<b>No</b>
Past due 31 to 90 days	<b>79</b>	<b>No</b>
	<b>1,084</b>	
<u>2023</u>		
Current	743	No
Past due < 30 days	327	No
Past due 31 to 90 days	198	No
	<b>1,268</b>	

# NOTES TO FINANCIAL STATEMENTS

YEAR ENDED 30 JUNE 2024

## 5 FINANCIAL INSTRUMENTS, FINANCIAL RISKS AND CAPITAL MANAGEMENT (Continued)

### (c) *Financial risk management policies and objectives* (Continued)

#### **Credit risk** (Continued)

##### (ii) *Credit risk management* (Continued)

*Expected credit loss assessment for trade receivables as at 30 June 2024 and 2023* (Continued)

The change in the allowance for impairment loss in respect of trade receivables during the year is as follows:

	<b>Group</b> <b>S\$'000</b>	<b>Company</b> <b>S\$'000</b>
At 1 July 2022	209	–
Loss allowance recognised	161	–
Loss allowance written off	(59)	–
At 30 June 2023	311	–
Loss allowance recognised	8	–
Loss allowance written off	(311)	–
At 30 June 2024	<b>8</b>	<b>–</b>

Except for the impaired receivables, no allowance for impairment loss is considered necessary in respect of the remaining receivables, including those receivables that are past due, as the Group believes that the amounts are still collectible, based on historical payment patterns and good credit records maintained by the customers.

#### *Non-trade amounts due from subsidiaries*

The Company held non-trade amounts due from subsidiaries of S\$28,909,000 (2023: S\$30,723,000). These balances are amounts extended to subsidiaries to satisfy funding requirements. Based on an assessment of qualitative and quantitative factors that are indicative of the risk of default (including but not limited to management accounts, cash flow projections, and applying experienced credit judgement), these exposures are considered to have low credit risk. Therefore, impairment on these balances has been measured on the 12-month expected credit loss basis; and the amount of the allowance is insignificant.

# NOTES TO FINANCIAL STATEMENTS

YEAR ENDED 30 JUNE 2024

## 5 FINANCIAL INSTRUMENTS, FINANCIAL RISKS AND CAPITAL MANAGEMENT (Continued)

### (c) *Financial risk management policies and objectives* (Continued)

#### **Credit risk** (Continued)

##### (ii) *Credit risk management* (Continued)

##### *Non-trade amount due from an associate*

The change in the allowance for impairment loss in respect of non-trade amount due from an associate during the year is as follows:

	<b>Group S\$'000</b>	<b>Company S\$'000</b>
At 1 July 2022	76	–
Loss allowance recognised	192	–
At 30 June 2023	268	–
Loss allowance recognised	–	–
At 30 June 2024	<b>268</b>	<b>–</b>

The Group held non-trade amount due from an associate of S\$268,000 (2023: S\$268,000). Based on an assessment of qualitative and quantitative factors that are indicative of the risk of default (including but not limited to management accounts, cash flow projections, and applying experienced credit judgement), full impairment has been recognised on the non-trade amount due from an associate.

##### *Cash and cash equivalents*

The Group and the Company held cash and cash equivalents of S\$7,977,000 (2023: S\$6,598,000) and S\$4,031,000 (2023: S\$2,609,000) respectively at 30 June 2024.

Impairment on cash and cash equivalents has been measured on the 12-month expected loss basis and reflects the short maturities of the exposures. The Group considers that its cash and cash equivalents have low credit risk based on the external credit ratings of the counterparties. The amount of the allowance on cash and cash equivalents is negligible.

# NOTES TO FINANCIAL STATEMENTS

YEAR ENDED 30 JUNE 2024

## 5 FINANCIAL INSTRUMENTS, FINANCIAL RISKS AND CAPITAL MANAGEMENT (Continued)

### (c) *Financial risk management policies and objectives* (Continued)

#### **Liquidity risk**

##### *Liquidity risk management*

Liquidity risk is the risk that the Group will encounter difficulty in meeting the obligations associated with its financial liabilities, that are settled by delivering cash or another financial asset, as and when they fall due. The Group's approach to managing liquidity is to ensure, as far as possible, that it will always have sufficient liquidity to meet its liabilities when due, under both normal and stressed conditions, without incurring unacceptable losses or risking damage to the Group's reputation.

The Group ensures that it has sufficient cash on demand to meet expected operational expenses deemed adequate by management to meet the Group's working capital requirements.

Management is of the opinion that the Group is able to meet their obligations for the next financial year as and when they fall due.

The financial statements have been prepared on the historical cost basis except as otherwise disclosed in the accounting policies.

The Group incurred a net loss of S\$1,349,000 (2023: net profit of S\$1,075,000) for the year ended 30 June 2024. As at 30 June 2024, the Group is in a net current liabilities position of S\$7,023,000 (2023: net current assets position of S\$3,554,000) and has net equity of S\$26,030,000 (2023: S\$33,420,000). The Group also has cash and cash equivalents amounting to S\$7,977,000 (2023: S\$6,598,000).

During the year ended 30 June 2024, one of the bank financial covenant requirements, which requires the maintenance of a Loan-to-Value ("LTV") ratio of the subsidiary not exceeding 50%, was breached.

Consequently, the non-current portion of this outstanding bank loan, amounting to S\$14,710,000, was reclassified to current liabilities as at 30 June 2024 in accordance with requirements of Singapore Financial Reporting Standards (International) 1-1 *Presentation of Financial Statements*. This resulted in the Group being in a net current liabilities position as at 30 June 2024.

On 27 September 2024, the Group obtained a waiver letter from the bank for the financial year ended 30 June 2024 granting an indulgence for the non-compliance. Accordingly, the outstanding bank loan, amounting to S\$14,710,000, was reclassified to non-current liabilities after the financial year ended 30 June 2024.



# NOTES TO FINANCIAL STATEMENTS

YEAR ENDED 30 JUNE 2024

## 5 FINANCIAL INSTRUMENTS, FINANCIAL RISKS AND CAPITAL MANAGEMENT (Continued)

### (c) *Financial risk management policies and objectives* (Continued)

#### *Liquidity risk* (Continued)

##### *Liquidity risk analysis*

##### Non-derivative financial liabilities

The following tables detail the remaining contractual maturity for non-derivative financial liabilities. The tables have been drawn up based on the undiscounted cash flows of financial liabilities based on the earliest date on which the Group and the Company can be required to pay.

	Weighted average effective interest rate %	On demand or within 1 year S\$'000	Within 2 to 5 years S\$'000	Adjustment S\$'000	Total S\$'000
<b>Group</b>					
<u>2024</u>					
Lease liabilities (fixed rate)	5.00	222	222	(7)	437
Loans and borrowings (variable rate)	5.99	20,433	–	(5,723)	14,710
Loans and borrowings (fixed rate)	2.45	1,291	594	(35)	1,850
Non-interest bearing	–	2,693	–	–	2,693
		<b>24,639</b>	<b>816</b>	<b>(5,765)</b>	<b>19,690</b>
<u>2023</u>					
Loans and borrowings (variable rate)	5.24	1,172	17,901	(4,148)	14,925
Loans and borrowings (fixed rate)	2.45	1,322	1,886	(98)	3,110
Non-interest bearing	–	3,315	–	–	3,315
		<b>5,809</b>	<b>19,787</b>	<b>(4,246)</b>	<b>21,350</b>
<b>Company</b>					
<u>2024</u>					
Loans and borrowings (fixed rate)	2.45	1,291	594	(35)	1,850
Non-interest bearing	–	8,707	–	–	8,707
		<b>9,998</b>	<b>594</b>	<b>(35)</b>	<b>10,557</b>
<u>2023</u>					
Loans and borrowings (fixed rate)	2.45	1,322	1,886	(98)	3,110
Non-interest bearing	–	6,772	–	–	6,772
		<b>8,094</b>	<b>1,886</b>	<b>(98)</b>	<b>9,882</b>

# NOTES TO FINANCIAL STATEMENTS

YEAR ENDED 30 JUNE 2024

## 5 FINANCIAL INSTRUMENTS, FINANCIAL RISKS AND CAPITAL MANAGEMENT (Continued)

### (d) Capital management policies and objectives

The Group manages its capital to ensure that entities in the Group will be able to continue as a going concern while maximising the return to stakeholders through the optimisation of the debt and equity balance. The Group's overall strategy remains unchanged from prior year.

The capital structure of the Group consists of debts comprising of loans and borrowings (Note 18), amounts due to non-controlling interests (Note 19) and equity attributable to owners of the Company comprising of issued share capital (Note 14) and reserves (Note 15).

The Group seeks to maintain a balance between the higher returns that might be possible with higher levels of borrowings and the advantages and security afforded by a sound capital position. The Group monitors capital using an adjusted net debt to equity ratio.

The Group's gearing ratio at the end of the reporting period was as follows:

	<b>2024</b>	<b>2023</b>
	<b>S\$'000</b>	<b>S\$'000</b>
Total liabilities <sup>^</sup>	<b>17,328</b>	19,218
Less: cash and cash equivalents	<b>(7,977)</b>	(6,598)
Net debt	<b>9,351</b>	12,620
Total equity	<b>26,030</b>	33,420
Adjusted net debt to adjusted equity ratio	<b>0.36</b>	0.38

<sup>^</sup> Excludes income tax payable, deferred tax liabilities, lease liabilities and trade and other payables

There were no changes in the Group's and Company's approach to capital management during the year. The Group and Company are subject to externally imposed capital requirements for the financial years ended 30 June 2024 and 2023.

# NOTES TO FINANCIAL STATEMENTS

YEAR ENDED 30 JUNE 2024

## 5 FINANCIAL INSTRUMENTS, FINANCIAL RISKS AND CAPITAL MANAGEMENT (Continued)

### (e) Fair value of financial assets and financial liabilities

Fair value of the Group's financial assets that are measured at fair value on a recurring basis.

#### Group and Company

Some of the Group and Company's financial assets and financial liabilities are measured at fair value as at each reporting date. The following table gives information about how the fair values of these financial assets and financial liabilities are determined (in particular, the valuation technique(s) and inputs used).

Financial asset	Fair value as at (S\$'000)				Fair value hierarchy	Valuation technique(s) and key input(s)	Significant unobservable input(s)	Relationship of unobservable inputs to fair value
	2024		2023					
	Assets	Liabilities	Assets	Liabilities				
<i>Financial assets at fair value through profit or loss:</i>								
Investment in unquoted fund investments*	259	-	380	-	Level 3	The fair value of the unquoted investments funds is based on the net assets from their latest available management accounts	Net asset values of underlying fund investment	The estimated fair value would increase/ (decrease) if net assets value of underlying funds was higher/ (lower)

\* Other investments relate to investments in unquoted investment funds and unquoted equity securities. There is no quoted market price available for other investments.

#### *Reconciliation of Level 3 fair value measurements*

	<b>Other investment S\$'000</b>
<b>Group and Company</b>	
<u>2024</u>	
Opening balance	380
Fair value loss for the year	(117)
Return of capital from unquoted fund investments	(4)
Closing balance	<b>259</b>
<u>2023</u>	
Opening balance and closing balance	<b>380</b>

# NOTES TO FINANCIAL STATEMENTS

YEAR ENDED 30 JUNE 2024

## 5 FINANCIAL INSTRUMENTS, FINANCIAL RISKS AND CAPITAL MANAGEMENT (Continued)

### (e) *Fair value of financial assets and financial liabilities* (Continued)

#### *Sensitivity analysis*

For the Group's and the Company's investment in unquoted investment funds, a 10% increase in the net asset values of the underlying funds would have decreased the Group's and the Company's loss by approximately S\$26,000 (2023: S\$38,000). An equal change in the opposite direction would have increased the Group's and the Company's loss by the same amount.

#### **Fair value of the Group's financial assets and financial liabilities that are not measured at fair value on a recurring basis (but fair value disclosures are required)**

Management considers that the carrying amounts of financial assets and financial liabilities recorded at amortised cost in the financial statements approximate their fair values, unless otherwise stated in the respective notes to the financial statements.

#### (i) Non-current loans and borrowings

The carrying amounts of variable interest-bearing loans, which are repriced within 3 months from the reporting date, reflect the corresponding fair values.

#### (ii) Other financial assets and financial liabilities

The carrying amounts of other financial assets and financial liabilities with a maturity of less than one year (including other receivables, cash and cash equivalents, loans and borrowings and trade and other payables) are assumed to approximate their fair values because of the short period to maturity. The fair values of other classes of financial assets and financial liabilities are disclosed in the respective notes to financial statements.

#### (iii) Transfer between levels

The fair value of an asset to be transferred between levels is determined as of the date of the event or change in circumstances that caused the transfer.

#### (iv) Transfer between fair values hierarchies

There is no transfer between the fair value hierarchies during the financial year.

# NOTES TO FINANCIAL STATEMENTS

YEAR ENDED 30 JUNE 2024

## 6 PROPERTY, PLANT AND EQUIPMENT

	Freehold land S\$'000	Hotel property S\$'000	Vessels S\$'000	Dry-docking expenditures S\$'000	Renovations S\$'000	Furniture and fittings S\$'000	Computer equipment S\$'000	Plant and machinery S\$'000	Total S\$'000
<b>Group Cost:</b>									
At 1 July 2022	16,421	14,834	18,594	2,709	2,827	563	210	11	56,169
Additions	-	-	-	694	20	5	24	50	793
Written off	-	-	-	-	-	(6)	(4)	-	(10)
Effect of movement in exchange rates	(1,352)	(1,281)	-	-	(215)	(44)	(8)	-	(2,900)
At 30 June 2023	15,069	13,553	18,594	3,403	2,632	518	222	61	54,052
Additions	-	-	-	792	94	6	15	246	1,153
Written off	-	-	-	-	(194)	-	(14)	-	(208)
Disposal of subsidiaries (Note 8)	-	-	(18,594)	(4,195)	-	-	-	-	(22,789)
Effect of movement in exchange rates	(133)	(131)	-	-	(18)	(4)	(1)	-	(287)
At 30 June 2024	<b>14,936</b>	<b>13,422</b>	-	-	<b>2,514</b>	<b>520</b>	<b>222</b>	<b>307</b>	<b>31,921</b>
<b>Accumulated depreciation:</b>									
At 1 July 2022	-	1,044	8,600	2,529	857	416	191	3	13,640
Depreciation for the year	-	262	750	341	167	87	11	3	1,621
Written off	-	-	-	-	-	(3)	(5)	-	(8)
Effect of movement in exchange rates	-	(93)	-	-	(58)	(30)	(3)	(1)	(185)
At 30 June 2023	-	1,213	9,350	2,870	966	470	194	5	15,068
Depreciation for the year	-	268	750	547	178	42	14	11	1,810
Written off	-	-	-	-	(194)	-	(14)	-	(208)
Disposal of subsidiaries (Note 8)	-	-	(10,100)	(3,417)	-	-	-	-	(13,517)
Effect of movement in exchange rates	-	(11)	-	-	(7)	(4)	(1)	-	(23)
At 30 June 2024	-	<b>1,470</b>	-	-	<b>943</b>	<b>508</b>	<b>193</b>	<b>16</b>	<b>3,130</b>
<b>Impairment:</b>									
At 1 July 2022 and 30 June 2023	-	-	-	-	-	-	-	-	-
Impairment loss for the year	895	754	-	-	91	-	-	18	1,758
Effect of movement in exchange rates	1	-	-	-	-	-	-	-	1
At 30 June 2024	<b>896</b>	<b>754</b>	-	-	<b>91</b>	-	-	<b>18</b>	<b>1,759</b>
<b>Carrying amounts:</b>									
At 30 June 2023	15,069	12,340	9,244	533	1,666	48	28	56	38,984
At 30 June 2024	<b>14,040</b>	<b>11,198</b>	-	-	<b>1,480</b>	<b>12</b>	<b>29</b>	<b>273</b>	<b>27,032</b>

# NOTES TO FINANCIAL STATEMENTS

YEAR ENDED 30 JUNE 2024

## 6 PROPERTY, PLANT AND EQUIPMENT (Continued)

### *Impairment assessment for hotel property*

Management has engaged external valuer to assess the recoverable amount of the hotel property which is determined based on income approach (2023: income approach). The key assumptions used in the income approach are discount rate of 8.00% and capitalisation rate of 6.00% (2023: discount rate of 8.00% and capitalisation rate of 6.00%).

The Group conducted an impairment review of their cash-generating unit – the hotel property, where indications of impairment were noted. The carrying value of the hotel property comprises the freehold land, building, renovation and plant and machinery. Consequently, the Group had recognised an impairment loss of S\$1,758,000 due to management forecasting a lower average daily rate to incorporate current market conditions.

The impairment review of the Group's hotel property is based on its recoverable amount which is measured at fair value less cost of disposal categorised within Level 3 of the fair value hierarchy. There has been no change to the valuation technique during the year.

The impairment loss recognised on the hotel property had resulted to a non-compliance to one of the financial covenants of the subsidiary's borrowings as disclosed in Note 18.

	<b>Computer equipment S\$'000</b>
<b>Company</b>	
<b>Cost:</b>	
At 1 July 2021, 30 June 2022 and 30 June 2023	11
Written off	(2)
At 30 June 2024	<b>9</b>
<b>Accumulated depreciation:</b>	
At 1 July 2022	8
Depreciation for the year	2
At 30 June 2023	10
Depreciation for the year	1
Written off	(2)
At 30 June 2024	<b>9</b>
<b>Carrying amounts:</b>	
At 30 June 2023	1
At 30 June 2024	<b>-</b>

(i) Depreciation for the year is allocated as follows:

	<b>Group</b>	
	<b>2024 S\$'000</b>	<b>2023 S\$'000</b>
Cost of sales (under discontinued operations)	<b>1,297</b>	1,091
Administrative expenses	<b>513</b>	530
	<b>1,810</b>	1,621

(ii) The hotel property and freehold land, with net carrying amount of S\$25,238,000 (2023: S\$27,409,000) is pledged to a bank as a first legal charge over the Group's hotel property to secure term loan facilities (Note 18).



# NOTES TO FINANCIAL STATEMENTS

YEAR ENDED 30 JUNE 2024

## 7 GOODWILL AND INTANGIBLE ASSETS

	Software S\$'000	Goodwill S\$'000	Trademark S\$'000	Total S\$'000
<b>Group</b>				
<b>Cost:</b>				
At 1 July 2022	287	1,167	6,052	7,506
Additions	–	–	43	43
Disposal	–	–	(95)	(95)
At 30 June 2023	287	1,167	6,000	7,454
Write-down	–	–	(1,503)	(1,503)
Disposal of subsidiaries	–	(1,167)	–	(1,167)
At 30 June 2024	<b>287</b>	<b>–</b>	<b>4,497</b>	<b>4,784</b>
<b>Accumulated amortisation:</b>				
At 1 July 2022	287	–	–	287
Amortisation for the year	–*	–	–	–*
At 30 June 2023 and 30 June 2024	<b>287</b>	<b>–</b>	<b>–</b>	<b>287</b>
<b>Accumulated impairment loss:</b>				
At 1 July 2022	–	–	–	–
Impairment for the year	–	764	–	764
At 30 June 2023	–	764	–	764
Impairment for the year	–	403	–	403
Disposal of subsidiaries	–	(1,167)	–	(1,167)
At 30 June 2024	<b>–</b>	<b>–</b>	<b>–</b>	<b>–</b>
<b>Carrying amounts:</b>				
At 30 June 2023	–	403	6,000	6,403
At 30 June 2024	<b>–</b>	<b>–</b>	<b>4,497</b>	<b>4,497</b>

\* Amount less than S\$1,000.

### (i) Goodwill

Goodwill acquired in a business combination is allocated to the cash generating units (CGUs) that are expected to benefit from the business combination. The carrying amount of goodwill allocated to each CGU are as follows:

	Group	
	2024 S\$'000	2023 S\$'000
<b>Cash-generating units</b>		
GMT Bravo Pte. Ltd.	–	–
GMT Charlie Pte. Ltd.	–	403
	<b>–</b>	<b>403</b>

# NOTES TO FINANCIAL STATEMENTS

YEAR ENDED 30 JUNE 2024

## 7 GOODWILL AND INTANGIBLE ASSETS (Continued)

### (i) Goodwill (Continued)

Each of these individually owns a vessel and leases the vessel to their non-controlling interests' subsidiary on a short-term bareboat charter arrangement. The goodwill was derecognised as a result of the disposal of GMT Bravo Pte. Ltd. and GMT Charlie Pte. Ltd. on 28 June 2024 (Note 8).

#### *Impairment assessment*

In 2023, management has carried out a review of impairment of goodwill and vessels in accordance with SFRS (I) 1-36 *Impairment of Assets* to determine if there are any indications that the goodwill and vessels have suffered an impairment loss by comparing the carrying amounts to the recoverable amounts of the goodwill and vessels. The recoverable amounts of these vessels are determined based on their value-in-use.

The recoverable amounts of the CGUs are determined from value-in-use calculations, using future cash-flow projections derived from the cash flow projection approved by management. The key assumptions used in the calculation of recoverable amounts are as following:

	Growth rates		Pre-tax discount rate	
	2024	2023	2024	2023
	%	%	%	%
GMT Bravo Pte. Ltd.	-	1.2	-	11.2
GMT Charlie Pte. Ltd.	-	1.2	-	11.2

The value-in-use calculation uses cash flow projections over the remaining life of the vessels and the projected residual value of the vessels at the end of their useful life respectively.

A pre-tax discount rate was adopted for the calculation of value-in-use. The pre-tax discount rate was determined based on the risk-free rate adjusted for a market risk premium to reflect market risks specific to the respective CGU.

During the year, an impairment loss of S\$403,000 (2023: S\$764,000) on goodwill was recorded. This resulted from a review of the recoverable amount, which was determined based on the fair value less costs of disposal following an unsolicited offer received from the CGUs of S\$4,591,000. The recoverable amount was lower than the carrying amount of the net assets of GMT Bravo Pte. Ltd. and GMT Charlie Pte. Ltd. ("GMT Group"), (2023: a lower growth rate and a higher pre-tax discount rate used in the value-in-use calculation).

Goodwill has been fully derecognised as a result of the disposal of GMT Group on 28 June 2024.

# NOTES TO FINANCIAL STATEMENTS

YEAR ENDED 30 JUNE 2024

## 7 GOODWILL AND INTANGIBLE ASSETS (Continued)

### (ii) Trademark rights

The Group holds the trademark rights to the hotel brand name “Travelodge” in certain countries within the Asia Pacific region for services relating to the management of hotels and serviced apartments, operation of hotels and serviced apartments and associated sales, marketing, reservations and booking services and the provision of conference rooms.

During the year, an amount of S\$1,503,000 was written-down as realisation of future economic benefits relating to a portion of the trademark rights became uncertain.

The Group assessed and concluded that these trademark rights are indefinite life intangible assets as there is no foreseeable limit to the Group’s ability to use the trademark right to generate cash inflows for the Group.

#### *Impairment assessment*

The trademark rights are part of the hospitality segment (“Hotel Development CGU”). The carrying amount of the trademark rights (as part of the Hotel Development CGU) is assessed for impairment annually.

The recoverable amount of the Hotel Development CGU is determined based on value-in-use calculation, using future cash-flow projections derived from the cash flow projection approved by management for the next 5 years (2023: 5 years). The key assumptions used in value-in-use calculations are:

	<b>2024</b>	<b>2023</b>
	%	%
Average growth in number of rooms	<b>10</b>	9
Average room occupancy rate	<b>62 to 91</b>	32 to 95
Pre-tax discount rates	<b>10 to 12</b>	10 to 12
Terminal growth rate	<b>3</b>	3

The cash flow projections are based on the cash flows expected to be derived from the contractual hotel management, franchise and license agreements established with local partners in certain countries within the Asia Pacific region.

A pre-tax discount rate was adopted for the calculation of value-in-use. The pre-tax discount rate is determined based on a risk-free rate adjusted for a market risk premium to reflect market risks and the risks specific to the trademark rights. The long-term terminal growth rates have been determined based on the average real GDP rates for the countries in which the trademark rights are expected to be utilised.

#### *Sensitivity to change in assumptions*

The Group believes that any reasonably possible change to the key assumptions above is unlikely to cause the recoverable amount of trademark rights to be materially lower than its carrying amount.

# NOTES TO FINANCIAL STATEMENTS

YEAR ENDED 30 JUNE 2024

## 8 SUBSIDIARIES

	Company	
	2024 S\$'000	2023 S\$'000
Unquoted equity shares, at cost	<b>8,300</b>	8,300

Details of the Group's subsidiaries as at 30 June 2024 are as follows:

Name of subsidiary	Country of incorporation	Proportion of ownership interest		Principal activity
		2024 %	2023 %	
<b>Held by the Company</b>				
ICP Asset Management Pte. Ltd. <sup>(1)</sup>	Singapore	100	100	Management consultancy
ICP Marine Pte. Ltd. <sup>(1)</sup>	Singapore	100	100	Investment holding
Paragon Holdings Pte. Ltd. <sup>(1)</sup>	Singapore	100	100	Investment holding
AceA Resources Pte. Ltd. <sup>(1)</sup>	Singapore	100	100	Investment holding
Travelodge Hotels Asia (IP) Pte. Ltd. <sup>(1)</sup>	Singapore	100	100	Investment holding and ownership of trademark rights
Travelodge Hotels (Asia) Pte. Ltd. <sup>(2)</sup>	Singapore	100	100	Hospitality services
Midscale Hotel Investments Pte. Ltd. <sup>(1)</sup>	Singapore	100	100	Investment Holding
<b>Held by ICP Marine Pte. Ltd.</b>				
GMT Bravo Pte. Ltd. <sup>(6)</sup>	Singapore	–	51	Vessel ownership and provider of leasing services
GMT Charlie Pte. Ltd. <sup>(6)</sup>	Singapore	–	51	Vessel ownership and provider of leasing services
<b>Held by Travelodge Hotels Asia (IP) Pte. Ltd.</b>				
Travelodge (IP) Pty Limited <sup>(4)</sup>	Australia	100	100	Investment holding
Tu Jin Hotels (IP) Pte. Ltd. <sup>(1)</sup>	Singapore	100	100	Investment holding
Travelodge Hotels India (IP) Pte. Ltd. <sup>(1)</sup>	Singapore	100	100	Investment holding
<b>Held by Travelodge Hotels (Asia) Pte. Ltd.</b>				
Tu Jin Hotels Pte. Ltd. <sup>(1)</sup>	Singapore	100	100	Hospitality services
TVL Hotels Asia (Kuala Lumpur) Sdn. Bhd. <sup>(4)</sup>	Malaysia	100	100	Hospitality services
<b>Held by Tu Jin Hotels Pte. Ltd.</b>				
Tu Jin (Ningbo) Hotel Management Co Ltd <sup>(4)</sup>	China	100	100	Hospitality services
<b>Held by Midscale Hotel Investments Pte. Ltd.</b>				
MHI HK 1 Pte. Ltd. <sup>(1)</sup>	Singapore	100	100	Investment holding
MHI MY 1 Pte. Ltd. <sup>(1)(5)</sup>	Singapore	90.7	84.9	Investment holding
MHI SG 1 Pte. Ltd. <sup>(1)</sup>	Singapore	100	100	Investment holding
<b>Held by MHI SG 1 Pte. Ltd.</b>				
TVL Hotels Japan G.K. <sup>(4)</sup>	Japan	100	100	Hospitality services
<b>Held by MHI MY 1 Pte. Ltd.</b>				
MHI MY 1 Sdn. Bhd. <sup>(3)(5)</sup>	Malaysia	90.7	84.9	Hospitality services
<b>Held by MHI MY 1 Sdn. Bhd.</b>				
Geo Hotel Sdn. Bhd. <sup>(4)(5)</sup>	Malaysia	90.7	84.9	Hospitality services

Notes:

<sup>(1)</sup> Exempt from audit under Companies Act 1967.

<sup>(2)</sup> Audited by Deloitte & Touche LLP, Singapore.

<sup>(3)</sup> Audited by other member firms of Deloitte & Touche Tohmatsu Limited.

<sup>(4)</sup> Not audited as it is immaterial. The unaudited management financial statements as at 30 June 2024 have been used for consolidated purpose.

<sup>(5)</sup> The proportion of voting power held by the Group for the financial years ended 30 June 2024 and 2023 was 100%.

<sup>(6)</sup> The subsidiaries were disposed of during the financial year ended 30 June 2024.

# NOTES TO FINANCIAL STATEMENTS

YEAR ENDED 30 JUNE 2024

**8 SUBSIDIARIES** (Continued)

Principal activities	Place of incorporation and operation	Number of wholly owned subsidiaries	
		2024	2023
Hospitality services	Singapore	2	2
	China	1	1
	Malaysia	1	1
	Japan	1	1
Investment holding	Singapore	8	8
	Australia	1	1
Investment holding and ownership of trademark rights	Singapore	1	1
Management consultancy	Singapore	1	1
		<b>16</b>	<b>16</b>

Principal activities	Place of incorporation and operation	Number of non-wholly owned subsidiaries	
		2024	2023
Hospitality services	Malaysia	2	2
Investment holding	Singapore	1	1
Vessel ownership and provider of leasing services	Singapore	–	2
		<b>3</b>	<b>5</b>

Disposal of subsidiaries

On 28 June 2024, the Group disposed of its partially-owned subsidiaries, GMT Bravo Pte. Ltd. and GMT Charlie Pte. Ltd., which are in the vessels chartering business, to a non-related party.

The net assets of the GMT Group at the date of disposal were as follows:

	2024 S\$'000
<b>Non-current asset</b>	
Property, plant and equipment	9,272
<b>Current assets</b>	
Trade and other receivables	3
Cash and cash equivalents	1,918
<b>Non-current liability</b>	
Deferred tax liability	(1,333)
<b>Current liabilities</b>	
Trade and other payables	(120)
Current tax liabilities	(91)
Net assets disposed of	<b>9,649</b>

# NOTES TO FINANCIAL STATEMENTS

YEAR ENDED 30 JUNE 2024

## 8 SUBSIDIARIES (Continued)

### Disposal of subsidiaries (Continued)

	2024 S\$'000
<u>Consideration</u>	
Cash consideration received	2,224
Deferred consideration	2,367
Total consideration	<u>4,591</u>
	2024 S\$'000
<u>Loss on disposal</u>	
Total consideration	4,591
Net assets derecognised	(9,649)
Non-controlling interest derecognised	4,733
Loss on disposal	<u>(325)</u>

The loss on disposal is included in the profit for the year from discontinued operations (Note 27).

	2024 S\$'000
<u>Net cash inflow arising on disposal</u>	
Cash consideration received	2,224
Less: Cash and cash equivalents disposed of	(1,918)
	<u>306</u>

The deferred consideration will be settled in cash by the acquirer no later than one month after the date of completion. Subsequent to the reporting period, the amount of S\$2,367,000 was received.

The impact of the GMT Group on the Group's results and cash flows in the current and prior periods is disclosed in Note 27.



# NOTES TO FINANCIAL STATEMENTS

YEAR ENDED 30 JUNE 2024

## 9 ASSOCIATES AND JOINT VENTURE

	Group	
	2024 S\$'000	2023 S\$'000
Investment in associates	1,603	1,941
Investment in joint venture	40	36
	<b>1,643</b>	<b>1,977</b>
Movement in carrying value:		
Balance at beginning of the year	1,977	20
Investment in associates	–	2,066
Redemption of preference shares in an associate	(138)	–
Share of results of associates and joint venture, net of tax	(108)	2
Dividend received	(70)	(30)
Foreign exchange adjustments	(18)	(81)
Balance at end of the year	<b>1,643</b>	<b>1,977</b>
Carrying value comprising:		
Cost of investment in associates and joint venture	1,932	2,070
Share of post-acquisition results, net of dividend received	(289)	(93)
	<b>1,643</b>	<b>1,977</b>

Details of the Group's associates as at 30 June 2024 are as follows:

Name of associates	Place of incorporation and operation	Proportion of ownership interest		Principal activity
		2024 %	2023 %	
Robust Century Ltd <sup>(i)</sup> ("Robust Century")	Cayman Islands	<b>2</b>	2	Management and operation of hotels
Murray Investments Holdings Pte. Ltd. ("Murray") <sup>(ii)</sup>	Singapore	<b>5</b>	5	Investment holding

<sup>(i)</sup> The Group has the ability to exercise its 25% voting power through the Board of Directors of Robust Century. All financial and operating policies of Robust Century are determined by its Board of Directors. On this basis, the Group has assessed that it has significant influence over Robust Century, notwithstanding the Group's equity interest of 2% in Robust Century.

<sup>(ii)</sup> The Group has the ability to exercise its 33.3% voting power through the Board of Directors of Murray. The quorum at a Board meeting shall be two Directors present at the time when the relevant business is transacted, including at least one Director representing the Group. All financial and operating policies are determined by its Board of Directors. On this basis, the Group has assessed that it has significant influence over Murray, notwithstanding the Group's equity interest of 5% in Murray.

# NOTES TO FINANCIAL STATEMENTS

YEAR ENDED 30 JUNE 2024

## 9 ASSOCIATES AND JOINT VENTURE (Continued)

Details of the Group's joint venture as at 30 June 2024 are as follows:

Name of joint venture	Place of incorporation and operation	Proportion of ownership interest		Principal activity
		2024	2023	
		%	%	
Travelodge (Thailand) Co., Ltd.	Thailand	<b>20</b>	20	Management and operation of hotels

The Group has the ability to exercise joint control over the financial and operating policies through the Board of Travelodge (Thailand) Co., Ltd. On this basis, the Group classified its investment in Travelodge (Thailand) Co., Ltd. as a joint venture.

The financial information of the associates and joint venture were not presented as the investments in the associates and the joint venture are immaterial to the Group.

## 10 OTHER INVESTMENTS

	Note	Group		Company	
		2024 S\$'000	2023 S\$'000	2024 S\$'000	2023 S\$'000
Unquoted equity securities – FVOCI		–	–	–	–
Unquoted fund investments – FVTPL	5	<b>259</b>	380	<b>259</b>	380

### Unquoted equity securities

Unquoted equity securities relate to the Group's investment in Tiaro Coal Ltd. ("Tiaro") and Paragon Coal Pty. Ltd. ("Paragon") companies in the business of exploration of coal, which Group intends to hold for long-term strategic purposes. In the previous years, the Group assessed the recoverability of the investments in Tiaro and Paragon to be S\$Nil and had written down their carrying amounts to S\$Nil. Accordingly, as at 30 June 2024 and 2023, management assessed the fair value of these investments to be S\$Nil.

### Unquoted fund investments

In the current year, the Group recognised a fair value loss of S\$117,000 (2023: S\$Nil) on the investment in unquoted fund investments as the net asset values of the underlying fund investments decreased.

The Group's and Company's exposure to market risk and fair value measurement related to other investments is disclosed in Note 5.

# NOTES TO FINANCIAL STATEMENTS

YEAR ENDED 30 JUNE 2024

**11 TRADE AND OTHER RECEIVABLES**

	Group		Company	
	2024 S\$'000	2023 S\$'000	2024 S\$'000	2023 S\$'000
<b>Non-current:</b>				
Non-trade amounts due from subsidiaries <sup>(b)</sup>	-	-	<b>16,967</b>	21,243
Non-trade amount due from an associate <sup>(a)</sup>	<b>268</b>	268	-	-
Loss allowance	<b>(268)</b>	(268)	-	-
	-	-	-	-
	-	-	<b>16,967</b>	21,243
<b>Current:</b>				
Trade receivables	<b>1,092</b>	1,579	<b>93</b>	-
Loss allowance	<b>(8)</b>	(311)	-	-
	<b>1,084</b>	1,268	<b>93</b>	-
Non-trade amounts due from subsidiaries		-	<b>11,942</b>	9,480
Deposits	<b>142</b>	227	<b>6</b>	6
Other receivables	<b>2,545</b>	174	<b>1,936</b>	1,080
Trade and other receivables	<b>3,771</b>	1,669	<b>13,977</b>	10,566
Prepayments	<b>103</b>	134	<b>27</b>	27
	<b>3,874</b>	1,803	<b>14,004</b>	10,593

As at 1 July 2022, trade receivables from contracts with customers amounted to S\$1,230,000 (net of loss allowance of S\$209,000).

- (a) Non-trade amount due from an associate is unsecured, non-interest bearing and repayable on demand. Amount due from an associate has been classified as non-current assets as the Company does not expect for repayment within 12 months after the reporting date.
- (b) Amounts due from subsidiaries are non-trade related, unsecured, non-interest bearing, and repayable on demand. Amounts due from subsidiaries have been classified as non-current assets as the Company does not expect for repayment within 12 months after the reporting date.

The Group's and Company's exposure to credit risks, currency risks and impairment losses related to trade and other receivables is disclosed in Note 5.

Trade receivables are non-interest bearing and are generally on 30 to 90 days (2023: 30 to 90 days) credit term. They are recognised at their original invoice amounts which represent their fair values on initial recognition.

There has been no change in the estimation techniques or significant assumptions made during the financial year.

# NOTES TO FINANCIAL STATEMENTS

YEAR ENDED 30 JUNE 2024

## 12 RIGHT-OF-USE ASSETS (GROUP AS A LESSEE)

The Group leases office with an average lease term of 1 to 3 years (2023: 1 to 3 years).

	<b>Office rental S\$'000</b>
<b>Group</b>	
<b>Cost:</b>	
At 1 July 2022	661
Additions	50
At 30 June 2023	711
Additions	650
Written off	(711)
At 30 June 2024	<b>650</b>
<b>Accumulated depreciation:</b>	
At 1 July 2022	518
Charge for the year	193
At 30 June 2023	711
Charge for the year	217
Written off	(711)
At 30 June 2024	<b>217</b>
<b>Carrying amount:</b>	
At 30 June 2023	–
At 30 June 2024	<b>433</b>

## 13 CASH AND CASH EQUIVALENTS

	<b>Group</b>		<b>Company</b>	
	<b>2024 S\$'000</b>	<b>2023 S\$'000</b>	<b>2024 S\$'000</b>	<b>2023 S\$'000</b>
Cash and bank balances	<b>6,541</b>	6,013	<b>4,031</b>	2,609
Fixed deposits	<b>1,436</b>	585	–	–
Cash and cash equivalents in the statements of financial position	<b>7,977</b>	6,598	<b>4,031</b>	2,609
Fixed deposits with tenor of more than 3 months placed with financial institutions	<b>(1,436)</b>	(585)		
Cash and cash equivalents in the consolidated statement of cash flows	<b>6,541</b>	6,013		

The weighted average effective interest rates per annum relating to fixed deposits at the reporting date for the Group was 2.55% (2023: 2.15%) per annum.

Fixed deposits pledged represents bank balances of certain subsidiaries pledged as security to obtain credit facilities (Note 18).

# NOTES TO FINANCIAL STATEMENTS

YEAR ENDED 30 JUNE 2024

**14 SHARE CAPITAL**

	Group and Company			
	2024	2023	2024	2023
	Number of ordinary shares		S\$'000	
	('000)		S\$'000	S\$'000
<i>Issued and fully paid ordinary shares, with no par value</i>				
At the beginning of the financial year	<b>3,332,944</b>	3,111,689	<b>36,618</b>	34,626
Issuance of share capital	-	221,255	-	1,992
At the end of the financial year	<b>3,332,944</b>	3,332,944	<b>36,618</b>	36,618

All issued shares are fully paid, with no par value.

The holders of ordinary shares are entitled to receive dividends as declared from time to time and are entitled to one vote per share at meetings of the Company. All shares rank equally with regard to the Company's residual assets.

**15 RESERVES**

	Group		Company	
	2024	2023	2024	2023
	S\$'000	S\$'000	S\$'000	S\$'000
Foreign currency translation reserve	<b>(1,523)</b>	(1,395)	-	-
Share option reserve	<b>64</b>	-	<b>64</b>	-
Other reserve	<b>(1,763)</b>	(1,338)	-	-
Accumulated losses	<b>(8,029)</b>	(6,650)	<b>(3,678)</b>	(3,374)
	<b>(11,251)</b>	(9,383)	<b>(3,614)</b>	(3,374)

*Foreign currency translation reserve*

Foreign currency translation reserve comprises all foreign currency differences arising from the translation of the financial statements of foreign operations.

*Share option reserve*

Share option reserve arises on the grant of share options to employees under the employee share option plan. Further information about share-based payments to employees is set in Note 17.

*Other reserve*

Other reserve represents the goodwill arising from the acquisition of subsidiaries prior to 1 January 2001 and effects of changes in ownership interests in subsidiaries when there is no change in control, recognised directly to equity.

# NOTES TO FINANCIAL STATEMENTS

YEAR ENDED 30 JUNE 2024

## 16 NON-CONTROLLING INTERESTS

The following subsidiaries have non-controlling interests ("NCI").

Name	Principal places of business/ Country of incorporation	Effective equity interest held by NCI	
		2024 %	2023 %
GMT Bravo Pte. Ltd. ("GMT Bravo")	Singapore	–	49
GMT Charlie Pte. Ltd. ("GMT Charlie")	Singapore	–	49
MHI MY 1 Pte. Ltd.	Singapore	<b>9.3</b>	15.1
MHI MY 1 Sdn. Bhd.	Malaysia	<b>9.3</b>	15.1
Geo Hotel Sdn. Bhd.	Malaysia	<b>9.3</b>	15.1

The following table summarised the financial information for each of the above subsidiaries based on their respective financial statements and are prepared in accordance with SFRS(I), modified for fair value adjustments on acquisition and differences in the Group's accounting policies, where applicable.

	MHI MY 1 Sdn. Bhd. S\$'000	Other immaterial subsidiaries S\$'000	Total S\$'000
Percentage of ownership by NCI	9.3%	9.3%	
<b>2024</b>			
Revenue	1,946	–	
Loss for the year	(1,157)	(87)	
Other comprehensive loss	–	(129)	
Total comprehensive loss	(1,157)	(216)	
Attributable to NCI:			
– Loss for the year	(136)	(11)	(147)*
– Total comprehensive loss	(136)	(23)	(159)*
Non-current assets	27,600	19,334	
Current assets	2,201	2,961	
Non-current liabilities	–	–	
Current liabilities	(38,107)	(6,833)	
Net (liabilities)/assets	(8,306)	15,462	
Net (liabilities)/assets attributable to NCI	(770)	1,433	663
Cash flows from operating activities	1,539	218	
Cash flows used in investing activities	(1,129)	–	
Cash flows used in financing activities	(84)	(408)	
Net increase/(decrease) in cash and cash equivalents	326	(190)	

\* The profit for the year attributable to NCI by disposed subsidiaries, GMT Bravo and GMT Charlie, amount to S\$113,000 and S\$64,000 respectively. There is Nil comprehensive income attributable to NCI from the disposed subsidiaries. After including the profit from GMT Bravo and GMT Charlie, the total profit and comprehensive income attributable to NCI amount to S\$30,000 and S\$18,000 respectively.



# NOTES TO FINANCIAL STATEMENTS

YEAR ENDED 30 JUNE 2024

**16 NON-CONTROLLING INTERESTS** (Continued)

	<b>GMT Bravo S\$'000</b>	<b>GMT Charlie S\$'000</b>	<b>MHI MY 1 Sdn.Bhd. S\$'000</b>	<b>Other immaterial subsidiaries S\$'000</b>	<b>Total S\$'000</b>
Percentage of ownership by NCI	49%	49%	15.1%	15.1%	
<b>2023</b>					
Revenue	855	954	1,517	–	
Profit/(Loss) for the year	215	303	(791)	(120)	
Other comprehensive loss	–	–	–	(292)	
Total comprehensive income/(loss)	215	303	(791)	(412)	
Attributable to NCI:					
– Profit/(Loss) for the year	106	148	(207)	(28)	19
– Total comprehensive income/(loss)	106	148	(207)	(72)	(25)
Non-current assets	5,139	4,638	29,849	19,334	
Current assets	1,166	1,351	1,540	680	
Non-current liabilities	(711)	(599)	(14,719)	–	
Current liabilities	(57)	(128)	(23,709)	(7,047)	
Net assets/(liabilities)	5,537	5,262	(7,039)	12,967	
Net assets/(liabilities) attributable to NCI	2,713	2,579	(1,061)	1,954	6,185
Cash flows from/(used in) operating activities	694	893	158	(186)	
Cash flows used in investing activities	(695)	–	(72)	–	
Cash flows used in financing activities	–	(538)	(1,855)	1,853	
Net (decrease)/increase in cash and cash equivalents	(1)	355	(1,769)	1,667	

**17 SHARE-BASED PAYMENT ARRANGEMENT**

ICP Performance Share Plan

ICP Performance Share Plan (the “Scheme”) of the Company was approved and adopted by shareholders at the Extraordinary General Meeting held on 30 October 2017. The Scheme is administered by the Company’s Remuneration Committee (“Committee”).

Information regarding the Scheme is set out below.

The principal terms of the Scheme are:

*(i) Participants*

Group employees (including Group Executive Directors), Non-Executive Directors, Controlling Shareholders and their associates, shall be eligible to participate in the Scheme, subject to the rules of the Scheme.

*(ii) Size of the Scheme*

The aggregate number of shares over which the Committee may grant under the Scheme (“Awards”), when added to the number of shares issued and issuable in respect of all Awards granted under the Scheme, shall not exceed 15% of the total issued shares (excluding treasury shares and subsidiary holdings) of the Company on the day preceding that date of award.

# NOTES TO FINANCIAL STATEMENTS

YEAR ENDED 30 JUNE 2024

## 17 SHARE-BASED PAYMENT ARRANGEMENT (Continued)

### (iii) Grant of Awards

The Committee may grant Awards to Participants from time to time at their own discretion. The Committee has the discretion to determine whether the Performance Target(s) has been satisfied (whether fully or partially) or exceeded, and in making such determination, the Committee shall have the right to make reference to the audited results of the Group or the Company, and further, the right to amend the Performance Target(s) if the Committee decides that a changed Performance Target would be a fairer measure of performance.

### (iv) Acceptance of Awards

The Participant is to receive fully-paid shares free of consideration upon the Participant achieving the Performance Target(s). Awards are personal to the Participant to whom it is given and shall not be transferred (other than to a Participant's personal representative on the death of the former), charged, assigned, pledged or otherwise disposed of, unless with the prior approval of the Committee.

### (v) Termination of Awards

Special provisions in the rules of the Scheme deal with the lapse or earlier exercise of share options in circumstances which include the decision of the Committee to revoke or annul such Awards, the cessation of the participant's employment in the Company, the bankruptcy of the participant, in the event of misconduct by the Participant and a take-over, winding-up, amalgamation or reconstruction of the Company.

### (vi) Duration of the Scheme

The Scheme shall continue in operation for a maximum period of ten years commencing on the date at which the Scheme is adopted and may be continued for any further period thereafter with the approval of the Shareholders by ordinary resolution in a general meeting and of relevant authorities as required.

Details of the share options outstanding during the year are as follows:

	Group and Company			
	2024		2023	
	Number of share options	Weighted average exercise price S\$	Number of share options	Weighted average exercise price S\$
Outstanding at the beginning of the year	–	–	–	–
Granted during the year	<b>27,427,141</b>	<b>0.007</b>	–	–
Outstanding at the end of the year	<b>27,427,141</b>	<b>0.007</b>	–	–
Exercisable at the end of the year	<b>27,427,141</b>	<b>0.007</b>	–	–

The weighted average share price at the date of exercise for share options exercised during the year was S\$0.007 (2023: S\$Nil). The options outstanding at the end of the year had a weighted average exercise price of S\$0.007 (2023: S\$Nil), and a weighted average remaining contractual life of 3 years (2023: Nil).

On grant date, the fair value of each share options were granted at the share price of S\$0.007 (2023: S\$Nil), which is based on the share price on 30 October 2023. The aggregate of the estimated fair values of the options granted is S\$192,000 (2023: S\$Nil).

The Group and the Company recognised total expenses of S\$64,000 (2023: S\$Nil) related to equity-settled share-based payment during the year.

# NOTES TO FINANCIAL STATEMENTS

YEAR ENDED 30 JUNE 2024

## 18 LOANS AND BORROWINGS

	Group		Company	
	2024 S\$'000	2023 S\$'000	2024 S\$'000	2023 S\$'000
Secured bank loans:				
– Current	14,710	207	–	–
– Non-current	–	14,718	–	–
	<b>14,710</b>	14,925	–	–
Bridging loan:				
– Current	1,260	1,260	1,260	1,260
– Non-current	590	1,850	590	1,850
	<b>1,850</b>	3,110	<b>1,850</b>	3,110
Current	<b>15,970</b>	1,467	<b>1,260</b>	1,260
Non-current	<b>590</b>	16,568	<b>590</b>	1,850
	<b>16,560</b>	18,035	<b>1,850</b>	3,110

The secured bank loan is held by one of the subsidiaries of the Group, of which the loan is secured by the Group's hotel property and freehold land with carrying amount of S\$25,238,000 (2023: S\$27,409,000) (Note 6).

In February 2023, the secured bank loan was refinanced with revised terms and conditions. Based on the refinancing terms, the total loan amount of RM 52,000,000 (S\$16,420,000) was drawn down, and is repayable over 30 months from the date of drawdown.

In April 2024, the secured bank loan was refinanced with revised terms and conditions. Based on the refinancing terms, the total loan amount of RM 51,844,000 (S\$14,891,000) was drawn down, and is repayable over 84 months from the date of drawdown.

During the year ended 30 June 2024, one of the bank financial covenant requirements, which requires the maintenance of a Loan-to-Value ("LTV") ratio of the subsidiary not exceeding 50%, was breached. Consequently, the non-current portion of this outstanding bank loan, amounting to S\$14,710,000, was reclassified to current liabilities as at 30 June 2024 in accordance with requirements of Singapore Financial Reporting Standards (International) 1-1 *Presentation of Financial Statements*. This resulted in the Group being in a net current liability position as at 30 June 2024.

On 27 September 2024, the Group obtained a waiver letter from the bank for the financial year ended 30 June 2024 granting an indulgence for the non-compliance. Accordingly, the outstanding bank loan, amounting to S\$14,710,000, was reclassified to non-current liabilities after the financial year ended 30 June 2024.

# NOTES TO FINANCIAL STATEMENTS

YEAR ENDED 30 JUNE 2024

## 18 LOANS AND BORROWINGS (Continued)

*Terms loans and bridging loan repayment schedule*

Terms and conditions of outstanding loans and borrowings are as follows:

	Currency	Nominal interest rate %	Year of Maturity	Carrying amount S\$'000
<b>Group</b>				
<b>2024</b>				
Floating rate term loan	MYR	2.00% over the Bank's prevailing	2031	14,710
		1 month's effective cost of funds		
Fixed rate term loan	SGD	2.45% per annum	2025	1,850
				<b>16,560</b>
<b>2023</b>				
Floating rate term loan	MYR	2.50%-3.0% over the Bank's prevailing	2026 <sup>(b)</sup>	14,925
		1 month's effective cost of funds <sup>(a)</sup>		
Fixed rate term loan	SGD	2.45% per annum	2025	3,110
				<b>18,035</b>

<sup>(a)</sup> From 1st to 12th month from the date of drawdown, 2.5% over the Bank's prevailing effective cost of funds on monthly rest; and thereafter at 3.00% over the Bank's prevailing effective cost of funds on monthly rests.

<sup>(b)</sup> The Loan has an initial tenure of 30 months from the date of drawdown. The bank may, at its absolute discretion, extend for a further period of up to 30 months subject to such terms as the Bank deems fit.

The term loan is secured over:

- (i) First legal charge over the Group's hotel property and freehold land with carrying amount of S\$25,238,000 (2023: S\$27,409,000) (Note 6);
- (ii) Corporate guarantee by the Company;
- (iii) A charge over entire shares of the Subsidiary;
- (iv) Fixed deposits pledged amounting to S\$1,436,000 (2023: S\$585,000) (Note 13); and
- (v) Assignment over the tenancy agreements related to the hotel property for which the loan was secured over.

The bridging loan is secured over a corporate guarantee by a subsidiary of the Company.

Information about the Group and Company's exposure to interest rate, currency and liquidity risks is disclosed in Note 5.

# NOTES TO FINANCIAL STATEMENTS

YEAR ENDED 30 JUNE 2024

## 18 LOANS AND BORROWINGS (Continued)

*Reconciliation of liabilities arising from financing activities*

	<b>Liabilities</b>			<b>Total S\$'000</b>
	<b>Loans and borrowings S\$'000</b>	<b>Amounts due to non-controlling interests (non-trade) S\$'000</b>	<b>Lease liabilities S\$'000</b>	
Balance as at 1 July 2022	22,806	1,581	143	24,530
Changes from financing cash flows				
Extension of lease	–	–	50	50
Non-cash changes	–	–	2	2
Repayment of amounts due to non-controlling interests, net	–	(398)	–	(398)
Repayment of loan and borrowings	(3,115)	–	–	(3,115)
Repayment of lease liabilities	–	–	(195)	(195)
Effect of exchange rate	(1,656)	–	–	(1,656)
Total changes from financing cash flows	(4,771)	(398)	(143)	(5,312)
Balance as at 30 June 2023	18,035	1,183	–	19,218
Changes from financing cash flows				
New lease	–	–	650	650
Non-cash changes	–	–	9	9
Repayment of amounts due to non-controlling interests, net	–	(415)	–	(415)
Repayment of loan and borrowings	(1,344)	–	–	(1,344)
Repayment of lease liabilities	–	–	(222)	(222)
Effect of exchange rate	(131)	–	–	(131)
Total changes from financing cash flows	(1,475)	(415)	437	(1,453)
Balance as at 30 June 2024	<b>16,560</b>	<b>768</b>	<b>437</b>	<b>17,765</b>

# NOTES TO FINANCIAL STATEMENTS

YEAR ENDED 30 JUNE 2024

## 19 AMOUNTS DUE TO NON-CONTROLLING INTERESTS

	Group		Company	
	2024 S\$'000	2023 S\$'000	2024 S\$'000	2023 S\$'000
Amounts due to non-controlling interests	<b>768</b>	1,183	-	-

Current portion of amounts due to non-controlling interests is unsecured, non-interest bearing, and repayable on demand.

As at 30 June 2024, the amounts due to non-controlling interests of S\$768,000 (2023: S\$1,183,000) relate to amounts due to shareholders/director of the Company.

## 20 DEFERRED TAX LIABILITY

*Movement in deferred tax balances*

	At 1 July 2022 S\$'000	Recognised in profit or loss (Note 26) S\$'000	At 30 June 2023 S\$'000	Recognised in profit or loss (Note 26) S\$'000	Disposal of subsidiaries (Note 8) S\$'000	At 30 June 2024 S\$'000
Property, plant and equipment	1,276	34	1,310	23	(1,333)	-
Right-of-use assets	24	(24)	-	74	-	<b>74</b>
Lease liabilities	(24)	24	-	(74)	-	<b>(74)</b>
	1,276	34	1,310	23	(1,333)	-

## 21 TRADE AND OTHER PAYABLES

	Group		Company	
	2024 S\$'000	2023 S\$'000	2024 S\$'000	2023 S\$'000
Trade payables	<b>438</b>	551	<b>143</b>	138
Accrued operating expenses	<b>923</b>	1,017	<b>331</b>	339
Dividend payable	<b>564</b>	564	<b>564</b>	564
Non-trade amount due to subsidiaries (Note 32)	-	-	<b>7,669</b>	5,731
	<b>1,925</b>	2,132	<b>8,707</b>	6,772

The average credit period taken for trade payables is 30 days (2023: 30 days). The carrying values of other payables approximated their fair values at balance sheet date as these amounts are payable within the next 12 months.

The Group and the Company's exposure to currency and liquidity risks related to trade and other payables is disclosed in Note 5.

# NOTES TO FINANCIAL STATEMENTS

YEAR ENDED 30 JUNE 2024

## 22 LEASE LIABILITIES (GROUP AS A LESSEE)

*Lease liabilities (Disclosure required by SFRS(I) 16)*

	2024 S\$'000	2023 S\$'000
<b>Group</b>		
Maturity analysis:		
Year 1	222	–
Year 2	222	–
	444	–
Less: Unearned interest	(7)	–
	<b>437</b>	–
Analysed as:		
– Current	216	–
– Non-current	221	–
	<b>437</b>	–

The Group does not face a significant liquidity risk with regard to its lease liabilities. Lease liabilities are monitored within the Group's treasury function.

## 23 REVENUE

	Group	
	2024 S\$'000	2023 S\$'000
<b><u>SFRS(I) 15 Revenue from Contracts with Customers</u></b>		
Hotel fees income	7,599	6,658
Hotel property income	1,859	1,476
Asset management fees income	184	–
	<b>9,642</b>	8,134
<b>Other Income</b>		
Rental income	87	41
Total revenue	<b>9,729</b>	8,175

*Hotel fees income and asset management fees income*

Nature	Provision of hotel management services and franchise fees and other services in relation to hotel opening and operations
When revenue is recognised	Over a period of time
Significant payment terms	30 days from invoice date

*Hotel property income*

Nature	Provision of hotel accommodation and related services
When revenue is recognised	Provision of hotel accommodation is recognised based on room occupancy while related services are recognised when the services are rendered to the customers
Significant payment terms	Payment for hotel rooms and other services is due upon checkout and utilisation of service respectively



# NOTES TO FINANCIAL STATEMENTS

YEAR ENDED 30 JUNE 2024

## 24 FINANCE INCOME AND FINANCE COSTS

	Group	
	2024 S\$'000	2023 S\$'000
Interest income on bank deposits	172	61
Finance income	172	61
Interest expense on financial liabilities measured at amortised cost	(962)	(934)
Finance costs	(962)	(934)
Net finance costs	<b>(790)</b>	<b>(873)</b>

## 25 (LOSS)/PROFIT BEFORE TAX

The following items have been included in arriving at (loss)/profit before tax:

	Group	
	2024 S\$'000	2023 S\$'000
<b>Audit fees paid and payable to:</b>		
– auditors of the Company	103	97
Depreciation of property, plant and equipment	513	530
Depreciation of right-of-use assets	217	193
Doubtful debts written off on trade receivables	–	18
Fair value loss on unquoted fund investments at fair value through profit or loss	117	–
Write-down of intangible assets	1,503	–
Impairment loss on property, plant and equipment	1,758	–
Impairment loss on goodwill	403	764
Loss allowances on trade receivables	8	161
Loss allowance on amount due from an associate	–	192
Loss on disposal of other intangible assets	–	95
Foreign exchange loss	19	112
<b>Employee benefits expense:</b>		
Salaries, bonuses and other costs		
– included in cost of sales	228	191
– included in administrative expenses	2,185	2,333
Contributions to defined contribution plans	139	121
	<b>2,552</b>	<b>2,645</b>

# NOTES TO FINANCIAL STATEMENTS

YEAR ENDED 30 JUNE 2024

## 26 TAX EXPENSES

*Tax recognised in profit or loss*

	Continuing operations		Discontinued operations		Total	
	2024 S\$'000	2023 S\$'000	2024 S\$'000	2023 S\$'000	2024 S\$'000	2023 S\$'000
<b>Group</b>						
<b>Current tax expense</b>						
Current year	-	-	112	71	112	71
Under provision of income tax expense in respect of prior years	5	8	-	-	5	8
	<b>5</b>	<b>8</b>	<b>112</b>	<b>71</b>	<b>117</b>	<b>79</b>
<b>Deferred tax expense</b>						
Origination and reversal of temporary differences (Note 20)	-	-	23	34	23	34
Total tax expense	<b>5</b>	<b>8</b>	<b>135</b>	<b>105</b>	<b>140</b>	<b>113</b>

	Group	
	2024 S\$'000	2023 S\$'000
<b>Reconciliation of effective tax rate</b>		
(Loss)/Profit before tax from continuing operations	(1,380)	565
Profit before tax from discontinuing operations	171	623
	<b>(1,209)</b>	<b>1,188</b>
Tax using the Singapore tax rate of 17%	(206)	202
Effect of different tax rates in different countries	(90)	(62)
Change in unrecognised temporary differences	214	259
Non-deductible expenses	615	236
Utilisation of unrecognised deferred tax assets	(398)	(530)
Under provision of income tax expense in respect of prior years	5	8
	<b>140</b>	<b>113</b>

The following temporary differences have not been recognised:

	Group	
	2024 S\$'000	2023 S\$'000
Unutilised capital allowances	5,511	5,511
Unutilised tax losses	24,888	27,230
	<b>30,399</b>	<b>32,741</b>

# NOTES TO FINANCIAL STATEMENTS

YEAR ENDED 30 JUNE 2024

## 26 TAX EXPENSES (Continued)

*Tax recognised in profit or loss (Continued)*

Deferred tax assets have not been recognised in respect of the deductible temporary differences, unutilised capital allowances and tax losses as it is not probable that future taxable profits will be sufficient to allow the related tax benefits to be realised. The use of these deductible temporary differences, capital allowances and tax losses is subject to the agreement of the tax authorities and compliance with certain provisions of the tax legislation of the respective countries in which the Group entities operate.

Included in the unrecognised tax losses are losses of S\$136,000 (2023: S\$154,000) that will expire in 2028. Other losses may be carried forward indefinitely subject to the conditions imposed by law including the retention of majority shareholders as defined.

## 27 DISCONTINUED OPERATIONS

As referred to in Note 8, the Group disposed of the GMT Group on 28 June 2024.

The results of the discontinued operations, which have been included in the (loss)/profit for the year, were as follows:

	<b>2024</b>	<b>2023</b>
	<b>S\$'000</b>	<b>S\$'000</b>
Revenue	<b>1,893</b>	1,809
Cost of sales	<b>(1,297)</b>	(1,091)
Administrative expenses	<b>(100)</b>	(93)
Other losses	<b>–</b>	(2)
Profit before tax	<b>496</b>	623
Tax expenses	<b>(135)</b>	(105)
Loss on disposal of subsidiaries	<b>(325)</b>	–
Profit for the year from discontinued operations	<b>36</b>	518
Profit/(Loss) for the year from discontinued operations attributable to:		
Owners of the Company	<b>(141)</b>	264
Non-controlling interests	<b>177</b>	254
	<b>36</b>	518

During the year, GMT Group contributed S\$1,717,000 (2023: S\$1,587,000) to the Group's net operating cash flows, paid S\$792,000 (2023: S\$695,000) in respect of investing activities and paid S\$735,000 (2023: S\$538,000) in respect of financing activities.

# NOTES TO FINANCIAL STATEMENTS

YEAR ENDED 30 JUNE 2024

## 28 (LOSS)/EARNINGS PER SHARE

The computation of basic and diluted (loss)/earnings per share for the financial years ended 30 June:

	Group	
	2024	2023
	S\$'000	S\$'000
(Loss)/Profit for the year attributable to owners of the Company		
– Continuing operations	(1,238)	792
– Discontinued operations	(141)	264
	<b>(1,379)</b>	1,056
	2024	2023
	Number of shares	
	('000)	
Issued ordinary shares at beginning of the financial year	3,332,944	3,111,689
Issuance of ordinary shares	–	221,255
Issued ordinary shares at end of the financial year	<b>3,332,944</b>	3,332,944
Weighted average number of ordinary shares	3,332,944	3,185,441
Effect of dilutive potential ordinary shares – share options	27,427	–
	<b>3,360,371</b>	3,185,441
Basic and diluted (loss)/earnings per share (cents)		
– Continuing operations	(0.04)	0.02
– Discontinued operations	–*	0.01
	<b>(0.04)</b>	0.03

\* Less than (0.01).

Diluted (loss)/earnings per share is the same as basic (loss)/earnings per share as the potential dilutive share options for the financial years ended 30 June 2024 is not material (2023: no potential dilutive financial instruments).

## 29 SEGMENT INFORMATION

The Group has three reportable segments, as described below, which are the Group's strategic business units. These units are managed separately because they require different operational expertise, industry knowledge and separate financial requirements on a standalone basis. For each of the strategic business units, the chief operating decision maker of the respective strategic business units reviews internal management reports on a monthly basis to make strategic decisions including resource allocation and performance assessments.

- (a) Hospitality – Hotel management, franchise, consultancy and investment
- (b) Vessels chartering – Chartering of vessels (oil tankers)
- (c) Investment holding – Investment and management activities

During the year, the Group disposed of its interests in GMT Bravo Pte. Ltd. and GMT Charlie Pte. Ltd., which are in the vessels chartering business. Accordingly, the vessels chartering segment was re-presented as discontinued operations.

# NOTES TO FINANCIAL STATEMENTS

YEAR ENDED 30 JUNE 2024

## 29 SEGMENT INFORMATION (Continued)

For the purpose of assessing segment performance and allocating resources between segments, the chief operating decision maker of the respective strategic business units monitors the results, assets and liabilities attributable to each reportable segment on the following basis:

Segment assets include all current and non-current assets. Segment liabilities include all current and non-current liabilities.

Revenue and expenses are allocated to the reportable segments with reference to the revenue generated and the expenses incurred by those segments or which, otherwise arise from the depreciation of assets attributable to those assets. Segment results do not include transactions at the corporate level.

Information regarding the results of each reportable segment is included below. Performance is measured based on segment profit or loss, as included in the internal management reports that are reviewed by the chief operating decision maker of the respective strategic business units. Segment profit or loss is used to measure performance as the chief operating decision maker of the respective strategic business units believe that such information is the most relevant in evaluating the results of certain segments relative to other entities that operate within these industries.

### Information about reportable segments

	Hospitality S\$'000	Vessels chartering S\$'000	Investment holding S\$'000	Inter-segment adjustments S\$'000	Total S\$'000
<b>30 June 2024</b>					
<b>Continuing operations</b>					
<b>Segment revenue</b>					
Revenue from external customers	9,729	-	-	-	9,729
Inter-segment revenue	56	-	783	(839)	-
Total revenue	9,785	-	783	(839)	9,729
Finance income	52	-	120	-	172
Finance costs	(902)	-	(60)	-	(962)
Fair value loss on unquoted fund investments at fair value through profit or loss	-	-	(117)	-	(117)
Impairment loss on goodwill	-	(403)	-	-	(403)
Write-down of intangible assets	(1,503)	-	-	-	(1,503)
Impairment loss on property, plant and equipment	(1,758)	-	-	-	(1,758)
Other losses	(18)	-	(1)	-	(19)
Share of results of equity-accounted investees, net of tax	(108)	-	-	-	(108)
Tax expenses	(5)	-	-	-	(5)
<b>Reportable segment loss for the year from continuing operations</b>	<b>(137)</b>	<b>(406)</b>	<b>(864)</b>	<b>22</b>	<b>(1,385)</b>

# NOTES TO FINANCIAL STATEMENTS

YEAR ENDED 30 JUNE 2024

**29 SEGMENT INFORMATION** (Continued)*Information about reportable segments* (Continued)

	Hospitality S\$'000	Vessels chartering S\$'000	Investment holding S\$'000	Inter-segment adjustments S\$'000	Total S\$'000
<b>30 June 2024</b>					
<b>Discontinued operations</b>					
<b>Segment revenue</b>					
Revenue from external customers	-	1,893	-	-	1,893
Tax expenses	-	(135)	-	-	-
<b>Reportable segment profit for the year from discontinued operations</b>					
	-	36	-	-	36
Other material items:					
Depreciation and amortisation charges for the year					
- Continuing operations	729	-	1	-	730
- Discontinued operations	-	1,297	-	-	1,297
	729	1,297	1	-	2,027
<b>Reportable segment assets</b>	<b>51,849</b>	<b>-</b>	<b>46,232</b>	<b>(52,361)</b>	<b>45,720</b>
<b>Reportable segment liabilities</b>	<b>51,058</b>	<b>-</b>	<b>18,258</b>	<b>(49,626)</b>	<b>19,690</b>
Other segment information:					
Capital expenditure					
- Continuing operations	361	-	-	-	361
- Discontinued operations	-	792	-	-	792
	361	792	-	-	1,153

# NOTES TO FINANCIAL STATEMENTS

YEAR ENDED 30 JUNE 2024

## 29 SEGMENT INFORMATION (Continued)

### Information about reportable segments (Continued)

	Hospitality S\$'000	Vessels chartering S\$'000	Investment holding S\$'000	Inter-segment adjustments S\$'000	Total S\$'000
<b>30 June 2023</b>					
<b>Continuing operations</b>					
<b>Segment revenue</b>					
Revenue from external customers	8,175	–	–	–	8,175
Inter-segment revenue	98	–	995	(1,093)	–
Total revenue	8,273	–	995	(1,093)	8,175
Finance income	13	–	48	–	61
Finance costs	(843)	–	(91)	–	(934)
Impairment loss on goodwill	–	(764)	–	–	(764)
Other losses	(362)	–	(41)	–	(403)
Share of results of equity-accounted investees, net of tax	2	–	–	–	2
Tax expenses	(8)	–	–	–	(8)
<b>Reportable segment profit/ (loss) for the year from continuing operations</b>	<b>1,948</b>	<b>(766)</b>	<b>(643)</b>	<b>18</b>	<b>557</b>
<b>Discontinued operations</b>					
<b>Segment revenue</b>					
Revenue from external customers	–	1,809	–	–	1,809
Other losses	–	(2)	–	–	(2)
Tax expense	–	(105)	–	–	(105)
<b>Reportable segment profit for the year from discontinued operations</b>	<b>–</b>	<b>518</b>	<b>–</b>	<b>–</b>	<b>518</b>



# NOTES TO FINANCIAL STATEMENTS

YEAR ENDED 30 JUNE 2024

**29 SEGMENT INFORMATION** (Continued)**Information about reportable segments** (Continued)

	<b>Hospitality</b> <b>S\$'000</b>	<b>Vessels</b> <b>chartering</b> <b>S\$'000</b>	<b>Investment</b> <b>holding</b> <b>S\$'000</b>	<b>Inter-segment</b> <b>adjustments</b> <b>S\$'000</b>	<b>Total</b> <b>S\$'000</b>
<b>30 June 2023</b>					
Other material items:					
Depreciation and amortisation charges for the year					
– Continuing operations	721	–	2	–	723
– Discontinued operations	–	1,091	–	–	1,091
	721	1,091	2	–	1,814
<b>Reportable segment assets</b>					
– Continuing operations	49,795	–	43,427	(49,756)	43,466
– Discontinued operations	–	12,685	–	–	12,685
	49,795	12,685	43,427	(49,756)	56,151
<b>Reportable segment liabilities</b>					
– Continuing operations	47,672	4,333	16,234	(47,002)	21,237
– Discontinued operations	–	1,494	–	–	1,494
	47,672	5,827	16,234	(47,002)	22,731
Other segment information:					
Capital expenditure					
– Continuing operations	141	–	–	–	141
– Discontinued operations	–	695	–	–	695
	141	695	–	–	836

# NOTES TO FINANCIAL STATEMENTS

YEAR ENDED 30 JUNE 2024

## 29 SEGMENT INFORMATION (Continued)

### *Geographical information*

The Group's revenue and non-current assets is attributable to the geographical location of customers and assets as follows:

	Group	
	2024 S\$'000	2023 S\$'000
<i>Segment revenue</i>		
Continuing operations:		
Singapore	2,270	2,097
Japan	2,492	2,794
Malaysia	2,317	1,843
Korea	2,400	1,216
Thailand	241	144
Hong Kong	9	55
Others	-	26
	<b>9,729</b>	<b>8,175</b>
Discontinued operations:		
Singapore	1,893	1,809
	<b>11,622</b>	<b>9,984</b>
<i>Segment non-current assets</i>		
Singapore	5,009	16,202
Malaysia	26,953	29,185
	<b>31,962</b>	<b>45,387</b>

### *Information about major customers*

Revenue from a related party in the vessels chartering segment accounts for approximately S\$1,893,000 (2023: S\$1,809,000) or 16% (2023: 18%) of the Group's total revenues.

## 30 OPERATING LEASE ARRANGEMENTS

### *Leases as a lessor*

The Group leases out its vessels on a fixed bareboat charter basis. The future minimum lease receipts under non-cancellable operating lease receivables is as follow:

	Group	
	2024 S\$'000	2023 S\$'000
Within 1 year	-	960

# NOTES TO FINANCIAL STATEMENTS

YEAR ENDED 30 JUNE 2024

## 30 OPERATING LEASE ARRANGEMENTS (Continued)

### *Leases as a lessee*

The Group leases office under non-cancellable operating lease agreements. The operating lease has a term of 3 years. The future minimum lease receipts under non-cancellable operating lease payables is as follow:

	Group	
	2024 S\$'000	2023 S\$'000
Within 1 year	222	222
Within 2 – 5 years	222	444
	<b>444</b>	<b>666</b>

## 31 COMMITMENTS

Capital expenditures contracted for but not recognised in the financial statements are as follows:

	Group	
	2024 S\$'000	2023 S\$'000
Investment in unquoted fund investment committed but not yet called up	–	1

## 32 RELATED COMPANIES AND OTHER PARTIES TRANSACTIONS

### Related companies

Related companies in these financial statements refer to members of the Company's group of companies.

Transactions between the Company and its subsidiaries, which are related companies of the Company, have been eliminated on consolidation and are not disclosed. The intercompany balances are unsecured, interest-free and repayable on demand unless otherwise stated.

### Related parties

Some of the Group's transactions and arrangements are with related parties and the effect of these on the basis determined between the parties is reflected in these financial statements. The balances are unsecured, interest-free and repayable on demand unless otherwise stated.

There are no significant transactions between the Group and related parties, other than those disclosed in the financial statements and the accompanying notes.

# NOTES TO FINANCIAL STATEMENTS

YEAR ENDED 30 JUNE 2024

## 32 RELATED COMPANIES AND OTHER PARTIES TRANSACTIONS (Continued)

### Compensation of directors and key management personnel

Key management personnel compensation comprises:

	Group		Company	
	2024 S\$'000	2023 S\$'000	2024 S\$'000	2023 S\$'000
Short-term employment benefits	947	863	697	620
Directors' fees	97	98	97	98
Post-employment benefits	30	42	31	35
	<b>1,074</b>	1,003	<b>825</b>	753

### Other related party transactions

Other than disclosed elsewhere in the financial statements, significant related party transactions carried out based on terms agreed between the parties are as follows:

	Group		Company	
	2024 S\$'000	2023 S\$'000	2024 S\$'000	2023 S\$'000
<b>Non-controlling interests</b>				
Vessels chartering income	1,893	1,809	–	–
Administrative fee charged by a corporate shareholder	(44)	(41)	–	–
<b>Related corporations</b>				
Hotel fees income from associates	1,457	48	–	–

## 33 ADOPTION OF NEW AND REVISED STANDARDS

In the current year, the Group has applied all the new and revised SFRS(I)s that are mandatorily effective for an accounting period that begins on or after 1 July 2023. Their adoption has not had any material impact on the disclosures or on the amounts reported in these financial statements except as below.

### ***Amendments to SFRS(I) 1 and SFRS(I) Practice Statement 2: Disclosure of Accounting Policies***

The Group has adopted the amendments to SFRS(I) 1 *Presentation of Financial Statements* for the first time in the current year. The amendments change the requirements in SFRS(I) 1 with regard to disclosure of accounting policies. Accounting policy information is material if, when considered together with other information included in an entity's financial statements, it can reasonably be expected to influence decisions that the primary users of general purpose financial statements make on the basis of those financial statements.

The supporting paragraphs in SFRS(I) 1 are also amended to clarify that accounting policy information that relates to immaterial transactions, other events or conditions is immaterial and need not be disclosed. Accounting policy information may be material because of the nature of the related transactions, other events or conditions, even if the amounts are immaterial. However, not all accounting policy information relating to material transactions, other events or conditions is itself material.

The Group has applied materiality guidance in SFRS(I) Practice Statement 2 in identifying its material accounting policies for disclosures in the related notes. The previous term 'significant accounting policies' used throughout the financial statements has been replaced with 'material accounting policy information'.

# NOTES TO FINANCIAL STATEMENTS

YEAR ENDED 30 JUNE 2024

## 33 ADOPTION OF NEW AND REVISED STANDARDS (Continued)

### ***Amendments to SFRS(I) 1-12: Deferred Tax related to Assets and Liabilities arising from a Single Transaction***

The Group has adopted the amendments to SFRS(I) 1-12 for the first time in the current year. The amendments narrow the scope of the initial recognition exemption, so that it no longer applies to transactions that give rise to equal taxable and deductible temporary differences (e.g. leases and decommissioning obligations). Depending on the applicable tax law, equal taxable and deductible temporary differences may arise on initial recognition of an asset and liability in a transaction that is not a business combination and affects neither accounting profit nor taxable profit.

The Group had previously recognised deferred tax for leases on an aggregate temporary difference basis. Following the amendments, the Group is required to recognise separately deferred tax asset and deferred tax liability for the deductible and taxable temporary differences in relation to its lease liabilities and right-of-use assets respectively, which are now disclosed in Note 20. There was no impact to the opening retained earnings as at 1 July 2023 as a result of the change, and there was also no impact on the statement of financial position as the resulting deferred tax consequences qualify for offsetting under SFRS(I) 1-12.

### ***New/Revised standards and improvements to the standards not yet adopted***

At the date of authorisation of these financial statements, the following new/revised SFRS(I)s, INT FRSs and amendments to FRS that are relevant to the Group were issued but not effective:

#### Effective for annual periods beginning on or after 1 January 2024

- Amendments to SFRS(I) 1-1: *Classification of Liabilities as Current or Non-Current*
- Amendments to SFRS(I) 1-1: *Non-current Liabilities with Covenants*

Management anticipates that the adoption of the above SFRS(I)s, SFRS(I) INTs and amendments to SFRS(I) in future periods will not have a material impact on the financial statements of the Group and of the Company in the period of their initial adoption.

# ANALYSIS OF ORDINARY SHAREHOLDINGS

as at 30 September 2024

Number of issued and paid up shares	:	3,342,086,706
Class of shares	:	Ordinary Shares
Voting rights	:	One vote for each ordinary share (excluding treasury shares and subsidiary holdings)
No. of treasury shares and percentage		Nil
No. of subsidiary holdings held and percentage		Nil

## ANALYSIS OF SHAREHOLDERS

Size of Shareholdings	No. of Shareholders	%	No. of Shares	%
1 – 99	299	1.78	10,327	0.00*
100 – 1,000	8,556	51.08	3,995,478	0.12
1,001 – 10,000	4,561	27.23	18,932,099	0.57
10,001 – 1,000,000	3,221	19.23	303,313,695	9.07
1,000,001 and above	114	0.68	3,015,835,107	90.24
	16,751	100.00	3,342,086,706	100.00

\* Less than 0.01%.

## LIST OF TWENTY LARGEST SHAREHOLDERS

Name	No. of Shares	%
HSBC (Singapore) Nominees Pte Ltd	1,903,223,564	56.95
CGS International Securities Singapore Pte Ltd	129,584,242	3.88
Citibank Nominees Singapore Pte Ltd	124,553,716	3.73
Ho Peng Cheong	101,805,380	3.05
Choong Chee Peng Bert	79,565,380	2.38
Phillip Securities Pte Ltd	67,344,498	2.01
DBS Nominees Pte Ltd	50,790,090	1.52
Tan Eng Chua Edwin	44,746,300	1.34
Wu Chung Shou	41,400,000	1.24
Ong Kok Wah	35,600,000	1.06
Lee Changwei Eugene (Li Changwei)	29,101,200	0.87
UOB Kay Hian Pte Ltd	23,059,679	0.69
United Overseas Bank Nominees Pte Ltd	18,860,987	0.56
Tay Lian Leong	16,555,800	0.50
Wong Kian Yeuan	16,387,600	0.49
Choo Ah Seng	16,247,000	0.49
Zaheer K Merchant	11,397,800	0.34
Ong Yong Hwee	10,180,000	0.30
Tay Tong Kak Allan	10,000,000	0.30
Ong Soo Yong	10,000,000	0.30
	2,740,403,236	82.00

# ANALYSIS OF ORDINARY SHAREHOLDINGS

as at 30 September 2024

## SUBSTANTIAL SHAREHOLDERS

As shown in the Register of Substantial Shareholders as at 30 September 2024:

Name	Direct Interest		Deemed Interest	
	No. of Shares	%	No. of Shares	%
Aw Cheok Huat <sup>(1)</sup>	–	–	1,910,252,777	57.16

**Note:**

<sup>(1)</sup> Mr. Aw Cheok Huat is deemed to have an interest in 1,910,252,777 shares that he holds through nominee accounts.

## PUBLIC FLOAT

Based on the information available to the Company as at 30 September 2024, approximately 39.80% of the issued ordinary shares of the Company is held by the public and therefore, Rule 723 of Listing Manual Section B: Rules of Catalist of the Singapore Exchange Securities Trading Limited is complied with.



# NOTICE OF ANNUAL GENERAL MEETING

**NOTICE IS HEREBY GIVEN** that the Annual General Meeting of the shareholders of ICP Ltd. (the “**Company**”) will be held at Fort Room, Singapore Swimming Club, 45 Tanjong Rhu Rd, Singapore 436899 on Wednesday, 30 October 2024 at 11:00 a.m., for the following purposes:

## **ORDINARY BUSINESS**

1. To receive and adopt the Audited Financial Statements for the financial year ended 30 June 2024 together with the Directors’ Statement and Auditor’s Report thereon. **Resolution 1**

2. To note that Mr. Tan Kok Hiang (“**Mr. Tan**”) will be retiring pursuant to Regulation 109 of the Company’s Constitution and he will not be seeking re-election at this Annual General Meeting.

3. To re-elect Ms. Jean Tan who is retiring pursuant to Regulation 91 of the Company’s Constitution. **Resolution 2**

Upon re-election, Ms. Jean Tan will remain as an Independent Non-Executive Director, Chairwoman of the Remuneration Committee, and a member of the Audit Committee and Nominating Committee. She is considered to be independent pursuant to Rule 704(7) of the Listing Manual of the Catalist Rules.

4. To approve the payment of Directors’ fees of S\$96,967/- for the financial year ended 30 June 2024 (FY2023: S\$98,000/-). **Resolution 3**

5. To re-appoint Messrs Deloitte & Touche LLP as Auditors of the Company and to authorise the Directors to fix their remuneration. **Resolution 4**

6. To transact any other business which may properly be transacted at an Annual General Meeting.

## **SPECIAL BUSINESS**

To consider and, if thought fit, pass the following resolutions as Ordinary Resolutions, with or without modifications:

7. **AUTHORITY TO ALLOT AND ISSUE SHARES** **Resolution 5**

THAT pursuant to Section 161 of the Companies Act 1967 and Rule 806 of the Listing Manual (Section B: Rules of Catalist, also known as “**Catalist Rules**”), authority be and is hereby given to the Directors of the Company to:

- (i) issue shares in the capital of the Company whether by way of rights, bonus or otherwise, and/or
- (ii) make or grant offers, agreements or options that might or would require shares to be issued, including but not limited to the creation and issue of (as well as adjustments to) warrants, debentures or other instruments convertible into shares,

at any time and upon such terms and conditions and for such purposes and to such persons as the Directors may, in their absolute discretion deem fit; and

# NOTICE OF ANNUAL GENERAL MEETING

- (iii) (notwithstanding that the authority conferred by this resolution may have ceased to be in force) issue shares in pursuance of any instruments made or granted by the Directors whilst this resolution was in force.

PROVIDED THAT:–

- (a) the aggregate number of shares to be issued pursuant to this resolution does not exceed one hundred percent (100%) of the total number of issued shares in the Company (excluding treasury shares and subsidiary holdings) of which the aggregate number of shares to be issued other than on a pro-rata basis to shareholders of the Company does not exceed fifty percent (50%) of the total number of issued shares in the capital of the Company (excluding treasury shares and subsidiary holdings);
- (b) for the purpose of determining the aggregate number of shares that may be issued under paragraph (a) above, the percentage of issued shares shall be based on the total number of issued shares in the capital of the Company (excluding treasury shares and subsidiary holdings) at the time this resolution is passed, after adjusting for:
- (i) new shares arising from the conversion or exercise of any convertible securities or share options or vesting of share awards which are outstanding at the time this resolution is passed, and
- (ii) any subsequent bonus issue, consolidation or subdivision of shares; and
- (c) unless revoked or varied by the Company in general meeting, such authority shall continue in force until the conclusion of the next Annual General Meeting of the Company or when it is required by law to be held, whichever is earlier.  
[See Explanatory Note i]

8. **AUTHORITY TO ISSUE SHARES UNDER THE ICP PERFORMANCE SHARE PLAN**

**Resolution 6**

THAT the Directors be and are hereby authorised to grant Awards in accordance with the provisions of the ICP Performance Share Plan (the “**Performance Share Plan**”) and to allot and issue from time to time such number of fully paid-up Shares as may be required to be allotted and issued pursuant to the vesting of Awards under the Performance Share Plan, provided that the aggregate number of Shares to be allotted and issued pursuant to the Performance Share Plan, when added to the number of Shares issued and/or issuable in respect of all options granted or awards granted under any other share-based incentive schemes adopted by the Company and for the time being in force, shall not exceed fifteen percent (15%) of the total issued and paid-up Shares (excluding treasury shares and subsidiary holdings) on the day preceding the date on which the Award shall be granted.  
[See Explanatory Note ii]

# NOTICE OF ANNUAL GENERAL MEETING

## 9. RENEWAL OF SHARE PURCHASE MANDATE

## Resolution 7

- (a) THAT for the purposes of Sections 76C and 76E of the Companies Act 1967 (the “**Companies Act**”), the exercise by the Directors of the Company of all the powers of the Company to purchase or otherwise acquire issued ordinary shares in the capital of the Company (“**Shares**”) not exceeding in aggregate the Maximum Limit (as hereinafter defined), at such price(s) as may be determined by the Directors of the Company from time to time up to the Maximum Price (as hereinafter defined), whether by way of:
- (i) market purchase(s) (each a “**Market Purchase**”) on the Singapore Exchange Securities Trading Limited (“**SGX-ST**”); and/or
  - (ii) off-market purchase(s) (each an “**Off-Market Purchase**”) effected otherwise than on the SGX-ST in accordance with an equal access scheme as may be determined or formulated by the Directors of the Company as they consider fit, which scheme(s) shall satisfy all the conditions prescribed by the Listing Manual (Section B: Rules of Catalist) of the SGX-ST (“**Catalist Rules**”) and the Companies Act, and otherwise in accordance with all other laws and regulations, including but not limited to, the Constitution of the Company and the Catalist Rules as may for the time being be applicable be and is hereby authorised and approved generally and unconditionally (the “**Share Purchase Mandate**”);
- (b) That unless varied or revoked by the Company in general meeting, the authority conferred on the Directors of the Company pursuant to the proposed Share Purchase Mandate may be exercised by the Directors at any time and from time to time during the Relevant Period (as hereinafter defined) and expiring on the earliest of:
- (i) the conclusion of the next Annual General Meeting of the Company is held or date by which such Annual General Meeting is required by law to be held;
  - (ii) the date on which the share purchases are carried out to the full extent of the proposed Share Purchase Mandate; or
  - (iii) the date on which the authority contained in the proposed Share Purchase Mandate is varied or revoked;
- (c) That for purposes of this ordinary resolution:

“**Maximum Limit**” means 10% of the total issued Shares of the Company as at the date of the passing of this ordinary resolution, unless the Company has effected a reduction of the share capital of the Company (other than a reduction by virtue of a share purchase) in accordance with the applicable provisions of the Companies Act, at any time during the Relevant Period (as hereinafter defined) in which event the issued Shares of the Company shall be taken to be the total number of the issued Shares as altered by such capital reduction (the total number of Shares shall exclude any Shares that may be held as treasury shares by the Company from time to time);

# NOTICE OF ANNUAL GENERAL MEETING

**“Relevant Period”** means the period commencing from the date of the passing of this ordinary resolution and expiring on the earliest of the date on which the next Annual General Meeting of the Company is held or is required by law to be held, the date on which the share purchases are carried out to the full extent of the proposed Share Purchase Mandate, or the date the said mandate is revoked or varied by the Company in a general meeting;

**“Maximum Price”**, in relation to a Share to be purchased or acquired, means the purchase price (excluding brokerage, stamp duties, commission, applicable goods and services tax and other related expenses) which shall not exceed:

- (a) in the case of a Market Purchase, 105% of the Average Closing Price (as hereinafter defined) of the Shares; and
- (b) in the case of an Off-Market Purchase pursuant to an equal access scheme, 120% of the Average Closing Price of the Shares,

in each case, excluding related expenses of the purchase, or acquisition; and

**“Average Closing Price”** means the average of the closing market prices of a Share over the last five (5) Market Days (as hereinafter defined) on which the Shares are transacted on Catalist or, immediately preceding the date of the Market Purchase by the Company or, as the case may be, the Offer Date (as hereinafter defined) pursuant to the Off-Market Purchase, and deemed to be adjusted, in accordance with the rules of the SGX-ST, for any corporate action that occurs after the relevant five (5) Market Day period;

**“Market Day”** means a day on which the SGX-ST is open for trading in securities;

**“Offer Date”** means the date on which the Company announces its intention to make an offer for the purchase or acquisition of the Shares to holders of the Shares, stating the purchase price (which shall not be more than the Maximum Price determined on the foregoing basis) for each Share and the relevant terms of the equal access scheme for effecting the Off-Market Share Purchase;

- (d) That the number of Shares which may in aggregate be purchased or acquired by the Company during the Relevant Period shall be subject to the Maximum Limit;
- (e) That the Directors of the Company and/or any of them be and are hereby authorised to deal with the Shares purchased by the Company, pursuant to the proposed Share Purchase Mandate in any manner as they think fit, which is permitted under the Companies Act; and

# NOTICE OF ANNUAL GENERAL MEETING

- (f) That the Directors of the Company and/or any of them be and are hereby authorised to complete and do all such acts and things (including without limitation, to execute all such documents as may be required and to approve any amendments, alterations or modifications to any documents), as they and/or he may consider desirable, expedient or necessary to give effect to the transactions contemplated by this ordinary resolution.

[See Explanatory Note iii]

By Order of the Board

## Ong Min'er

Company Secretary

15 October 2024

### **Explanatory Notes:**

- i. Ordinary Resolution 5 proposed in item 7 above, if passed, will authorise the Directors of the Company to issue shares in the capital of the Company up to an amount not exceeding in aggregate one hundred percent (100%) of the total number of issued shares in the capital of the Company, excluding treasury shares and subsidiary holdings, at the time of the passing of this resolution, of which the aggregate number of shares to be issued other than on a pro-rata basis to the shareholders of the Company does not exceed fifty percent (50%) of the total number of issued shares in the capital of the Company, excluding treasury shares and subsidiary holdings.
- ii. Ordinary Resolution 6 proposed in item 8 above, if passed, will empower the Directors of the Company to allot and issue shares in the Company of up to a number not exceeding in total fifteen percent (15%) of the total number of issued shares (excluding treasury shares and subsidiary holdings) in the share capital of the Company from time to time pursuant to the vesting of Awards under the Performance Share Plan.
- iii. Ordinary Resolution 7 proposed in item 9 above, if passed, will renew the Share Purchase Mandate and will authorise the Directors of the Company to purchase or otherwise acquire Shares on the terms of the Share Purchase Mandate as set out in the Addendum. The rationale for the authority and limitation on the sources of funds to be used for the purchase or acquisition of Shares, including the amount of financing and the illustrative financial effects of the purchase or acquisition of Shares by the Company pursuant to the Share Purchase Mandate on the audited consolidated financial statements of the Group for the financial year ended 30 June 2024 are set out in greater detail in the Addendum enclosed together with the Annual Report.

### **Notes:**

1. The Annual General Meeting ("**AGM**") will be held, in a wholly physical format, at Fort Room, Singapore Swimming Club, 45 Tanjong Rhu Rd, Singapore 436899 on Wednesday, 30 October 2024 at 11:00 a.m. ("**Physical Meeting**"). Shareholders and other attendees who are feeling unwell on the date of the AGM are advised not to attend the Physical Meeting. There will be no option for shareholders to participate virtually.

Kindly note that we will not be serving food or snacks and there will be no distribution of vouchers or door gifts at the upcoming AGM.

2. An electronic copy of the Notice of AGM, together with its accompanying proxy form, the Company's Annual Report for the financial year ended 30 June 2024 ("**Annual Report**") and the Addendum to Shareholders relating to the proposed renewal of the share purchase mandate ("**Addendum**") have been made available on:

- (a) the Company's website at the URL <https://www.icp.com.sg>; and
- (b) SGXNet at the URL <https://www.sgx.com/securities/company-announcements>.

Shareholders who still wish to receive printed copies of the Annual Report and the Addendum may complete the relevant request slip, which has been sent to shareholders by post and is also available on SGXNet at the URL <https://www.sgx.com/securities/company-announcements>, and return the request slip by post to 77 Robinson Road, #06-03 Robinson 77, Singapore 068896, no later than 22 October 2024.

3. Authenticated Shareholders and proxy(ies) will be able to ask questions in person at the Physical Meeting. Arrangements have also been put in place to permit Shareholders to submit their questions ahead of the AGM. Please refer to Notes 14 and 15 below for further details.
4. The resolutions to be put to the vote of members at the AGM (and at any adjournment thereof) will be voted on by way of a poll.

# NOTICE OF ANNUAL GENERAL MEETING

## **Voting by Proxy**

5. A member who is not a relevant intermediary is entitled to appoint not more than two (2) proxies to attend, speak and vote at the AGM. Where such member's form of proxy appoints more than one (1) proxy, the proportion of the shareholding concerned to be represented by each proxy shall be specified in the form of proxy.
6. A member who is a relevant intermediary is entitled to appoint more than two (2) proxies to attend, speak and vote at the AGM, but each proxy must be appointed to exercise the rights attached to a different share or shares held by such member. Where such member's form of proxy appoints more than two (2) proxies, the number and class of shares in relation to which each proxy has been appointed shall be specified in the form of proxy.

"**Relevant Intermediary**" has the meaning ascribed to it in Section 181 of the Companies Act 1967.

A member can appoint the Chairman of the Meeting as his/her/their proxy, but this is not mandatory.

7. A proxy need not be a member of the Company.
8. The instrument appointing proxy(ies) must be submitted not less than seventy-two (72) hours before the time appointed for holding the AGM in the following manner:
  - (a) If submitted electronically, be submitted via email to the Company's Polling Agent at [icp-agm@complete-corp.com](mailto:icp-agm@complete-corp.com); or
  - (b) If submitted by post, be lodged at the office of the Company's Polling Agent, Complete Corporate Services Pte Ltd, at 10 Anson Road, #29-07 International Plaza, Singapore 079903.

In either case, not later than 11:00 a.m. on 27 October 2024 ("**Proxy Deadline**").

9. Completion and return of the instrument appointing a proxy(ies) by a member will not prevent him/her from attending, speaking and voting at the AGM if he/she so wishes. The appointment of the proxy(ies) for the AGM will be deemed to be revoked if the member attends the AGM in person and in such event, the Company reserves the right to refuse to admit any person or persons appointed under the relevant instrument appointing a proxy(ies) to the AGM.
10. CPF and SRS investors:
  - (a) may vote at the AGM if they are appointed as proxies by their respective CPF Agent Banks/SRS Operators and should contact their respective CPF Agent Banks/SRS Operators if they have any queries regarding their appointment as proxies; or
  - (b) may appoint the Chairman of the Meeting as proxy to vote on their behalf at the AGM, in which case they should approach their CPF Agent Banks/SRS Operators to submit their votes.

In either case, not later than 11:00 a.m. on 21 October 2024, being seven (7) working days before the date of the AGM.

11. The proxy form must be executed under the hand of the appointor or of his attorney duly authorised in writing. Where the proxy form is executed by a corporation, it must be executed either under its common seal (or by the signatures of authorised persons in the manner as set out under the Companies Act as an alternative to sealing) or under the hand of an attorney or a duly authorised officer of the corporation.
12. Where the proxy form is signed on behalf of the appointor by an attorney, the letter or power of attorney or a duly certified copy thereof must (failing previous registration with the Company) be lodged with the proxy form, failing which the proxy form may be treated as invalid.
13. In the case of a member whose shares are entered against his/her name in the depository register (as defined in Section 81SF of the Securities and Futures Act 2001 of Singapore), the Company may reject any Proxy Form lodged if such member is not shown to have Shares entered against his/her/their name in the depository register as at seventy-two (72) hours before the time appointed for the AGM, as certified by The Central Depository (Pte) Limited to the Company. The Company shall also be entitled to reject the Proxy Form if it is incomplete, improperly completed, or illegible (such as in the case where the appointor submits more than one (1) Proxy Form).

## **Submission of Questions prior to the AGM**

14. Shareholders, including CPF and SRS investors, may submit questions relating to the resolutions to be tabled for approval at the AGM in advance. To do so, all questions must be submitted by 5:00 p.m. on 23 October 2024 (the "**Cut-off Time**") through any of the following means:
  - (a) If submitted electronically, be submitted via email to the Company's Polling Agent at [icp-agm@complete-corp.com](mailto:icp-agm@complete-corp.com); or
  - (b) If submitted by post, be lodged at the office of the Company's Polling Agent, Complete Corporate Services Pte Ltd, at 10 Anson Road, #29-07 International Plaza, Singapore 079903.

# NOTICE OF ANNUAL GENERAL MEETING

When submitting questions by post or via email, shareholders should also provide the following details: (i) the shareholder's full name; (ii) the shareholder's address; and (iii) the manner in which the shareholder holds shares in the Company (e.g., via CDP, CPF, SRS and/or scrip), for verification purposes.

15. The Company will address all substantial and relevant questions relating to the resolutions to be tabled for approval at the AGM as received from shareholders by the Cut-off Time. The Company will publish its responses to such questions on SGXNet at the following URL <https://www.sgx.com/securities/company-announcements> not later than 11:00 a.m. on 25 October 2024. If substantial and relevant questions are submitted after the above mentioned Cut-off Time, they will be addressed during the AGM. Where substantially similar questions are received, the Company will consolidate such questions and consequently not all questions may be individually addressed.

**Personal data privacy:** By (a) attending the AGM and/or any adjournment thereof, or submitting a proxy form appointing proxy(ies) and/or representative(s) to attend, speak and vote at the AGM and/or any adjournment thereof or (b) submitting any questions prior to the AGM, a member of the Company (i) consents to the collection, use and disclosure of the member's personal data by the Company (or its agents or service providers) for the purpose of the processing, administration and analysis by the Company (or its agents or service providers) of proxy forms appointing proxy(ies) and/or representative(s) for the AGM (including any adjournment thereof), addressing substantial and relevant questions from members received in advance of the AGM, and the preparation and compilation of the attendance lists, minutes and other documents relating to the AGM (including any adjournment thereof), and in order for the Company (or its agents or service providers) to comply with any applicable laws, listing rules, take-over rules, regulations and/or guidelines (collectively, the "**Purposes**"), (ii) warrants that where the member discloses the personal data of the member's proxy(ies) and/or representative(s) to the Company (or its agents or service providers), the member has obtained the prior consent of such proxy(ies) and/or representative(s) for the collection, use and disclosure by the Company (or its agents or service providers) of the personal data of such proxy(ies) and/or representative(s) for the Purposes, and (iii) agrees that the member will indemnify the Company in respect of any penalties, liabilities, claims, demands, losses and damages as a result of the member's breach of warranty.



# ICP LTD.

Company Registration No.: 196200234E  
(Incorporated in the Republic of Singapore)

## PROXY FORM ANNUAL GENERAL MEETING

**IMPORTANT:**

- The Annual General Meeting ("AGM") will be held, in a wholly physical format, at Fort Room, Singapore Swimming Club, 45 Tanjong Rhu Rd, Singapore 436899 on Wednesday, 30 October 2024 at 11:00 a.m. There will be no option for shareholders to participate virtually.
- The Notice of AGM, together with its accompanying proxy form, the Company's Annual Report 2024 and the Addendum to Shareholders relating to the proposed renewal of the share purchase mandate have been made available to the members by electronic means via publication on the Company's website at the URL <https://www.icp.com.sg/> as well as on the SGXNet at the URL <https://www.sgx.com/securities/company-announcements>.
- Please read the notes overleaf which contain instructions on, inter alia, the appointment of a proxy(ies).
- This proxy form is not valid for use and shall be ineffective for all intents and purposes if used or purported to be used by CPFIS/SRS investors who hold SGX shares through CPF Agent Banks/SRS Operators. CPFIS/SRS investors:
  - may vote at the AGM if they are appointed as proxies by their respective CPF Agent Banks/SRS Operators and should contact their respective CPF Agent Banks/SRS Operators if they have any queries regarding their appointment as proxies; or
  - may appoint the Chairman of the Meeting as proxy to vote on their behalf at the AGM, in which case they should approach their CPF Agent Banks/SRS Operators to submit their votes.In either case, not later than 11:00 a.m. on 21 October 2024, being seven (7) working days before the date of the AGM.

\*I/We, \_\_\_\_\_ (Name) NRIC/Passport/Registration No. \_\_\_\_\_

of \_\_\_\_\_ (Address)

being a member(s) of ICP LTD. (the "Company"), hereby appoint:

Name	Address	NRIC/Passport No.	Proportion of Shareholdings	
			Number of Shares	%

\*and/or (delete as appropriate)

Name	Address	NRIC/Passport No.	Proportion of Shareholdings	
			Number of Shares	%

or failing the person(s) above, the Chairman of the AGM, as \*my/our proxy, to attend, speak and vote for \*me/us and on \*my/our behalf at the AGM of the Company to be held at Fort Room, Singapore Swimming Club, 45 Tanjong Rhu Rd, Singapore 436899 on Wednesday, 30 October 2024 at 11:00 a.m. and at any adjournment thereof. \*I/We direct \*my/our proxy(ies), to vote for or against, or abstain from voting, on the resolutions to be proposed at the AGM as indicated hereunder. If no specific direction as to voting is given, the proxy (save where the Chairman of the AGM has been appointed as proxy) will vote or abstain from voting at his/her/their discretion, as he/she/they will on any other matter arising at the AGM and at any adjournment thereof.

No.	Resolutions relating to:	For	Against	Abstain
<b>ORDINARY BUSINESS</b>				
1.	Adoption of the Audited Financial Statements for the financial year ended 30 June 2024 together with the Directors' Statement and Auditor's Report			
2.	Re-election of Ms. Jean Tan as a Director of the Company			
3.	Approval of the Directors' fees of S\$96,967/- for the financial year ended 30 June 2024			
4.	Re-appointment of Messrs Deloitte & Touche LLP as Auditors of the Company and to authorise the Directors to fix their remuneration			
<b>SPECIAL BUSINESS</b>				
5.	Authority to Allot and Issue Shares			
6.	Authority to Issue Shares under the ICP Performance Share Plan			
7.	Renewal of Share Purchase Mandate			

\* Please delete where inapplicable.

All resolutions put to the vote at the AGM shall be decided by way of poll. If you wish to exercise all your votes "For" or "Against", or "Abstain" the relevant Resolutions, please mark an "X" in the appropriate box provided. Alternatively, please indicate the number of votes "For" or "Against", or "Abstain" each Resolution in the boxes provided as appropriate. If you mark an "X" in the abstain box for a particular Resolution, you are directing your proxy, not to vote on that Resolution.

Dated this \_\_\_\_\_ day of \_\_\_\_\_ 2024

Total Number of Shares in:	Number of Shares
(a) CDP Register	
(b) Register of Members	
Total (Note 3)	

\_\_\_\_\_  
Signature(s) of Shareholder(s)  
or, Common Seal of Corporate Shareholder

**IMPORTANT: PLEASE READ NOTES FOR PROXY FORM OVERLEAF**



## **NOTES**

1. This proxy form can be accessed at the Company's website at the URL <https://www.icp.com.sg> as well as on the SGXNet at the URL <https://www.sgx.com/securities/company-announcements>.
2. The resolutions to be put to the vote of members at the AGM (and at any adjournment thereof) will be voted on by way of a poll.
3. Please insert the total number of shares held by you. If you have shares entered against your name in the Depository Register (as defined in Section 81SF of the Securities and Futures Act 2001 of Singapore), you should insert that number of shares. If you have shares registered in your name in the Register of Members, you should insert that number of shares. If you have shares entered against your name in the Depository Register and shares registered in your name in the Register of Members, you should insert the aggregate number of shares. If no number is inserted, the instrument appointing a proxy(ies) shall be deemed to relate to all the shares held by you.
4. A member who is not a relevant intermediary is entitled to appoint not more than two (2) proxies to attend, speak and vote at the AGM. Where such member's form of proxy appoints more than one (1) proxy, the proportion of the shareholding concerned to be represented by each proxy shall be specified in the form of proxy.
5. A member who is a relevant intermediary is entitled to appoint more than two (2) proxies to attend, speak and vote at the AGM, but each proxy must be appointed to exercise the rights attached to a different share or shares held by such member. Where such member's form of proxy appoints more than two (2) proxies, the number and class of shares in relation to which each proxy has been appointed shall be specified in the form of proxy.

**"Relevant Intermediary"** has the meaning ascribed to it in Section 181 of the Companies Act 1967.

A member can appoint the Chairman of the Meeting as his/her/their proxy, but this is not mandatory.

6. A proxy need not be a member of the Company.
7. The instrument appointing proxy(ies) must be submitted not less than seventy-two (72) hours before the time appointed for holding the AGM in the following manner:
  - (a) If submitted by post, be lodged at the office of the Company's Polling Agent, Complete Corporate Services Pte Ltd, at 10 Anson Road, #29-07 International Plaza, Singapore 079903; or
  - (b) If submitted electronically, be submitted via email to the Company's Polling Agent at [icp-agm@complete-corp.com](mailto:icp-agm@complete-corp.com).

In either case, not later than 11:00 a.m. on 27 October 2024 ("**Proxy Deadline**").

8. Completion and return of the instrument appointing a proxy(ies) by a member will not prevent him/her from attending, speaking and voting at the AGM if he/she so wishes. The appointment of the proxy(ies) for the AGM will be deemed to be revoked if the member attends the AGM in person and in such event, the Company reserves the right to refuse to admit any person or persons appointed under the relevant instrument appointing a proxy(ies) to the AGM.
9. The proxy form must be executed under the hand of the appointor or of his attorney duly authorised in writing. Where the proxy form is executed by a corporation, it must be executed either under its common seal (or by the signatures of authorised persons in the manner as set out under the Companies Act as an alternative to sealing) or under the hand of an attorney or a duly authorised officer of the corporation.
10. Where the proxy form is signed on behalf of the appointor by an attorney, the letter or power of attorney or a duly certified copy thereof must (failing previous registration with the Company) be lodged with the proxy form, failing which the proxy form may be treated as invalid.

## **GENERAL**

The Company shall be entitled to reject the proxy form if it is incomplete, improperly completed or illegible or where the true intentions of the appointer are not ascertainable from the instructions of the appointer specified in the proxy form. In addition, in the case of members whose Shares are entered against their names in the Depository Register, the Company may reject any proxy form lodged if such members are not shown to have Shares entered against their names in the Depository Register as at seventy-two (72) hours before the time appointed for holding the meeting, as certified by CDP to the Company.

## **PERSONAL DATA PRIVACY**

By submitting this proxy form, the member accepts and agrees to the personal data privacy terms set out in the Notice of AGM dated 15 October 2024.





**INVESTMENT CAPITAL PARTNERS**

ICP LTD.

ANNUAL REPORT 2024

Company Registration No: 196200234E

6 Temasek Boulevard, #23-01

Suntec Tower Four, Singapore 038986

T: +65 6221 4665