

ES GROUP (HOLDINGS) LIMITED
(Incorporated in the Republic of Singapore)
(Company Registration Number: 200410497Z)

SUSTAINABILITY REPORT FOR FY2019
- UPDATES TO THE STATISTICS UNDER THE SUSTAINABILITY TOPIC ON
SAFETY AND HEALTH

The board of directors (the “**Board**”) of ES Group (Holdings) Limited (the “**Company**”) refers to the Company’s Sustainability Report for the financial year ended 31 December 2019 (“**FY2019**”) released on the SGXNet on 31 May 2020 (“**Sustainability Report 2019**”). On page 10 of the Sustainability Report 2019 on the Sustainability Topic on Safety and Health, it was stated that the statistics on injury for FY2019 to be included on page 12 and page 13 of the Sustainability Report 2019 (“**Relevant Statistics**”) are not yet available as the Group’s safety department head has not been able to collate and furnish the data as a result of lock-downs of sites due to the COVID-19 pandemic, and that the Company will follow up and publish the Relevant Statistics as soon as data is available. Such information and statistics that are pending update have been duly marked with an asterisk in the Sustainability Report 2019.

The Board is pleased to inform that the Relevant Statistics have been collated and are now available, and are summarised in Appendix A attached to this announcement. A copy of the updated Sustainability Report 2019 is published by the Company on the SGXNet.

By Order of the Board
ES GROUP (HOLDINGS) LIMITED

LOW CHEE WEE
Executive Director and Chief Executive Officer
25 June 2020

This announcement has been prepared by the Company and its contents have been reviewed by the Company’s sponsor, ZICO Capital Pte. Ltd. (the “**Sponsor**”), in accordance with Rule 226(2)(b) of the Singapore Exchange Securities Trading Limited (the “**SGX-ST**”) Listing Manual Section B: Rules of Catalist.

This announcement has not been examined or approved by the SGX-ST and the SGX-ST assumes no responsibility for the contents of this announcement, including the correctness of any of the statements or opinions made, or reports contained in this announcement.

The contact person for the Sponsor is Ms Alice Ng, Director of Continuing Sponsorship, ZICO Capital Pte. Ltd. at 8 Robinson Road. #09-00 ASO Building, Singapore 048544, telephone (65) 6636 4201.

OUR SAFETY AND HEALTH

In a glance

What was said in 2018 (Target for 2019)	What happened in 2019	What we plan to do next (Target for 2020)
<ul style="list-style-type: none"> LTA Cases: Capped at 2 IFR: Capped at 10 ISR: Capped at 30 	<ul style="list-style-type: none"> LTA Cases: 1 IFR: 6 ISR: 27 	<ul style="list-style-type: none"> LTA Cases: Capped at 0 IFR: Capped at 0 ISR: Capped at 0

Table 4: Number of cases of injury by injury categories for 2019, actual versus target

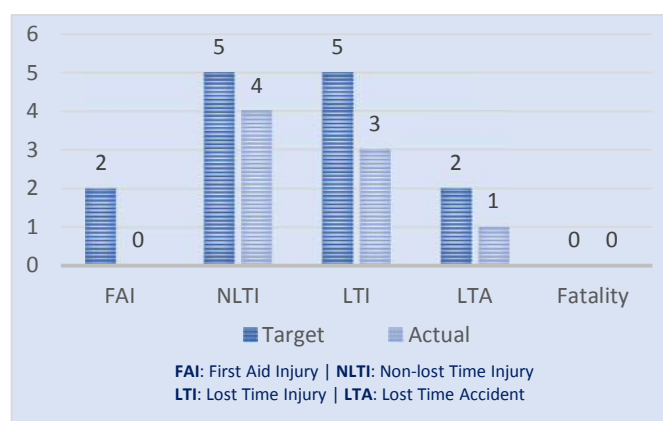


Table 6: Injury statistics for past 2 years (per million man-hours)

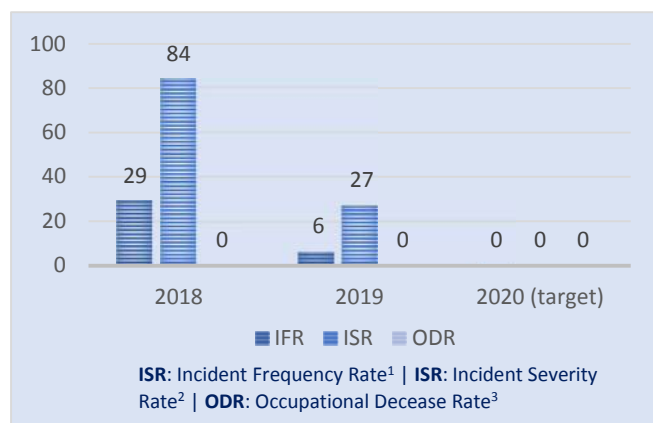
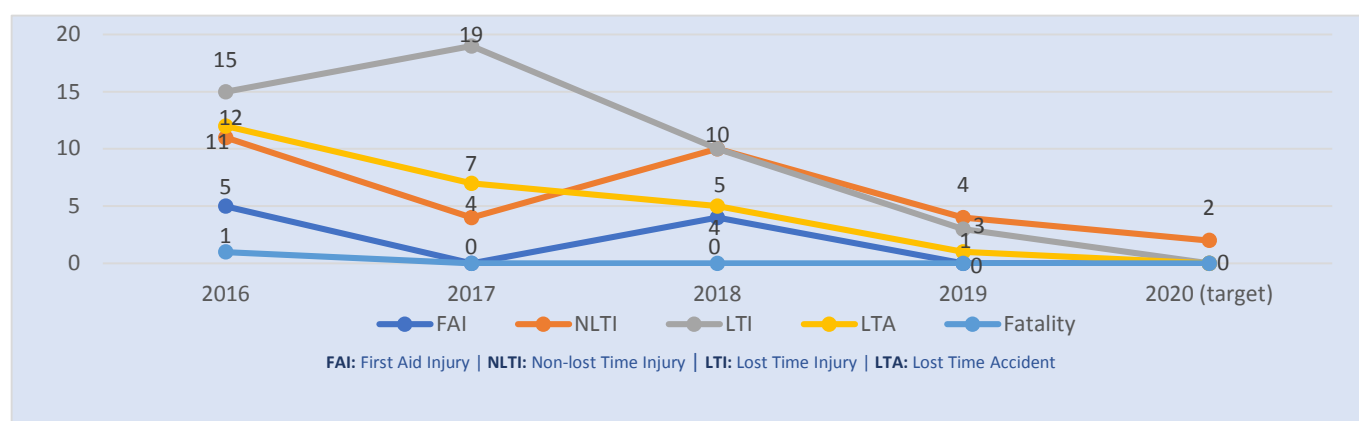


Table 5: Number of cases of injury by injury categories



Safe Working Environment

The Group has seen a decrease in the Incident Frequency Rate from 29 cases per million man-hours in 2018, to 6 cases per million man-hours in 2019. This was mainly due to the decrease in number of cases of all kind of injuries namely FAI, NLTI, LTI and LTA. The decrease in LTA has also translated to a lower Incident Severity Rate of 27 man-days lost per million man-hours in 2019, from 84 man-days lost per million man-hours in 2018. The number of LTA cases decreased from 5 cases in 2018, to 1 case in 2019.

The Group continues to strive towards ‘Zero Accident’ goal and targets to cap the number of LTA, IFR, ISR and ODR cases in 2020 at zero per million man-hours and zero man-days lost per million man-hours.

Footnotes

1. Incident Frequency Rate (“IFR”), also known as Injury Rate in the GRI Standards, is expressed in number of injury cases (all cases) against total man-hours (in millions) for the calendar year.
2. Incident Severity Rate (“ISR”), also known as Lost Day Rate in the GRI Standards, is expressed in number of man-days lost (LTA and Fatality) against total manhours (in millions) for the calendar year.
3. Occupational Disease Rate (“ODR”) is expressed in number of occupational disease case against total manhours (in millions) for the calendar year.