

INCH KENNETH KAJANG RUBBER PUBLIC LIMITED COMPANY

(990261M)

Incorporated in Scotland

109

YEARS OF  
ESTABLISHMENT

A N N U A L R E P O R T 2 0 1 8



# CONTENTS

2	Corporate Information
3	Corporate Structure
5	Board of Directors' Profile
7	Profile of Key Senior Management
8	Chairman's Statement
10	Strategic Report
13	Corporate Social Responsibilities
15	Corporate Sustainability Statement
16	Corporate Governance
25	Audit Committee Report
28	Statement on Internal Control
30	Group Financial Highlights
32	Financial Statements
87	Analysis of Shareholdings
89	List of Properties Registered Under the Group of Companies
91	Notice of Annual General Meeting
	Form of Proxy

# CORPORATE INFORMATION

## BOARD OF DIRECTORS

Dato' Adnan bin Maaruf  
Independent Non-Executive Director/  
Chairman

Dato' Tik bin Mustafa  
Independent Non-Executive Director

Dato' Haji Muda bin Mohamed  
Independent Non-Executive Director

Dr. Radzuan bin A. Rahman  
Independent Non-Executive Director

## AUDIT COMMITTEE

Dato' Tik bin Mustafa  
Chairman

Dato' Haji Muda bin Mohamed  
Member

## SENIOR INDEPENDENT NON-EXECUTIVE DIRECTOR

Dato' Tik bin Mustafa  
Independent Non-Executive  
Director

## COMPANY SECRETARY

Lee Thai Thye  
(LS 0000737)

## REGISTERED OFFICE IN UNITED KINGDOM

No 2 Lochrin Square  
96 Fountainbridge  
Edinburgh EH3 9QA  
Midlothian, United Kingdom  
Tel : 44 0131 226 5541  
Fax : 44 0131 226 2278

## PRINCIPAL OFFICE IN MALAYSIA

22nd Floor Menara Promet (KH)  
Jalan Sultan Ismail  
50250 Kuala Lumpur  
Malaysia  
Tel : 603-2144 4446  
Fax : 603-2141 8463

## BUSINESS OFFICE

26th Floor Menara Promet (KH)  
Jalan Sultan Ismail  
50250 Kuala Lumpur  
Malaysia  
Tel : 603-2144 4446  
Fax : 603-2141 8463

## PRINCIPAL REGISTRAR IN UNITED KINGDOM

Computershare Investor Services plc  
PO Box 82, The Pavillions  
Bridgwater Road  
Bristol BS99 7NH  
United Kingdom  
Tel : 44 0870 702 0003  
Fax : 44 0870 703 6101

## REGISTRAR IN MALAYSIA

Mestika Projek (M) Sdn Bhd (225545V)  
22nd Floor Menara Promet (KH)  
Jalan Sultan Ismail  
50250 Kuala Lumpur  
Malaysia  
Tel : 603-2144 4446  
Fax : 603-2141 9650

## UNITED KINGDOM COMPANY NUMBER

SC007574

## MALAYSIA COMPANY NUMBER

990261M

## WEBSITE

[www.ikkr.com.my](http://www.ikkr.com.my)

## AUDITORS

UHY Hacker Young LLP  
Quadrant House  
4 Thomas More Square  
London E1W 1YW  
United Kingdom

## PRINCIPAL BANKERS

Bank Islam Malaysia Berhad  
AmFunds Management Berhad  
Agrobank Berhad  
CIMB Bank Berhad  
Affin Hwang Asset Management  
Berhad

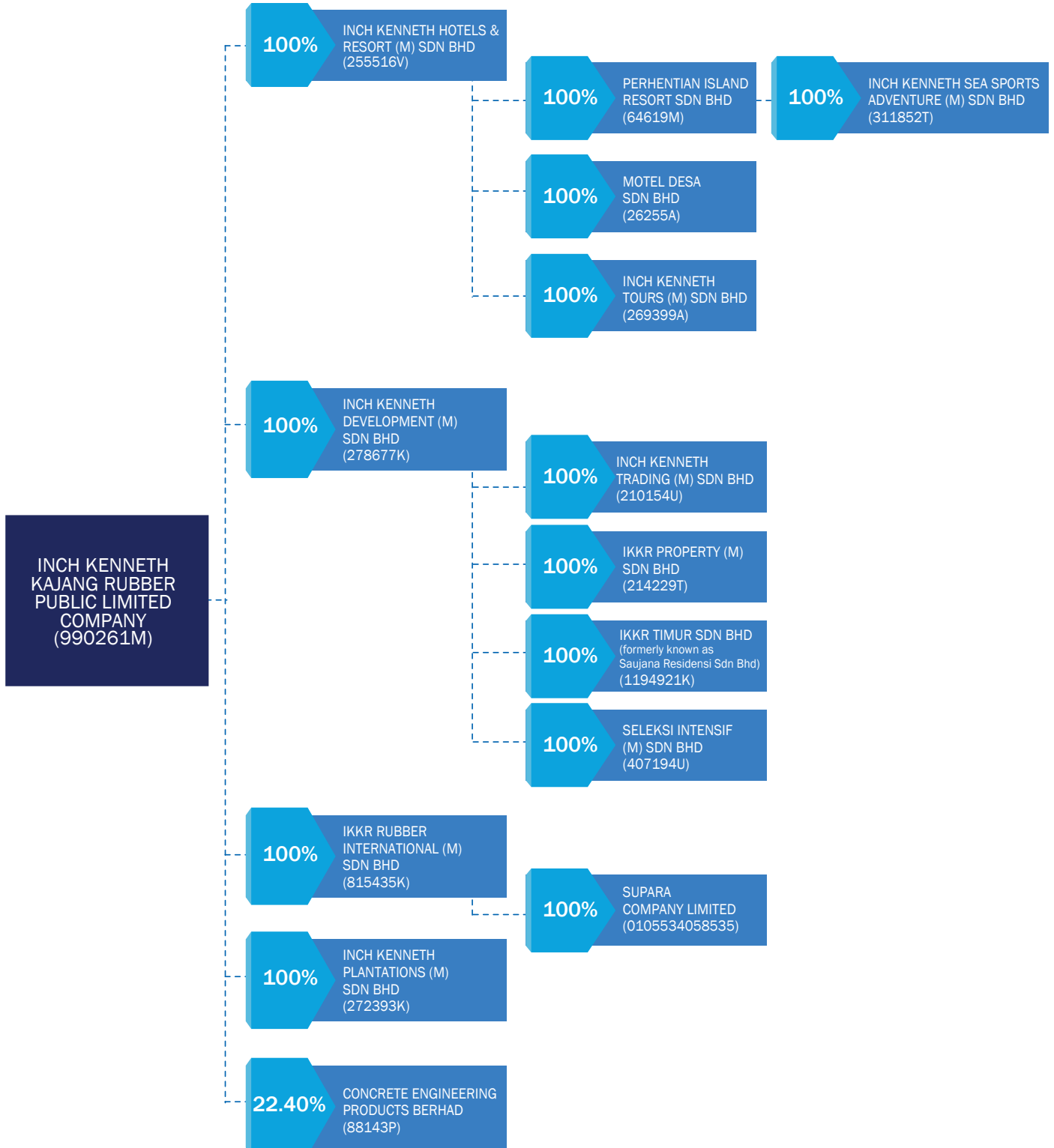
## STOCK EXCHANGE LISTINGS

Bursa Malaysia Securities Berhad  
Main Market  
Stock Code : 2607  
Stock Name : IncKen

Singapore Exchange Securities  
Trading Limited


# CORPORATE STRUCTURE

As at 31 December 2018





1. DATO' ADNAN BIN MAARUF
2. DATO' TIK BIN MUSTAFFA
3. DATO' HAJI MUDA BIN MOHAMED
4. DR. RADZUAN BIN A. RAHMAN
5. HUSSAIN AHMAD BIN ABDUL KADER  
(Group Chief Operating Officer)
6. LEE THAI THYE  
(Company Secretary)



## BOARD OF DIRECTORS' PROFILE



### **DATO' ADNAN BIN MAARUF**

Independent Non-Executive Director, Chairman Malaysian, aged 75

#### **BOARD COMMITTEE MEMBERSHIP**

- Member of Nomination Committee

#### **OTHER DIRECTORSHIPS IN PUBLIC COMPANIES**

- None

Dato' Adnan bin Maaruf was appointed to the Board on 22 April 2000.

He graduated from University of Malaya with a Bachelor of Arts (Honours) Degree and a Masters in Management from AIM Philippines. He started his career in the Government sector and after eighteen (18) years, became the Deputy Secretary General in the Ministry of National and Rural Development. He then became the Managing Director of Mara Holdings Sdn Bhd for five (5) years and subsequently, the Chairman of Malaysia Cooperative Insurance Society for ten (10) years.

He does not have any family relationship with any Director and/or major shareholder of the Company and there is no business arrangement with the Company in which he has a personal interest. He attended all the Board Meetings held in the financial year ended 31 December 2018.

He has had no convictions for any offences within the past five (5) years.



### **DATO' TIK BIN MUSTAFFA**

Independent Non-Executive Director Malaysian, aged 73

#### **BOARD COMMITTEE MEMBERSHIP**

- Chairman of Audit Committee
- Chairman of Nomination Committee

#### **OTHER DIRECTORSHIPS IN PUBLIC COMPANIES**

- None

Dato' Tik bin Mustaffa was appointed to the Board on 6 July 2012.

He holds a Bachelor's Degree in Economics from University of Malaya and a Master's Degree in Business Administration from University of Oregon, United States of America.

He started his career in the Malaysian Government Service where he served the Public Service Department, University Teknologi Malaysia, Ministry of Finance and Kuantan Port Authority. He also served the State Administrations of Pahang and Selangor as the State Finance Officer and State Secretary respectively.

In 1996, he joined Hicom Holdings Bhd as its Senior Vice President and was later appointed as its Senior Group Director for Operations in the merged entity of DRB-Hicom Bhd. He left in 2005, and in 2010, he became the Chairman of Eastern Pacific Industrial Corporation Berhad for a year. He is currently the Chairman/Director of Trumer International Sdn Bhd.

He does not have any family relationship with any of the Company's Directors and/or major shareholders and has no conflict of interest with the Company. He attended all the Board Meetings held in the financial year ended 31 December 2018.

He has had no convictions for any offences within the past five (5) years.

## BOARD OF DIRECTORS' PROFILE

(cont'd)



### **DATO' HAJI MUDA BIN MOHAMED**

Independent Non-Executive Director  
Malaysian, aged 74

#### **BOARD COMMITTEE MEMBERSHIP**

- Chairman of Remuneration Committee
- Member of Audit Committee

#### **OTHER DIRECTORSHIPS IN PUBLIC COMPANIES**

- None



### **DR. RADZUAN BIN A. RAHMAN**

Independent Non-Executive Director  
Malaysian, aged 75

#### **BOARD COMMITTEE MEMBERSHIP**

- Member of Nomination Committee
- Member of Remuneration Committee

#### **OTHER DIRECTORSHIPS IN PUBLIC COMPANIES**

- Idaman Unggul Berhad
- Kulim (Malaysia) Berhad

Dato' Haji Muda bin Mohamed was appointed to the Board on 15 February 2000.

He graduated with a Diploma in Civil Engineering and subsequently a Bachelor of Science, Civil Engineering Degree from University of Westminster, United Kingdom. A Fellow of the Institution of Engineers Malaysia, he started his career as an engineer in two Government agencies and an international oil company. After thirteen (13) years, he joined Sime UEP Properties Bhd and left ten (10) years later after becoming its Operation Director. He then went on to TTDI Development Sdn Bhd, and left seven (7) years later after serving as its Group Chief Executive Officer. He is now an Executive Chairman of a company dealing in civil engineering contracting jobs.

He does not have any family relationship with any Director and/or major shareholder of the Company and there is no business arrangement with the Company in which he has a personal interest. He attended all the Board Meetings held in the financial year ended 31 December 2018.

He has had no convictions for any offences within the past five (5) years.

Dr. Radzuan bin A. Rahman was appointed to the Board on 24 March 2005.

He graduated with a Bachelor's Degree in Agricultural Science from University of Malaya, and later pursued his Masters in Science and Doctorate in Resource Economics at Cornell University, New York. He was a lecturer and Dean at the faculty of Resource Economics and Agribusiness, Universiti Pertanian Malaysia (now known as Universiti Putra Malaysia), until March 1980. He then went to Sime Darby Plantations Berhad and in 1984, joined Golden Hope Plantations Berhad as a Director of Corporate Planning and worked his way up to be Group Director of the plantation division. He was later appointed as the Managing Director of Island & Peninsular Berhad and Austral Enterprises Berhad and retired in 2004. He was a Director of Fraser & Neave Holdings Berhad and Kuwait Finance House (Malaysia) Berhad.

He does not have any family relationship with any Director and/or major shareholder of the Company and there is no business arrangement with the Company in which he has a personal interest. He attended four (4) of the Board Meetings held in the financial year ended 31 December 2018.

He has had no convictions for any offences within the past five (5) years.



## PROFILE OF KEY SENIOR MANAGEMENT



### HUSSAIN AHMAD BIN ABDUL KADER

Group Chief Operating Officer  
Malaysian, aged 55

#### DIRECTORSHIPS IN PUBLIC COMPANIES

- None

Encik Hussain Ahmad bin Abdul Kader was appointed to the current position in 2004.

He graduated from University Utara Malaysia (UUM) with a Bachelor of Accounting (Honours) Degree. He was an apprentice at Lim, Ali & Co (Arthur Young), Ipoh, and Azwan, Wong, Salleh & Co, Kuala Lumpur. He started his career with Ernst & Whinney, Kuala Lumpur, in 1989 (now known as Ernst & Young) for five (5) years until 1994. Thereafter he joined Inch Kenneth Kajang Rubber Public Limited Company as the Investment Development Manager. He is also a Member of the Malaysia Institute of Accountants since 1992 and the Malaysia Institute of Taxation since 1994.

He does not have any family relationship with any Director and/or major shareholder of the Company and there is no other business arrangement with the Company in which he has a personal interest.

He has had no convictions for any offences within the past five (5) years.

### DIRECTORS STANDING FOR RE-ELECTION AT THE ONE HUNDRED AND NINTH ANNUAL GENERAL MEETING (“109TH AGM”) TO BE HELD ON 12 JUNE 2019

Pursuant to Article 86 of the Company’s Articles of Association:

- Dato’ Adnan bin Maaruf

#### Special Business


Pursuant to Guidance of the Malaysian Code on Corporate Governance 2017 (“MCCG 2017”):

- Dato’ Adnan bin Maaruf
- Dato’ Haji Muda bin Mohamed
- Dr. Radzuan bin A. Rahman

# CHAIRMAN'S STATEMENT

DEAR SHAREHOLDERS,

On behalf of the Board of Inch Kenneth Kajang Rubber Public Limited Company, I present herewith the One Hundred and Ninth Annual Report and Financial Statements of the Company and the Group for the financial year ended 31 December 2018.



# CHAIRMAN'S STATEMENT

(cont'd)

## DIVIDENDS

The Board had proposed an interim dividend payout of 2% (0.2 pence or 1.109 sen) for the financial year ended 31 December 2017 as part of our commitment to deliver shareholders value, with the total dividends under the single tier system.

## PERFORMANCE REVIEW

During the financial year under review, the Group recorded a revenue of RM15.737 million and a loss after tax of RM11.123 million compared to a revenue of RM15.839 million and a post-tax loss of RM14.748 million for the previous year. The decrease in Group's turnover by RM0.1 million is mainly due to the lower prices of the rubber blocks during the financial year under review.

The plantation division recorded a lower revenue at RM0.171 million (2017: RM0.181 million) due to the decline in prices of crude palm oil by about 20% to RM2,235 (2017: RM2,783). Revenue from the Group's tourism division increased by 6.7% to RM11.318 million from RM10.611 million in 2017 due to higher bookings received.

Included in the above results for the financial year under review was a share of loss after taxation of RM1.822 million versus share of loss after taxation of RM0.730 million in 2017 from the Group's associate – Concrete Engineering Products Berhad ("CEPCO"), a manufacturer and distributor of prestressed spun concrete piles and poles. The decreased sales volume is attributable to the slower offtake in the overseas projects. As such, there was an impairment of RM2.943 million to reflect the current market price of CEPCO.

Overall, the total performance of the Group was mainly affected by the impairment in CEPCO.

## CORPORATE DEVELOPMENT

The shareholders of the Company had approved an ordinary resolution at the One Hundred and Eighth Annual General Meeting ("108th AGM") held on 7 June 2018 for the Company to purchase its own shares up to a maximum of 10% of the issued and paid-up capital of the Company. The Directors of the Company are committed to enhancing the value of the Company and believe that the purchase plan is being implemented in the best interest of the Company and its shareholders.

As at 31 December 2018, the Company has 33,720,700 ordinary shares held as treasury shares and the issued and paid-up share capital of the Company remained at 420,750,000 ordinary shares of £0.10 each.

## FUTURE OUTLOOK

The Master Plan to develop the land bank in Kajang, totalling approximately 140 hectares will soon be submitted to Majlis Perbandaran Kajang ("MPKJ") after receiving the conditional approvals and comments from Jabatan Alam Sekitar ("JAS"), Lembaga Lebuhraya Malaysia ("LLM") and Jabatan Kerja Raya ("JKR").

We have revised our Master Plan based on consultations with MPKJ. From various feedback received, this new township will create a positive impact within the South Greater Klang Valley region.

As per our expectation, revenue for the tourism division increased in 2018. We anticipate further growth in 2019 as we foresee more tourists coming to the resort. The manufacturing division, however, is expected to remain at the same level due to the low market prices of the rubber blocks.

## APPRECIATION

On behalf of the Board, I wish to express my appreciation to all our customers, shareholders, business partners, bankers and government authorities for their continued support and encouragement during the year.

Special thanks also go to the management and staff. Your invaluable efforts and firm dedication to the Group are truly appreciated. We are confident that success is in the pipeline.

I would also like to take this opportunity to offer my personal gratitude to my fellow Board members for their commitment and guidance.

Finally, a word of appreciation to our former Director, Datuk Kamaruddin bin Awang, who resigned on 11 January 2019. For the past 10 years he was with us, he had shared his vast knowledge in the property, financial and corporate matters, sectors of which he was involved for more than 40 years. We hope he remains in good health and wish him all the best in his future undertakings.

**DATO' ADNAN BIN MAARUF**  
Chairman

30 April 2019

# STRATEGIC REPORT

## REVIEW AND PERFORMANCE OF THE BUSINESS

The Group's principal activities remain unchanged throughout the year 2018. The plantations in Kajang and Bangi are still providing revenue through the sale of the fresh fruit bunches ("FFB") they produce, albeit at a lower volume.

## ESTATES

The total area of the Group's estates as at 31 December 2018 is as follows:

	<b>Hectares</b>	
	<b>2018</b>	<b>2017</b>
Oil Palm (Mature)	190	190
Roads, buildings, gardens, nurseries and wasteland	12	12
<b>Total</b>	<b>202</b>	<b>202</b>

The yields from the plantation activity for the year ended 31 December 2018 are as follows:

<b>Harvested crops</b>	<b>FFB</b>
2018 (tonnes)	380
2017 (tonnes)	315

## TOURISM

In Terengganu, the hotels within the Group recorded higher revenues due to more bookings received, consequential to the marketing efforts done during the year.

## MANUFACTURING

The sales from our rubber manufacturing subsidiary in Thailand was lower at RM3.980 million (2017: RM4.918 million). This was mainly due to the drop in prices of the rubber blocks.

## OVERALL

The Group's revenue was RM15.737 million for the year ended 31 December 2018 as compared to RM15.839 million in the preceding year, decrease of 0.6%, mainly due to the drop in selling prices of the rubber blocks during the financial year under review.

The Group's results after tax improved from a loss of RM14.748 million to a loss of RM11.123 million, or a loss per share of 2.87 sen (2017: loss per share of 3.66 sen). The lower loss was due principally to lesser impairment on the investment in CEPCO of RM2.943 million (2017: RM9.595 million).

With this result, the Group's Net Assets is now RM633.241 million (2017: RM637.235 million) or RM1.64 (2017: RM1.58) per share, which is calculated after deducting the shares that were bought back. During the financial year ended 31 December 2018, the Company purchased a total of 16,179,900 shares under the share buy-back. A total of 33,720,700 shares were bought back and retained as treasury shares and there had been no resale or cancellation of the said shares.

Despite the business activities of the Group remaining at approximately the same level as last year, the cash position available for use at the end of the 2018 financial year was RM30.439 million (2017: RM36.919 million).

# STRATEGIC REPORT

(cont'd)

At 31 December 2018, the Group had total assets of RM725.063 million compared to RM725.556 million in 2017. The Group's total liabilities stood lower at RM91.822 million compared to RM88.321 million at the prior year end. The resulting net assets were RM633.041 million at 31 December 2018 (2017: RM637.235 million). The current ratio is now at 31.3 (2017: 31.4).

Thus, as a going concern, the Group is in a healthy position.

## RESULTS AND DIVIDENDS

The Group's results for the year are set out on page 44. The Group's loss attributable to shareholders of the Company for the financial year ended 31 December 2018 amounted to RM11.123 million (2017: loss of RM14.748 million).

On 6 April 2018, the Directors approved and declared a 2% interim dividend for the financial year ended 31 December 2017. The total amount of RM4.322 million was paid on 26 April 2018. The interim dividend was under the single tier system of RM0.0109 per share, on 403,209,200 ordinary shares. A dividend of 2% is proposed for the financial year ended 31 December 2018.

In the opinion of the Directors, the results of the operations of the Group and of the Company during the financial year were not substantially affected by any item, transaction or event of a material and unusual nature.

## FUTURE DEVELOPMENTS AND PROJECTS

The Master Plan to develop the land bank in Kajang, totalling approximately 140 hectares will soon be submitted to MPKJ after receiving the conditional approvals and comments from JAS, LLM and JKR. We have revised our Master Plan based on consultations with MPKJ. From various feedback received, this new township will create a positive impact within the South Greater Klang Valley region.

As per our expectation, revenue for the tourism division increased in 2018. We anticipate further growth in 2019 as we foresee more tourists coming to the resort. The manufacturing division, however, is expected to remain at the same level due to the low market prices of the rubber blocks.

The statements above comply with Practice 1.1 of the MCG 2017.

No other events have occurred since the reporting date which significantly affects the Company or the Group.

## PRINCIPAL RISKS AND UNCERTAINTIES FACING THE BUSINESSES

The principal risks and uncertainties faced by the Group's businesses are:

(a) Exposure to the risks inherent to the oil palm and rubber industries

The Group is susceptible to certain business risks inherent to the oil palm and rubber industries as well as general business risks, which include but are not limited to:

- (i) constraints and rising costs of labour supply and raw materials;
- (ii) poor weather;
- (iii) price fluctuations of commodity;
- (iv) threat of substitute products; and
- (v) change in regulatory, economic and business conditions.

# STRATEGIC REPORT

(cont'd)

(b) Exposure to the risks inherent in the property development industry

The Group is considering entering into property development. It will be exposed to the cyclical performance caused by the changes in the domestic and global economic conditions, which give rise to intense competition among the local players and new entrants in the property market. In addition, its profitability may also be affected by the changes in the economic and political environment such as changes in taxation, inflation, foreign exchange rates, government policies, population growth and accounting policies.

(c) Exposure to the risks inherent to the tourism industry

The Group is subject to risks inherent to the hotel and tourism sector. These may include general global and regional economic downturns, uncertainties from terrorism activities and war, socio-political instability, a decrease in demand or an oversupply of hotel and resort rooms, an increase in the operating costs due to inflation and other factors such as energy and labour costs, labour supply shortages, changes in credit conditions, changes in customers' preferences and the collectability of debts.

## INFORMATION TO SHAREHOLDERS

The Group has its own website [www.ikkr.com.my](http://www.ikkr.com.my) for the purposes of improving information flow to shareholders and potential investors.

On behalf of the Board

**DATO' ADNAN BIN MAARUF**  
Director

**DATO' HAJI MUDA BIN MOHAMED**  
Director

Kuala Lumpur, Malaysia  
30 April 2019

## CORPORATE SOCIAL RESPONSIBILITIES

The Group's performances are also measured by its contribution to people and environment. We have therefore integrated our business activities for the benefit of our employees as well as the surrounding society.



At Perhentian Island Resort ("PIR"), we place high importance in maintaining the natural environment and preserving the beauty of the corals existing just off our beach as well as protecting other marine life. The cleanliness of the pristine water and white sandy beach has always been of serious concern.



Efforts have also been made to ensure the rainforest, being the ideal backdrop of our resort, is retained at its best. We have created a new jungle track for guests to enjoy more of what the forest could offer. Any development that may compromise the surrounding nature would not be undertaken except for minimal encroachment of the trees while maintaining the vegetation. Employees and hotel guests alike are encouraged to share the same vision in protecting and sustaining good ecological sense. We also support the various events held at Pulau Perhentian Kecil which is a popular tourist attraction by itself.



*Resort's accommodation*



*Popular guests' activities*



*Among staff activities at PIR – Merdeka Day celebration, tree planting and donating blood*

# CORPORATE SOCIAL RESPONSIBILITIES

(cont'd)

At Supara Company Limited ("Supara"), we have been consistent in our efforts to establish a conducive and healthy working environment. We conduct urine test quarterly every year and hold biannual medical check-up for the employees. We prohibit smoking and drinking at the factory premises and carry out Internal Quality Audit and practice the procedures set by the authorities. We take steps to reduce wastage and pollution and ensure no contamination occurs during the discharge of our waste products.



*Supara rubber factory*



*Workers planting organic vegetables for the benefit of Supara factory*



Supara also make initiatives towards the surrounding social responsibilities and have been constantly participating with other organisations to serve the neighbouring society.



*Supported activities held on Children's Day with Sub-district Administration Organisation and Takuapa Municipality*



*Cleaning activity at Bangmuang Temple*



*Cleaning activity at Namken Village*



*Cleaning the homes and providing necessities for needy residents in Bangbandlud village*



At the Group level, employees are viewed as the key assets for its growth and also the main drivers of strength to each respective company. They are provided with appropriate environment for both work and social advantages. Accommodations and necessary facilities are provided at the rubber factory, hotels and resort. They are also given adequate medical and health insurance benefits. Houses are even provided to former estate workers in Kajang. For that, we are grateful for the cooperation given by the Selangor State Government, Majlis Perbandaran Kajang, Pejabat Tanah Hulu Langat, Jabatan Kerja Raya and UEM Sunrise Berhad. We hope this social project will be an inspiration for other companies to emulate in the same direction.





# CORPORATE SUSTAINABILITY STATEMENT

Environmental sustainability is an ethical responsibility and a moral issue. The Group is committed in exercising its best efforts to conserve the environment through the following programs:

- (a) Reduces greenhouse gas emissions by increasing energy efficiency and lowering its consumption. We actively try to find ways to reduce carbon footprint while expanding energy supply to meet the needs of our businesses. We invest in renewable energy by changing from diesel to gas at Supara and using solar heaters at PIR.
- (b) Maintains water resources effectively by encouraging all of our business units to ensure sustainable consumption of water in their operations. We make an effort to develop efficient ways to recycle used water, and to explore alternative ways to generate clean water from the surrounding sources. At PIR, we use underground water supply for nurturing plants and general outdoor cleaning.
- (c) Ensures all liquid discharged from business activities are properly filtered before it goes to the main drainage system.
- (d) Improves energy efficiency by using LED lightings and encourages paperless operations within the Group.
- (e) Develops our resort based on the original environment and enhances the landscape by planting appropriate tropical vegetation. We encourage the growth population of natural habitat creatures within the vicinity of the resort.
- (f) Takes part in cleaning activities at the base of the ocean together with other environmental organisations to preserve the natural habitat of the marine park.



# CORPORATE GOVERNANCE

## THE MALAYSIAN CODE ON CORPORATE GOVERNANCE

It is the policy of the Company to manage the affairs of the Group in accordance with the appropriate standards for good corporate governance. Set out below is a statement on how the Company has applied the principles and complied with the recommendations as set out in the Malaysian Code on Corporate Governance 2017 except where stated otherwise.

## BOARD OF DIRECTORS

### Board Charter

The Board Charter was established in year 2002 to set out strategic intent and outline the Board's structure and procedures, code of conduct, roles and responsibilities and relationship of the Board to the management in accordance with Practice 2.1 of the MCCG 2017. The following paragraphs detail out the charter. The Board recognises the importance of the Board Charter and will adhere to it and will take steps to enhance the Board Charter from time to time.

### Board Composition and Board Balance

The Board has five (5) members, comprising of all Independent Non-Executive Directors until the resignation of Datuk Kamarudin bin Awang on 11 January 2019. This composition fulfils the requirements mandated by the Main Market Listing Requirements ("Main LR") of Bursa Malaysia Securities Berhad ("Bursa Securities") which stipulates that at least two (2) Directors or one-third of the Board, whichever is higher, must be independent. The Directors have wide ranging experience and all had occupied senior positions in the public and/or private sectors. Three of them have experiences related to the plantation, tourism and property sectors which are the main business drivers of the Group. A brief profile of each Director is presented on pages 5 to 6 of this Annual Report.

The balance between Independent Non-Executive Directors together with the support from management is to ensure that there is an effective representation for the shareholders. It further ensures that issues of strategy, performance and resources are fully addressed and investigated to take into account long-term interests of shareholders, relevant stakeholders and the community in which the Group conducts its business. The Independent Non-Executive Directors also bring independent judgement and challenge standards of conduct and fulfil a pivotal role in corporate accountability.

The Directors, with their different backgrounds and specialisations, collectively bring considerable knowledge, judgement and experience to the Board that has been vital to the direction of the Group.

No individual or a group of individuals dominates the Board's decision making and the number of Directors reflects fairly the investment of the shareholders. The Board of Directors must select among them a Chairman, who, in accordance with Practice 1.3 of the MCCG 2017, the positions of Chairman and Chief Operating Officer are held by different individuals. In accordance with Practice 4.1 of the MCCG 2017, the Board must comprise a majority of Independent Directors. The Chairman of the Board is Dato' Adnan bin Maaruf.

The Board has not set a gender diversity target as of the reporting period. It is of the view that the Board membership should be determined based on a candidate's skills, experience and other qualities regardless of gender. Thus, the Board is still looking for a female Director who will be able to complement the current representation.

A statement by the Directors and their responsibilities for preparing the financial statements is included on page 37.

### Company Secretary

The Company Secretary plays an advisory role to the Board in relation to the Company's constitution, the Board's policies and procedures, and compliance with the relevant regulatory requirements, codes or guidance and legislations. The Company Secretary is suitably qualified, competent and capable of carrying out the duties required and has attended trainings and seminars conducted by relevant regulatory to keep abreast with the relevant updates on statutory and regulatory requirements and updates on the Main LR of Bursa Securities and the Malaysian Companies Act 2016 ("the Act").

Deliberations during the Board and Committee Meetings were properly minuted and documented by the Company Secretary.

# CORPORATE GOVERNANCE

(cont'd)

## **Board Responsibilities**

The Board plays a primary role in the conduct and control of the Group's business affairs. The Board is primarily responsible for the Group's overall strategic plans for business performance, succession planning, risk management, investor relations programmes, internal control, management information and statutory matters. The Board is required to commit their time in order to have an effective working partnership with the management in establishing the strategic direction and goals and in monitoring its achievement. This complies with Practice 1.1 of the MCCG 2017.

The presence of Independent Non-Executive Directors shall provide unbiased and independent views and judgements in the decision making process at the Board level and to ensure that no significant decisions and policies are made by any individual and that the interest of the minority shareholders are safeguarded.

The Board delegates specific powers and responsibilities to three (3) Board Committees namely, Audit, Nomination and Remuneration Committees, and the day to day operation matters to the management headed by the Group Chief Operating Officer.

## **Whistle-Blower Policy**

The Board has also adopted Whistle-Blowing Policies and Procedures, which outline when, how and to whom a concern may be properly raised about the actual or potential corporate fraud or breach of regulatory requirements involving employees, management or Director in the Group. The Board is aware of the need for adherence to the Company's policies and employees in the Group respectively and will take measures to put in place a process to ensure its compliance.

## **Appointments to the Board**

Appointment to the Board is based on the recommendations of the Nomination Committee established by the Board. This includes subsidiary companies. The Nomination Committee considers the required mix of skills and experience that the Directors should bring to the Board in making these recommendations. The Nomination Committee is responsible, inter alia, for making recommendations to the Board on new nominees for the Board including Board Committees and for assessing Directors on an ongoing basis. The Nomination Committee also reviews the Board's required mix of skills and experience and other qualities, including core competencies which Non-Executive Directors should bring to the Board. The Board must show their commitment in terms of time and contribution.

## **Re-election**

All Directors appointment to the Board are subject to the rules and regulations of the Act and the Company's Articles of Association ("the Articles").

In accordance with the Articles, all Directors shall retire from office at least once in each three (3) years and a retiring Director is eligible for re-election.

An election of the Directors shall take place each year. At each Annual General Meeting ("AGM"), one-third of the Directors for the time being (or if their number is not a multiple of three (3), the number nearest to but no greater than one-third) shall retire from office provided that all Directors shall retire from office at least once every three (3) years but shall be eligible for re-election.

The Articles further provide that all newly appointed Directors shall retire from office but shall be eligible for re-election in the next AGM subsequent to their appointment.

# CORPORATE GOVERNANCE

(cont'd)

The names of the Directors of the Company who are seeking re-election or re-appointment at the 109th AGM of the Company to be held on 12 June 2019 as per set out in the Notice of AGM are as follows:

## Directors Standing for Re-Election at the 109th AGM

Pursuant to Article 86 of the Articles:  
Dato' Adnan bin Maaruf

## Special Business

Pursuant to Guidance of the MCCG 2017:  
Dato' Adnan bin Maaruf  
Dato' Haji Muda bin Mohamed  
Dr. Radzuan bin A. Rahman

## Tenure of Independent Directors

In accordance with Practice 4.2 of the MCCG 2017, Directors will remain independent for a period of up to nine (9) years. As such, the Board will recommend to retain those Directors who have exceeded nine (9) years and shall seek shareholders' approval at the forthcoming AGM. The recommendation for the extension is detailed out in the Notice of AGM on page 89.

## Supply of Information

The Board meets on a quarterly basis with additional meetings held whenever necessary. There were five (5) Board of Directors meetings held during the financial year ended 31 December 2018 and the details of attendance are set out as follows:

Name of Directors	No. of Meetings Attended
Dato' Adnan bin Maaruf	5/5
Dato' Tik bin Mustaffa	5/5
Dato' Haji Muda bin Mohamed	5/5
Dr. Radzuan bin A. Rahman	4/5
Datuk Kamaruddin bin Awang (resigned w.e.f 11 January 2019)	5/5

Four (4) of the meetings were held at 26th Floor Menara Promet (KH), Jalan Sultan Ismail, 50250 Kuala Lumpur. One (1) of the meetings was held in Chiang Mai, Thailand.

The Company Secretary was present at all Board of Directors meetings held during the financial year ended 31 December 2018, in accordance with Practice 1.4 of the MCCG 2017.

Prior to the Board meetings, the agenda together with the relevant documents and information are distributed to all Directors to ensure they have sufficient time to review and be prepared for discussion. The Group Chief Operating Officer and/or other relevant key management personnel will provide information on the Group's performance and clarification on relevant issues and management's recommendations for deliberation and discussion by the Board prior to decision-making. Proceedings of Board meetings are recorded and signed by the Chairman of the meeting.

Apart from the above, the Board members are updated on the Company's activities and its operations on a regular basis. Management's review and analysis on the Group's performance will be tabled to the Board every quarter for review. All Directors whether as a full board or in their individual capacity have access to all information of the Company on a timely basis in an appropriate form and quality necessary to enable them to discharge their duties and responsibilities.

All Directors have access to the advice and services of the Company Secretary and are entitled to seek independent professional advice, whenever necessary, at the expense of the Group. The appointment and removal of the Company Secretary are matters for the Board as a whole.

## Directors' Training

The Board acknowledges the fact that continuous education is vital for the Board members to gain insight into the state of economy, manufacturing, technological advances in the core business and keep abreast of latest regulatory developments and management strategies.

The Board receives regular briefings and updates on the Group's businesses, operations, risk management, internal controls, corporate governance, finance and any new or changes to the relevant legislation, rules and regulations.

# CORPORATE GOVERNANCE

(cont'd)

All the Directors have attended the Mandatory Accreditation Programme prescribed by Bursa Securities. During the year, the Senior Management are encouraged to attend courses whether in-house or external to help them in the discharge of their duties. The Directors have also attended the following seminars to broaden their perspective, skills, knowledge and to keep abreast of the relevant changes in law, regulations and the business environment:

Directors	Seminar Title	Date
Dato' Adnan bin Maaruf	Advocacy Programme on CG Assessment using the Revised Asean CG Scorecard Methodology	9 August 2018
Dato' Tik bin Mustaffa	Introduction to Corporate Liability Provision: 'What it is, How will my Company be Affected, and What do I need to put in place by way of Safeguards'	6 September 2018
Dato' Haji Muda bin Mohamed	Breakfast Series: Companies of the Future – The Role of Boards	4 December 2018
Dr. Radzuan bin A. Rahman	Breakfast Series: "Non-Financials – Does it Matter"	5 December 2018
Dato' Kamaruddin bin Awang (resigned w.e.f 11 January 2019)	Introduction to Corporate Liability Provision: 'What it is, How will my Company be Affected, and What do I need to put in place by way of Safeguards'	6 September 2018

The Directors will continue to undergo other training programmes and seminars from time to time as they consider necessary to equip themselves with the relevant knowledge and ideas to discharge their duties effectively.

## BOARD COMMITTEES

The Board has set up Committees to delegate specific powers and responsibilities, all of which have their own written constitutions and terms of reference. The Chairman of the respective Committees reports to the Board the outcomes and recommendations thereon and minutes of such Committee meetings will be tabled for the Board's notation. The ultimate responsibility for the final decision on all matters of Board Committees lies with the entire Board. The Committees are as follows:

### Audit Committee

The Audit Committee's terms of reference, which outline the Committee's functions, responsibilities and duties, are contained in the Audit Committee Report.

During the year, the Audit Committee has, inter alia, performed the following functions:

- (a) Reviewed the Group's quarterly and annual financial statements before announcing to Bursa Securities and Singapore Stock Exchange Securities Trading Limited ("SGX-ST");
- (b) Reviewed with the external auditors, Messrs UHY Hacker Young LLP, the scope of their engagement, fees, as well as the accounting and reporting matters emanating from their examination of the annual financial statements;
- (c) Appraised on significant risk, control, regulatory and financial matters that have come to the attention of the external auditors in the course of their audit; and
- (d) Deliberated on the implications and effects of the relevant International Financial Reporting Standards which came into effect during the year.

The Committee is aware of the risk management, control and governance processes relating to critical corporate and operational areas. It also closely monitors the recommendations made in order to obtain assurance that all key risk and control concerns have been duly addressed and properly managed. This complies with Practice 9.1 of the MCCG 2017.

More information on the Audit Committee is given in the Audit Committee Report on pages 25 to 27.

# CORPORATE GOVERNANCE

(cont'd)

## Nomination Committee

The Nomination Committee was established on 20 February 2003 and the members of the Nomination Committee comprises of:

Dato' Tik bin Mustafa	Chairman, Independent Non-Executive Director
Dato' Adnan bin Maaruf	Member, Independent Non-Executive Director
Dr. Radzuan bin A. Rahman	Member, Independent Non-Executive Director
Datuk Kamaruddin bin Awang (resigned w.e.f 11 January 2019)	Member, Independent Non-Executive Director

The functions of the Nomination Committee include:

- (a) Assesses the effectiveness of the Board and the contribution of each individual Director;
- (b) Assesses the size of the Board and reviews the mix of skills and experience and other qualities required by the Board to function completely and efficiently;
- (c) Assesses and recommends new nominees for appointment to the Board and to the Boards of the Group's subsidiary companies;
- (d) Assesses the independence of Independent Directors for recommendation to the shareholders for approval at the Company's general meeting.

The Company Secretary will ensure that all appointments are properly made and that all necessary information is obtained from the Directors.

The Nomination Committee has met six (6) times during the financial year ended 31 December 2018 to review all the Directors who are due for re-election and re-appointment at the Company's AGM, and to deliberate and nominate Directors to attend seminars.

## Remuneration Committee

The Remuneration Committee was established on 20 February 2003.

The members of the Remuneration Committee are:

Dato' Haji Muda bin Mohamed	Chairman, Independent Non-Executive Director
Dr. Radzuan bin A. Rahman	Member, Independent Non-Executive Director
Datuk Kamaruddin bin Awang (resigned w.e.f 11 January 2019)	Member, Independent Non-Executive Director

The Remuneration Committee has met once (1) during the financial year ended 31 December 2018.

## DIRECTORS' REMUNERATION REPORT

### The Level and Make-up of Remuneration

The Remuneration Committee endeavours to ensure that the remuneration package offered is competitive to attract, retain and motivate senior executives of high calibre who will strive to achieve the Group's objectives. This complies with Practice 6.1 of the MCCG 2017.

The package may include basic salary, benefits and annual bonuses that will be based on the individual performance and dependent upon the achievement of predetermined targets. The Directors' fees and meeting allowances paid to all Directors, individually and per meeting respectively, are disclosed in note 11 to the financial statements.

There were no performance-related bonuses or other benefits given to any of the Directors during the 2018 financial year.

The fees for Non-Executive Directors are determined by the Board and approved by the shareholders. The only other remuneration of Non-Executive Directors is meeting allowances, which are set by the Board having taken advice on appropriate levels. During the 108th AGM, except for 0.03% of the total attendees, all other shareholders unanimously voted "FOR" and approved the payment for Directors' fees in respect of the year ended 31 December 2017.

# CORPORATE GOVERNANCE

(cont'd)

The Committee has not set any policy on the Directors' Remuneration until the Group's Business Plan has been fully implemented.

The Company does not have any pension scheme for its employees and Directors. The Company does, however, make the statutory contribution for its employees to the relevant regulatory body, the Employees Provident Fund, in Malaysia. The fund operates as a defined contribution scheme. The Company does not have any long term incentive plans or share option schemes for its employees and Directors.

## Procedure

The Remuneration Committee is responsible for making recommendations to the Board, within agreed terms of reference, on an overall remuneration package for the senior executives. The Committee has not engaged any person to advise and assist on any matters relating to the Directors' remuneration during 2018.

## DISCLOSURE

During the year ended 31 December 2018, none of the Directors had any interests in the shares of the Company or Group undertakings.

The Directors' total remuneration comprises the following:

	<b>Basic Salary and Fees (RM)</b>	<b>Meeting Allowances (RM)</b>	<b>Total 2018 (RM)</b>	<b>Total 2017 (RM)</b>
<b>Non-Executive Directors</b>				
Dato' Adnan bin Maaruf	40,000	6,000	46,000	46,000
Dato' Tik bin Mustafa	30,000	7,000	37,000	37,000
Dato' Haji Muda bin Mohamed	30,000	7,000	37,000	37,000
Dr. Radzuan bin A. Rahman	30,000	3,750	33,750	34,500
Datuk Kamaruddin bin Awang (resigned w.e.f 11 January 2019)	30,000	8,250	38,250	38,250
	<b>160,000</b>	<b>32,000</b>	<b>192,000</b>	<b>192,750</b>
Staff cost (note 10 to the financial statements)			6.9 million	6.4 million
Directors' fees (%)			2.8%	3.0%
Dividend paid (page 33)			4.3 million	4.5 million
Directors' fees (%)			4.5%	4.3%

## Senior Management Remuneration

Practice 7.2 of MCCG 2017 states that the Company should disclose on a named basis the top five (5) Senior Management's remuneration component including salary, bonus, benefit-in-kind and other emoluments in bands of RM50,000. The Board is of the view that such disclosure will give rise to recruitment and talent retention issues and hence will not apply this Practice.

The Company has identified five (5) senior management personnel as its key senior management and their aggregated remuneration totalled RM697,000 in the financial year ended 31 December 2018 (please refer to note 28 to the financial statements).

## Pension Entitlements

The Company does not have a pension scheme in place.

# CORPORATE GOVERNANCE

## (cont'd)

### **Long-Term Incentive Plans**

The Company does not have a long-term incentive plan in place.

### **Interest in Share Options**

The Company does not have a share option scheme in place.

### **Excess Retirement Benefits of Directors and Past Directors**

The Company does not have a retirement benefit scheme in place.

### **Compensation for Past Directors**

There was no compensation made to the past Directors in respect of loss of office and pensions.

## **PERFORMANCE GRAPH**

The Company's performance graphs required to be included in the Directors' Remuneration Report are shown on pages 30 to 31.

## **SHAREHOLDERS**

### **Dialogue Between the Company and its Investors**

The Group believes in clear communications with its shareholders. The Annual Report and the quarterly announcements are the primary methods of communication to report the Group's business activities and financial performance to all shareholders. All such reporting information can be obtained from the website of Bursa Securities or the Group's website [www.ikkr.com.my](http://www.ikkr.com.my). This complies with Practices 11.1 and 11.2 of the MCCG 2017. Shareholders also have the opportunity to put questions at the AGM where the Directors are available to discuss aspects of the Group's business activities and performance. The shareholders may also forward their questions to the Company via e-mail at [ir@ikkr.com.my](mailto:ir@ikkr.com.my) or contact the Principal Office in Malaysia.

### **The Annual General Meeting**

The AGM remains the principal forum for dialogue with shareholders, wherein, the Board presents the operations and performance of the Group. During the meeting, shareholders are given every opportunity to enquire and comment on matters relating to the Group's business. The Chairman, members of the Board and senior management personnel are available to respond to shareholders' queries during this meeting. This complies with Practice 12.2 of the MCCG 2017. On any matter that requires the members present to decide, as per Practice 12.3 of the MCCG 2017, poll voting is used.



# CORPORATE GOVERNANCE

(cont'd)

## ACCOUNTABILITY AND AUDIT

### Financial Reporting

The Board aims to provide and present a balanced and meaningful assessment of the Group's financial performance and prospects at the end of every quarter and the financial year, primarily through the annual financial statements and quarterly announcements of results to shareholders as well as the Chairman's Statement in the Annual Report. The Audit Committee assists the Board by reviewing the disclosure of information to ensure completeness, accuracy and validity. This complies with Practice 8.5 of the MCCG 2017.

### Internal Control and Risk Management System

The Directors acknowledge their responsibility for the Group's system of internal controls covering not only financial controls but also operational and compliance controls, as well as risk management. The internal control system involves each subsidiary business and is designed to meet the needs of each subsidiary, to ensure that the risks faced by the business in pursuit of its objectives are identified and managed at known acceptable levels. The Group Chief Operating Officer has given his assurance that the Group's exposure to risk is limited to those mentioned in note 26.3 to the financial statements. The Group will be continuously reviewing the adequacy and integrity of its system of internal control. A full Statement on Internal Control is included on pages 28 and 29.

The Board also acknowledges the internal audit function as an integral part of an effective system of corporate governance. In this regard, the Board has taken steps to outsource the internal audit function.

### Relationship with Auditors

The Board, via the establishment of the Audit Committee, maintains a formal and transparent relationship with the Company's auditors. The roles of the Audit Committee in relation to the auditors are detailed in the Audit Committee Report on page 26.

## COMPLIANCE STATEMENT

The Board is satisfied that the Company had in 2018 complied with the best practices of MCCG 2017.

## ADDITIONAL COMPLIANCE INFORMATION

### Share Buy-Back

The Company purchased a total of 16,179,900 shares on the share buy-back during the financial year.

### Options, Warrants or Convertible Securities

There was no grant or exercise of options, warrants or convertible securities during the financial year.

### American Depository Receipt ("ADR") or Global Depository Receipt ("GDR") Programme

The Company did not sponsor any ADR or GDR programme during the financial year.

### Imposition of Sanctions and/or Penalties

There were no sanctions and/or penalties imposed on the Company and its subsidiaries, Directors or management by the relevant regulatory bodies for the financial year under review.

### Non-Audit Fees

The non-audit fees paid to the Group's external auditors amounted to RM27,690 for the financial year under review.

# CORPORATE GOVERNANCE

(cont'd)

## **Profit Estimate, Forecast, Projections and Variation in Results**

The Company did not make any release on profit estimates, forecasts or projections for the financial year and there were no variations of 10% or more between the audited results for the financial year 31 December 2018 and the unaudited results previously announced.

## **Profit Guarantee**

The Company did not give any profit guarantees during the financial year.

## **Material Contracts**

There were no material contracts entered into by the Company and its subsidiaries involving Directors and major shareholders' interests.

## **Revaluation Policy on Freehold Land**

The Group revalues its freehold lands whenever the market value of the assets has changed materially from the prior year and/or in at least every five (5) years.

## **Employee Share Option Scheme ("ESOS")**

There were no ESOS offered during the financial year ended 31 December 2018.

## **Corporate Social Responsibility ("CSR")**

The Group is aware of its responsibility to its shareholders, human capital, environment and the community. Details of CSR are disclosed on pages 13 to 14.

## **Recurrent Related Party Transactions**

There were no transactions with related parties undertaken by the Group during the period under review except as disclosed in notes 21 and 28 to the financial statements.

## **RESPONSIBILITY STATEMENT FOR PREPARING THE ANNUAL AUDITED FINANCIAL STATEMENTS**

The Board has seen and approved the Annual Report and Audited Financial Statements for the year ended 31 December 2018 and collectively and individually accept full responsibility for the accuracy of the information given and confirm that after making reasonable enquiries to the best of their knowledge and belief, there are no other facts, the omission of which would make any statement or information therein misleading.

This Corporate Governance Statement, including the information on Directors' Remuneration, is made in accordance with the resolution of the Board of Directors dated 30 April 2019.

**DATO' HAJI MUDA BIN MOHAMED**  
Director

# AUDIT COMMITTEE REPORT



The Directors are pleased to present the Audit Committee Report of the Company in respect of the financial year ended 31 December 2018.

## COMPOSITION

The composition of the Audit Committee and designation of the Directors are as follows:

### Members of the Committee

Dato' Tik bin Mustaffa (re-designated w.e.f 19 February 2019)	Chairman, Independent Non-Executive Director
Dato' Haji Muda bin Mohamed	Member, Independent Non-Executive Director
Datuk Kamaruddin bin Awang (resigned w.e.f 11 January 2019)	Member, Independent Non-Executive Director

### Secretary to the Committee

Lee Thai Thye (LS 0000737)

## TERMS OF REFERENCE

The terms of reference of the Audit Committee comprise mainly the constitution, membership, authority, duties and responsibilities of the Audit Committee.

### Constitution

The Board of Directors has established a Committee of the Board known as the Audit Committee.

### Membership and Meetings

The Committee is appointed by the Directors and shall at all times comprise not less than three (3) members of whom all are Independent Non-Executive Directors and must not be an Alternate Director. All members of the Audit Committee shall also be financially literate, and at least one of the members must fulfil the requirements of Rule 15.09 (c) of the Main LR of Bursa Securities. The Chairman of the Committee must be an Independent Non-Executive Director and shall be appointed by the Committee members. The Company Secretary shall act as the secretary to the Committee. There shall be at least four (4) meetings per year. In January 2019, one member has resigned. The Nomination Committee will be looking to fill in the vacancy within the first half of 2019.

# AUDIT COMMITTEE REPORT

## (cont'd)

### Attendance at Audit Committee Meetings

Attendance at Audit Committee Meetings during 2018 was as follows:

Name of Directors	No. of Meetings Attended
Dato' Tik bin Mustafa	5/5
Dato' Haji Muda bin Mohamed	5/5
Datuk Kamaruddin bin Awang (resigned w.e.f 11 January 2019)	5/5

Four (4) of the meetings were held at 26th Floor Menara Promet (KH), Jalan Sultan Ismail, 50250 Kuala Lumpur. One (1) meeting was held in Chiang Mai, Thailand.

### Authority

The Audit Committee has the authority to investigate any activity within its terms of reference, and shall obtain the cooperation of the other Board members, employees and external auditors, and any other external professional bodies which it considers necessary.

### Duties and Responsibilities

The Audit Committee's main duties and responsibilities are as follows:

- (a) Reviews the audit plan with the external auditors.
- (b) Reviews with the external auditors, the adequacy and effectiveness of the accounting and internal control systems.
- (c) Acts upon problems and reservations arising from interim and final audits.
- (d) Reviews the financial statements prior to the Directors' approval to ensure a fair and full presentation of the financial affairs of the Company and the Group, and that they comply with applicable financial reporting standards, as required by Practice 8.5 of the MCCG 2017.
- (e) Assists in establishing an internal audit function and other appropriate control procedures, as required by Practice 10.1 of the MCCG 2017.
- (f) Reviews internal audit reports and highlights to the Board on any significant issues.
- (g) Assists in conducting of management audits or other sensitive matters.
- (h) Assesses the suitability and independence of the external auditors, in accordance with Practice 8.3 of the MCCG 2017.
- (i) Makes recommendations to retain or replace the firm of external auditors and the agreement of the audit fee for the ensuing year.
- (j) To make available at least one (1) member to attend the Head Office at least once in a month.

# AUDIT COMMITTEE REPORT

(cont'd)

## Summary of Activities

The Committee met five (5) times during the year for the following purposes:

- (a) Reviewed the Group's quarterly and annual financial statements before recommending to the Board to approve for announcement to Bursa Securities and SGX-ST.
- (b) Reviewed with the external auditors, Messrs UHY Hacker Young LLP, the scope of their engagement, fees as well as the accounting and reporting matters emanating from their examination of the annual financial statements.
- (c) Appraised on significant risk, control, regulatory and financial matters that have come to the attention of the external auditors in the course of their audit, and counter check to see if Internal Audit report also indicated these findings.
- (d) Deliberated on the implications and effects of the relevant International Financial Reporting Standards which came into effect during the year.
- (e) Met with the external consultants on ongoing projects to get updates on the status and any issues faced by them due to external parties or management related.
- (f) Met with the Heads of Business Units to enquire about the overall business operations.
- (g) Attended all sub-committee meetings on new business ventures.

## Internal Audit Function

The Group's internal control systems are reviewed by the outsourced internal auditor, together with external consultants. Their principal responsibility is to assist the Audit Committee in providing independent assessments on the adequacy, efficiency and effectiveness of the internal control systems to ensure compliance with the systems and standard operating procedures in the Group. The Group Internal Audit is independent from the activities or operations of other operating units.

A summary of the Internal Audit activities during the financial year under review is as follows:

- (a) Performed operational audits on business units of the Group to ascertain the adequacy and integrity of their system of internal controls and made recommendations for improvement where weaknesses were found.
- (b) Conducted follow-up review to determine the adequacy, effectiveness and timeliness of actions taken by the management on audit recommendations.
- (c) The tourism and plantation units are the main business units being subjected for the internal audit scope as they include some subjective variables. As for the manufacturing unit, it is audited yearly under the ISO 9001 audit.

After each audit, the findings and recommendations for improvement were communicated to the respective management for their response and corrective actions. Any findings would be looked into and responded accordingly to avoid any financial impact. All reports would also be checked later against the external audit progress report. In this respect, the Internal Audit has added value by improving the control processes within the Group.

The total costs incurred for the Internal Audit function in 2018 amounted to RM1,488 compared to RM5,385 in 2017.

# STATEMENT ON INTERNAL CONTROL

The Board is pleased to make the following disclosures pursuant to Paragraph 15.26(b) of the Main LR of Bursa Securities, which requires the Board of Directors of public listed companies to include in its annual report “A statement about the state of internal control of the listed issuer as a group”. The Board confirms that there is an ongoing process of identifying, evaluating and managing the significant risks faced by the Group, and that the process will be regularly reviewed by the Board and accords with ‘The Statement on Internal Control - Guidance for Directors of Public Listed Companies’.

## **BOARD’S RESPONSIBILITY**

In accordance with Practice 1.1 of the MCCG 2017, the Board is committed to maintaining a sound system of internal control to safeguard shareholders’ investments and the Group’s assets. Accordingly, the Board acknowledges its responsibility for the Group’s overall system of internal control which includes the establishment of an appropriate control environment and framework as well as reviewing its adequacy and integrity. However, it should be noted that due to the limitations that are inherent in any system of internal control, such a system is designed to manage rather than eliminate the risk of failure to achieve the Group’s business objectives. Accordingly, it can only provide reasonable and not absolute assurance against material misstatement or loss.

## **REVIEW PROCESS FOR INTERNAL CONTROL SYSTEM**

In view of the size and nature of the Group’s operations, the Group has an in-house function for the review of its internal control system, which forms part of the internal audit function. Currently the functions are focused on the most active subsidiaries. An external consultant has also been contracted to conduct certain system checks on the operational activities at PIR and for the new property division.

The reports are presented to the Audit Committee. Being an independent function, the reports must be presented with impartiality, proficiency and due professional care.

The internal audit function facilitates the Board, through the Audit Committee, in carrying out its responsibility to review and evaluate the adequacy and integrity of the Group’s internal control system. The Board reviews matters pertaining to internal control which among others, includes the adequacy and integrity of the internal control systems of the Group. Reviews are carried out annually to provide independent assessments on the adequacy, efficiency and effectiveness of the Group’s internal control systems in anticipating potential risk exposures over key business systems and processes and in controlling the proper conduct of businesses within the Group.

The internal audit function adopts a risk-based approach whereby the strategies and plans are prepared based on the risk profile of the Group. The plans will be presented to the Audit Committee for approval annually. The resulting reports will be reviewed by the Audit Committee and forwarded to the management for attention and necessary corrective actions. The management is responsible for ensuring any corrective actions on reported weaknesses are taken within the required time frame.

# STATEMENT ON INTERNAL CONTROL

(cont'd)

## **OTHER CONTROL PROCEDURES**

Apart from internal audit, there is an organisational structure with formally defined lines of responsibility and delegation of authority. This will provide a process of hierarchical reporting for an auditable trail of accountability.

The monitoring and management of the Group is delegated to the Exco Committee comprising of a few Board members and senior operational management. The committee, through their involvement in the business operations and attendance at senior management level meetings, manages and monitors the Group's financial performance, key performance indicators, operational effectiveness and efficiency, discusses and resolves significant business issues and ensures compliance with applicable laws, regulations, rules, directives and guidelines. These meetings serve as a two-way platform for the Board to communicate and address significant matters in relation to the Group's business and financial affairs and provide updates on significant changes in the businesses and the external environment that may result in any significant risks to the Group.

Internal control procedures are set out in the standard operating practice and business process manuals and internal memos to serve as internal control guidance for proper measures to be undertaken and are subject to regular review, enhancement and improvement by the Internal Auditor.

## **REVIEW OF THIS STATEMENT**

Pursuant to Paragraph 15.23 of the Main LR of Bursa Securities, the external auditors have reviewed this Statement and the Risk Management Statement for inclusion in the 2018 Annual Report, and reported to the Board that nothing has come to their attention that causes them to believe that the Statements are inconsistent with their understanding of the process adopted by the Board in reviewing the adequacy and integrity of the system of internal control.

This Statement on Internal Control is made in accordance with the resolution of the Board of Directors dated 30 April 2019.

**DATO' HAJI MUDA BIN MOHAMED**  
Director

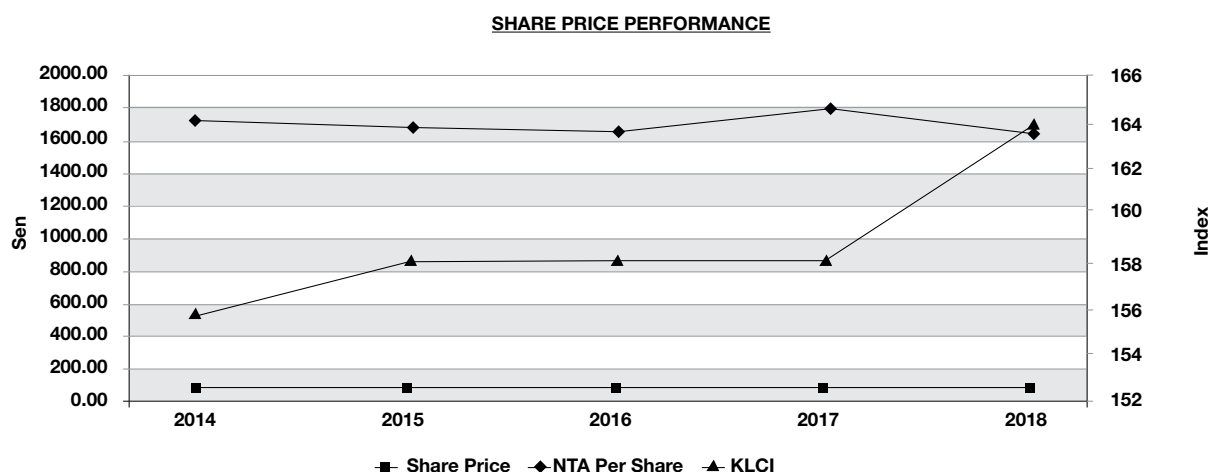
# GROUP FINANCIAL HIGHLIGHTS

		2018	2017	2016	2015	2014	2013	2012	2011	2010	2009
<b>Financial Performance</b>											
Revenue	RM'000	15,737	15,839	10,834	10,289	23,639	14,073	16,408	20,173	28,165	17,582
(Loss)/Profit Before Taxation	RM'000	(11,884)	(14,347)	(3,389)	(1,898)	(6,988)	(28,189)	4,757	(3,973)	(4,223)	1,483
(Loss)/Profit for the Year	RM'000	(11,123)	(14,748)	(3,741)	(1,941)	(7,127)	(28,497)	4,430	(4,164)	(4,918)	982
(Loss)/Earnings Per Share	Sen	(2.87)	(3.66)	(0.93)	(0.48)	(1.77)	(7.05)	1.06	(0.99)	(1.17)	0.23
Dividend Per Share (proposed/paid)	Sen	1.109	1.111	1.116	1.118	1.090	1.099	1.455	-	-	-
Total Assets	RM'000	725,063	725,556	720,124	719,934	706,621	718,832	742,308	726,207	701,696	516,412
Share Capital	Shares'000	420,750	420,750	420,750	420,750	420,750	420,750	420,750	420,750	420,750	420,750
Treasury Shares	Shares'000	33,721	17,541	17,541	17,541	17,541	17,541	3,265	-	-	-
Shareholders' Equity	RM'000	633,241	637,235	636,441	638,309	630,951	713,807	737,855	719,023	653,182	486,826
Total Liabilities	RM'000	91,822	88,321	83,683	81,625	75,670	5,025	4,453	7,184	48,514	29,586
Borrowings	RM'000	-	-	-	-	-	-	24	94	15,455	22,727
Current Ratios	Times	31.30	31.40	34.90	41.66	64.15	44.65	55.90	36.77	8.24	3.36
Quick Ratios	Times	30.84	30.90	34.73	41.38	63.26	41.06	51.51	34.75	8.15	3.11
Debt-Equity Ratios	Times	0.00	0.00	0.00	0.00	0.00	0.00	0.00	0.00	0.02	0.05
Net Assets Per Share	RM	1.64	1.58	1.58	1.58	1.56	1.78	1.77	1.71	1.55	1.16

All figures are in RM thousands unless otherwise stated.

## SHARE PRICE PERFORMANCE GRAPH

The graph below shows the movement of the Company's share price on Bursa Securities against the corresponding change in the Kuala Lumpur Composite Index ("KLCI") and the Group's Net Assets per share ("NA per share"). The KLCI was selected as it represents a broad equity market index in which the Company is a constituent member.

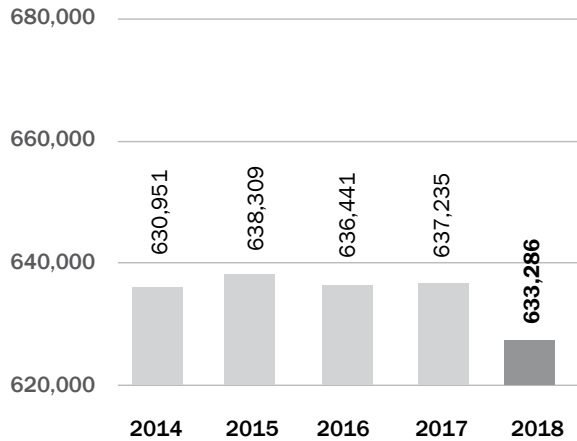




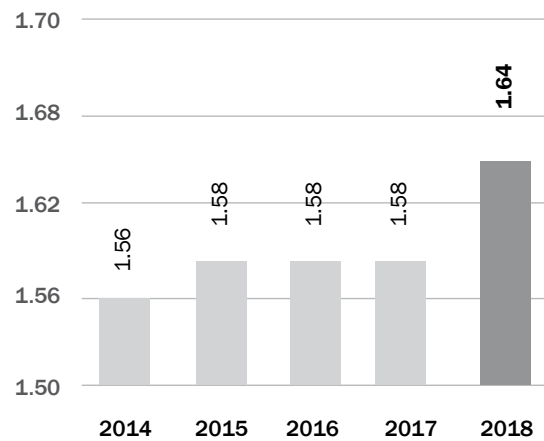
# GROUP FINANCIAL HIGHLIGHTS

(cont'd)

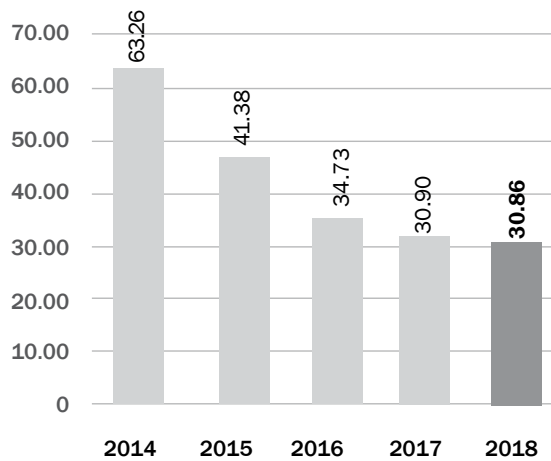
Shareholders' Equity (RM'000)



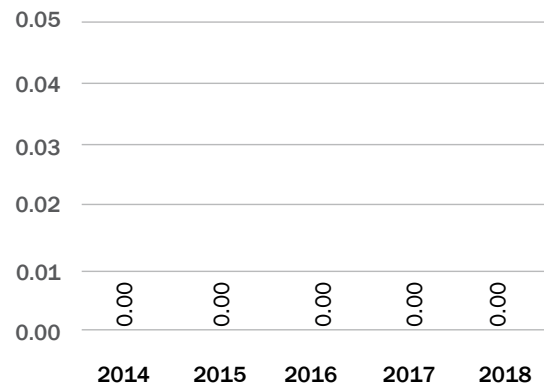
Net Assets Per Share (RM)



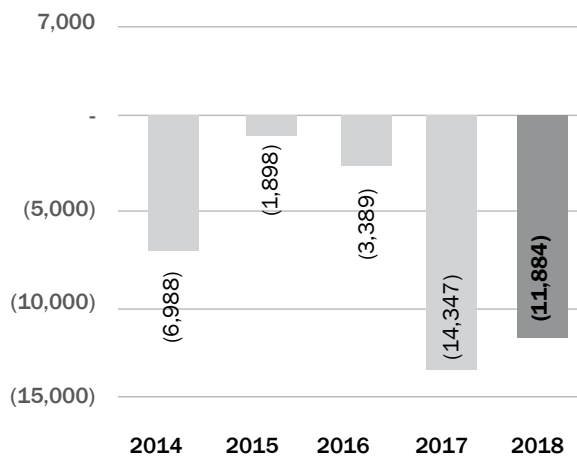
Quick Ratios (Times)



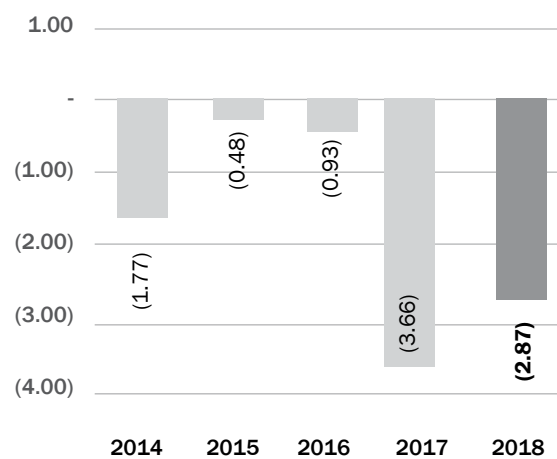
Debt-Equity Ratios (Times)



(Loss)/Profit Before Tax (RM'000)



(Loss)/Earnings Per Share (Sen)





# FINANCIAL STATEMENTS

- 33** Directors' Report
- 37** Statement of Responsibilities of Those Charged with Governance
- 38** Statutory Declaration
- 39** Independent Auditors' Report
- 44** Group and Company Statement of Profit or Loss
- 45** Group and Company Statement of Profit or Loss and Other Comprehensive Income
- 46** Group and Company Statement of Financial Position
- 48** Group Statement of Changes in Equity
- 49** Company Statement of Changes in Equity
- 50** Group and Company Statement of Cash Flows
- 51** Notes to the Financial Statements



# DIRECTORS' REPORT

## FOR THE YEAR ENDED 31 DECEMBER 2018

The Directors have pleasure in presenting their report, together with the audited financial statements of Inch Kenneth Kajang Rubber Public Limited Company ("the Company" or "the Parent") and its subsidiaries (together "the Group") for the financial year ended 31 December 2018.

### Principal Activities

The Company was incorporated in Scotland with company number SC007574, as a public company limited by shares.

The Company is involved in investment holding and carries on the business of an oil palm grower in Selangor, Malaysia.

The subsidiary undertakings are engaged in the operations of a block rubber manufacturer, tourist resort, retailing building supplies, property development and leasing of properties in Malaysia.

A more detailed review of the Group's operations is set out in the Chairman's Statement on page 8.

### Group Structure

The Group operates through its Parent and subsidiary companies, details of which are set out in note 16 to these financial statements.

### Results and Dividends

The Group's results for the year are set out on page 44. The Group's loss attributable to shareholders of the Company for the financial year ended 31 December 2018 amounted to RM11.123 million (2017: loss of RM14.748 million).

On 6 April 2018, the Directors approved and declared a 2% interim dividend for the financial year ended 31 December 2017. The total amount of RM4.322 million was paid on 26 April 2018. The interim dividend was under the single tier system of 1.109 sen per share, on 403,209,200 ordinary shares. A dividend of 2% is proposed for the financial year ended 31 December 2018.

In the opinion of the Directors, the results of the operations of the Group and of the Company during the financial year were not substantially affected by any item, transaction or event of a material and unusual nature.

The Board plays an active role in the development of the Company's strategy. It has in place a strategy planning process, whereby the management presents to the Board its recommended strategy annually, together with its proposed business and regulatory plans for the ensuing year at a dedicated session, for the Board's review and approval. At this session, the Board deliberates both the management's and its own perspectives, and challenges the management's views and assumptions, to ensure the best outcome. In conjunction with this, the Board also reviews and approves the annual budget for the ensuing year, and sets the Key Performance Indicators (KPIs) under the Corporate Balanced Scorecard (CBS), ensuring that the targets correspond to the Company's strategy and business plan, reflect competitive industry trends and internal capabilities as well as provide sufficient stretch for the management.

# DIRECTORS' REPORT (cont'd)

## FOR THE YEAR ENDED 31 DECEMBER 2018

The following table indicates the areas that may be looked at for improvement:

Department	Areas
Finance	Return on Investment Cash Flow Return on Capital Employed Financial Results (Quarterly/Yearly)
Internal Business Processes	Number of activities per function Duplicate activities across functions Process alignment (is the right process in the right department) Process bottlenecks Process automation
Learning and Growth	Is there the correct level of expertise for the job Employee turnover Job satisfaction Training/Learning opportunities
Customer	Delivery performance to customer Quality performance for customer Customer satisfaction rate Customer percentage of market Customer retention rate

### Post Balance Sheet Events

No other events have occurred since the reporting period end which significantly affects the Company or the Group.

### Directors

The Directors of the Company who held office during the year and at the date of this report are:

Dato' Adnan bin Maaruf  
Dato' Tik bin Mustafa  
Dato' Haji Muda bin Mohamed  
Dr. Radzuan bin A. Rahman  
Datuk Kamaruddin bin Awang (resigned w.e.f 11 January 2019)

### Directors' Interests

Neither at the end of the financial year ended 31 December 2018, nor at any time during that year, was there any arrangement to which the Company was a party, whereby the Directors could acquire benefits by means of the acquisition of shares in or debentures of, the Company or Group undertakings.

Since the end of the previous financial year, no Director has received or become entitled to receive any benefits (other than benefits included in the aggregate amount of emoluments received by the Directors as shown in the financial statements) by reason of a contract made by the Company or Group undertakings with any Director or with a firm of which he is a member, or with a company in which he has a substantial financial interest.

None of the Directors who held office during the financial year and to the date of this report, together with their immediate families, had any interests in the shares of the Company or Group undertakings.

# DIRECTORS' REPORT (cont'd)

## FOR THE YEAR ENDED 31 DECEMBER 2018

### **Creditor Payment Policy and Practice**

It is the Group's policy that payments to suppliers are made in accordance with those terms and conditions agreed between the Group and its suppliers, provided that all trading terms and conditions have been complied with.

At 31 December 2018, the Group had an average of 17 days (2017: 17 days) purchase outstanding in trade payables.

### **Health and Safety**

All aspects of health and safety at the Group's plantations are handled by our agent, Akem Links Sdn Bhd, and reviewed by the Board. The Company also places a high level of importance on health and safety aspects at its principal trading subsidiaries, Perhentian Island Resort Sdn Bhd ("PIR"), Motel Desa Sdn Bhd and Supara Company Limited. Any health and safety issues at these subsidiaries may be detrimental to its image and hence may affect revenues achieved.

### **Employees**

The number of staff employed by the Group at the year end was 196 (2017: 188). At the resort, factory and estates, we provide employees with full quarters and required facilities, to provide a conducive environment, both for work and entertainment.

### **Political and Charitable Donations**

There were no political or charitable donations made by the Group during the financial year ended 31 December 2018 except for community support by the subsidiary, PIR, to the village committee, as and when the need arose.

### **Environment**

The Group's business is situated within areas that are subject to environmental conditions imposed by the local government authorities. All conditions have been fulfilled throughout the year. There have been no issues raised by the authorities pertaining to the day to day operation in relation to these conditions.

### **Financial Instruments**

Details of the Group financial instruments and risks management are disclosed in note 27.

### **Information to Shareholders**

The Group has its own website [www.ikkr.com.my](http://www.ikkr.com.my) for the purposes of improving information flow to shareholders and potential investors.

# DIRECTORS' REPORT (cont'd)

## FOR THE YEAR ENDED 31 DECEMBER 2018

### Going Concern

After making appropriate enquiries and examining those areas which could give rise to financial exposure, the Directors are satisfied that no material or significant exposures exist and that the Group has adequate resources to continue its operations for the foreseeable future. For this reason, and as further discussed in note 2.1, the Directors continue to adopt the going concern basis in preparing the Company's and Group's financial statements.

### Auditors

In accordance with Section 489 of the United Kingdom's Companies Act 2006 ("UK Companies Act 2006"), a resolution proposing that Messrs UHY Hacker Young be re-appointed as auditors of the Company and that the Directors be authorised to fix their remuneration will be put to the next Annual General Meeting ("AGM").

On behalf of the Board

**DATO' ADNAN BIN MAARUF**  
Director

**DATO' HAJI MUDA BIN MOHAMED**  
Director

Kuala Lumpur, Malaysia  
30 April 2019

# STATEMENT OF RESPONSIBILITIES OF THOSE CHARGED WITH GOVERNANCE

## FOR THE YEAR ENDED 31 DECEMBER 2018

The Directors are responsible for preparing the Annual Report and the financial statements in accordance with applicable United Kingdom company law and International Financial Reporting Standards (“IFRS”) as adopted by the European Union (“EU”).

The Directors are required to prepare financial statements for each financial year which give a true and fair view of the state of affairs of the Group and of the Company and of the profit or loss and cash flows of the Group and of the Company for that period. In preparing those financial statements, the Directors are required to:

- select suitable accounting policies and then apply them consistently;
- make judgements and estimates that are reasonable and prudent;
- present information, including accounting policies, in a manner that provides relevant, reliable, comparable and understandable information;
- prepare the financial statements on a going concern basis unless it is inappropriate to presume that the Group will continue in business;
- provide additional disclosures when compliance with the specific requirements in IFRS is insufficient to enable users to understand the impact of particular transactions, other events and conditions on the entity’s financial position and financial performance; and
- state that the Group and the Company has complied with IFRS, subject to any material departures disclosed and explained in the financial statements.

The Directors confirm that the financial statements comply with the above requirements.

The Directors are responsible for keeping proper accounting records which disclose with reasonable accuracy at any time the financial position of the Group and of the Company and to enable them to ensure that the financial statements comply with the UK Companies Act 2006 and Article 4 of the International Accounting Standards (“IAS”) Regulation. The Directors are also responsible for safeguarding the assets of the Group and of the Company and hence for taking reasonable steps for the prevention and detection of fraud and other irregularities.

The Directors are responsible for the maintenance and integrity of the corporate and financial information included on the Group’s website. Legislation in the United Kingdom governing the preparation and dissemination of financial statements may differ from legislation in other jurisdictions.

### **Statement of Disclosure to Auditors**

The Directors who were members of the Board at the time of approving this report are listed on page 2. Having made enquiries of fellow Directors and of the Company’s auditors, each of these Directors confirms that:

- to the best of each Director’s knowledge and belief, there is no relevant audit information of which the Company’s auditors are unaware; and
- each Director has taken all the steps a Director might reasonably be expected to have taken to make themselves aware of any relevant audit information and to establish that the auditors are aware of that information.

### **Disclosures in Respect of the Malaysian Code on Corporate Governance 2017**

As required by the Main Market Listing Requirement of Bursa Malaysia Securities Berhad (“Bursa Securities”), the Annual Report contains a Corporate Governance Statement pursuant to the Malaysian Code on Corporate Governance 2017.

# STATUTORY DECLARATION

PURSUANT TO SECTION 251 (1) (b) OF THE MALAYSIAN COMPANIES ACT 2016

I, **HUSSAIN AHMAD BIN ABDUL KADER (MIA : 7439)**, being the officer primarily responsible for the financial management of **Inch Kenneth Kajang Rubber Public Limited Company**, do solemnly and sincerely declare that the accompanying financial statements set out on pages 44 to 86 are in my opinion correct and make this solemn declaration conscientiously believing the same to be true and by virtue of the provisions of the Statutory Declarations Act 1960.

Subscribed and solemnly declared by the above named  
**HUSSAIN AHMAD BIN ABDUL KADER (MIA : 7439)**  
at Kuala Lumpur in the Federal Territory  
on 30 April 2019

Before me

**KAPT (B) JASNI BIN YUSOFF (W465)**  
Commissioner for Oaths

Kuala Lumpur, Malaysia  
30 April 2019



# INDEPENDENT AUDITORS' REPORT TO THE SHAREHOLDERS OF INCH KENNETH KAJANG RUBBER PUBLIC LIMITED COMPANY FOR THE YEAR ENDED 31 DECEMBER 2018

## Opinion

We have audited the financial statements of Inch Kenneth Kajang Rubber Public Limited Company for the year ended 31 December 2018 which comprise the Group and Company Statement of Profit or Loss and Other Comprehensive Income, the Group and Company Statement of Financial Position, the Group and Company Statements of Changes in Equity, the Group and Company Statements of Cash Flows and the related notes, including a summary of significant accounting policies. The financial reporting framework that has been applied in their preparation is applicable law and IFRS as adopted by the EU.

In our opinion, the financial statements:

- give a true and fair view of the state of the Group and Parent Company's affairs as at 31 December 2018 and of the Group and Parent Company's loss for the year then ended;
- have been properly prepared in accordance with IFRS as adopted by the EU; and
- have been prepared in accordance with the requirements of the UK Companies Act 2006.

## Basis for opinion

We conducted our audit in accordance with International Standards on Auditing (UK) (ISAs (UK)) and applicable law. Our responsibilities under those standards are further described in the Auditor's responsibilities for the audit of the financial statements section of our report. We are independent of the Group in accordance with the ethical requirements that are relevant to our audit of the financial statements in the UK, including the Financial Reporting Council ("FRC") Ethical Standard as applied to listed entities, and we have fulfilled our other ethical responsibilities in accordance with these requirements. We believe that the audit evidence we have obtained is sufficient and appropriate to provide a basis for our opinion.

## Conclusions relating to going concern

We have nothing to report in respect of the following matters in relation to which the ISAs (UK) require us to report to you where:

- the Directors' use of the going concern basis of accounting in the preparation of the financial statements is not appropriate; or
- the Directors have not disclosed in the financial statements any identified material uncertainties that may cast significant doubt about the Group's ability to continue to adopt the going concern basis of accounting for a period of at least twelve months from the date when the financial statements are authorised for issue.

## Key audit matters

Key audit matters are those matters that, in our professional judgement, were of most significance in our audit of the financial statements of the current period and include the most significant assessed risks of material misstatement (whether or not due to fraud) we identified, including those which had the greatest effect on: the overall audit strategy, the allocation of resources in the audit and directing the efforts of the engagement team.

These matters were addressed in the context of our audit of the financial statements as a whole, and in forming our opinion thereon, and we do not provide a separate opinion on these matters.

# INDEPENDENT AUDITORS' REPORT TO THE SHAREHOLDERS OF INCH KENNETH KAJANG RUBBER PUBLIC LIMITED COMPANY (cont'd) FOR THE YEAR ENDED 31 DECEMBER 2018

## **Our assessment of risks of material misstatements**

We identified the following risks of material misstatement that we believe had the greatest impact on our overall audit strategy and scope, the allocation of resources in the audit and directing the efforts of the engagement team. This is not a complete list of all risks identified by our audit.

<b>Key audit matter</b>	<b>How our audit addressed the key audit matter</b>
<p><b>Properties</b></p> <p>The Group has a substantial property portfolio, including investment properties, land held for development and freehold and leasehold properties for its own use as set out in notes 12, 13 and 14 of the financial statements.</p>	<p>All relevant properties were subject to external valuations. We reviewed the valuations together with the assumptions made and assessed the competence, objectivity and independence of the personnel involved in the valuations based on their qualifications and experience, and met with them to discuss their valuation approach and to seek further explanations as required.</p> <p>Based on the audit procedures performed, we concluded that the values of the Group's properties included on the balance sheet at 31 December 2018, as set out in notes 12, 13 and 14 of the financial statements, are fairly stated.</p>
<p><b>Recoverability of receivables</b></p> <p>The Group has a significant other receivable balance of RM72 million (note 21 of the financial statements) related to a land transaction, where the title of the land is currently in the process of being transferred to the Group.</p>	<p>A land valuation of the related property was subject to an external valuation. We reviewed the valuation together with the assumptions made and assessed the competence, objectivity and independence of the personnel involved in the valuation based on their qualifications and experience, and met with them to discuss their valuation approach and to seek further explanations as required. The land value of the property exceeded the book value of the receivable in the financial statements at 31 December 2018. We also assessed the status of the transfer process.</p> <p>Based on the audit procedures performed, we concluded that the other receivable of RM72 million is considered to be recoverable.</p>
<p><b>Valuation of Investment in Associate (CEPCO)</b></p> <p>As shown in note 17 of the financial statements, the Group has a 22.4% investment in Concrete Engineering Products Berhad ("CEPCO"), a public company incorporated in Malaysia. The carrying value of the investment was RM9.5 million at 31 December 2018. Given the performance of CEPCO over recent years, its continued declining revenue levels and the current share price, there is a risk that the carrying value of the associate is not supported by the underlying business and future prospects, and that further impairment is required.</p>	<p>In accordance with IAS 36 – Impairment of assets, the recoverable amount of an investment is the higher of its 'fair value less costs to sell' and its 'value in use' based on a Discounted Cashflow Model ("DCF"). The directors assessed the carrying value of the investment in CEPCO and made an impairment charge in the year of RM2.9 million based on the fair value of the investment at 31 December 2018. We reviewed management's assessment to ensure it is in accordance with IAS 36 and verified the market value of the Group's investment in CEPCO's shares to the quoted share price on the Bursa Securities.</p> <p>Based on the results of our testing, we did not identify any further indicators of impairment.</p>

# INDEPENDENT AUDITORS' REPORT TO THE SHAREHOLDERS OF INCH KENNETH KAJANG RUBBER PUBLIC LIMITED COMPANY (cont'd) FOR THE YEAR ENDED 31 DECEMBER 2018

## **Our application of materiality**

The scope and focus of our audit was influenced by our assessment and application of materiality. We apply the concept of materiality both in planning and performing our audit, and in evaluating the effect of misstatements on our audit and on the financial statements.

We define financial statement materiality as the magnitude by which misstatements, including omissions, could reasonably be expected to influence the economic decisions taken on the basis of the financial statements by reasonable users.

We also determine a level of performance materiality which we use to determine the extent of testing needed to reduce to an appropriately low level the probability that the aggregate of uncorrected and undetected misstatements exceeds materiality for the financial statements as a whole.

Overall materiality	We determined materiality for the financial statements as a whole to be RM10,000,000.
How we determine it	Based on the Group's average of 1% of turnover, 5% profit before tax, 4% net assets and 2% gross assets of the Group.
Rationale for benchmarks applied	We believe the average of the above percentages of turnover, profit before tax, net assets and gross assets is the most appropriate benchmark due to the size and trading nature of the Company and Group.
Performance materiality	On the basis of our risk assessment, together with our assessment of the Group's control environment, our judgement is that performance materiality for the financial statements should be 75% of materiality.

We agreed with the Audit Committee that we would report to them all misstatements over RM50,000 identified during the audit, as well as differences below that threshold that, in our view, warrant reporting on qualitative grounds.

We also report to the Audit Committee on disclosure matters that we identified when assessing the overall presentation of the financial statements.

## **An overview of the scope of our audit**

As part of designing our audit, we determined materiality and assessed the risks of material misstatement in the financial statements. In particular, we looked at where the Directors made subjective judgements, for example in respect of significant accounting estimates that involved making assumptions and considering future events that are inherently uncertain.

We tailored the scope of our audit to ensure that we performed enough work to be able to give an opinion on the financial statements as a whole, taking into account an understanding of the structure of the Parent Company and the Group, their activities, the accounting processes and controls, and the industry in which they operate. Our planned audit testing was directed accordingly and was focused on areas where we assessed there to be the highest risk of material misstatement.

Our Group audit scope includes all of the Group's companies. At the Parent Company level, we also tested the consolidation procedures. The audit team met and communicated regularly throughout the audit with the Chief Operating Officer in order to ensure we had a good knowledge of the business of the Group. During the audit we reassessed and re-evaluated audit risks and tailored our approach accordingly.

The audit testing included substantive testing on significant transactions, balances and disclosures, the extent of which was based on various factors such as our overall assessment of the control environment, the effectiveness of controls and the management of specific risk.

We communicate with those charged with governance regarding, among other matters, the planned scope and timing of the audit and significant findings, including any significant deficiencies in internal control that we identify during the audit.

# INDEPENDENT AUDITORS' REPORT TO THE SHAREHOLDERS OF INCH KENNETH KAJANG RUBBER PUBLIC LIMITED COMPANY (cont'd) FOR THE YEAR ENDED 31 DECEMBER 2018

## Other information

The Directors are responsible for other information. The other information comprises the information included in the annual report, other than the financial statements and our auditors' report thereon. Our opinion on the financial statements does not cover the other information and, except to the extent otherwise explicitly stated in our report, we do not express any form of assurance conclusion thereon.

In connection with our audit of the financial statements, our responsibility is to read the other information and, in doing so, consider whether the other information is materially inconsistent with the financial statements or our knowledge obtained in the audit or otherwise appears to be materially misstated. If we identify such material inconsistencies or apparent material misstatements, we are required to determine whether there is a material misstatement in the financial statements or a material misstatement of the other information.

If, based on the work we have performed, we conclude that there is a material misstatement of this other information, we are required to report that fact. We have nothing to report in this regard.

## Opinions on other matters prescribed by the UK Companies Act 2006

In our opinion, based on the work undertaken in the course of the audit:

- the information given in the strategic report and the Directors' report for the financial year for which the financial statements are prepared is consistent with the financial statements; and
- the strategic report and the Directors' report have been prepared in accordance with applicable legal requirements.

## Matters on which we are required to report by exception

In the light of the knowledge and understanding of the Group and Parent Company and its environment obtained in the course of the audit, we have not identified material misstatements in the strategic report or the Directors' report.

We have nothing to report in respect of the following matters in relation to which the UK Companies Act 2006 requires us to report to you if, in our opinion:

- adequate accounting records have not been kept by the Parent Company, or returns adequate for our audit have not been received from branches not visited by us; or
- the financial statements are not in agreement with the accounting records and returns; or
- certain disclosures of Directors' remuneration specified by law are not made; or
- we have not received all the information and explanations we require for our audit.

## Responsibilities of Directors

As explained more fully in the statement of Directors' responsibilities, the Directors are responsible for the preparation of the financial statements and for being satisfied that they give a true and fair view, and for such internal control as the Directors determine is necessary to enable the preparation of financial statements that are free from material misstatement, whether due to fraud or error.

In preparing the financial statements, the Directors are responsible for assessing the Group's and Parent Company's ability to continue as a going concern, disclosing, as applicable, matters related to going concern and using the going concern basis of accounting unless the Directors either intend to liquidate the Group and Parent Company or to cease operations, or have no realistic alternative but to do so.

# INDEPENDENT AUDITORS' REPORT TO THE SHAREHOLDERS OF INCH KENNETH KAJANG RUBBER PUBLIC LIMITED COMPANY (cont'd) FOR THE YEAR ENDED 31 DECEMBER 2018

## **Auditors' responsibilities for the audit of the financial statements**

Our objectives are to obtain reasonable assurance about whether the financial statements as a whole are free from material misstatement, whether due to fraud or error, and to issue an auditors' report that includes our opinion.

Reasonable assurance is a high level of assurance, but is not a guarantee that an audit conducted in accordance with ISAs (UK) will always detect a material misstatement when it exists. Misstatements can arise from fraud or error and are considered material if, individually or in the aggregate, they could reasonably be expected to influence the economic decisions of users taken on the basis of these financial statements.

A further description of our responsibilities for the audit of the financial statements is located on the Financial Reporting Council's website at <http://www.frc.org.uk/auditorsresponsibilities>. This description forms part of our auditors' report.

## **Use of our report**

This report is made solely to the Group's members, as a body, in accordance with part 3 of Chapter 16 of the UK Companies Act 2006. Our audit work has been undertaken so that we might state to the Group's members those matters we are required to state to them in an auditor's report and for no other purpose. To the fullest extent permitted by law, we do not accept or assume responsibility to anyone other than the Group and the Group's members as a body, for our audit work, for this report, or for the opinions we have formed.

## **Martin Jones (Statutory Auditor)**

For and on behalf of **UHY Hacker Young**

Chartered Accountants

Statutory Auditor

Quadrant House  
4 Thomas More Square  
London  
E1W 1YW

30 April 2019

*The maintenance and integrity of the Inch Kenneth Kajang Rubber Public Limited Company website is the responsibility of the Directors. The work carried out by the auditors does not involve consideration of these matters and, accordingly, the auditors accept no responsibility for any changes that may have occurred to the financial statements since they were initially presented on the website; and legislation governing the preparation and dissemination of financial statements may differ from one jurisdiction to another.*

# GROUP AND COMPANY STATEMENT OF PROFIT OR LOSS

FOR THE YEAR ENDED 31 DECEMBER 2018

	Notes	GROUP		COMPANY	
		2018 RM'000	2017 RM'000	2018 RM'000	2017 RM'000
<b>Revenue</b>	4	15,737	15,839	171	182
Cost of sales		(6,927)	(6,633)	(269)	(202)
<b>Gross profit</b>		8,810	9,206	(98)	(20)
Other income	5	546	580	586	638
Administrative expenses		(19,844)	(17,220)	(9,883)	(8,735)
Selling and marketing expenses		(352)	(324)	-	-
<b>Operating loss</b>	6	(10,840)	(7,758)	(9,395)	(8,117)
Finance income	7	2,745	3,473	2,617	3,390
Other gains and losses	5	1,976	263	-	-
Share of results of associate	17	(1,822)	(730)	-	-
Impairment of investment	17	(2,943)	(9,595)	-	(9,595)
<b>Loss before taxation</b>		(10,884)	(14,347)	(6,778)	(14,322)
Taxation	8	(239)	(401)	-	-
<b>Loss for the year</b>		(11,123)	(14,748)	(6,778)	(14,322)
<b>Attributable to:</b>					
Equity holders of the Company		(11,123)	(14,748)	(6,778)	(14,322)
<b>Loss per share (Sen):</b>	9				
Basic		(2.9)	(3.7)		
Diluted		(2.9)	(3.7)		
<b>Net dividend per share (Sen)</b>		1.109	1.111		

The results for 2018 and 2017 relates entirely to continuing operations.

# GROUP AND COMPANY STATEMENT OF PROFIT OR LOSS AND OTHER COMPREHENSIVE INCOME

FOR THE YEAR ENDED 31 DECEMBER 2018

	GROUP		COMPANY	
	2018 RM'000	2017 RM'000	2018 RM'000	2017 RM'000
<b>Loss for the year</b>	(11,123)	(14,748)	(6,778)	(14,322)
<b>Other comprehensive income:</b>				
<b><i>Items that will not be reclassified subsequently to profit or loss</i></b>				
Revaluation of properties, net of tax	21,245	19,872	9,500	3,800
<b><i>Items that may be reclassified subsequently to profit or loss</i></b>				
Revaluation of available-for-sale investments and short term investments	737	293	808	326
Exchange differences on translating foreign operations	(178)	(147)	-	-
<b>Other comprehensive income, net of tax</b>	21,804	20,018	10,308	4,126
<b>Total comprehensive income/(loss) for the year</b>	10,681	5,270	3,530	(10,196)

# GROUP AND COMPANY STATEMENT OF FINANCIAL POSITION

AS AT 31 DECEMBER 2018

	Notes	GROUP		COMPANY	
		2018 RM'000	2017 RM'000	2018 RM'000	2017 RM'000
<b>ASSETS</b>					
<b>Non-current assets</b>					
Property, plant and equipment	12	45,563	512,092	1,530	129,091
Land held for development	13	492,940	-	138,840	-
Investment property	14	23,290	330	-	-
Intangible assets	15	44	84	20	31
Investments in subsidiaries	16	-	-	259,522	257,100
Investment in associate	17	9,479	14,244	8,551	8,551
Available-for-sale investments	18	815	66	806	11
Goodwill	19	-	-	-	-
		572,131	526,816	409,269	394,784
<b>Current assets</b>					
Inventories	20	2,468	3,438	-	-
Trade and other receivables	21	76,407	96,079	1,015	966
Short term investments	22	43,618	62,304	39,400	61,732
Cash and cash equivalents	23	30,439	36,919	26,926	31,010
		152,932	198,740	67,341	93,708
<b>TOTAL ASSETS</b>		<b>725,063</b>	<b>725,556</b>	<b>476,610</b>	<b>488,492</b>
<b>EQUITY AND LIABILITIES</b>					
<b>Equity attributable to shareholders of the Company</b>					
Share capital	24	287,343	287,343	287,343	287,343
Share premium		8	8	8	8
Property revaluation reserve		275,151	253,906	82,000	72,500
Investment revaluation reserve		17,022	16,285	1,534	726
Foreign currency translation reserve		(676)	(498)	-	-
Retained earnings		80,726	96,171	106,759	117,859
		659,574	653,215	477,644	478,436
Less : Treasury shares	25	(26,333)	(15,980)	(26,333)	(15,980)
<b>Total Equity</b>		<b>633,241</b>	<b>637,235</b>	<b>451,311</b>	<b>462,456</b>
<b>Current liabilities</b>					
Trade and other payables	26	4,789	6,253	684	1,921
Taxation payable		90	75	-	-
		4,879	6,328	684	1,921
<b>Non-current liabilities</b>					
Employee entitlements	26	169	15	15	15
Deferred tax liabilities	8	85,362	81,978	24,600	24,100
Deferred government grant		1,412	-	-	-
		86,943	81,993	24,615	24,115
<b>Total Liabilities</b>		<b>91,822</b>	<b>88,321</b>	<b>25,299</b>	<b>26,036</b>
<b>TOTAL EQUITY AND LIABILITIES</b>		<b>725,063</b>	<b>725,556</b>	<b>476,610</b>	<b>488,492</b>



# GROUP AND COMPANY STATEMENT OF FINANCIAL POSITION (cont'd)

AS AT 31 DECEMBER 2018

The financial statements of Inch Kenneth Kajang Rubber Public Limited Company [registered numbers: SC007574 (Scotland) and 990261M (Malaysia)] were approved by the Board of Directors on 30 April 2019 and signed on its behalf by:

**DATO' ADNAN BIN MAARUF**  
Director

**DATO' HAJI MUDA BIN MOHAMED**  
Director

# GROUP STATEMENT OF CHANGES IN EQUITY

## FOR THE YEAR ENDED 31 DECEMBER 2018

	Share Capital RM'000	Share Premium RM'000	Property Revaluation Reserve RM'000	Investment Revaluation Reserve RM'000	Foreign Currency Translation RM'000	Retained Earnings RM'000	Treasury Shares RM'000	Total Equity RM'000
<b>Year ended 31 December 2018</b>								
At 1 January 2018	287,343	8	253,906	16,285	(498)	96,171	(15,980)	637,235
Total comprehensive income for year	-	-	21,245	737	(178)	(11,123)	-	10,681
Dividends paid	-	-	-	-	-	(4,322)	-	(4,322)
Share buy-back	-	-	-	-	-	-	(10,353)	(10,353)
At 31 December 2018	287,343	8	275,151	17,022	(676)	80,726	(26,333)	633,241
<b>Year ended 31 December 2017</b>								
At 1 January 2017	287,343	8	234,034	15,992	(351)	115,395	(15,980)	636,441
Total comprehensive income for year	-	-	19,872	293	(147)	(14,748)	-	5,270
Dividends paid	-	-	-	-	-	(4,476)	-	(4,476)
At 31 December 2017	287,343	8	253,906	16,285	(498)	96,171	(15,980)	637,235

Share capital represents the nominal value of ordinary shares issued to shareholders of the company. The amount of share capital a company reports on its statement of financial position only accounts for the initial amount for which the original shareholders purchased the shares from the issuing company. Any price differences arising from price appreciation/depreciation as a result of transactions in the secondary market are not included.

Share premium is a contribution made by a shareholder when shares are issued and paid-in above the par value of such shares.

Property revaluation reserve is the capital reserve where changes in the value of the properties are recognised when they are revalued.

Investment revaluation reserve is the change in the value of investments recognised when they are revalued.

Foreign currency translation reserve represents the exchange differences resulting from the retranslation of net investments in subsidiary undertakings.

Retained earnings are net earnings not paid out as dividends, but retained by the company to be reinvested in its core business.

Treasury shares are those issued but re-purchased by the company. They are considered as issued but not outstanding and are not therefore included when calculating earnings per share and are not entitled to receive dividends. Treasury shares are treated as a reduction from equity.

# COMPANY STATEMENT OF CHANGES IN EQUITY

## FOR THE YEAR ENDED 31 DECEMBER 2018

	Share Capital	Share Premium	Property Revaluation Reserve	Investment Revaluation Reserve	Retained Earnings	Treasury Shares	Total Equity
	RM'000	RM'000	RM'000	RM'000	RM'000	RM'000	RM'000
<b>Year ended 31 December 2018</b>							
At 1 January 2018	287,343	8	72,500	726	117,859	(15,980)	462,456
Total comprehensive loss for year	-	-	9,500	808	(6,778)	-	3,530
Dividends paid	-	-	-	-	(4,322)	-	(4,322)
Share buy-back	-	-	-	-	-	(10,353)	(10,353)
At 31 December 2018	287,343	8	82,000	1,534	106,759	(26,333)	451,311
<b>Year ended 31 December 2017</b>							
At 1 January 2017	287,343	8	68,700	400	136,657	(15,980)	477,128
Total comprehensive loss for year	-	-	3,800	326	(14,322)	-	(10,196)
Dividends paid	-	-	-	-	(4,476)	-	(4,476)
At 31 December 2017	287,343	8	72,500	726	117,859	(15,980)	462,456

# GROUP AND COMPANY STATEMENT OF CASH FLOWS

FOR THE YEAR ENDED 31 DECEMBER 2018

	GROUP		COMPANY	
	2018 RM'000	2017 RM'000	2018 RM'000	2017 RM'000
<b>Cash flows from operating activities</b>				
Operating loss	(10,840)	(7,758)	(9,395)	(8,117)
Adjustments for items not requiring an outflow of funds:				
Depreciation and amortisation	1,483	1,338	118	53
Operating loss before changes in working capital	(9,357)	(6,420)	(9,277)	(8,064)
Changes in working capital:				
(Increase)/decrease in inventories	970	(2,402)	-	-
(Increase)/decrease in trade and other receivables	19,672	(5,550)	(49)	884
Increase/(decrease) in trade and other payables	(1,464)	239	(1,237)	392
Taxation paid	(753)	(683)	-	-
<b>Net cash generated from/(used in) operating activities</b>	<b>9,068</b>	<b>(14,816)</b>	<b>(10,563)</b>	<b>(6,788)</b>
<b>Investing activities</b>				
Proceeds from disposal of investments	22,202	38,159	24,875	35,604
Proceeds from disposal of assets	5	-	-	-
Interest and dividends received	2,745	3,473	2,617	3,390
Loans granted to subsidiaries	-	-	(2,422)	(15,530)
Payments to acquire investments	(10,925)	(6,068)	(12,882)	(5,177)
Payments to acquire intangible assets	-	(13)	-	(12)
Payments to acquire property, plant and equipment	(25,253)	(6,470)	(1,387)	(1,183)
<b>Net cash generated from investing activities</b>	<b>(11,226)</b>	<b>9,081</b>	<b>10,801</b>	<b>17,092</b>
<b>Financing activities</b>				
Dividends paid	(4,322)	(4,476)	(4,322)	(4,476)
<b>Net cash used in financing activities</b>	<b>(4,322)</b>	<b>(4,476)</b>	<b>(4,322)</b>	<b>(4,476)</b>
<b>Increase in cash and cash equivalents</b>	<b>(6,480)</b>	<b>9,789</b>	<b>(4,084)</b>	<b>5,828</b>
Cash and cash equivalents at 1 January	36,919	27,130	31,010	25,182
<b>Cash and cash equivalents at 31 December</b>	<b>30,439</b>	<b>36,919</b>	<b>26,926</b>	<b>31,010</b>
<b>Cash and cash equivalents comprise of:</b>				
Short term deposits	24,898	24,113	24,856	24,073
Cash and bank balances	5,541	12,806	2,070	6,937
	<b>30,439</b>	<b>36,919</b>	<b>26,926</b>	<b>31,010</b>

# NOTES TO THE FINANCIAL STATEMENTS

## FOR THE YEAR ENDED 31 DECEMBER 2018

### 1. Corporate Information

The consolidated financial statements of the Company and its subsidiaries (together “the Group”) for the financial year ended 31 December 2018 were authorised for issue by the Directors on 30 April 2019. The Company is a public limited company incorporated in Scotland and is listed on Bursa Securities and SGX-ST. The principal activities of the Group are oil palm plantation owners, tourism resort operators, manufacturers of constant viscosity (“CV”) block rubber and property development. Further information on the Company’s subsidiaries is in note 16.

### 2. Accounting Policies

The principal accounting policies applied in the preparation of these financial statements are set out below. These policies have been consistently applied to all the years presented, unless otherwise stated below.

#### 2.1 Basis of preparation and going concern

The Group’s financial statements are prepared on a going concern basis and in accordance with IFRS as adopted by the EU and in accordance with those parts of the UK Companies Act 2006 applicable to companies preparing their accounts in accordance with IFRS.

The Company’s financial statements have also been prepared in accordance with IFRS and the UK Companies Act 2006.

The financial statements of the Group and Company are prepared on an historical cost basis as modified by the revaluation of freehold lands and available-for-sale investments.

The Group’s financial statements are presented in Ringgit Malaysia and all values are rounded to the nearest thousand (RM’000) except when otherwise indicated. The exchange rate of Ringgit Malaysia to Pounds Sterling at 31 December 2018 was £1: RM5.2532 (RM1: £0.1904) and 31 December 2017 was £1: RM5.4660 (RM1: £0.1829).

#### *Going concern*

During the year ended 31 December 2018 the Group made a loss of RM11.123 million (2017: loss of RM14.748 million) and at the year end date the Group had net current assets of RM148.05million (2017: RM192.41 million) and net assets of RM633.24 million (2017: RM637.24 million). The operations of the Group are currently being financed by funds raised from the Group’s operations and proceeds from disposal of land in year 2011. The Group has adequate resources to continue its operations for the foreseeable future as there are assets available that could be converted to cash or cash equivalents, should the need arise. The financial statements have, therefore, been prepared on the going concern basis.

#### 2.2 New IFRS standards and interpretations

The Group has adopted all relevant standards effective for accounting periods beginning on or after 1 January 2018 from the beginning of the reporting period.

#### **Standards, amendments and interpretations**

- IFRS 9 Financial Instruments; and
- IFRS 15 Revenue from Contracts with Customers.

# NOTES TO THE FINANCIAL STATEMENTS (cont'd)

## FOR THE YEAR ENDED 31 DECEMBER 2018

### 2. Accounting Policies (cont'd)

#### 2.2 New IFRS standards and interpretations (cont'd)

##### Standards, amendments and interpretations (not yet endorsed by EU)

- Classification and Measurement of Share-based Payment Transactions;
- Annual Improvements 2014-2016 Cycle;
- Transfers of Investment Property – Amendments to IAS 40;
- Interpretation 22 Foreign Currency Transactions and Advance Consideration.

The Group also elected to adopt the following amendments early:

- Annual Improvements to IFRS Standards 2015-2017 Cycle.
- Certain new accounting standards and interpretations have been published that are not mandatory for 31 December 2018 reporting periods and have not been early adopted by the Group. The Group's assessment of the impact of these new standards and interpretations is set out below:
- *IFRS 16 Leases*
- IFRS 16 was issued in January 2016. It will result in almost all leases being recognised on the balance sheet by lessees, as the distinction between operating and finance leases is removed. Under the new standard, an asset (the right to use the leased item) and a financial liability to pay rentals are recognised. The only exceptions are short-term and low-value leases.
- The Group will apply the standard from its mandatory adoption date of 1 January 2019. The Group intends to apply the simplified transition approach and will not restate comparative amounts for the year prior to first adoption. Right-of-use assets for property leases will be measured on transition as if the new rules had always been applied. All other right-of-use assets will be measured at the amount of the lease liability on adoption (adjusted for any prepaid or accrued lease expenses).

There are no other standards and interpretations in issue but not yet adopted that the Directors anticipate will have a material effect on the reported income or net assets of the Group.

#### 2.3 Basis of consolidation and goodwill

The Group financial statements incorporate the financial statements of the Company and entities controlled by the Company and its subsidiaries. Control is achieved where the Company: has power over the investee; is exposed, or has rights, to variable returns from its involvement with the investee; and has the ability to use its power to affect its return.

The Company reassesses whether or not it controls an investee if facts and circumstances indicate that there are changes to one or more of the three elements of control listed above.

Consolidation of a subsidiary begins when the Company obtains control over the subsidiary and ceases when the Company loses control of the subsidiary. Specifically, income and expenses of a subsidiary acquired or disposed of during the period are included in the consolidated statement of profit or loss and other comprehensive income from the date the Company gains control until the date when the Company ceases to control the subsidiary.

# NOTES TO THE FINANCIAL STATEMENTS (cont'd)

## FOR THE YEAR ENDED 31 DECEMBER 2018

### 2. Accounting Policies (cont'd)

#### 2.3 Basis of consolidation and goodwill (cont'd)

Where necessary, adjustments are made to the financial statements of the subsidiaries to bring their accounting policies into line with the Group's accounting policies.

The consolidated financial statements have been prepared by using the principles of acquisition accounting ("the purchase method") which includes the results of the subsidiaries from their date of acquisition.

All intra-group balances, transactions, income and expenses and profits and losses resulting from intra-group transactions are eliminated fully on consolidation.

Goodwill is the difference between the amount paid on the acquisition of a subsidiary company or a business and the aggregate fair value of the identifiable assets and liabilities acquired. Goodwill is capitalised as an intangible asset. In accordance with IFRS 3 'Business Combinations', goodwill is not amortised but tested for impairment annually or when there are any other indications that its carrying value is not recoverable.

Goodwill is therefore stated at cost less any provision for impairment in value. If a subsidiary undertaking is subsequently sold, goodwill arising on acquisition is taken into account in determining the profit and loss on sale. Goodwill is allocated to cash generating units for the purpose of impairment testing. The allocation is made to those cash generating units or groups of cash generating units that are expected to benefit from the business combination in which the goodwill arose.

#### 2.4 Investment in associated undertaking

Companies, other than subsidiary undertakings, in which the Group has an investment and over which it exerts significant influence but does not control, are treated as associated undertakings.

Investments in associated undertakings are equity accounted and carried in the Group statement of financial position at cost plus post acquisition changes in the Group's share of net assets of the associate, less any impairment in value.

Any goodwill arising on the acquisition of an associate, representing the excess of the cost of the investment compared to the Group's share of the net fair value of the associate's identifiable assets and liabilities, is included in the carrying amount of the associate. Goodwill on the acquisition of associates is not amortised.

The Group statement of profit or loss includes the Group's share of the associate's profit after tax. To the extent that losses of an associate exceed the carrying amount of the investment, the Group discontinues including its share of further losses and the investment is reported at nil value. Additional losses are only provided if the Group has an obligation to a third party.

After application of the equity method, the Group determines whether it is necessary to recognise an additional impairment loss of the Group's investment in its associate at each period end date. The Group calculates the amount of impairment as being the difference between the fair value of the associate and the carrying value and recognises the amount in the profit or loss.

Unrealised gains on transactions between the Group and its associate are eliminated to the extent of the Group's interest in the associate. Unrealised losses are also eliminated unless the transaction provides evidence of an impairment of the asset transferred. Accounting policies of the associate are changed where necessary to ensure consistency with the accounting policies of the Group.

The Parent Company's investment in its associate is included in the Company statement of financial position at cost, less any provision for impairment.

# NOTES TO THE FINANCIAL STATEMENTS (cont'd)

## FOR THE YEAR ENDED 31 DECEMBER 2018

### 2. Accounting Policies (cont'd)

#### 2.5 Intangible assets

Intangible assets of the Group consist of computer software and are capitalised at their cost and are amortised through administrative expenses on a straight-line basis over their expected useful lives of 5 years.

The carrying value of intangible assets is tested for impairment whenever events or changes in circumstances indicate the carrying value may not be recoverable.

#### 2.6 Property, plant and equipment

Freehold lands are stated at their revalued amounts, being the fair value at the date of revaluation, less any subsequent accumulated impairment losses. Revaluations are performed with sufficient regularity such that the carrying amounts do not differ materially from those that would be determined using fair values at the end of the reporting period. Fair value is based on periodic valuations made at least once in every five years and an interim valuation every three years based on management decision. Valuations are carried out by an independent external licensed valuer on an open market value basis. Any surplus or deficit arising on valuation is transferred directly to equity as a revaluation surplus in the property revaluation reserve, except for those deficits expected to be permanent, which are charged to profit or loss. Freehold lands are not depreciated.

Other property, plant and equipment are stated at cost less accumulated depreciation and any impairment losses.

Depreciation is calculated on a straight-line basis to write off the costs, less estimated residual values of each asset over its estimated useful lives, as follows:

Buildings	10 – 50 years
Land improvements	5 – 20 years
Other assets	5 – 10 years

The carrying values of property, plant and equipment are tested for impairment if events or changes in circumstances indicate the carrying values may not be recoverable. Any impairment losses are recognised in the profit or loss.

The assets' residual values and useful lives are reviewed, and adjusted if appropriate, at each period end date. Gains and losses on disposals are determined by comparing the proceeds with the carrying amount and are recognised within the statement of profit or loss.

When revalued assets are sold, the amounts included in property revaluation reserves are transferred to retained earnings.

#### 2.7 Biological assets

The Group's biological assets consist of oil palm tree plantations. According to IAS 41 'Agriculture', biological assets should be valued annually at their fair values. The gain or loss in fair value of biological assets is to be included in the profit or loss.

The Group has used IAS 41's cost model to value the biological assets because the Directors believe that fair values cannot be measured reliably as the trees on the plantations are mature (greater than 25 years old). At 31 December 2018 the costs of the biological assets have been fully depreciated. Even though the plantations are still producing income the Directors believe that any attempt to revalue the plantations to their fair values would not be reliable as market-determined prices or values are not readily available and alternative estimates of fair value are unreliable. The biological assets (i.e. the oil palm trees) are therefore carried in the Company's and Group's financial statements at a nil net book value.

The freehold estate land is carried at its fair value as discussed in note 2.6 above.

The harvested produce, FFB are sold immediately after being harvested. Therefore the requirement under IAS 41 to value agricultural produce at market value as inventories does not apply.



# NOTES TO THE FINANCIAL STATEMENTS (cont'd)

## FOR THE YEAR ENDED 31 DECEMBER 2018

### 2. Accounting Policies (cont'd)

#### 2.8 Investment properties

Investment properties are held to earn rentals and for capital appreciation.

Investment properties are initially recognised at cost and subsequently carried at fair value, determined annually by independent professional valuers on the current use basis. Changes in fair values are recognised in profit or loss.

Investment properties are subject to renovations or improvements at regular intervals. The cost of major renovations and improvements is capitalised and the carrying amounts of the replaced components are recognised in profit or loss. The cost of maintenance, repairs and minor improvements is recognised in profit or loss when incurred.

#### 2.9 Land held for development

As the freehold land held under Inch Kenneth Development (M) Sdn Bhd has been earmarked for property development, the carrying value of the land and all expenditure incurred to realize the development project has been reclassified to Land Held For Development.

As for the Holding company, all expenses incurred for the construction of the 22 units of low cost terrace houses at Dunedin estate, Mukim of Semenyih, which has been fully completed in second half of year 2018, has also been reclassified to Land Held For Development, together with all other expenditure incurred.

#### 2.10 Investments and other financial assets

##### *Classification*

From 1 January 2018, the Group classifies its financial assets in the following measurement categories: those to be measured subsequently at fair value (either through other comprehensive income ("OCI") or through profit or loss), and those to be measured at amortised cost. The classification depends on the entity's business model for managing the financial assets and the contractual terms of the cash flows.

For assets measured at fair value, gains and losses will either be recorded in profit or loss or OCI. For investments in equity instruments that are not held for trading, this will depend on whether the Group has made an irrevocable election at the time of initial recognition to account for the equity investment at fair value through other comprehensive income ("FVOCI").

The Group reclassifies debt investments when and only when its business model for managing those assets changes.

##### *Recognition and derecognition*

Regular way purchases and sales of financial assets are recognised on trade-date, the date on which the Group commits to purchase or sell the asset. Financial assets are derecognised when the rights to receive cash flows from the financial assets have expired or have been transferred and the Group has transferred substantially all the risks and rewards of ownership.

##### *Measurement*

At initial recognition, the Group measures a financial asset at its fair value plus, in the case of a financial asset not at fair value through profit or loss ("FVPL"), transaction costs that are directly attributable to the acquisition of the financial asset. Transaction costs of financial assets carried at FVPL are expensed in profit or loss. Financial assets with embedded derivatives are considered in their entirety when determining whether their cash flows are solely payment of principal and interest.

# NOTES TO THE FINANCIAL STATEMENTS (cont'd)

## FOR THE YEAR ENDED 31 DECEMBER 2018

### 2. Accounting Policies (cont'd)

#### 2.10 Investments and other financial assets (cont'd)

##### *Debt instruments*

Subsequent measurement of debt instruments depends on the Group's business model for managing the asset and the cash flow characteristics of the asset. There are three measurement categories into which the Group classifies its debt instruments: Amortised cost: Assets that are held for collection of contractual cash flows where those cash flows represent solely payments of principal and interest are measured at amortised cost. Interest income from these financial assets is included in finance income using the effective interest rate method. Any gain or loss arising on derecognition is recognised directly in profit or loss and presented in other gains/(losses) together with foreign exchange gains and losses. Impairment losses are presented as separate line item in the statement of profit or loss.

FVOCI: Assets that are held for collection of contractual cash flows and for selling the financial assets, where the assets' cash flows represent solely payments of principal and interest, are measured at FVOCI. Movements in the carrying amount are taken through OCI, except for the recognition of impairment gains or losses, interest income and foreign exchange gains and losses which are recognised in profit or loss. When the financial asset is derecognised, the cumulative gain or loss previously recognised in OCI is reclassified from equity to profit or loss and recognised in other gains/(losses). Interest income from these financial assets is included in finance income using the effective interest rate method. Foreign exchange gains and losses are presented in other gains/(losses) and impairment expenses are presented as separate line item in the statement of profit or loss.

FVPL: Assets that do not meet the criteria for amortised cost or FVOCI are measured at FVPL. A gain or loss on a debt investment that is subsequently measured at FVPL is recognised in profit or loss and presented net within other gains/(losses) in the period in which it arises.

##### *Equity instruments*

The Group subsequently measures all equity investments at fair value. Where the Group's management has elected to present fair value gains and losses on equity investments in OCI, there is no subsequent reclassification of fair value gains and losses to profit or loss following the derecognition of the investment. Dividends from such investments continue to be recognised in profit or loss as other income when the Group's right to receive payments is established.

Changes in the fair value of financial assets at FVPL are recognised in other gains/(losses) in the statement of profit or loss as applicable. Impairment losses (and reversal of impairment losses) on equity investments measured at FVOCI are not reported separately from other changes in fair value.

##### *Impairment*

From 1 January 2018, the Group assesses on a forward looking basis the expected credit losses associated with its debt instruments carried at amortised cost and FVOCI. The impairment methodology applied depends on whether there has been a significant increase in credit risk.

For trade receivables, the Group applies the simplified approach permitted by IFRS 9, which requires expected lifetime losses to be recognised from initial recognition of the receivables, see note 21 for further details.

##### *Accounting policies applied until 31 December 2017*

The Group has applied IFRS 9 retrospectively, but has elected not to restate comparative information. As a result, the comparative information provided continues to be accounted for in accordance with the Group's previous accounting policy.

# NOTES TO THE FINANCIAL STATEMENTS (cont'd)

## FOR THE YEAR ENDED 31 DECEMBER 2018

### 2. Accounting Policies (cont'd)

#### 2.10 Investments and other financial assets (cont'd)

##### *Classification*

Until 31 December 2017, the Group classified its financial assets in the following categories:

- financial assets at fair value through profit or loss,
- loans and receivables,
- held-to-maturity investments, and
- available-for-sale financial assets.

The classification depended on the purpose for which the investments were acquired. Management determined the classification of its investments at initial recognition and, in the case of assets classified as held-to-maturity, re-evaluated this designation at the end of each reporting period.

##### *Reclassification*

The Group could choose to reclassify a non-derivative trading financial asset out of the held for trading category if the financial asset was no longer held for the purpose of selling it in the near term. Financial assets other than loans and receivables were permitted to be reclassified out of the held for trading category only in rare circumstances arising from a single event that was unusual and highly unlikely to recur in the near term. In addition, the Group could choose to reclassify financial assets that would meet the definition of loans and receivables out of the held for trading or available-for-sale categories if the Group had the intention and ability to hold these financial assets for the foreseeable future or until maturity at the date of reclassification

Reclassifications were made at fair value as of the reclassification date. Fair value became the new cost or amortised cost as applicable, and no reversals of fair value gains or losses recorded before reclassification date were subsequently made. Effective interest rates for financial assets reclassified to loans and receivables and held-to-maturity categories were determined at the reclassification date. Further increases in estimates of cash flows adjusted effective interest rates prospectively.

##### *Subsequent measurement*

The measurement at initial recognition did not change on adoption of IFRS 9, see description above.

Subsequent to the initial recognition, loans and receivables and held-to-maturity investments were carried at amortised cost using the effective interest method.

Available-for-sale financial assets and financial assets at FVPL were subsequently carried at fair value. Gains or losses arising from changes in the fair value were recognised as follows:

- for financial assets at FVPL – in profit or loss within other gains/(losses)
- for available-for-sale financial assets that are monetary securities denominated in a foreign currency – translation differences related to changes in the amortised cost of the security were recognised in profit or loss and other changes in the carrying amount were recognised in other comprehensive income
- for other monetary and non-monetary securities classified as available-for-sale – in other comprehensive income.

Details on how the fair value of financial instruments is determined are disclosed in note 27.4.

When securities classified as available-for-sale were sold, the accumulated fair value adjustments recognised in other comprehensive income were reclassified to profit or loss as gains and losses from investment securities.

# NOTES TO THE FINANCIAL STATEMENTS (cont'd)

## FOR THE YEAR ENDED 31 DECEMBER 2018

### 2. Accounting Policies (cont'd)

#### 2.10 Investments and other financial assets (cont'd)

##### *Impairment*

The Group assessed at the end of each reporting period whether there was objective evidence that a financial asset or Group of financial assets was impaired. A financial asset or a Group of financial assets was impaired and impairment losses were incurred only if there was objective evidence of impairment as a result of one or more events that occurred after the initial recognition of the asset (a 'loss event') and that loss event (or events) had an impact on the estimated future cash flows of the financial asset or Group of financial assets that could be reliably estimated. In the case of equity investments classified as available-for-sale, a significant or prolonged decline in the fair value of the security below its cost was considered an indicator that the assets are impaired.

##### *Assets carried at amortised cost*

For loans and receivables, the amount of the loss was measured as the difference between the asset's carrying amount and the present value of estimated future cash flows (excluding future credit losses that had not been incurred) discounted at the financial asset's original effective interest rate. The carrying amount of the asset was reduced and the amount of the loss was recognised in profit or loss. If a loan or held-to-maturity investment had a variable interest rate, the discount rate for measuring any impairment loss was the current effective interest rate determined under the contract. As a practical expedient, the Group could measure impairment on the basis of an instrument's fair value using an observable market price.

If, in a subsequent period, the amount of the impairment loss decreased and the decrease could be related objectively to an event occurring after the impairment was recognised (such as an improvement in the debtor's credit rating), the reversal of the previously recognised impairment loss was recognised in profit or loss. Impairment testing of trade receivables is described in note 21.

##### *Assets classified as available-for-sale*

If there was objective evidence of impairment for available-for-sale financial assets, the cumulative loss – measured as the difference between the acquisition cost and the current fair value, less any impairment loss on that financial asset previously recognised in profit or loss – was removed from equity and recognised in profit or loss.

Impairment losses on equity instruments that were recognised in profit or loss were not reversed through profit or loss in a subsequent period.

If the fair value of a debt instrument classified as available-for-sale increased in a subsequent period and the increase could be objectively related to an event occurring after the impairment loss was recognised in profit or loss, the impairment loss was reversed through profit or loss.

#### 2.11 Parent Company investments in subsidiaries and associates

The Parent Company's investments in subsidiaries and associated undertakings are included in the Company statement of financial position at cost less any provisions for impairments.

#### 2.12 Inventories

Inventories are being held at the lower of cost and net realisable value.

No harvested FFB are held at year end, therefore, the requirement under IAS 41 'Agriculture' to value agricultural produce at market value does not apply.

# NOTES TO THE FINANCIAL STATEMENTS (cont'd)

## FOR THE YEAR ENDED 31 DECEMBER 2018

### 2. Accounting Policies (cont'd)

#### 2.13 Cash and cash equivalents

Cash and cash equivalents are held for the purpose of meeting short-term cash commitments rather than for investment or other purposes. For an investment to qualify as a cash equivalent it must be readily convertible to a known amount of cash and be subject an insignificant risk of changes in value. The amount in the statement of financial position is stated at cost, which is approximately equal to the fair value, and comprises cash in hand, cash at bank, short term deposits and short term investments.

#### 2.14 Impairment of non-current assets

The Group assesses at each reporting date whether there is an indication that an asset may be impaired. If any such indication exists, or when annual impairment testing for an asset is required, the Group makes an estimate of the asset's recoverable amount. An asset's recoverable amount is the higher of an asset's or cash-generating unit's fair value less costs to sell and its value in use and is determined for an individual asset, unless the asset does not generate cash inflows that are largely independent of those from other assets or groups of assets. Where the carrying amount of an asset exceeds its recoverable amount, the asset is considered impaired and is written down to its recoverable amount. In assessing value in use, the estimated future cash flows are discounted to their present value of money and the risks specific to the asset. Impairment losses of continuing operations are recognised in the profit or loss in those expense categories consistent with the function of the impaired asset.

#### 2.15 Financial liabilities and equity

Financial liabilities and equity instruments are classified according to the substance of the contractual arrangements entered into. Financial liabilities include trade and other payables and bank borrowings.

Trade and other payables are carried at cost which is the fair value of the consideration to be paid in the future for goods and services received, whether or not billed to the company.

All borrowings and overdrafts are recorded at the amount of the proceeds received, net of direct issue costs. Finance charges are charged to the statement of profit or loss on an accruals basis using the effective interest rate method.

Equity instruments are recorded at the fair value of the consideration received, net of direct issue costs.

#### 2.16 Revenue

Revenue is recognised to the extent that it is probable that the economic benefits will flow to the Group and the revenue can be reliably measured. Revenue is measured at the fair value of consideration received or receivable net of value added tax, returns, rebates or discounts and after eliminating sales with the Group.

Revenue derived from plantation activities represents the sale of oil palm FFB and is recognised on the accruals basis.

Revenue derived from manufacturing activities is recognised as sales when the goods are delivered, and the risks and rewards of ownership of the goods are transferred to buyers.

Revenue derived from resort activities represents room rentals, net of hotel room tax, and the sale of food and beverages. Accommodation revenue is recognised on the arrival of customers. Payments received in advance of the arrival of guests are included in current liabilities as accommodation rental received in advance.

# NOTES TO THE FINANCIAL STATEMENTS (cont'd)

## FOR THE YEAR ENDED 31 DECEMBER 2018

### 2. Accounting Policies (cont'd)

#### 2.16 Revenue (cont'd)

Dividend income is recognised when the right to receive payments is established.

Interest income from a financial asset is recognised when it is probable that the economic benefits will flow to the Group and the amount of income can be measured reliably. Interest income is accrued on a time basis, by reference to the principal outstanding and at the effective interest rate applicable, which is the rate that exactly discounts estimated future cash receipts through the expected life of the financial asset to that asset's net carrying amount on initial recognition.

The Group's policy for recognition of revenue from operating leases is described in note 2.17 below.

#### 2.17 Leases

Leases where the lessor retains substantially all the risks and benefits of ownership of the asset are classified as operating leases.

##### *The Group as lessor*

Rental income from operating leases is recognised on a straight-line basis over the term of the relevant lease. Initial direct costs incurred in negotiating and arranging as operating lease are added to the carrying amount of the leased asset and recognised on a straight-line basis over the lease term.

##### *The Group as lessee*

Operating lease payments are recognised as an expense on a straight line basis over the lease term, except where another systematic basis is more representative of the time pattern in which economic benefits from the leased asset are consumed. Contingent rentals arising under operating leases are recognised as an expense in the period in which they are incurred.

#### 2.18 Employee entitlements

The liability for employees' compensation for unutilised leave is accrued in relation to services rendered by employees and relates to rights which have been vested. These amounts are not discounted.

The Group's contribution to a defined contribution plan is charged to the profit or loss in the period to which the contribution relates.

#### 2.19 Provisions

Provisions are recognised when the Group has a legal or constructive obligation as a result of a past event and it is probable that an outflow of economic benefits will be required to settle the obligation. If the effect is material, expected future cash flows are discounted using a current pre-tax rate that reflects, where appropriate, the risks specific to the liability.

Where the Group expects some or all of a provision to be reimbursed, for example under an insurance policy, the reimbursement is recognised as a separate asset but only when recovery is virtually certain. The expense relating to any provision is presented in the income statement net of any reimbursement. Where discounting is used, the increase in the provision due to unwinding of discount is recognised as a finance cost.

# NOTES TO THE FINANCIAL STATEMENTS (cont'd)

## FOR THE YEAR ENDED 31 DECEMBER 2018

### 2. Accounting Policies (cont'd)

#### 2.20 Dividend distributions

Dividend distributions proposed by the Board of Directors and unpaid at the year end are not recognised in the financial statements as a liability until they have been approved by the Company's shareholders at the AGM.

#### 2.21 Related parties

Parties are considered to be related if one party has the ability, directly or indirectly, to control the other party, or exercise significant influence over the other party in making financial and operating decisions. Parties are also considered to be related if they are subject to common control or common significant influence. Related parties may be individuals or corporate entities.

#### 2.22 Current and deferred income tax

The current income tax charge is calculated on the basis of the tax laws enacted or substantively enacted at the period end date and any adjustments to tax payable in respect of previous years.

Deferred income tax is provided in full, using the liability method, on temporary differences arising between the tax bases of assets and liabilities and their carrying amounts in the consolidated financial statements. Deferred income tax is determined using tax rates (and laws) that have been enacted or substantially enacted by the period end date and are expected to apply when the related deferred income tax asset is realised or the deferred income tax liability is settled. Deferred tax liabilities are recognised for the temporary timing differences associated with subsidiaries, joint ventures and associates, but only where the Group is able to control the timing of the reversal of the temporary difference.

Deferred income tax assets are recognised to the extent that it is probable that future taxable profits will be available against which the assets can be utilised.

The measurement of deferred tax reflects the tax consequences that would follow from the manner in which the Group expects, at the reporting date, to recover or settle the carrying amount of its assets and liabilities. For this purpose, the carrying amount of freehold lands measured at fair value is presumed to be recovered through sale after implementation of the Group business plan.

#### 2.23 Foreign currency translation

##### *Functional and presentational currency*

Items included in the financial statements of each of the Group's entities are measured using the currency of the primary economic environment in which the entity operates ('the functional currency'). The consolidated financial statements are presented in 'Ringgit Malaysia' ("RM"), which is the Company's and the Group's functional and presentation currency.

##### *Transactions and balances*

Foreign currency transactions are translated into the functional currency using the exchange rates prevailing at the dates of the transactions. Foreign exchange gains and losses resulting from the settlement of such transactions and from the translation at year end exchange rates of monetary assets and liabilities denominated in foreign currencies are recognised in the profit or loss.

The assets, liabilities and the results of the foreign subsidiary undertakings are translated into Ringgit Malaysia at the rates of exchange ruling at the year end. Exchange differences resulting from the retranslation of net investments in subsidiary undertakings are treated as movements on reserves.

# NOTES TO THE FINANCIAL STATEMENTS (cont'd)

## FOR THE YEAR ENDED 31 DECEMBER 2018

### 3. Significant Accounting Judgements and Estimates

In the process of applying the Group's accounting policies, which are described in note 2 above, the Directors have made the following judgements and assumptions concerning the future. The resulting accounting estimates will, by definition, seldom exactly equal the related actual results. The estimates and assumptions that have a risk of causing material adjustment to the carrying amounts of assets and liabilities within the next financial year are discussed below:

#### *Carrying value of associate*

The Directors assess the fair value of the Group's investment in its associated undertaking, CEPCO and compare it to the carrying value. An impairment of RM2.943 million impairment was charged in 2018. The assessment was made by reference to the fair value.

#### *Depreciation, useful lives and residual values of property, plant and equipment*

The Directors estimate the useful lives and residual values of property, plant and equipment in order to calculate the depreciation charges. Changes in these estimates could result in changes being required to the annual depreciation charges in the statement of profit or loss and the carrying values of the property, plant and equipment in the statement of financial position.

#### *Fair value measurements*

A number of the Group's accounting policies and disclosures require the measurement of fair values, for both financial and non-financial assets and liabilities.

The Group has an established control framework with respect to the measurement of fair values. When measuring the fair value of an asset or a liability, the management uses market observable data as far possible. Where Level 1 inputs are not available, the Group engages third party qualified valuers to perform the valuation. Information about the valuation techniques and inputs used in determining the fair value of various assets and liabilities are included in the relevant notes.

#### *Deferred tax asset*

Deferred tax assets are recognised for all unutilised tax losses to the extent that it is probable that taxable profit will be available against which the losses can be utilised. Significant judgement and measurement is required to determine the amount of deferred tax asset that can be recognised, based on the likely timing of future taxable profit together with future tax planning strategies. The carrying value of deferred tax assets recognised as at 31 December 2018 is RM Nil (2017: RM Nil) and the unrecognised tax losses as at 31 December 2018 is approximately RM9.07 million (2017: RM8.15 million) in respect of which the future economic benefit is uncertain. Further details are shown in note 8.

### 4. Segmental Information

The Group applies IFRS 8 'Operating Segments'. The accounting policy for identifying segments is based on internal management reporting information that is regularly reviewed by the chief operating decision maker. In identifying its operating segments, management generally follows the Group's service lines, which represent the main products and services provided by the Group.

The Group's operating businesses are organised and managed separately according to the nature of products produced and services provided, with each segment representing a strategic business unit that offers different products and serves different markets.



# NOTES TO THE FINANCIAL STATEMENTS (cont'd)

## FOR THE YEAR ENDED 31 DECEMBER 2018

### 4. Segmental Information (cont'd)

At 31 December 2018, the Group was organised into four operating segments as follows:

- Plantations – sale of FFB;
- Manufacturing – producing CV rubber blocks;
- Tourism – operation of two tourist resorts, sale of rooms and sale of food and beverages;
- Property development - development and sale of land and properties and leasing of buildings;
- Others being:
  - i) Trading – trading of building materials; and
  - ii) Investment – holding of equity interests in quoted shares.

The segment results for the year ended 31 December 2018 are as follows:

	Plantation RM'000	Tourism RM'000	Manufacturing RM'000	Property RM'000	Others RM'000	Total RM'000
<b>Segment revenue</b>						
From external customers	171	11,340	3,980	246	0	15,737
Finance income	-	127	1	-	2,618	2,745
Other gains and losses	-	78	-	1,894	-	1,972
Share of loss of CEPCO	-	-	-	-	(1,822)	(1,822)
Impairment in investment	-	-	-	-	(2,943)	(2,943)
Depreciation and amortisation	-	(1,169)	(104)	(91)	(119)	(1,483)
Tax expenses	-	(232)	-	(7)	-	(239)
Other expenses (net of other income)	(269)	(9,622)	(5,105)	(931)	(9,162)	(25,089)
<b>Segment profit/(loss)</b>	<b>(98)</b>	<b>522</b>	<b>(1,228)</b>	<b>1,111</b>	<b>(11,428)</b>	<b>(11,121)</b>
<b>Segment assets</b>						
	138,841	39,451	8,742	461,632	76,397	725,063
<b>Segment liabilities</b>						
	24,615	3,064	359	61,507	2,277	91,822
<b>Other disclosures</b>						
Investment in CEPCO	-	-	-	-	9,479	9,479
Capital expenditure						
Tangible	-	1,910	-	988	1,387	4,285
Assets under construction	-	-	-	-	-	-
Intangible	-	-	-	-	-	-

Segment revenue reported above represents revenue generated from external customers. Inter-segment sales within the Group amounted to approximate RM3.98 million (2017: RM4.76 million).

# NOTES TO THE FINANCIAL STATEMENTS (cont'd)

## FOR THE YEAR ENDED 31 DECEMBER 2018

### 4. Segmental Information (cont'd)

The segment results for the year ended 31 December 2017 are as follows:

	Plantation RM'000	Tourism RM'000	Manufacturing RM'000	Property RM'000	Others RM'000	Total RM'000
<b>Segment revenue</b>						
From external customers	181	10,611	4,918	129	-	15,839
Finance income	-	76	7	-	3,390	3,473
Other gains and losses	-	3	-	260	-	263
Share of loss of CEPCO	-	-	-	-	(730)	(730)
Impairment in investment	-	-	-	-	(9,595)	(9,595)
Depreciation and amortisation	(53)	(1,075)	(111)	(61)	(38)	(1,338)
Tax expenses	-	(401)	-	-	-	(401)
Other expenses (net of other income)	(201)	(7,848)	(5,470)	(758)	(7,982)	(22,259)
<b>Segment profit/(loss)</b>	(73)	1,366	(656)	(430)	(14,955)	(14,748)
<b>Segment assets</b>	130,088	37,063	9,596	444,538	104,271	725,556
<b>Segment liabilities</b>	26,037	2,079	898	59,307	-	88,321
<b>Other disclosures</b>						
Investment in CEPCO	-	-	-	-	14,244	14,244
Capital expenditure						
Tangible	-	4,980	-	200	30	5,210
Assets under construction	983	-	-	277	-	1,260
Intangible	12	1	-	-	-	13

### Geographic information

The Group operates in two principal geographical areas – Malaysia and Thailand.

The Group's revenue from continuing operations from external customers by location of operations and information about its non-current assets\* by location of assets are detailed below.

	Revenue from external customers		Non-current assets	
	2018 RM'000	2017 RM'000	2018 RM'000	2017 RM'000
Malaysia	11,757	10,921	567,414	522,086
Thailand	3,980	4,918	4,633	4,730
	15,737	15,839	572,047	526,816

\*non-current assets for this purpose consist of property, plant and equipment, investment property and intangible assets.

### Information about major customers

Included in revenues arising from manufacturing are revenues of approximately RM1.47 million (2017: RM2.08 million) which arose from sales to the Group's largest customer. No other single customers contributed 10% or more to the Group's revenue for both 2018 and 2017.

# NOTES TO THE FINANCIAL STATEMENTS (cont'd)

## FOR THE YEAR ENDED 31 DECEMBER 2018

### 5. Other Income and Other Gains and Losses

	GROUP		COMPANY	
	2018 RM'000	2017 RM'000	2018 RM'000	2017 RM'000
<b>Other income</b>				
Rebates from investment in unit trust	285	338	285	338
Sundry income	35	3	1	-
Other rental income	209	209	-	-
Management fee to subsidiary	-	-	300	300
Gain on foreign exchange	17	25	-	-
Insurance Claim	-	5	-	-
	546	580	586	638
<b>Other gains and losses</b>				
Gain on revaluation of assets	1,892	260	-	-
Sale of asset	6	-	-	-
Government Grant	78	-	-	-
Cumulative gain reclassified from equity on redemption of short term investment	-	3	-	-
	1,976	263	-	-

### 6. Operating Loss

	GROUP		COMPANY	
	2018 RM'000	2017 RM'000	2018 RM'000	2017 RM'000
The operating loss is stated after charging/(crediting):				
Auditors' remuneration:				
- Parent Company auditor	240	240	240	240
- Subsidiaries' auditor	54	54	-	-
Depreciation	1,443	1,289	107	43
Amortisation of intangible assets	40	50	11	10
Operating leases	450	540	329	329
Staff costs (note 10)	6,942	6,444	3,049	3,042
Profit on foreign exchange	(1)	(24)	-	-
Impairment in investment	(2,943)	(9,595)	-	(9,595)

The non-audit fees paid to the Company's external auditors amounted to RM27,690 for the financial year 2018 (2017: RM7,718).

Direct operating expenses from investment property that generated rental income for the Group during the financial year amounted to RM19,921 (2017: RM3,785).

# NOTES TO THE FINANCIAL STATEMENTS (cont'd)

## FOR THE YEAR ENDED 31 DECEMBER 2018

### 7. Finance Income

	GROUP		COMPANY	
	2018 RM'000	2017 RM'000	2018 RM'000	2017 RM'000
<b>Finance income</b>				
Short term deposits	789	720	787	712
Short term investments	1,956	2,753	1,830	2,678
	2,745	3,473	2,617	3,390

### 8. Taxation

#### 8.1 Income taxes recognised in profit and loss

The tax charge is made up as follows:

	GROUP		COMPANY	
	2018 RM'000	2017 RM'000	2018 RM'000	2017 RM'000
In Malaysia				
- Current taxation	407	603	-	-
- Over provision in respect of prior years	(168)	(202)	-	-
	239	401	-	-

Other than the subsidiary in Thailand which is a tax resident there, the Company and the Group are tax residents in Malaysia. The Group is liable to corporation tax in Malaysia and Thailand but is not subject to United Kingdom corporation tax. The Group's effective tax rate differs from the standard rate of corporation tax in Malaysia of 24% (2017: 24%) as follows:

	GROUP		COMPANY	
	2018 RM'000	2017 RM'000	2018 RM'000	2017 RM'000
Loss before taxation	(10,884)	(14,347)	(6,778)	(14,322)
Tax credit at standard corporation tax rate in Malaysia of 24% (2017: 24%)	(2,612)	(3,443)	(1,627)	(3,437)
<i>Tax effects of:</i>				
Expenses not deductible for tax purposes	3,031	3,637	2,366	2,985
Income not subject to tax	(2,888)	(658)	(2,415)	(643)
Utilisation of business losses	(96)	(208)	-	-
Temporary timing differences not recognised	2,972	1,275	1,675	1,095
Under/(over) provision in respect of prior years	(168)	(202)	-	-
Total tax charge for year	239	401	(1)	-

# NOTES TO THE FINANCIAL STATEMENTS (cont'd)

## FOR THE YEAR ENDED 31 DECEMBER 2018

### 8. Taxation (cont'd)

#### 8.2 Income taxes recognised in other comprehensive income

The tax charge relating to components of other comprehensive income is as follows:

	GROUP		COMPANY	
	2018 RM'000	2017 RM'000	2018 RM'000	2017 RM'000
<i>Fair value gain on freehold land</i>				
Before tax	26,522	26,147	10,000	5,000
Tax charge	(3,897)	(6,275)	(500)	(1,200)
After tax	22,625	19,872	9,500	3,800
Other comprehensive income	22,625	19,872	9,500	3,800
Deferred tax liabilities	3,897	6,275	500	1,200

#### 8.3 Deferred tax balances

The estimated deferred tax assets at 24% (2017: 24%) not recognised in these financial statements are as follows:

	GROUP		COMPANY	
	2018 RM'000	2017 RM'000	2018 RM'000	2017 RM'000
Arising from:				
Unused tax losses	8,326	8,146	7,753	7,723
Unutilised capital allowances	722	331	392	121
	9,048	8,477	8,145	7,844

The key factors that may affect future tax charges include the ability to claim capital allowances in excess of depreciation, utilisation of unrelieved tax losses and changes in tax legislation. The Group expects to be able to claim capital allowances in excess of depreciation in future years based on its capital investment plans. The Group also has unutilised tax losses estimated to be RM34.7 million (2017 : RM35.3 million) which arise mainly in relation to activities in Malaysia and which may generally be carried forward without time limits applying. The availability of the unused tax losses for offsetting against future taxable profits of the Company and its subsidiaries are subject to there being no substantial changes in shareholdings of the Company and its subsidiaries under Section 44 (5A) and (5B) of Income Tax Act, 1967 in Malaysia.

As for the subsidiary in Thailand, the unutilised tax losses is estimated to be THB71.1 million (approximate RM9.0 million) (2017: THB69.4 million (approximate RM8.8 million)) which may be carried forward for a maximum of five (5) years.

The revaluation of available-for-sale investments and short term investments that has been reported as part of other comprehensive income on page 45 of these financial statements is not shown net of taxation. This is on the basis that the Group and the Company have unutilised losses which exceed the revalued amount. Unused tax losses carried forward at the end of reporting period, which is disclosed above, have been reduced correspondingly.

As disclosed in note 12, freehold lands have been revalued, and a revaluation surplus arises. Deferred tax has been provided in respect of the revaluation surplus where the carrying amount of freehold lands is presumed to be recovered through sale after implementation of the Group business plan.

# NOTES TO THE FINANCIAL STATEMENTS (cont'd)

## FOR THE YEAR ENDED 31 DECEMBER 2018

### 8. Taxation (cont'd)

#### 8.3 Deferred tax balances (cont'd)

The analysis of deferred tax liabilities is as follows:

	GROUP		COMPANY	
	2018 RM'000	2017 RM'000	2018 RM'000	2017 RM'000
Deferred tax liabilities due more than 12 months	85,362	81,978	24,600	24,100
Deferred tax liabilities due within 12 months	-	-	-	-
	85,362	81,978	24,600	24,100

The movement in deferred tax liabilities during the year, without taking consideration the offsetting of balances within same jurisdiction, is as follow:

	GROUP		COMPANY	
	2018 RM'000	2017 RM'000	2018 RM'000	2017 RM'000
At 1 January	81,978	77,578	24,100	22,900
Adjustment	(513)	(1,875)	-	-
Charge to other comprehensive income	3,897	6,275	500	1,200
At 31 December	85,362	81,978	24,600	24,100

### 9. Loss Per Share

The calculation of loss per share is based on the Group's loss for the year and the weighted average number of shares in issue after adjusting for movement in treasury shares during the financial year. There are no potential dilutive shares or share options outstanding and therefore, the diluted loss per share is the same as basic loss per share.

	2018	2017
Net loss attributable to the owners of the Company (RM'000)	(11,123)	(14,748)
Weighted average number of ordinary shares in issue after adjusting for movement in treasury shares [Number of shares in '000]	387,029	403,209
Basic and diluted loss per share (Sen)	(2.9)	(3.7)

# NOTES TO THE FINANCIAL STATEMENTS (cont'd)

## FOR THE YEAR ENDED 31 DECEMBER 2018

### 10. Employee Information

	GROUP		COMPANY	
	2018 RM'000	2017 RM'000	2018 RM'000	2017 RM'000
Wages and salaries	6,547	6,077	2,911	2,904
Contribution to a statutory employees' provident fund	395	367	138	138
	6,942	6,444	3,049	3,042

The increase of Group wages and salaries in 2018 is due to more number of staff employed. The statutory employees' provident fund is a defined contribution scheme funded by a government body in Malaysia. The average monthly number of employees employed by the Group during the year was as follows:

	GROUP		COMPANY	
	2018 Number	2017 Number	2018 Number	2017 Number
Plantation	20	20	20	20
Tourism	136	130	-	-
Manufacturing	30	30	-	-
Property development and leasing	8	6	-	-
Investment	2	2	2	2
	196	188	22	22

### 11. Directors' Emoluments

	GROUP		COMPANY	
	2018 Number	2017 Number	2018 Number	2017 Number
Directors' fees and allowances	231	232	192	193
Highest paid Director	51	51	46	46

The above emoluments are made up as follows:

	Basic Salary and Fees (RM)	Meeting Allowances (RM)	Total 2018 (RM)	Total 2017 (RM)
<b>Company</b>				
Dato' Adnan bin Maaruf	40,000	6,000	46,000	46,000
Dato' Tik bin Mustafa	30,000	7,000	37,000	37,000
Dato' Haji Muda bin Mohamed	30,000	7,000	37,000	37,000
Dr. Radzuan bin A. Rahman	30,000	3,750	33,750	34,500
Datuk Kamaruddin bin Awang	30,000	8,250	38,250	38,250
	160,000	32,000	192,000	192,750
<b>Subsidiaries</b>				
Dato' Tik bin Mustafa	12,000	1,600	13,600	13,600
Other Directors	19,000	6,600	25,600	25,400
	31,000	8,200	39,200	39,000
<b>Group</b>	191,000	40,200	231,200	231,750

# NOTES TO THE FINANCIAL STATEMENTS (cont'd)

## FOR THE YEAR ENDED 31 DECEMBER 2018

### 12. Property, Plant and Equipment

Group	Freehold lands RM'000	Prepaid land and improvements RM'000	Buildings RM'000	Assets under construction RM'000	Others RM'000	Total RM'000
<b>Cost or valuation</b>						
At 1 January 2017	457,137	10,610	24,994	7,804	10,503	511,048
Additions/Adjustments	-	-	4,607	1,260	603	6,470
Revaluations	22,680	-	1,597	-	-	24,277
Exchange differences	(6)	(9)	(53)	-	(61)	(129)
At 1 January 2018	479,811	10,601	31,145	9,064	11,045	541,666
Additions	-	-	670	1,129	2,486	4,285
Disposal	-	-	-	(968)	(44)	(1,012)
Adjustments	-	(623)	683	-	(129)	(69)
Transfer to Land Held Dev	(460,570)	-	-	(8,841)	-	(469,411)
Revaluations	1,000	-	-	-	-	1,000
Exchange differences	-	10	57	-	(10)	57
At 31 December 2018	20,241	9,988	32,555	384	13,348	76,516
<b>Accumulated depreciation</b>						
At 1 January 2017	-	1,275	18,316	-	8,729	28,320
Charge for the year	-	34	703	-	552	1,289
Exchange differences	-	(3)	(55)	-	23	(35)
At 1 January 2018	-	1,306	18,964	-	9,304	29,574
Charge for the year	-	34	734	-	675	1,443
On Disposal	-	-	-	-	(44)	(44)
Adjustments	-	(641)	624	-	(55)	(72)
Exchange differences	-	10	53	-	(11)	52
At 31 December 2018	-	709	20,375	-	9,869	30,953
<b>Carrying amount</b>						
At 31 December 2018	20,241	9,279	12,180	384	3,479	45,563
At 31 December 2017	479,811	9,295	12,181	9,064	1,741	512,092

#### *Fair value measurement of the Group's and Company's freehold lands*

The Group's freehold lands are stated at their revalued amounts, being the fair value at the date of revaluation. In order to establish the 31 December 2018 valuation of the Group's freehold lands, valuations were obtained.

The fair value measurement of the Group's freehold lands in Kajang and Bangi as at 31 December 2018 and 31 December 2017 were performed by Nilai Properties Consultants Sdn Bhd (V(1) 0065), an independent valuer not related to the Group, using the open market basis method. These lands are currently being used for the Group's plantation activities for growing of oil palm FFB. The Group has been given consent for the change of use of the lands. Further commentary on the Group's plans for its land is included in the Chairman's Statement.

In the opinion of the Directors, there is no indication of any significant difference between the carrying amount and market values of the other freehold lands of the Group at 31 December 2018.



# NOTES TO THE FINANCIAL STATEMENTS (cont'd)

## FOR THE YEAR ENDED 31 DECEMBER 2018

### 12. Property, Plant and Equipment (cont'd)

*Fair value measurement of the Group's and Company's freehold lands (cont'd)*

The historical cost of the above freehold lands of the Group is RM107.242 million and of the Company is RM0.407 million. There are no restrictions on the title of the Group's property, plant and equipment.

The fair values of all the freehold lands of the Group and Company are classified as Level 2. There were no transfers between Levels 1 and 2 during the year.

*Assets under construction*

In 2017, this represented the 22 units of low cost terrace houses under construction at Dunedin estate, Mukim of Semenyih. The total contract sum is approximate RM8.8 million. The construction has been completed pending the issuance of certificate of occupancy. All expenditure incurred has been reclassified to Land Held For Development.

Company	Freehold lands RM'000	Buildings RM'000	Assets under construction RM'000	Others RM'000	Total RM'000
<b>Cost or valuation</b>					
At 1 January 2017	115,000	477	7,804	556	123,837
Additions	-	-	983	200	1,183
Revaluations	5,000	-	-	-	5,000
At 1 January 2018	120,000	477	8,787	756	130,020
Additions	-	-	54	1,333	1,387
Revaluation	-	-	-	-	-
Reclassification	(120,000)	-	(8,841)	-	(128,841)
At 31 December 2018	-	477	-	2,089	2,566
<b>Accumulated depreciation</b>					
At 1 January 2017	-	477	-	409	886
Charge for the year	-	-	-	43	43
At 1 January 2018	-	477	-	452	929
Charge for the year	-	-	-	107	107
At 31 December 2018	-	477	-	559	1,036
<b>Carrying amount</b>					
At 31 December 2018	-	-	-	1,530	1,530
At 31 December 2017	120,000	-	8,787	304	129,091

# NOTES TO THE FINANCIAL STATEMENTS (cont'd)

## FOR THE YEAR ENDED 31 DECEMBER 2018

### 13. Land Held for Development

	GROUP		COMPANY	
	2018 RM'000	2017 RM'000	2018 RM'000	2017 RM'000
<b>Cost</b>				
At 1 January	-	-	-	-
Additions - Land *	460,570	-	120,000	-
Revaluation	23,530	-	10,000	-
Development expenditure *	8,841	-	8,841	-
At 31 December	492,940	-	138,841	-

\* Additions and development expenditure represent transfers from property, plant and equipment (note 12 to the financial statements).

### 14. Investment Property

Group	31 December 2018 RM'000	31 December 2017 RM'000
	<b>Cost</b>	
At 1 January	330	100
Addition	20,000	-
Renovation work	968	-
Revaluation	1,992	230
At 31 December	23,290	330

Included in investment property is an apartment at Cheras, Kuala Lumpur and a factory building in Jenjarom, Selangor, which was acquired during the year.

The fair value of the investment property at 31 December 2018 has been arrived at on the basis of a valuation carried out at that date by the Directors. The fair value was determined based on the market comparable approach that reflects recent transaction prices for similar properties. In estimating the fair value of the properties, the highest and best use of the properties is their current use.

### 15. Intangible Assets

Computer software and corporate website creation

	GROUP		COMPANY	
	2018 RM'000	2017 RM'000	2018 RM'000	2017 RM'000
<b>Cost</b>				
At 1 January	268	255	120	108
Additions	-	13	-	12
At 31 December	268	268	120	120
<b>Accumulated amortisation</b>				
At 1 January	184	134	89	79
Amortisation for the year	40	50	11	10
At 31 December	224	184	100	89
<b>Carrying amount</b>				
At 31 December	44	84	20	31

# NOTES TO THE FINANCIAL STATEMENTS (cont'd)

## FOR THE YEAR ENDED 31 DECEMBER 2018

### 16. Investments in Subsidiaries

	COMPANY	
	2018 RM'000	2017 RM'000
<b>Cost</b>		
Shares in subsidiary undertakings	6,338	6,338
Provision for impairment loss on investment in subsidiary	(5,338)	(5,338)
Loans to subsidiary undertakings	265,491	263,069
Allowance for doubtful debts	(6,969)	(6,969)
	259,522	257,100

The loans to subsidiary undertakings are interest free and have no fixed repayment terms.

The subsidiaries of the Group are as follows:

Name of company	Country of incorporation	Nature of business	Type of holding	Percentage of % share capital held	
				2018	2017
Inch Kenneth Hotels & Resorts (M) Sdn Bhd	Malaysia	Investment holding	Ordinary shares	100	100
Perhentian Island Resort Sdn Bhd <sup>#</sup>	Malaysia	Operation of tourist resort	Ordinary shares	100	100
Inch Kenneth Development (M) Sdn Bhd	Malaysia	Property development and leasing	Ordinary shares	100	100
IKKR Timur Sdn Bhd	Malaysia	Dormant	Ordinary shares	100	100
Inch Kenneth Trading (M) Sdn Bhd <sup>#</sup>	Malaysia	Dormant	Ordinary shares	100	100
IKK Property (M) Sdn Bhd <sup>#</sup>	Malaysia	Dormant	Ordinary shares	100	100
Inch Kenneth Plantations (M) Sdn Bhd	Malaysia	Dormant	Ordinary shares	100	100
Inch Kenneth Sea Sports Adventure (M) Sdn Bhd <sup>#</sup>	Malaysia	Dormant	Ordinary shares	100	100
IKK Rubber International (M) Sdn Bhd	Malaysia	Trading of rubber blocks	Ordinary Shares	100	100
Supara Company Limited <sup>#</sup>	Thailand	Manufacturing of rubber blocks	Ordinary Shares	100	100
Motel Desa Sdn Bhd <sup>#</sup>	Malaysia	Operation of a motel	Ordinary shares	100	100
Inch Kenneth Tours <sup>#</sup> (M) Sdn Bhd	Malaysia	Dormant	Ordinary shares	100	100
Seleksi Intensif (M) Sdn Bhd <sup>#</sup>	Malaysia	Rental of property	Ordinary shares	100	100

<sup>#</sup> These subsidiaries are held indirectly by the Company.

# NOTES TO THE FINANCIAL STATEMENTS (cont'd)

## FOR THE YEAR ENDED 31 DECEMBER 2018

### 17. Investment in Associated Undertaking

#### Group

The Group's investment in its associated undertaking represents a 22.40% (2017: 22.40%) interest in CEPCO, a public company incorporated in Malaysia. The principal activity of CEPCO is the manufacture and distribution of prestressed spun concrete piles and poles. The Group's investment in CEPCO is accounted for under the equity accounting method as follows:

	2018 RM'000	2017 RM'000
<b>Shares</b>		
At 1 January and 31 December	40,914	40,914
<b>Share of retained profits</b>		
At 1 January	14,541	15,271
Share of loss	(1,822)	(730)
At 31 December	12,719	14,541
<b>Share of dividend</b>		
At 1 January	(1,104)	(1,104)
Share of dividend	-	-
At 31 December	(1,104)	(1,104)
<b>Accumulated impairment</b>		
At 1 January	(40,106)	(30,511)
Impairment charge	(2,943)	(9,595)
At 31 December	(43,049)	(40,106)
<b>Carrying amount</b>	<b>9,479</b>	<b>14,244</b>

The Group's share of the net assets of CEPCO is as follows:

	2018 RM'000	2017 RM'000
<b>Share of assets</b>		
Share of non-current assets	19,836	20,374
Share of current assets	21,054	35,811
	40,890	56,185
<b>Share of liabilities</b>		
Share of non-current liabilities	(1,810)	(2,848)
Share of current liabilities	(23,671)	(27,990)
	(25,481)	(30,838)
Share of net assets	15,409	25,347
Goodwill (net of impairment) arising on the acquisition of CEPCO	(5,930)	(11,103)
Carrying value of CEPCO	9,479	14,244

# NOTES TO THE FINANCIAL STATEMENTS (cont'd)

## FOR THE YEAR ENDED 31 DECEMBER 2018

### 17. Investment in Associated Undertaking (cont'd)

#### Group (cont'd)

The Group's share of the results of CEPCO is as follows:

	2018 RM'000	2017 RM'000
Share of revenue	31,942	38,719
Share of operating (loss)/profit	(1,251)	(1,544)
Share of finance costs	(784)	766
Share of taxation	213	48
Share of loss which included in Group statement of profit or loss	(1,822)	(730)

CEPCO's shares are quoted on the Bursa Securities and the market value of the Group's investment in CEPCO at the end of reporting period was RM9.479 million (2017: RM14.244 million).

The financial year end for CEPCO is 31 August while for the Group it is 31 December. In order to equity account for the associate as at 31 December the results from 1 September to 31 December is added to the results for the year ended 31 August 2018 while the results for the period in the prior year are deducted. Accordingly the accounting period used to equity account for CEPCO is the same as the financial year for the Group.

#### Company

The movement in the Company's investment in CEPCO is as follows:

	2018 RM'000	2017 RM'000
<b>Cost</b>		
At 1 January and 31 December	40,236	40,236
<b>Accumulated impairment</b>		
At 1 January	31,685	22,090
Impairment charge	-	9,595
At 31 December	31,685	31,685
<b>Carrying amount</b>	8,551	8,551

# NOTES TO THE FINANCIAL STATEMENTS (cont'd)

## FOR THE YEAR ENDED 31 DECEMBER 2018

### 18. Available-for-sale investments

	GROUP		COMPANY	
	2018 RM'000	2017 RM'000	2018 RM'000	2017 RM'000
<b>Quoted shares:</b>				
At 1 January	66	66	11	12
Addition/(Disposal) of investments	795	-	795	-
Fair value adjustments	(46)	-	-	(1)
At 31 December	815	66	806	11

The above available-for-sale investments are stated at their fair values. The historical cost of the above investments of the Group is RM882,000 and of the Company is RM792,000.

### 19. Goodwill

Group	2018 RM'000	2017 RM'000
<b>At cost</b>		
At 1 January and 31 December	4,573	4,573
<b>Accumulated impairment</b>		
At 1 January	(4,573)	(4,502)
Impairment charge	-	(71)
At 31 December	(4,573)	(4,573)
<b>Carrying amount</b>	-	-

### 20. Inventories

	GROUP		COMPANY	
	2018 RM'000	2017 RM'000	2018 RM'000	2017 RM'000
Resort stores	687	90	-	-
Rubber blocks	1,781	3,348	-	-
	2,468	3,438	-	-

No harvested FFB are shown as inventory at the year end because they are all sold immediately after being harvested.

The amount stated at the resort is within the normal inventories level.

# NOTES TO THE FINANCIAL STATEMENTS (cont'd)

## FOR THE YEAR ENDED 31 DECEMBER 2018

### 21. Trade and Other Receivables

	GROUP		COMPANY	
	2018 RM'000	2017 RM'000	2018 RM'000	2017 RM'000
Trade receivables	244	630	8	12
Other receivables and prepayments	75,807	95,089	619	614
Corporation tax recoverable	356	360	388	340
	76,407	96,079	1,015	966

At 31 December 2018 and 2017, included in other receivables was approximately RM72 million relating to a settlement signed to acquire a leasehold industrial land with an area approximate 8.75 acres (Plot 64006 of Parent Lot PT 16708) in Mukim Petaling, whose title is expected to be registered to the Group in 2019. This land has been valued to ensure that the amount is recoverable by the fair value of the land to be transferred.

At 31 December 2018 the trade and other receivables balances are mainly incurred during the normal course of business. The receivables outside their payment terms yet not provided for are as follows:

	GROUP		COMPANY	
	2018 RM'000	2017 RM'000	2018 RM'000	2017 RM'000
Within credit terms	73,408	92,553	8	12
Outside credit terms but not impaired:				
0-1 month	-	-	-	-
1-2 months	-	-	-	-
More than 2 months	2,643	3,166	619	614
	76,051	95,719	627	626

The Directors are of the opinion that the receivables, both within and outside the credit terms, are creditworthy and there should be no issues on its recoverability.

### 22. Short Term Investments

	GROUP		COMPANY	
	2018 RM'000	2017 RM'000	2018 RM'000	2017 RM'000
<b>Investments on unit trusts with:</b>				
At 1 January	62,304	93,875	61,732	91,819
Redemption	(21,424)	(34,917)	(24,969)	(33,370)
Income Distribution	1,955	3,028	1,829	2,956
Fair Value Adjustments	783	318	808	327
At 31 December	43,618	62,304	39,400	61,732

Unquoted unit trusts are measured at mark to market based on the net asset value at each reporting date. The time weighted rate of return of these investments at the reporting date were between 3.2% and 3.8% (2017 : 3.0% to 4.4%).

# NOTES TO THE FINANCIAL STATEMENTS (cont'd)

## FOR THE YEAR ENDED 31 DECEMBER 2018

### 23. Cash and Cash Equivalents

	GROUP		COMPANY	
	2018 RM'000	2017 RM'000	2018 RM'000	2017 RM'000
Cash at bank	5,299	11,275	2,059	5,626
Cash in hand	52	45	1	1
Deposits with licensed banks	24,898	24,113	24,856	24,073
Investments with licensed banks	190	1,486	10	1,310
	30,439	36,919	26,926	31,010

The effective interest rates of deposits at the reporting date was 3.3% (2017: 3.0%). Included in deposits with licensed banks is the short term deposits totalling to RM41,108 (2017: RM39,914) which was pledged with commercial banks as collateral for issuing letters of guarantee.

The investments with licensed banks are qualified as a cash equivalent as they are readily convertible to a known amount of cash with an insignificant risk of changes in value.

### 24. Share Capital

#### Group and Company

	2018		2017	
	RM'000	RM'000	GBP'000	GBP'000
<b>Authorised</b>				
1,000,000,000 ordinary shares of 10p each			100,000	100,000
	<b>2018</b>	<b>2017</b>	<b>2018</b>	<b>2017</b>
	<b>RM'000</b>	<b>RM'000</b>	<b>GBP'000</b>	<b>GBP'000</b>
<b>Allotted, called up and fully paid</b>				
420,750,000 ordinary shares of 10p each	287,343	287,343	42,075	42,075

No ordinary shares were allotted during the year and the Company does not have any share options or share warrants in issue at 31 December 2018.

### 25. Treasury Shares

#### Group and Company

	2018		2017	
	Number of shares	Amount RM	Number of shares	Amount RM
At 1 January	17,540,800	15,979,529	17,540,800	15,979,529
Addition	16,179,900	10,353,439	-	-
At 31 December	33,720,700	26,332,968	17,540,800	15,979,529

The shareholders of the Company approved an ordinary resolution at the One Hundred and Eighth AGM held on 7 June 2018 for the Company to repurchase its own shares up to a maximum of 10% of the issued and paid-up capital of the Company ("Share Buy-Back"). The Directors of the Company are committed to enhancing the value of the Company and believe that the purchase plan is being implemented in the best interest of the Company and its shareholders.



# NOTES TO THE FINANCIAL STATEMENTS (cont'd)

## FOR THE YEAR ENDED 31 DECEMBER 2018

### 25. Treasury Shares (cont'd)

During the financial year, the Company repurchased 16,179,900 of its issued share capital. Pursuant to the provisions of Section 127(1) of the Malaysian Companies Act 2016, the Company may either retain the repurchased shares as treasury shares or cancel the repurchased shares or a combination of both. The repurchased shares held as treasury shares may either be distributed as share dividends, resold on Bursa Securities in accordance with the relevant rules of Bursa Securities, subsequently cancelled or any combination of the three.

As treasury shares, the rights attached as to voting, dividends and participation in other distribution and otherwise are suspended and the treasury shares shall not be taken into account in calculating the number or percentage of shares or of a class of shares for any purposes including substantial shareholdings, takeovers, notices, the requisitioning of meetings, the quorum for a meeting and the result of a vote on a resolution at a meeting.

### 26. Trade and Other Payables

The normal trade credit terms granted to the Group ranges from 7 to 90 days.

	GROUP		COMPANY	
	2018 RM'000	2017 RM'000	2018 RM'000	2017 RM'000
Trade payables	107	50	-	-
Other payables	4,682	6,203	684	1,921
	4,789	6,253	684	1,921

Employee entitlements	Provision for employee entitlements	
	Group RM'000	Company RM'000
At 1 January and 31 December 2018	169	15

### 27. Financial Instruments

#### 27.1 Capital risk management

The Group's objectives when managing capital are to safeguard the Group's ability to continue as a going concern in order to provide returns for shareholders and benefits for other stakeholders and to maintain an optimal capital structure to reduce the cost of capital. In order to maintain or adjust the capital structure, the Group may return capital to shareholders, issue new shares or sell assets to reduce debt. The Group is not subjected to any externally imposed capital requirement.

#### 27.2 Classification of financial instruments

Financial assets and financial liabilities are measured on an ongoing basis either at fair value or at amortised cost. The principal accounting policies of the Group described how the classes of financial instruments are measured, and how income and expenses, including fair value gains and losses, are recognised. The following table analysed the financial assets and liabilities at the reporting date by the classes of financial instruments to which they are assigned, and therefore by the measurement basis.

# NOTES TO THE FINANCIAL STATEMENTS (cont'd)

## FOR THE YEAR ENDED 31 DECEMBER 2018

### 27. Financial Instruments (cont'd)

#### 27.2 Classification of financial instruments (cont'd)

Group	Loans and receivables RM'000	Available- for-sale investments RM'000	Financial liabilities at amortised cost RM'000	Total RM'000
<b>31 December 2018</b>				
<b>Financial Assets</b>				
Available-for-sale investments	-	815	-	815
Trade and other receivables	76,407	-	-	76,407
Short term investments	-	43,618	-	43,618
Cash and cash equivalents	30,439	-	-	30,439
	106,846	44,433	-	151,279
<b>Financial Liabilities</b>				
Trade and other payables	-	-	4,789	4,789
	-	-	4,789	4,789
<b>31 December 2017</b>	<b>RM'000</b>	<b>RM'000</b>	<b>RM'000</b>	<b>RM'000</b>
<b>Financial Assets</b>				
Available-for-sale investments	-	66	-	66
Trade and other receivables	96,079	-	-	96,079
Short term investments	-	62,304	-	62,304
Cash and cash equivalents	36,919	-	-	36,919
	132,998	62,370	-	195,368
<b>Financial Liabilities</b>				
Trade and other payables	-	-	6,253	6,253
	-	-	6,253	6,253

# NOTES TO THE FINANCIAL STATEMENTS (cont'd)

## FOR THE YEAR ENDED 31 DECEMBER 2018

### 27. Financial Instruments (cont'd)

#### 27.2 Classification of financial instruments (cont'd)

##### Company

	Loans and receivables RM'000	Available- for-sale investments RM'000	Financial liabilities at amortised cost RM'000	Total RM'000
<b>31 December 2018</b>				
<b>Financial Assets</b>				
Available-for-sale investments	-	692	-	692
Trade and other receivables	1,015	-	-	1,015
Short term investments	-	39,400	-	39,400
Cash and cash equivalents	26,926	-	-	26,926
	27,941	40,092	-	68,033
<b>Financial Liabilities</b>				
Trade and other payables	-	-	684	684
	-	-	684	684
<b>31 December 2017</b>				
<b>Financial Assets</b>				
Available-for-sale investments	-	11	-	11
Trade and other receivables	966	-	-	966
Short term investments	-	61,732	-	61,732
Cash and cash equivalents	31,010	-	-	31,010
	31,976	61,743	-	93,719
<b>Financial Liabilities</b>				
Trade and other payables	-	-	1,921	1,921
	-	-	1,921	1,921

#### 27.3 Financial risk management objectives and policies

The Group's principal financial instruments consist of cash, short-term deposits and short term investments. The main purpose of these financial instruments is to finance the Group's operations and investments. The Group has other financial instruments such as receivables and payables that arise directly from its operations.

The Directors recognise that financial risk management is an area in which they may need to develop specific policies should the Group become exposed to further financial risks as the business develops.

The main risks arising from the Group's financial instruments are credit risk and market risk which include foreign exchange rates and equity prices. The Board reviews and agrees policies for managing each of these risks as and when they arise. Currently, the Group is not exposed to interest rate risk and liquidity risk.

# NOTES TO THE FINANCIAL STATEMENTS (cont'd)

## FOR THE YEAR ENDED 31 DECEMBER 2018

### 27. Financial Instruments (cont'd)

#### 27.3 Financial risk management objectives and policies (cont'd)

##### Credit risk

The Group has adopted a policy of only dealing with recognised creditworthy third parties and obtaining sufficient collateral, where appropriate, as a means of mitigating the risk of financial loss from defaults.

The Group and the Company manages the exposures to credit risk by performing credit evaluations on all of their major customers requiring credit, and where appropriate, credit guarantee insurance is purchased. The Group's maximum exposure to credit risk is represented by the carrying amount of financial assets in the financial statements which amounts to RM151.3 million.

As the Group trades only with recognised creditworthy third parties, there is no requirement for collateral. The credit risk on liquid funds is limited because counterparties are banks with high credit ratings.

##### Foreign currency risk

The Group has some structural currency exposure as some of its investments and operations are in Thai Baht. Apart from the proceeds derived in Ringgit Malaysia, the Group also receives proceeds from rubber block sales in US Dollars. However, the foreign currency risk is considered immaterial to the Group and the Company as a whole.

##### Market price risk

The Group is exposed to unquoted unit trusts market price and equity securities price risk, from the investments held by the Group and classified as short term investments and available-for-sale investments respectively.

##### Market price sensitivity analysis

The following table demonstrates the sensitivity to a reasonably possible change in market price, with all other variables held constant, of the Group's and the Company's profit before tax (through the impact on fair value through profit or loss).

	GROUP RM'000	COMPANY RM'000
<b>31 December 2018</b>		
Investment in Malaysia		
Market price increase by 10 percentage point	5,537	5,077
Market price decrease by 10 percentage point	(5,537)	(5,077)
<b>31 December 2017</b>		
Investment in Malaysia		
Market price increase by 10 percentage point	13,305	13,259
Market price decrease by 10 percentage point	(13,305)	(13,259)

##### Hedges

The Group did not enter into any interest rate swaps or forward currency contracts to hedge against interest rate risk or foreign currency risk.

# NOTES TO THE FINANCIAL STATEMENTS (cont'd)

## FOR THE YEAR ENDED 31 DECEMBER 2018

### 27. Financial Instruments (cont'd)

#### 27.4 Fair values measurements

The fair values of financial assets and financial liabilities of the Group and the Company approximates to their carrying amounts, as disclosed in the statement of financial position and related notes.

##### Fair value hierarchy

The Group's and the Company's financial instruments carried at fair value are analysed as follows:

Level 1: Quoted prices (unadjusted) in active markets for identical assets or liabilities;

Level 2: Inputs other than quoted prices included within Level 1 that are observable for the assets or liabilities, either directly (i.e. as prices) or indirectly (i.e. derived from prices);

Level 3: Inputs for the assets or liabilities that are not based on observable market data (unobservable inputs).

As at reporting date, the Group's and the Company's quoted other investments are classified as Level 1.

There were no material transfers between Level 1, Level 2 and Level 3 during the financial year. The Group and the Company do not have any financial instruments classified as Level 2 and Level 3 as at 31 December 2018.

### 28. Related Party Transactions

Transactions within the Group have been eliminated in the preparation of the financial information set out in this report and are not disclosed in this note. Balances and transactions with other related parties and key personnel are either disclosed under the relevant notes (including note 21) or disclosed below.

#### *Compensation of key management personnel of the Group*

Key management personnel of the Group are defined as those persons having authority and responsibility for the planning, directing and controlling the activities of the Group, directly or indirectly. Key management of the Group are therefore considered to be the Directors and top management personnel of the Company. The following table summarises compensation paid to key personnel:

	<b>GROUP AND COMPANY</b>	
	<b>2018</b>	<b>2017</b>
	<b>RM'000</b>	<b>RM'000</b>
Short-term employment benefits	697	520

Further information about the remuneration of individual Directors is shown in note 11 and in the Corporate Governance Statement.

### 29. Control

The Company and Group are controlled by its shareholders. No one individual has overall control of the Company.

# NOTES TO THE FINANCIAL STATEMENTS (cont'd)

## FOR THE YEAR ENDED 31 DECEMBER 2018

### 30. Commitments

#### Financial commitment

The Group and Company have the following future minimum lease obligations payable under operating leases:

	<b>LAND AND BUILDINGS</b>	
	<b>2018</b>	<b>2017</b>
	<b>RM'000</b>	<b>RM'000</b>
<b>Group</b>		
Operating leases which expire:		
Within one year	492	694
Between two and five years	-	462
	492	1,156
<b>Company</b>		
Operating leases which expire:		
Within one year	219	329
Between two and five years	-	219
	219	548

Operating lease payment represents rental payable by the Group and the Company for the use of office premise.

### 31. Events After the Balance Sheet Date

There were no material subsequent events since 31 December 2018 until 30 April 2019. The Directors proposed that a 2% interim dividend for the financial year ended 31 December 2018 be distributed to the shareholders during the year 2019. The interim dividend is under the single tier system of £0.002 per share, on 378,793,400 ordinary shares.

Subsequent to the financial year ended 31 December 2018 and up to 26 April 2019, the Company bought back another 8,298,700 shares which were also retained as treasury shares, thereby increasing the total treasury shares held to 42,019,400 shares.

# NOTES TO THE FINANCIAL STATEMENTS (cont'd)

## FOR THE YEAR ENDED 31 DECEMBER 2018

### 32. Realised and Unrealised Profits

The breakdown of retained profits of the Group, pursuant to the format prescribed by Bursa Securities, is as follows:

	<b>As at 31 Dec 2018 RM'000</b>	<b>As at 31 Dec 2017 RM'000</b>
<b>Total Retained Profits of the Company and its subsidiaries:</b>		
- Realised b/f	106,527	125,021
- Realised	(11,123)	(14,748)
- Dividends	(4,322)	(4,476)
- Unrealised	1,822	730
	92,904	106,527
<b>Total share of Retained Profits from associated company:</b>		
- Realised b/f	(3,049)	(2,319)
- Unrealised	(1,822)	(730)
	(4,871)	(3,049)
Less : Consolidation effects	(7,307)	(7,307)
<b>Total Group Retained Profit</b>	<b>80,726</b>	<b>96,171</b>

# ANALYSIS OF SHAREHOLDINGS

## AS AT 10 APRIL 2019

Class of Shares : Ordinary Shares of 10 Pence Each

### A. DISTRIBUTION OF SHAREHOLDERS

Size of Holdings	No of Holders	%	* No of Shares	%
Less than 100	32	1.03	924	0.00
100 - 1,000	351	11.28	252,616	0.07
1,001 - 10,000	1,481	47.57	7,966,259	2.10
10,001 - 100,000	979	31.45	31,825,752	8.40
100,001 - less than 5% of issued shares	266	8.54	194,757,383	51.42
5% and above of issued shares	4	0.13	143,990,466	38.01
<b>Total</b>	<b>3,113</b>	<b>100.00</b>	<b>378,793,400</b>	<b>100.00</b>

\* The number of 378,793,400 ordinary shares was arrived at after deducting the number of 41,956,600 treasury shares retained by the Company from the original issued and paid-up share capital of 420,750,000 ordinary shares of the Company.

### B. SUBSTANTIAL SHAREHOLDERS

Name	No of Shares	%
1. Concrete Engineering Products Berhad	58,088,000	15.34
2. Hamptons Property Sdn Bhd	49,327,700	13.02
3. Ng Ah Chai	42,783,200	11.29
4. FA Securities Sdn Bhd	32,000,700	8.45
5. Euston Technologies Sdn Bhd	22,662,066	5.98

### C. THIRTY (30) LARGEST REGISTERED SHAREHOLDERS

Name	No of Shares	%
1. Hamptons Property Sdn Bhd	47,405,700	12.51
2. UOBM Nominees (Tempatan) Sdn Bhd for Concrete Engineering Products Berhad	40,000,000	10.56
3. FA Securities Sdn Bhd - IVT	33,922,700	8.96
4. Euston Technologies Sdn Bhd	22,662,066	5.98
5. Concrete Engineering Products Berhad	15,000,000	3.96
6. JF Apex Nominees (Tempatan) Sdn Bhd for Ng Ah Chai	9,467,000	2.50
7. Kenanga Nominees (Tempatan) Sdn Bhd for Ng Ah Chai	8,098,200	2.14
8. Kenanga Nominees (Tempatan) Sdn Bhd for Norazlina binti Awang	8,004,000	2.11



# ANALYSIS OF SHAREHOLDINGS (cont'd)

AS AT 10 APRIL 2019

## C. THIRTY (30) LARGEST REGISTERED SHAREHOLDERS (cont'd)

Name	No of Shares	%
9. RHB Capital Nominees (Tempatan) Sdn Bhd for Ng Ah Chai	6,596,300	1.74
10. Sumber Berkat Sdn Bhd	5,881,800	1.55
11. Norani binti Supar	5,628,000	1.49
12. Vidacos Nominees Ltd	5,610,000	1.48
13. Masmanis Sdn Bhd	5,413,100	1.43
14. Amsec Nominees (Tempatan) Sdn Bhd for Ng Ah Chai	4,950,000	1.31
15. Glenmarie Estates Sdn Berhad	4,488,000	1.18
16. United Investment Co Sdn Bhd	3,825,000	1.01
17. Muhamad Faris bin Muhamad Fasri	3,394,500	0.90
18. RHB Nominees (Tempatan) Sdn Bhd for Ng Ah Chai	3,160,100	0.83
19. Ahmad Anwar bin Mohd Nor	3,133,800	0.83
20. Concrete Engineering Products Berhad	3,088,000	0.82
21. Maybank Nominees (Tempatan) Sdn Bhd for Ng Ah Chai	3,000,000	0.79
22. Che Yam @ Rusnah binti Hussin	2,913,600	0.77
23. Ambank (M) Berhad for Sumber Berkat Sdn Bhd	2,805,000	0.74
24. Kenanga Nominees (Tempatan) Sdn Bhd for Ng Ah Chai	2,510,000	0.66
25. Che Ismail bin Mohd	2,474,400	0.65
26. Khatijah binti Lebar	2,308,100	0.61
27. Miss Asura Salaeh	2,238,700	0.59
28. Alliancegroup Nominees (Tempatan) Sdn Bhd for Ng Ah Chai	2,226,400	0.59
29. Alliancegroup Nominees (Tempatan) Sdn Bhd for Ng Ah Chai	2,052,700	0.54
30. Yayasan Guru Tun Hussein Onn	2,000,000	0.53

# LIST OF PROPERTIES REGISTERED UNDER THE GROUP OF COMPANIES

AS AT 31 DECEMBER 2018

	<b>Leasehold/ Title Number(s)</b>	<b>Tenure</b>	<b>Existing Use</b>	<b>Land Area (Hectare)</b>	<b>Age of Property (Year)</b>	<b>Net Book Value 31.12.2018 (RM'000)</b>	<b>Date of Acquisition/ Last Revaluation</b>
1.	Lot Nos: 204, 505, 626, 1005, 1091, 653, 1204, 1874, 1910, 1912, 1880, 1881, 1882, 23802, 23803, 23804, 23805, 23806, 23807, 24375, 25269, 25270, 25275	Freehold	Oil Palm Plantation	140.004	103	352,100	Acquired on 24.03.1914 – 16.06.1916 and last revalued on 11.02.2019
	Kajang estate, Mukim of Semenyih, Daerah Ulu Langat, Selangor						
2.	Lot Nos: 540, PT 21625 PT 21630	Freehold	Oil Palm Plantation	61.944	103	138,839	Acquired on 24.03.1914 – 16.06.1916 and last revalued on 11.02.2019
	Dunedin estate, Mukim of Semenyih, Daerah Ulu Langat, Selangor						
3.	H.S.(D) 1470 PT Lot 354	Leasehold Expiring in 2050	Resort Land and Buildings	9.995	29	9,485	Acquired on 18.08.1990
	Mukim of Pulau Perhentian, Daerah Besut, Terengganu						
4.	Title No. 9654	Freehold	Land, Factory and Office Building	5.18	19	4,574	Acquired on 24.08.2009 and last revalued on 14.03.2018
	77/17 Moo 4 Bangmaruan Road, Tambon Bang Muang, Takuapa 82190, Phangnga, South Thailand						
5.	Lot No. 3468	Freehold	Motel, Land and Buildings	2.38	34	20,408	Acquired on 30.10.2009 and last revalued on 12.02.2019
	Mukim of Bukit Besar, Kuala Terengganu						
6.	H.S.(D) 22923 Bandar Port Swettenham	Leasehold expiring in 2088	Leasehold Land	902.42 sq.m	29.5	2,286	Acquired on 31.12.2012
	District of Klang, State of Selangor						

# LIST OF PROPERTIES REGISTERED UNDER THE GROUP OF COMPANIES (cont'd)

AS AT 31 DECEMBER 2018

Leasehold/ Title Number(s)	Tenure	Existing Use	Land Area (Hectare)	Age of Property (Year)	Net Book Value 31.12.2018 (RM'000)	Date of Acquisition/ Last Revaluation
7. TL077512817 to 862 TL077517170 to 830 TL0775256720to 681 TL 077517358 to 545	Leasehold expiring in 2029 to 2069	Commercial, Residential, and Open Space Land	5.278	49	6,948	Acquired on 12.03.2014
District of Sandakan, Sabah						
8. 15-06A Amber Tower Seri Mas Condominium Batu 3 ½ Cheras 56000 Kuala Lumpur	Leasehold expiring in 2085	Apartment	91 sq. m.	24	330	Acquired on 30.06.2003 and last revalued on 31.12.2017
Lot 51810, Mukim of Kuala Lumpur, Wilayah Persekutuan						
9. Lot 100, GM 8245	Freehold	Factory Land and Building	4.046	27	22,960	Acquired on 28.12.2018 and last revalued on 12.02.2019
District of Kuala Langat, State of Selangor						

# NOTICE OF ANNUAL GENERAL MEETING

**NOTICE IS HEREBY GIVEN THAT** the One Hundred and Ninth Annual General Meeting (“109th AGM”) of Inch Kenneth Kajang Rubber Public Limited Company (“IKKR”) or (“the Company”) will be held at Dewan Murni, Ground Floor Menara Integriti, Institut Integriti Malaysia, Persiaran Tuanku Syed Sirajuddin, Off Jalan Tuanku Abdul Halim, 50480 Kuala Lumpur, Malaysia, on Wednesday, 12 June 2019 at 10:00 a.m. for the following purposes:

1. To lay before the meeting the financial statements for the year ended 31 December 2018 and the Reports of the Directors and Auditors thereon.
2. To approve the payment of Directors’ fees in respect of the year ended 31 December 2018. **Resolution 1**
3. To re-appoint Dato’ Adnan bin Maaruf who retires pursuant to Article 86 of the Company’s Articles of Association, and being eligible, offers himself for re-appointment. **Resolution 2**
4. To re-appoint Messrs UHY Hacker Young LLP as Auditors of the Company and to authorise the Directors to fix their remuneration. **Resolution 3**

## AS SPECIAL BUSINESS

To consider and if thought fit, to pass the following Ordinary Resolutions:

### 5. CONTINUITY AS INDEPENDENT DIRECTOR

That subject to the passing of Resolution 2, Dato’ Adnan bin Maaruf who has served as Independent Non-Executive Director for a cumulative term of more than nine (9) years, to continue to act as Independent Non-Executive Director of the Company pursuant to Practice 4.2 of the Malaysian Code on Corporate Governance 2017 (“MCCG 2017”). **Resolution 4**

### 6. CONTINUITY AS INDEPENDENT DIRECTORS

That the following Directors who have served as Independent Non-Executive Directors for a cumulative term of nine (9) years, continue to act as Independent Non-Executive Directors of the Company pursuant to Practice 4.2 of the MCCG 2017:

- |                                 |                     |
|---------------------------------|---------------------|
| 6.1 Dato’ Haji Muda bin Mohamed | <b>Resolution 5</b> |
| 6.2 Dr. Radzuan bin A. Rahman   | <b>Resolution 6</b> |

### 7. PROPOSED RESOLUTION TO EMPOWER THE DIRECTORS OF THE COMPANY TO ISSUE SHARES PURSUANT TO SECTION 551 OF THE UNITED KINGDOM COMPANIES ACT 2006 (“UK COMPANIES ACT 2006”)

The New Mandate will enable the Directors to take swift action in case of, inter alia, a need for corporate exercises or in the event of business opportunities or other arising circumstances which involve the issue of new shares, and to avoid delay and cost in convening general meetings to approve such issue of shares. **Resolution 7**

To transact any other business of which due notice shall have been given.

**By order of the Board**

**LEE THAI THYE (LS 0000737)**  
Company Secretary

Kuala Lumpur, Malaysia  
30 April 2019

# NOTICE OF ANNUAL GENERAL MEETING

(cont'd)

## NOTES:

### Appointment of Proxy

1. A member of the Company entitled to attend and vote is entitled to appoint a proxy or proxies to attend and vote in his stead. A proxy need not be a member of the Company.
2. The instrument appointing a proxy shall be in writing under the hand of the appointor or his attorney duly authorised in writing, or if the appointor is a corporation, either under its common seal or signed by an officer or attorney duly authorised.
3. A member shall appoint not more than two (2) proxies to attend and vote at the same meeting. Where a member appoints more than one proxy, the appointment shall not be valid unless he specifies the proportion of his holding to be represented by each proxy.
4. Any alteration in the Form of Proxy form must be initialled.
5. The instrument appointing a proxy must be deposited at the Registrar's Office, 22nd Floor Menara Promet (KH), Jalan Sultan Ismail, 50250 Kuala Lumpur, Malaysia, not less than forty-eight (48) hours before the time for holding the meeting or any adjournment thereof. For shareholders residing outside of Malaysia, the Form of Proxy could be forwarded by fax at +603 2141 9650 or by email to ir@ikkr.com.my.
6. For the purpose of determining a member who shall be entitled to attend the 109th AGM, the Company shall be requesting Bursa Malaysia Depository Sdn Bhd to issue a General Meeting Record of Depositors ("ROD") as at 4 June 2019. Only a depositor whose name appears on the Register of Members/ROD therein shall be entitled to attend the said meeting or appoint a proxy to attend and/or vote on his/her behalf.

### Audited Financial Statements

7. The Audited Financial Statements laid at this meeting pursuant to Section 340(1)(a) of the Malaysian Companies Act 2016 ("the Act") are meant for discussion only. It does not require shareholders' approval, and therefore, not put forward for voting.

### Directors' Fees

8. Section 230(1) of the Act provides that "the fees" of the Directors and "any benefits" payable to the Directors of a listed company and its subsidiaries shall be approved at a general meeting. The Board agreed that the shareholders' approval shall be sought at the 109th AGM on the Directors' fees.

### Re-election of Directors Who Retire Pursuant to Article 86 of the Company's Articles of Association ("the Articles")

9. Article 86 of the Articles provides that an election of Directors shall take place each year. At each AGM, one-third of the Directors for the time being (or if their number is not a multiple of three, the number nearest to but no greater than one-third) shall retire from office provided always that all Directors shall retire from office once at least in each three (3) years but shall be eligible for re-election.

With the current Board size of four (4), one (1) Director, Dato' Adnan bin Maaruf, is to retire in accordance with Article 86 of the Articles, and being eligible, offers himself for re-appointment.

The Board has through the Nomination Committee, considered the assessment of Dato' Adnan bin Maaruf and agreed that he meet the criteria as prescribed by Paragraph 2.20A of the Main Market Listing Requirements ("Main LR") of Bursa Malaysia Securities Berhad ("Bursa Securities") on character, experience, competence and time to effectively discharge his role as Director.

# NOTICE OF ANNUAL GENERAL MEETING

(cont'd)

## EXPLANATORY NOTES ON SPECIAL BUSINESS:

### Continuity as Independent Directors

10. That subject to the passing of Resolution 2, Dato' Adnan bin Maaruf who has served as Independent Non-Executive Director to continue to act as Independent Non-Executive Director of the Company pursuant to Practice 4.2 of the MGGG 2017.

The Nomination Committee of the Company has conducted an assessment on the independence of Dato' Adnan bin Maaruf and are satisfied that he has complied with the criteria on independence as prescribed by Practice 4.2 of the MCGG 2017. The Board has vide the Nomination Committee's recommendation that Dato' Adnan bin Maaruf to be retained as Independent Non-Executive Director.

11. In line with Practice 4.2 of the MCGG 2017, the Board has vide the Nomination Committee's recommendations that both Dato' Haji Muda bin Mohamed and Dr. Radzuan bin A. Rahman be retained as Independent Non-Executive Directors. This will subject to the passing of Resolutions number 5 and 6.

The Committee is of the opinion that the Directors have complied with the independence criteria as prescribed in Practice 4.2 of MCGG 2017. The justifications for their re-appointment are:

- (a) They fulfilled the criteria under the definition on Independent Directors as stated in the Main LR of Bursa Securities and, therefore, were able to bring independent and objective judgements to the Board.
- (b) They have been with the Company for many years and were familiar with the Company's business operations. This will enable them to contribute actively during deliberations or discussions at Board meetings.
- (c) Their length of services on the Board does not in any way interfere with their exercise of independent judgements.
- (d) They have continued to exercise their independence and due care during their tenure as Independent Directors of the Company. They have carried out their duties in the interest of the Company and shareholders.

### Issue Shares Pursuant to Section 551 of the UK Companies Act 2006

12. This Resolution is proposed pursuant to Section 551 of the UK Companies Act 2006, and if passed, will give the Directors of the Company, from the date of the above AGM, authority to issue ordinary shares in the Company not exceeding 10% of the issued capital of the Company. This authority, unless revoked or varied at a general meeting, will expire at the conclusion of the next AGM of the Company.

As at the date of this Notice, no new shares in the Company were issued pursuant to the mandate granted to the Directors at the 108th AGM held on 7 June 2018 which will lapse at the conclusion of the 109th AGM.

The renewal of this mandate will enable the Directors to avoid any delay and cost involved in convening a general meeting. It is thus appropriate to seek members' approval.

# FORM OF PROXY

CDS Account No.	
No. of Shares Held	

I/We \_\_\_\_\_ (NRIC/CO NO): \_\_\_\_\_  
 (FULL NAME IN BLOCK LETTERS)

of \_\_\_\_\_  
 (ADDRESS)

being a shareholder/shareholders of Inch Kenneth Kajang Rubber Public Limited Company, hereby appoint  
 \*The Chairman of the Company or

\_\_\_\_\_ (FULL NAME OF PROXY) \_\_\_\_\_  
 %

of \_\_\_\_\_  
 (ADDRESS)

\*and/or failing whom \_\_\_\_\_ (FULL NAME OF PROXY) \_\_\_\_\_  
 %

of \_\_\_\_\_  
 (ADDRESS)

as \*my/our proxy to vote on \*my/our behalf at the 109th Annual General Meeting of the Company to be held at Dewan Murni, Ground Floor Menara Integriti, Institut Integriti Malaysia, Persiaran Tuanku Syed Sirajuddin, Off Jalan Tuanku Abdul Halim, 50480 Kuala Lumpur, Malaysia, on Tuesday, 12 June 2019 at 10:00 a.m. for the following purposes:

NO	RESOLUTION	FOR	AGAINST
1	To approve the payment of Directors' fees		
2	To re-appoint Dato' Adnan bin Maaruf		
3	To re-appoint Messrs UHY Hacker Young LLP as Auditors of the Company and to authorise the Directors to fix their remuneration		
4	SPECIAL BUSINESS – ORDINARY RESOLUTION 4 To re-appoint Dato' Adnan bin Maaruf		
5	SPECIAL BUSINESS – ORDINARY RESOLUTION 5 To re-appoint Dato' Haji Muda bin Mohamed		
6	SPECIAL BUSINESS – ORDINARY RESOLUTION 6 To re-appoint Dr. Radzuan bin A. Rahman		
7	SPECIAL BUSINESS – ORDINARY RESOLUTION 7 To approve the proposed resolution to empower the Directors of the Company to issue shares pursuant to section 551 of the UK Companies Act 2006		

Please indicate with an 'X' in the appropriate spaces how you wish your votes to be casted. If no specific direction as to voting is given, your proxy will vote or abstain from voting at his/her discretion.

\_\_\_\_\_  
 Signature/Seal of Shareholder(s)

Dated this day \_\_\_\_\_ of \_\_\_\_\_ 2019

Tel No: \_\_\_\_\_

\*Delete whichever is not applicable.

**Note:**

A member of the Company entitled to attend and vote is entitled to appoint a proxy or proxies to attend and vote in his/her stead. A proxy need not be a member of the Company. A member shall appoint not more than two (2) proxies to attend and vote at the same meeting. Where a member appoints more than one proxy, the appointment shall not be valid unless he specifies the proportion of his holding to be represented by each proxy. Any alteration in the Form of Proxy must be initialled. The instrument appointing a proxy must be deposited at the Registrar's Office of the Company, not less than forty-eight (48) hours before the time for holding the meeting. For shareholders residing outside of Malaysia, the Form of Proxy could be forwarded by fax at +603 2141 9650 or by email to ir@ikkr.com.my

**AFFIX  
STAMP**

**MESTIKA PROJEK (M) SDN BHD**

(225545V)

22nd Floor Menara Promet (KH)

Jalan Sultan Ismail

50250 Kuala Lumpur

Malaysia

Then fold here

---

1st fold here

---



