



UG HEALTHCARE CORPORATION

优格医疗集团

(Stock Code – **SGX: 8K7** | **Bloomberg: UGHC SP** | **Reuters: 8K7.SI**)



UNIGLOVES®
KEEPING YOU SAFE

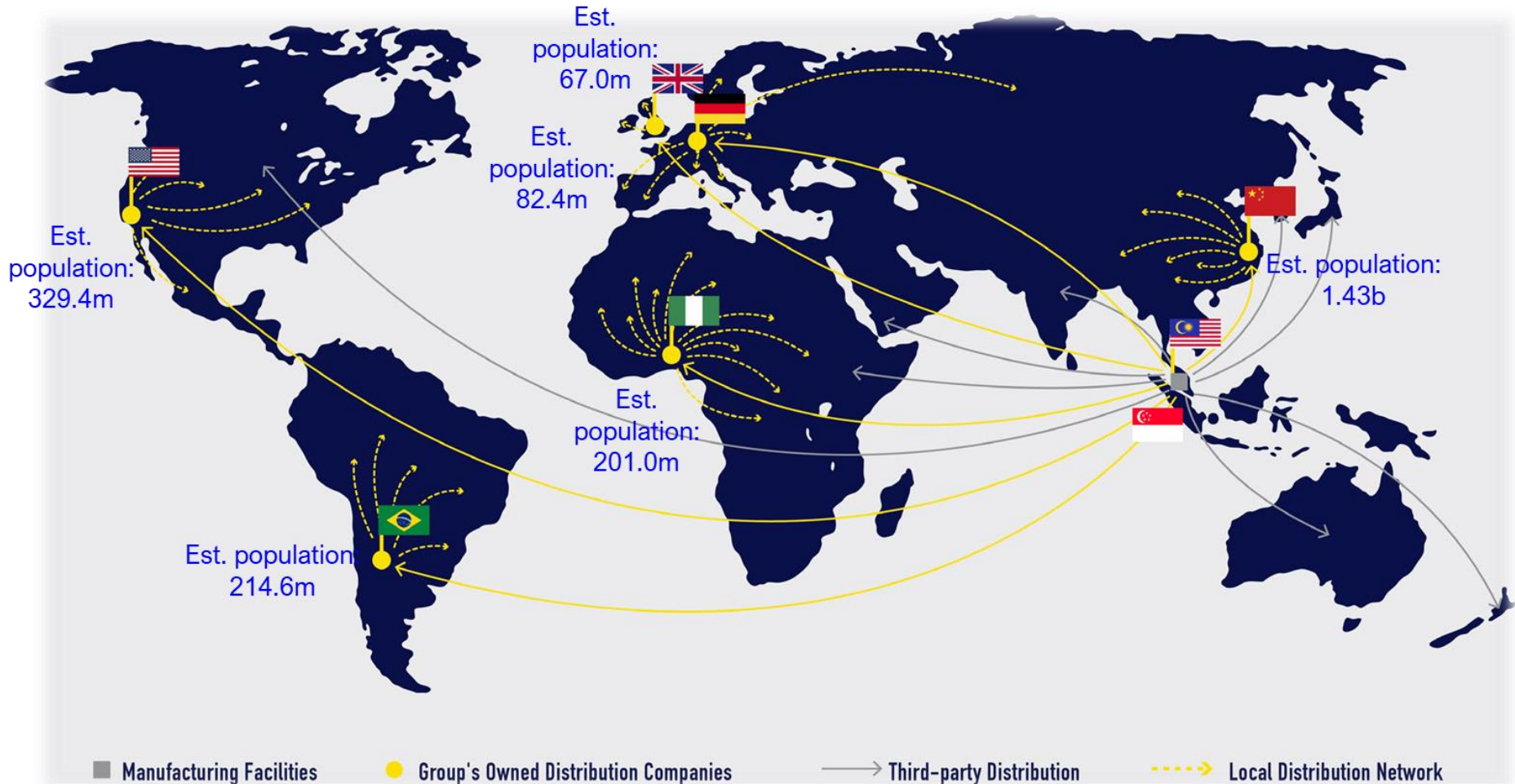


Credit Suisse ASEAN Conference

January 2021

- **A disposable gloves manufacturer with its own established global downstream distribution that markets and sells in its proprietary “Unigloves” brand – “OBM model”**
- **Owns and operates extensive downstream distribution companies in key markets**
 - Europe, the USA, China, Africa and South America
 - **6 main distribution companies** – 3 in developed countries and 3 in developing countries
 - with its **own local sales & marketing, warehousing, logistics and distribution infrastructure**
- **Upstream manufacturing division** located in Seremban, Malaysia
 - current capacity of **2.9 billion** pieces of gloves per annum for **nitrile and natural latex** examination gloves is operating at **optimum efficiency**
 - **85%** of current capacity produced and sold in **own “Unigloves” brand**
 - **capacity expansion plans of 500 million** pieces of gloves per annum by end March 2021 (“**3Q FY21**”) and **1.2 billion** pieces of gloves per annum by end June 2021 (“**4Q FY21**”) **are underway**
 - Group to have a production capacity of **4.6 billion pieces of gloves per annum by end June 2021**
- **Own “Unigloves” brand offers an extensive product range of disposable gloves required for cross infection protection and hygiene standards**

- **Each downstream distribution centres sells to more than 1,000 customers in its own market and surrounding region, primarily to small and mid-sized distributors and end-users**
- Group has a **diversified and stable base of over 5,000 customers**




Source for estimated population size: Wikipedia

Distribution through Local Presence


- Emphasises on **building own “Unigloves” brand** of disposable glove products by **cultivating demand through established local presence**
 - ➔ Each distribution company manages its own **business operation and distribution infrastructure**, and drives sales through **marketing campaigns customised for its respective markets**.



Unigloves Nigeria



Unigloves Brazil



Unigloves UK



Unigloves Germany



Marketing Approach

- Customises marketing campaigns for its **strategic key markets**
 - ➔ **Brazil, Nigeria and China are key evolving markets** ⇒ participation of trade shows and international events to **enhance brand awareness**



Unigloves Brazil - Participation of International Dentistry Congress of Sao Paula (CIOSP) in January 2019



Unigloves China



Staying Abreast with Technology



- Uses digital marketing to reach out to wide customer base

uniglovesbr
Unigloves Brasil Importadora

188 likes

uniglovesbr UniGloves por todo Brasil. Elas são de Curitiba, Goiânia, São Paulo, Rio de Janeir... more

unigloves

友利格手套 >

12/16-12/18

第15届世界制药机械、包装设备与材料中国展
上海新国际博览中心·N1A15

2020年最后一次参展
期待在上海与您相见~

/ 关注我们 获取更多咨询 /

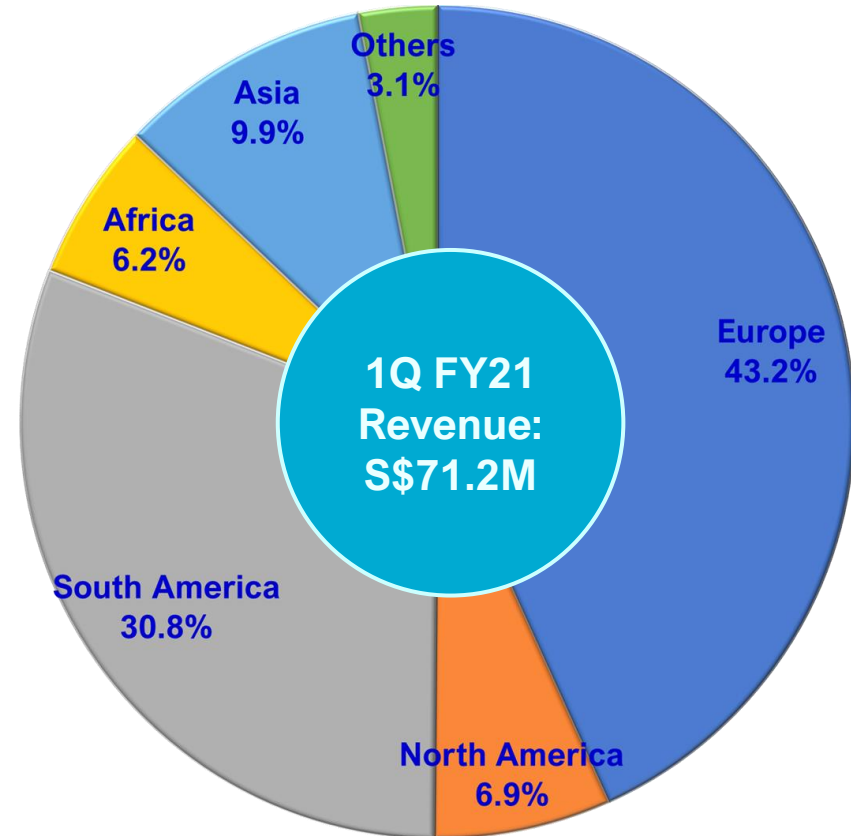
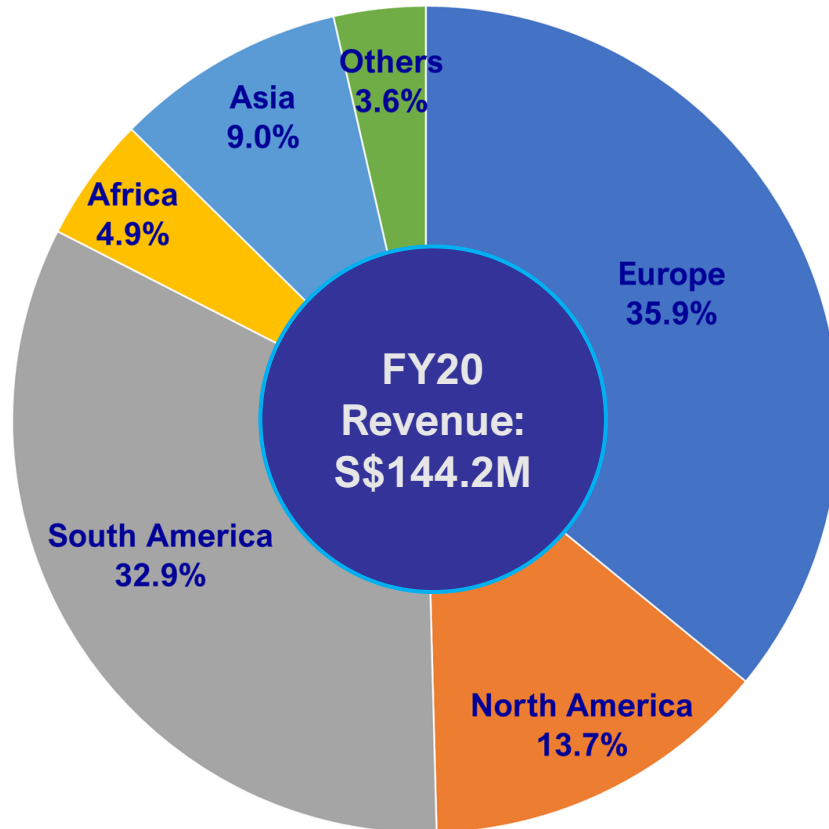
微信号: UGHEALTHCARE
客服电话: 400-8737-011

uniglovesbr
Unigloves Brasil Importadora



Revenue by Key Markets

- Focuses its efforts in key developing markets of Brazil, Nigeria and China
- Europe continues to be a core market



Note: As a result of the integrated supply chain, the Group recognises sales only after the products have been sold by the distribution companies. The goods in transit and in the warehouses of its distribution companies are recorded as inventory, and can only be recognised as revenue when they are sold to end consumers.

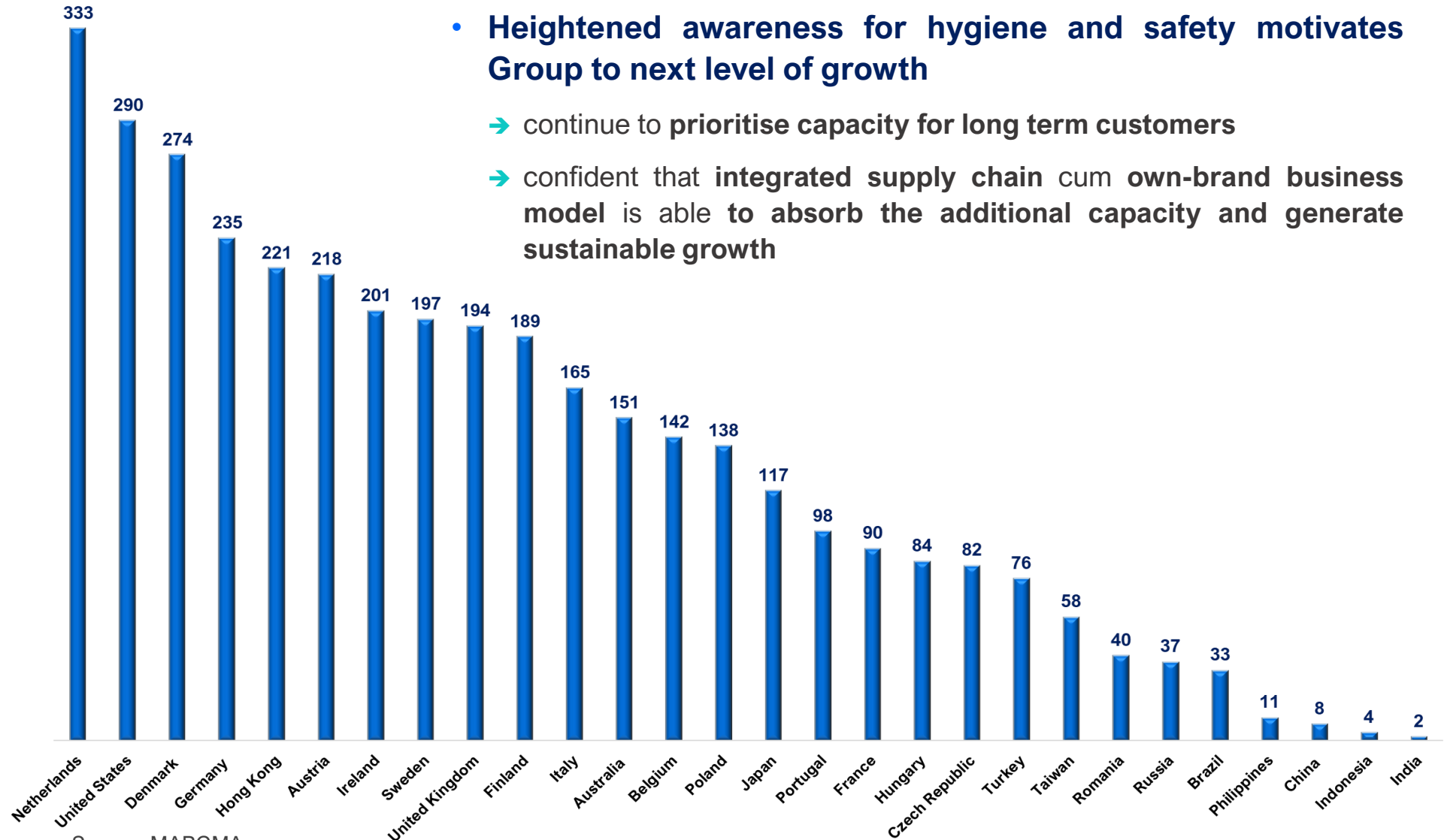
- Revenue from developing countries and Europe continue to grow significantly

Key Markets	1Q FY20 (S\$'000)	1Q FY21 (S\$'000)	YoY Increase (%)	FY20 (S\$'000)
Europe	10,905	30,708	> 100.0	51,798
North America	3,814	4,893	+ 28.3	19,706
South America	6,488	21,926	> 100.0	47,489
Africa	1,486	4,391	> 100.0	7,022
Asia	2,069	7,012	> 100.0	13,019
Others	1,540	2,176	+ 41.3	5,175
Total	26,302	71,178	> 100.0	144,209

Note: The financial year end of the Company is 30 June.

Global Glove Consumption Per Capita in 2018 (Pre-COVID)

(pieces of glove)

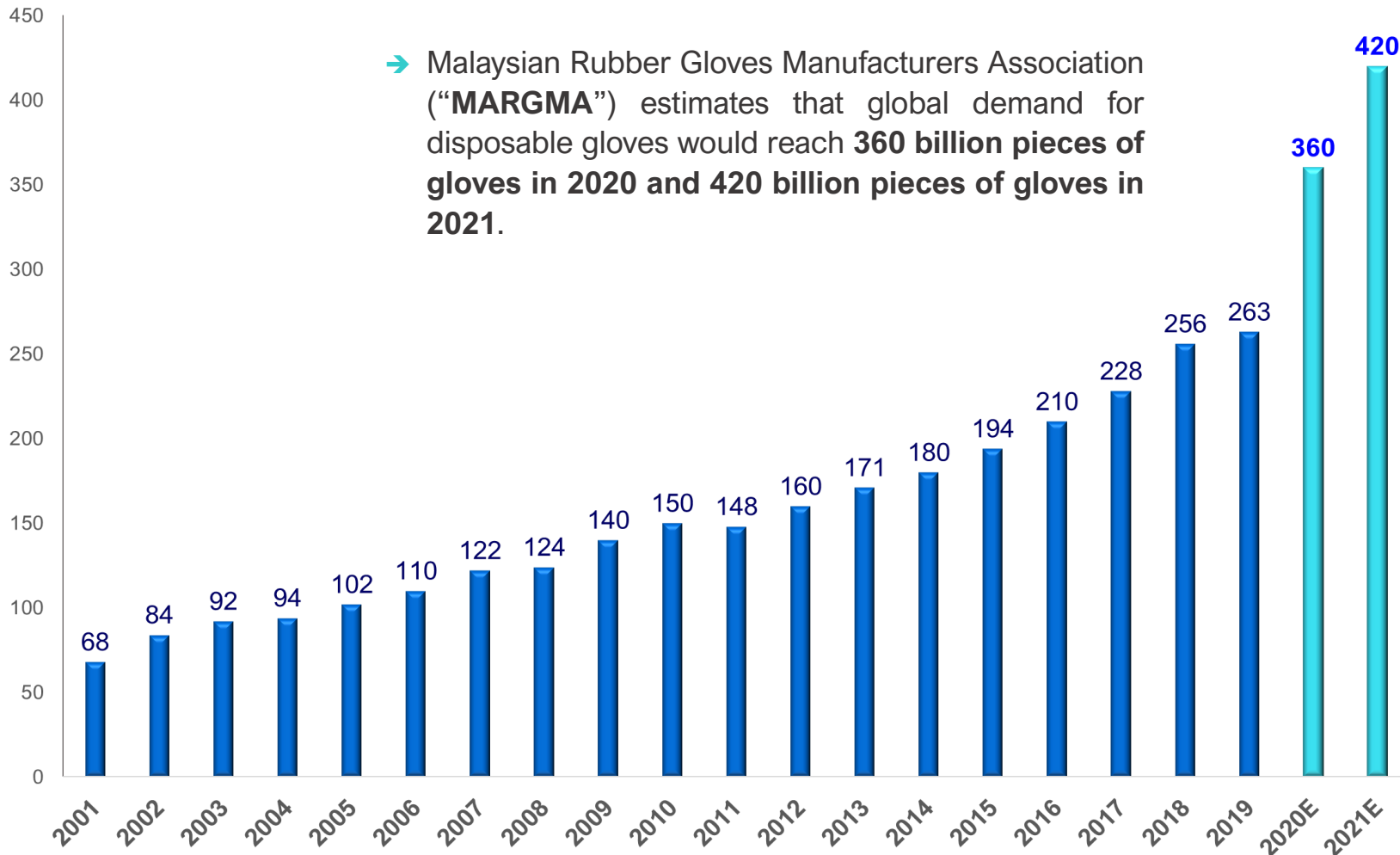


- Heightened awareness for hygiene and safety motivates Group to next level of growth
 - ➔ continue to prioritise capacity for long term customers
 - ➔ confident that **integrated supply chain cum own-brand business model** is able to absorb the additional capacity and generate sustainable growth

Source: MARGMA

- Group on track to achieve higher revenue and improved earnings in the coming quarters with optimum efficiency at upstream manufacturing and economies of scale at downstream distribution

(billion pieces of gloves)



Capacity Expansion Plans

→ **500 million** pieces of gloves per annum to be added to the existing premise, bringing **Group's total capacity to 3.4 billion pieces** of gloves per annum **by end March 2021 (3Q FY21)**.

**Existing
Manufacturing Facility**

→ Land acquired for capacity expansion

→ **Close proximity** between the new and existing manufacturing facilities in Seremban, Malaysia.



Capacity Expansion On Track

→ Equipment waiting for installation in existing manufacturing facility for **production capacity of 500 million pieces of gloves per annum**

**Existing
Manufacturing Facility**



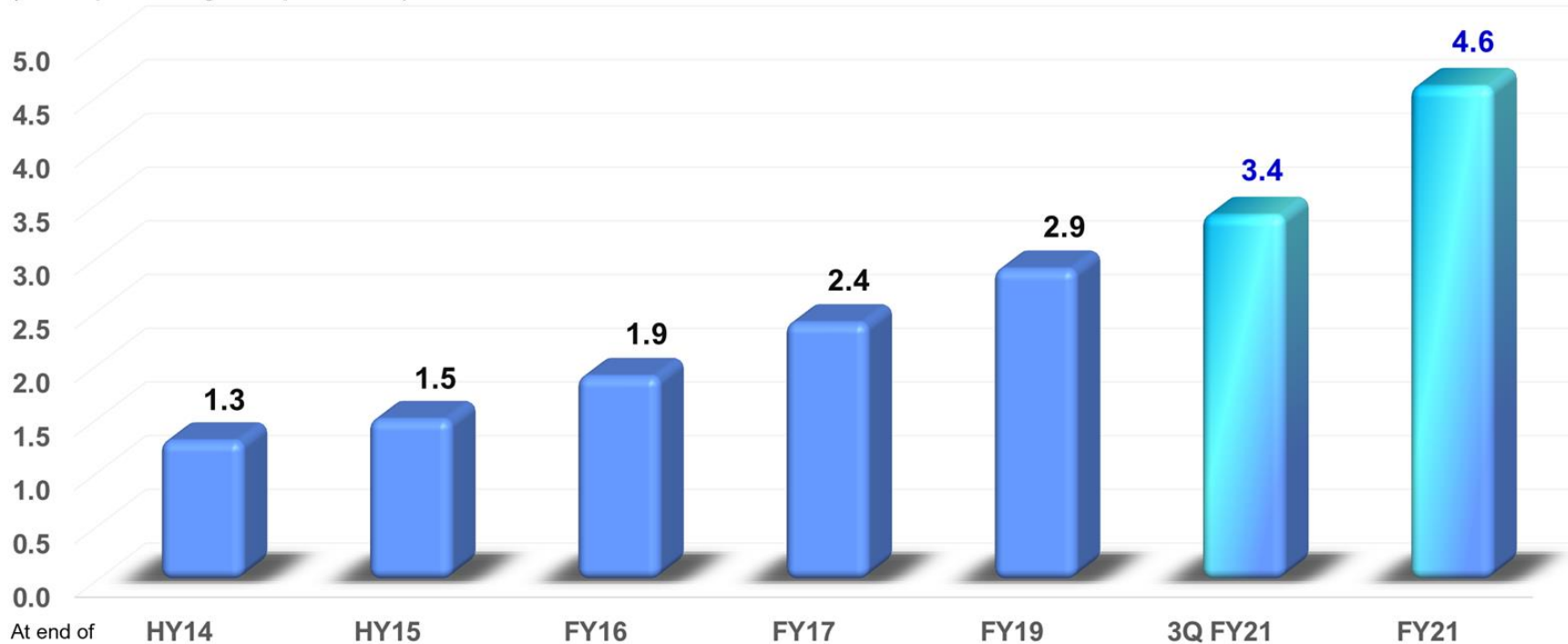
**New Manufacturing
Facility to be built**

→ Land acquired for capacity expansion of **1.2 billion pieces** of gloves per annum, bringing **Group's total capacity to 4.6 billion pieces** of gloves by **end June 2021 (4Q FY21)**.

Capacity Expansion Milestone

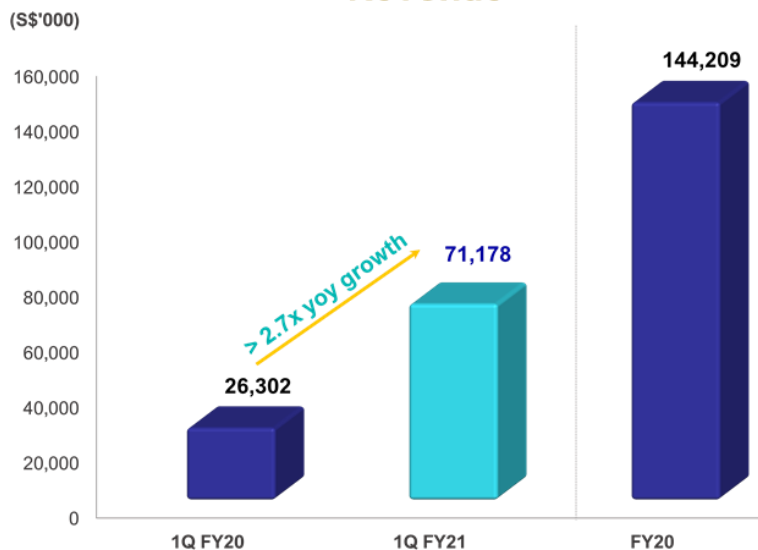
- Current upstream manufacturing capacity of **2.9 billion pieces** of gloves per annum is operating at its **optimum efficiency**
 - ➔ aggregate **increase of 1.7 billion pieces** of gloves to **cope with existing demand from downstream distribution networks** will be in own “Unigloves” brand
 - ➔ to **maintain production of nitrile and natural latex** examination gloves in **equal proportion**

(Billion pieces of gloves per annum)

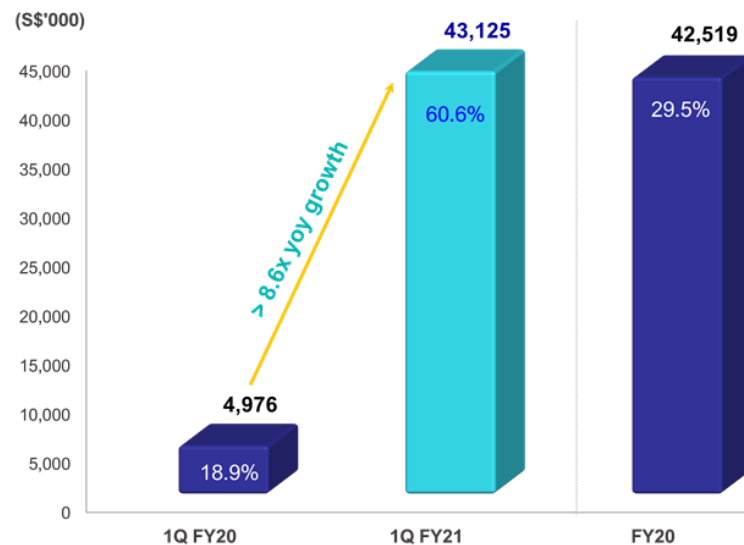


Note: The financial year end of the Company is 30 June.

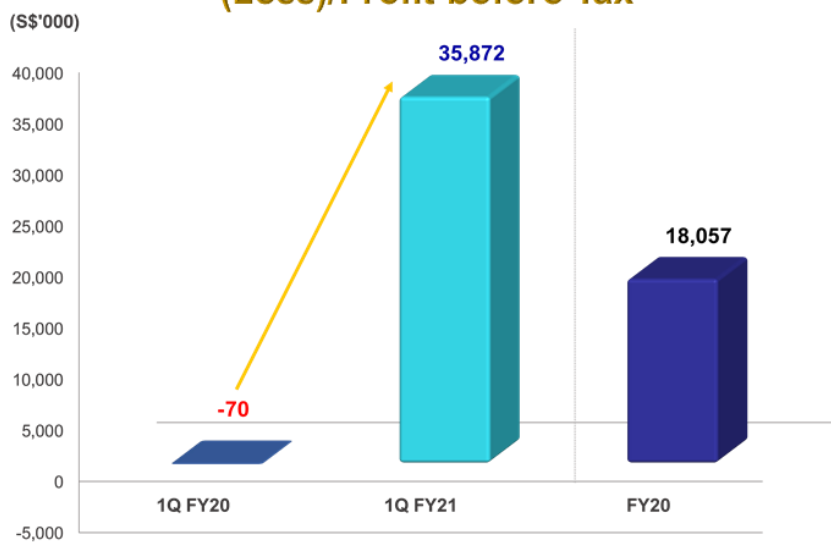
Revenue



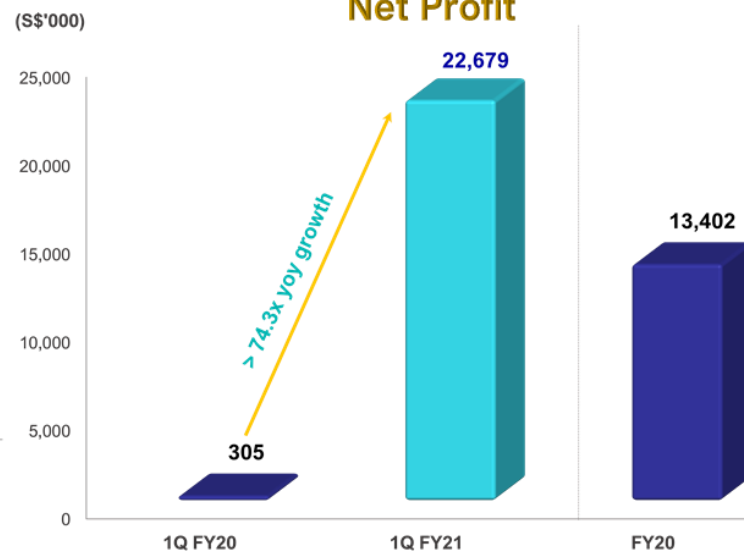
Gross Profit & Gross Margin



(Loss)/Profit before Tax

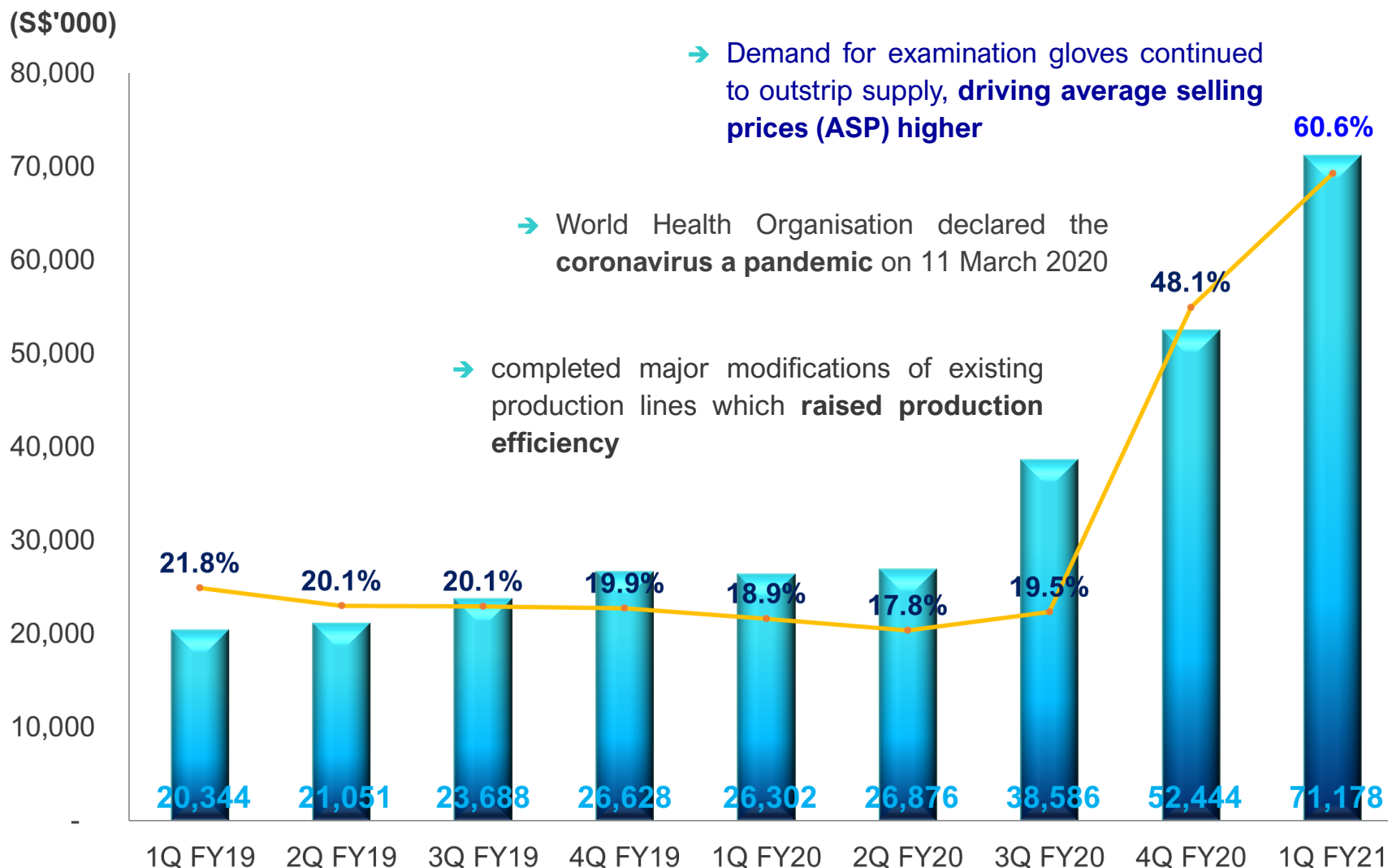


Net Profit



Note: The financial year end of the Company is 30 June.

Quarterly Revenue and Gross Margin



Note: The financial year end of the Company is 30 June.

- Strengthened balance sheet puts the Group in net cash position

FYE 30 Jun (S\$'000)	As at 30 Sep 2020	As at 30 Jun 2020
Total equity	98,963	54,272
Cash and bank balances	24,138	9,292
Long-term bank borrowings	7,740	4,595
Short-term bank borrowings	13,407	30,520
NAV per share ⁽¹⁾ (Singapore cents)	16.09	9.23

Note: Net asset value (“NAV”) per share were computed based on the share capital of 614.98 million shares as at 30 September 2020 and 588.28 million shares (post-split) as at 30 June 2020.



Important Notice



Information in this presentation may contain forward-looking statements that reflect the current views of UG Healthcare Corporation Limited (“**UG Healthcare**” and together with its subsidiaries, the “**Group**”) with respect to future events and financial performance. These views are based on current assumptions which are subject to unknown risks and uncertainties, which may change over time. No assurance can be given that future events will occur, that projections will be achieved, or that the assumptions are correct. Actual results may differ materially from those anticipated as a result of the risks faced by us.

This presentation does not constitute or form part of any opinion on any advice to sell, or any solicitation of any offer to subscribe for, any shares nor shall it or any part of it nor the fact of its presentation form the basis of, or be relied upon in connection with, any contract or investment decision or commitment whatsoever.

The Group does not intend, and does not assume any obligation, to update any industry information or forward-looking statements set forth in this presentation to reflect subsequent events or circumstances.



UG HEALTHCARE CORPORATION

优格医疗集团

(Stock Code – **SGX: 8K7** | **Bloomberg: UGHC SP** | **Reuters: 8K7.SI**)



UNIGLOVES®
KEEPING YOU SAFE



Thank You!

Visit us at www.ughealthcarecorporation.com