



UG HEALTHCARE CORPORATION LIMITED

DELIVERING
GROWTH
AND VALUES 2016
ANNUAL REPORT





CONTENTS

- 01** Corporate Profile
- 02** Letter to Shareholders
- 04** Business Segments
- 08** Financial Highlights
- 10** Performance Review
- 13** Board of Directors
- 15** Key Management
- 16** Corporate Structure
- 17** Corporate Governance Report
- 35** Directors' Statement
- 38** Independent Auditors' Report
- 39** Financial Statements
- 83** Shareholders' Statistics
- 85** Notice of Annual General Meeting
- Proxy Form
- Corporate Information



This Annual Report has been prepared by UG Healthcare Corporation Limited (the "Company") and its contents have been reviewed by the Company's Sponsor, SAC Capital Private Limited (the "Sponsor"), for compliance with the relevant rules of the Singapore Exchange Securities Trading Limited ("SGX-ST"). The Sponsor has not independently verified the contents of this Annual Report.

This Annual Report has not been examined or approved by the SGX-ST and the SGX-ST assumes no responsibility for the contents of this Annual Report, including the correctness of any of the statements or opinions made or reports contained in this Annual Report.

The contact person for the Sponsor is Ms. Tan Pei Woon (Telephone no.: (65) 65323829) at 1 Robinson Road, #21-02 AIA Tower, Singapore 048542.

**CORPORATE
PROFILE**

“UG Healthcare Corporation Limited (优格医疗有限公司) and together with its subsidiaries (“UG Healthcare” or the “Group”), is an established natural latex and nitrile examination gloves manufacturer with its own extensive distribution network. The Group is also involved in the distribution of ancillary products such as surgical, vinyl and cleanroom gloves, face masks and other medical disposables.”

Currently, the Group has two manufacturing facilities located in Seremban, Malaysia. To complement this manufacturing platform, it has established an extensive distribution network globally through its own distribution companies based in the United States of America (“USA”), United Kingdom (“UK”), Germany, the People’s Republic of China (“PRC”) and Nigeria, as well as through third party distributors. Through this extensive distribution network, its products are sold to more than 50 countries including Germany, Nigeria, the PRC, USA, UK, France, Italy, Austria, Switzerland, the Netherlands, Japan, South Korea, Canada and Brazil.

Started in 1989, the Group has built its reputation as a reliable manufacturer and distributor of natural latex and nitrile examination gloves under its own brand names including its “Unigloves” as well as third party labels where it is engaged as an original equipment manufacturer (“OEM”).

The Group’s competitive edge lies in its successful integration of its manufacturing and distribution businesses. The integrated platforms allow the Group to have full control over the entire supply chain, including (i) the production process, where it can carry out stringent quality control checks at every stage to ensure consistent product quality and compliance with various stringent international standards, as well as (ii) the distribution of its products to end-users and intermediaries. With its own facilities, the Group is also able to customise products to meet the evolving requirements of customers in a cost effective manner.

UG Healthcare was listed on the Singapore Exchange Securities Trading Limited (“SGX-ST”) on 8 December 2014 under stock code 41A.



LETTER TO SHAREHOLDERS

“UG Healthcare’s twin-track approach in growing both its manufacturing and distribution platforms, allows the Group to continue expanding its production capacity prudently in tandem with market demand.”

DEAR SHAREHOLDERS,

On behalf of the Board of Directors, we are pleased to report that UG Healthcare has achieved a commendable set of results for the financial year ended 30 June 2016 (“FY2016”) amidst the macroeconomic challenges.

The Group recorded higher revenue of S\$58.8 million, an increase of 5.5% from S\$55.7 million a year ago, on the back of higher volume of gloves produced and sold through our global distribution network. Keen competition in the gloves manufacturing industry continued to weigh on the average selling price of disposable gloves in FY2016. Nevertheless, the Group’s prudent execution of our intended expansion plans for both the manufacturing and distribution platforms, enabled the Group to overcome the business challenges and ascend to the next level of growth. For the full year, the Group achieved S\$5.5 million record net earnings attributable to owners of the Company, an increase of 72.3% from S\$3.2 million a year ago.


A UNIQUE GROWTH PATH

In the year under review, we increased our planned production capacity from 1.5 billion gloves per annum to 1.9 billion gloves per annum, and constructed additional production lines to achieve 2.4 billion gloves per annum to be commercialised progressively within the financial year ending 30 June 2017. Our incremental productivity has been well taken up by our existing long term customers and we will continue to cultivate new products to meet market demand.

In addition to building new production lines, the Group also looks into upgrading existing production lines to enhance operational efficiencies and technological advancement to better cater to our customers’ requirements.

To maximise the land area at one of our premises, we are in the midst of planning to develop the plot of land (which the Group already owns) beside our existing manufacturing facility for further expansion. This development could potentially increase our annual production capacity by approximately another one billion gloves per annum, bringing our aggregate annual production capacity to approximately 3.4 billion gloves in due course.

In tandem with our production capacity expansion, the Group has also been broadening and deepening our global distribution network. We will continue to expand our distribution channels in both developed and developing markets.



LETTER TO SHAREHOLDERS

While we continue to harness our strengths in driving our twin engines of growth through our established manufacturing capabilities and global distribution network, we are mindful of the global uncertainties, the fluctuations in currencies and raw material prices, as well as the dynamics in the various markets that we are in.

Nevertheless, we believe our twin engines will continue to allow UG Healthcare to achieve breakthroughs in striving to enhance the overall value chain management down to the end-users.

REWARDING SHAREHOLDERS

As an appreciation to our supportive shareholders, the Board has recommended a first and final (tax-exempt) dividend of S\$0.00587 per ordinary share for FY2016, subject to approval of shareholders at the forthcoming Annual General Meeting ("AGM") on 19 October 2016.

Pursuant to the UG Healthcare Scrip Dividend Scheme that applies to the final dividend, the substantial shareholders and directors of the Company, holding in aggregate of approximately 80% of the issued shares, have committed to elect for new shares in lieu of cash dividend to demonstrate their continuing confidence in the Group's prospects.

ACKNOWLEDGEMENTS AND APPRECIATION

On behalf of the Board, we would like to convey our sincere appreciation to our fellow Board Directors for their invaluable advice and guidance, and the Management and staff for their dedication and commitment in the past year.

The Group has announced that Mr. Lee Keck Keong, the current Non-Executive Director and co-founder of UG Healthcare, will be appointed as the new Chief Executive Officer and re-designated as an Executive Director following the retirement of Mr. Ang Beng Teck after the AGM. Mr. Ang will assume an advisory role in the Group to facilitate a smooth transition.

We would also like to express our warmest gratitude to our shareholders, customers, business associates and partners, for their confidence and continued support for the Group as we continue to build on our growth to strengthen the Group's businesses.

YIP WAH PUNG

Non-Executive Chairman
and Independent Director

ANG BENG TECK

Chief Executive Officer
and Executive Director



BUSINESS SEGMENTS

MANUFACTURING



“UG Healthcare has successfully implemented a highly integrated manufacturing and distribution process. Building on our technical knowledge and manufacturing expertise, our integrated business operations are able to cater quickly to our customers’ evolving needs.”

We manufacture and distribute natural latex and nitrile examination gloves under several brands including our “Unigloves” brand name as well as third party labels where we are engaged as an original equipment manufacturer.

Our extensive product range includes gloves of various colours and scents to appeal to different needs and preferences, and are used across a diverse range of industries. We also distribute ancillary products including surgical, vinyl and cleanroom gloves, face masks and other medical disposables.



MANUFACTURING CAPABILITIES

We place significant emphasis on quality control and production standards during our production processes. Our manufacturing facilities are accredited for quality standards under the ISO 9001:2000, ISO 13485:2003 and ISO 9001:2008 certifications. We have also been certified by Malaysian Rubber Board (“MRB”) to produce Standard Malaysian Glove for export.

The Group has constructed additional production lines in December 2015 with internal funding, which it expects to increase production capacity by another 500 million gloves progressively to achieve up to 2.4 billion gloves per annum within the financial year ending 30 June 2017. While expanding productivity progressively, the Group is also upgrading its existing production lines concurrently to improve operational efficiencies and technical enhancements to cope with the evolving requirements of customers.

In addition, the Group is in the midst of planning to develop the plot of land (which the Group already owns) beside its existing manufacturing facility for further expansion, which could potentially increase its annual production capacity by approximately another 1 billion gloves per annum, bringing total capacity to 3.4 billion per annum.

“UG Healthcare has two manufacturing facilities located in Seremban, Malaysia.”

Began production in 2013, the Group has been progressively increasing planned production capacity in this manufacturing facility.

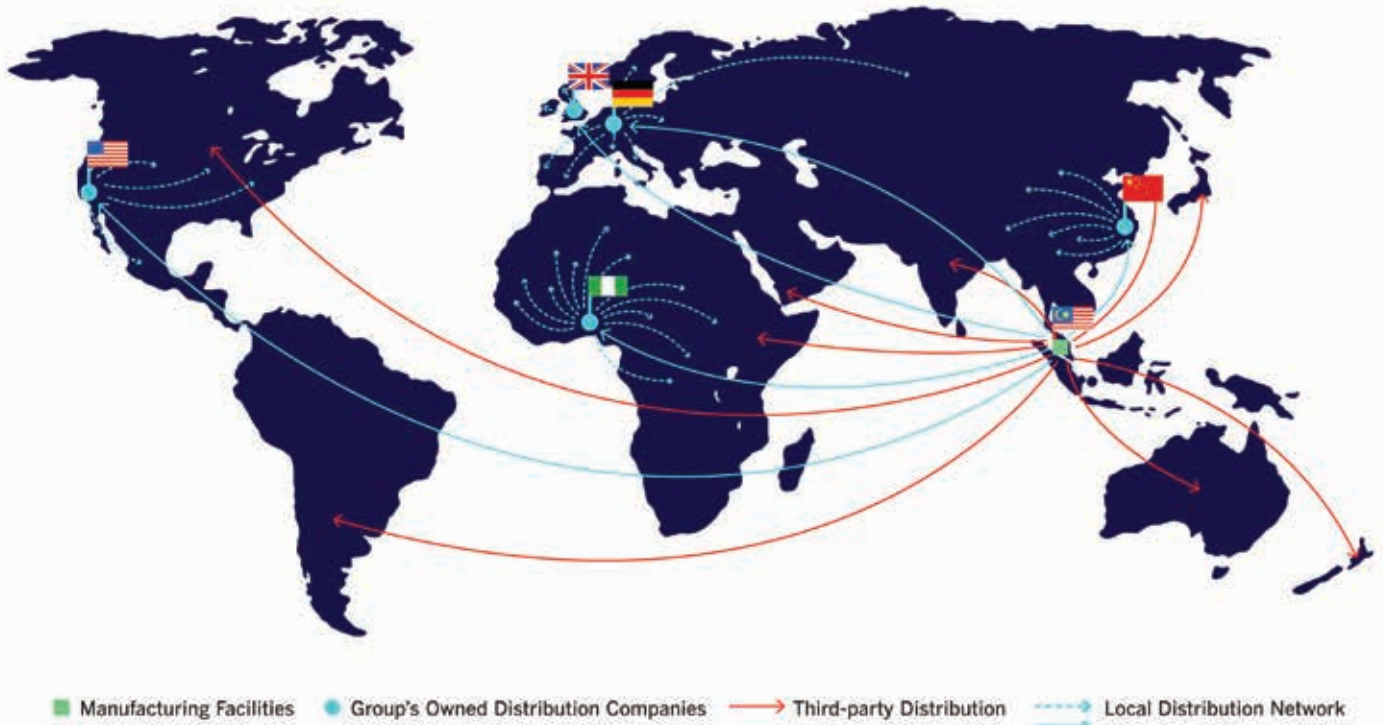


**ECO
FRIENDLY**

“UG Healthcare is committed to the preservation and protection of the environment and has met all applicable environmental requirements and standards.”

We have Industrial Effluent Treatment Plants within our manufacturing facilities to treat the effluent before discharging the waste water into the environment. Our treatment plants are in compliant with the Department of Environment of Malaysia.

BUSINESS SEGMENTS DISTRIBUTION NETWORK



We constantly keep abreast of developments in technology and process improvements as well as developments in latex compounding formulations to attain certain desired properties and characteristics for the customisation of our products (own “Unigloves” brand and OEM brands).

“To complement our manufacturing platform, we sell our products to more than 50 countries including Germany, Nigeria, the PRC, USA, UK, France, Italy, Austria, Switzerland, Netherlands, Japan, South Korea, Canada and Brazil through our own established distribution network.”



FINANCIAL HIGHLIGHTS

For the financial year ended 30 June

	2016	2015	2014
Income Statement (S\$'000)			
Revenue	58,823	55,740	49,009
Gross profit	12,693	11,549	10,202
Profit before tax	7,469	3,957	6,130
Profit attributable to owners of the Company	5,450	3,164	4,900
Balance Sheet (S\$'000)			
Shareholders' equity	38,146	36,940	29,983
Total assets	56,043	51,811	40,368
Total liabilities	17,699	14,708	10,284
Per Share⁽¹⁾ (Singapore Cents)			
Basic earnings	2.90	1.68	2.61
Net asset value	20.39	19.73	16.00
Net tangible asset value	20.24	19.56	16.00
Dividends	0.587 ⁽²⁾	–	–
Financial Ratios			
Return on equity	14.29%	8.57%	16.34%
Return on assets	10.11%	6.86%	13.09%
Dividend payout ratio	20.25%	–	–

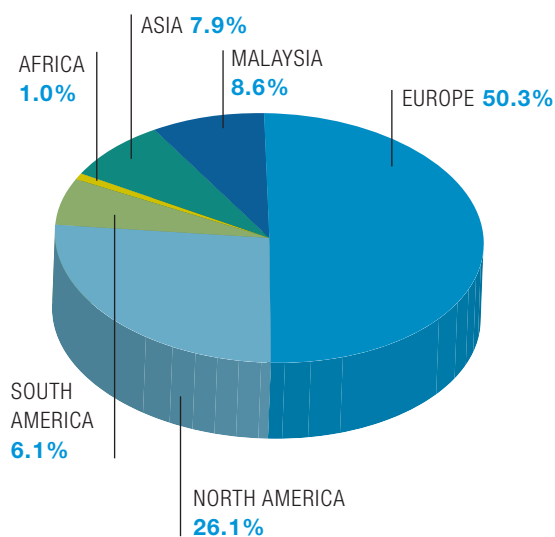
Notes:

⁽¹⁾ Basic earnings per share, net asset value per share, net tangible asset per share and dividends per share were computed based on the share capital of 188,023,530 ordinary shares for all the financial years.

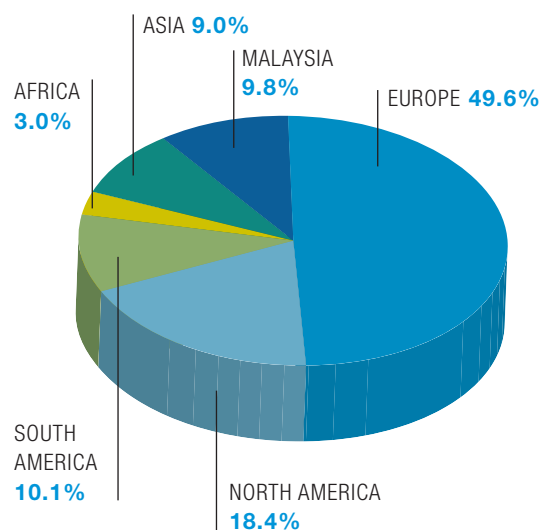
⁽²⁾ First and final tax-exempt ordinary dividend for financial year ended 30 June 2016 will be subject to the approval of the shareholders at the forthcoming Annual General Meeting.

REVENUE BY GEOGRAPHICAL LOCATIONS

FY2015 REVENUE: S\$55.7 MILLION



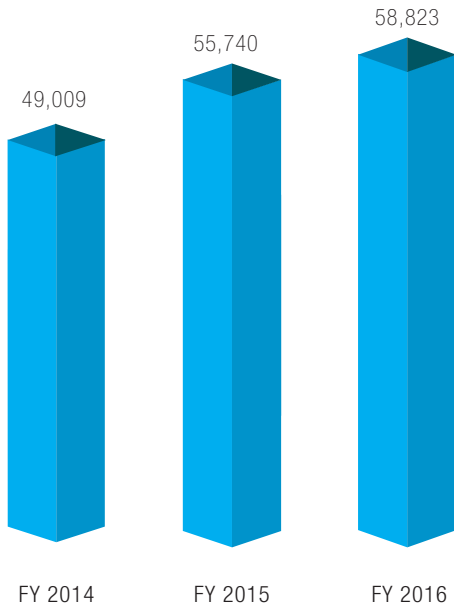
FY2016 REVENUE: S\$58.8 MILLION



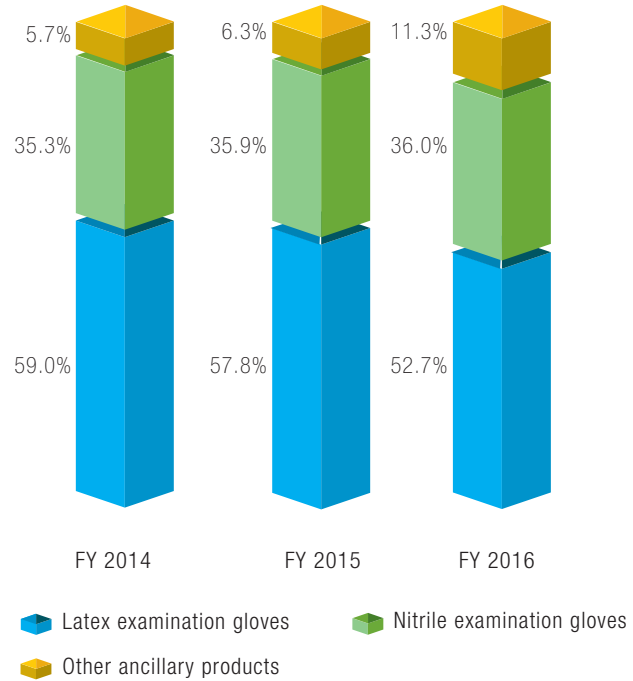
Note: Malaysia includes revenue from intermediaries that export our products to overseas markets.

FINANCIAL HIGHLIGHTS

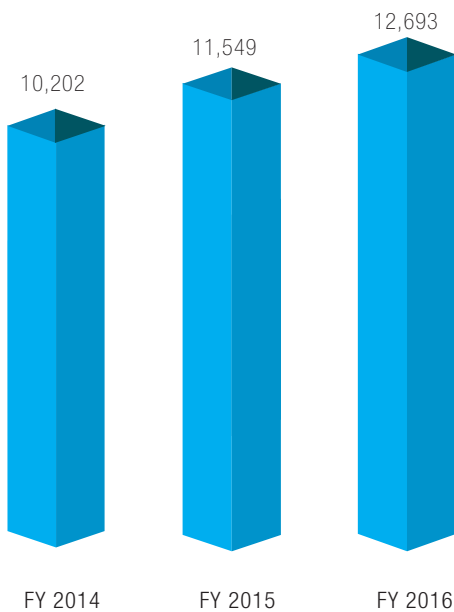
REVENUE (S\$'000)



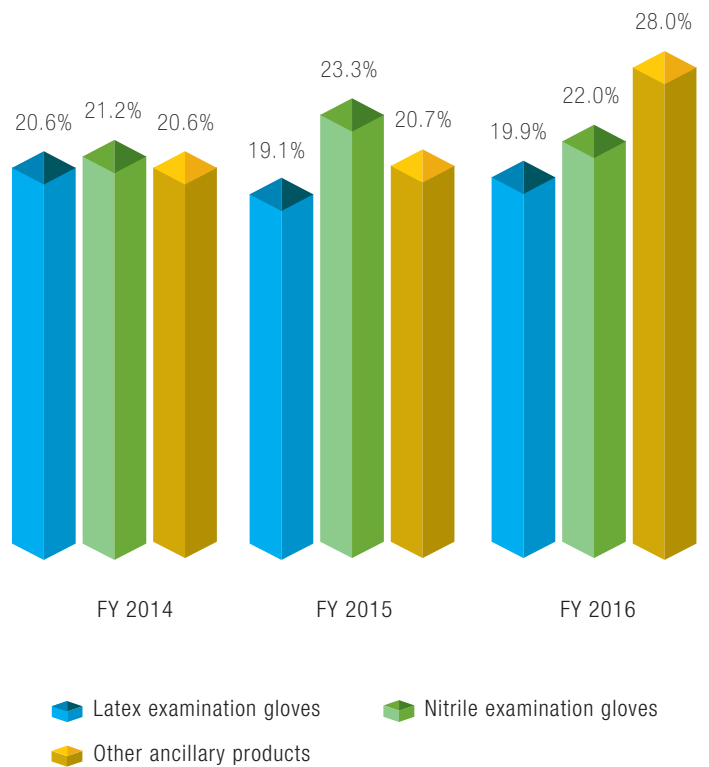
REVENUE BY PRODUCT SEGMENT



GROSS PROFIT (S\$'000)



GROSS MARGINS BY PRODUCT SEGMENTS



PERFORMANCE REVIEW

“UG Healthcare registered 72.3% growth in net earnings attributable to owners of the Company to S\$5.5 million for FY2016. The significant increase in net earnings was mainly attributed to an increase in the volume of gloves produced and sold as the intended production capacity came on stream, higher contribution from the Group’s associated distribution company in Germany, and other income.”



During the financial year, UG Healthcare continued to roll out its expansion plan progressively, added new production lines to achieve its planned production capacity to 1.9 billion gloves per annum by end of FY2016. The additional volume produced contributed to an increase in exports to existing customers in Europe, USA, Africa and South America, which boosted revenue growth despite lower average selling price (“ASP”) of the Group’s products amid keen competition.

Revenue increased by 5.5% from S\$55.7 million in FY2015 to S\$58.8 million in FY2016 on the back of higher volume of gloves produced and sold, but undermined by a reduction in average selling price of the Group’s products, in particular, the latex examination gloves.

PRODUCT SEGMENTAL CONTRIBUTION

FYE 30 Jun (S\$'000)	Revenue			Gross Profit		
	FY2016	FY2015	YoY Change	FY2016	FY2015	YoY Change
Latex examination gloves	30,991	32,202	- 3.8%	6,165	6,150	0.2%
Nitrile examination gloves	21,191	20,015	5.9%	4,670	4,671	NM
Other ancillary products	6,641	3,523	88.5%	1,858	728	155.2%
Total	58,823	55,740	5.5%	12,693	11,549	9.9%

In tandem with revenue growth, gross profit rose by 9.9% from S\$11.5 million in FY2015 to S\$12.7 million in FY2016. Overall gross profit margin increased marginally from 20.7% in FY2015 to 21.6% in FY2016 mainly as a result of reduction in costs of other ancillary products purchased.

Other income was 70.7% higher from S\$1.4 million in FY2015 to S\$2.4 million in FY2016. This was due to fair value gain on financial derivatives of S\$0.3 million and realised foreign exchange gain of S\$1.3 million, which was partially offset by decrease in unrealised foreign exchange gain of S\$0.6 million and the absence of negative goodwill of S\$0.1 million in FY2016.

Total operating expenses decreased by 11.3% from S\$9.2 million in FY2015 to S\$8.1 million in FY2016. This was mainly attributed to the absence of the one-off expense of S\$0.8 million in relation to the Group’s IPO as well as the absence of realised foreign exchange loss in FY2016.

**PERFORMANCE
REVIEW**

Finance costs decreased by S\$0.1 million to S\$0.2 million in FY2016 as a result of capitalisation of interest on borrowings related to the construction of new production lines as well as lower interest rate from new banking facilities.

Along with an increase of 34.6% from S\$0.5 million to S\$0.7 million from its share of profit from associates, due from higher contribution from its associated company in Germany, net profit attributable to owners of the Company increased by 72.3% to S\$5.5 million in FY2016.

FINANCIAL POSITION

The Group maintains a strong balance sheet, with cash and bank balances of S\$6.0 million as at 30 June 2016. Its non-current assets increased by 16.2% to S\$22.8 million, mainly due to the acquisition of property, plant and equipment of S\$4.6 million, partially offset by depreciation amounting to S\$1.1 million and translation loss of S\$0.9 million, share of results of associates of S\$0.5 million (after netting off foreign exchange effect) and an increase in deferred tax assets of S\$0.1 million.

Current assets increased by S\$1.1 million to S\$33.3 million as at 30 June 2016. This was mainly due to an increase in inventories of 32.8% to S\$13.6 million as the Group has to stock up gloves inventories in its overseas warehouse to cater for the demand for its products



PERFORMANCE REVIEW



without compromising on the delivery lead time to the end customers. The increase was partially offset by the decrease in trade and receivables by 8% to S\$13.7 million due to prompt payment made by customers as well as the utilisation on the balance IPO proceeds that led to a decrease in cash and bank balances by 15.7% to S\$6.0 million.

Shareholders' equity comprises share capital, merger reserve, retained earnings, foreign currency translation reserve and non-controlling interest. Shareholders' equity increased by 3.3% to S\$38.3 million due to the S\$5.5 million net profit attributable to owners of the Company for FY2016. The increase was partially offset by the decrease in foreign currency translation reserve of S\$4.2 million due to the weakening of Ringgit Malaysia against Singapore Dollars.

The Group's non-current liabilities was lower at S\$4.3 million as at 30 June 2016, a decrease of 14.9% over the previous year. This was due to the reduction of S\$1.1 million in long term borrowings, which was partially offset by an increase in recognition of deferred tax liabilities of S\$0.3 million.

Current liabilities increased by 38.6% to S\$13.4 million as at 30 June 2016. The Group had utilised new trade facilities obtained and resulted in an increase in short term borrowings of S\$5.9 million during the financial year. This was partially offset by lower usage of bank overdraft for working capital purposes, a decrease of S\$1.7 million in trade and other payables as prompt payments were made to suppliers and vendors, and a reduction of S\$0.4 million in the recognition of derivative financial instruments arising from the purchase of forward foreign exchange contracts with favourable rates.

CASH FLOW

The Group's net cash used in operations in FY2016 was S\$1.4 million. This comprises of operating cash flows before changes in working capital of S\$4.4 million, adjusted by net working capital outflow of S\$4.7 million, interest and taxes paid of S\$0.2 million and S\$0.9 million, respectively. The net working capital outflow was mainly due to the increase in inventories of S\$3.4 million and a decrease in trade and other payables of S\$1.7 million, which was partially offset by a decrease in trade and other receivables of S\$0.4 million.

Net cash used in investing activities was S\$4.8 million in FY2016, due mainly to the purchase of property, plant and equipment amounting to S\$4.6 million and placement of additional fixed deposits of S\$0.2 million.

Net cash from financing activities amounted to S\$5.2 million during the financial year. This was mainly due to the net drawdown of new trade facilities.

BOARD OF DIRECTORS

MR. YIP WAH PUNG

NON-EXECUTIVE CHAIRMAN AND INDEPENDENT DIRECTOR

Mr. Yip Wah Pung is the Non-Executive Chairman of the Company, Chairman of the Audit Committee and a member of the Remuneration Committee. He was appointed to the Board on 20 November 2014 and was last re-elected on 20 October 2015.

Mr. Yip has over 39 years of experience in the audit and tax industry. He started his career as a tax examiner at the Income Tax Department of Malaysia in February 1977, where he worked for 12 years. From February 1989 to August 1989, he joined W.M Lam & Co, an audit firm, as a senior associate. Subsequently, he joined K.W. Chong & Co as an audit manager from September 1989 to November 1994 before he started his own audit firm, W.P. Yip & Co in 1994, where he is currently a partner. The audit firm is principally engaged in the provision of tax and audit services.

Mr. Yip graduated from Tunku Abdul Rahman College with a diploma in Commerce in June 1977. He has been a member of (i) the Malaysian Institute of Accountants since 1980, (ii) the Association of Chartered Certified Accountants since 1980, (iii) the Malaysian Institute of Chartered Secretaries and Administrators since 1980, and (iv) the Chartered Tax Institute of Malaysia since 1995.

MR. ANG BENG TECK

EXECUTIVE DIRECTOR AND CHIEF EXECUTIVE OFFICER

Mr. Ang Beng Teck is the co-Founder, the Executive Director and Chief Executive Director of the Company. He was appointed to the Board on 30 September 2014 and was last re-elected on 20 October 2015.

Mr. Ang has been the managing director of N. S. Unigloves Sdn. Bhd ("NS Unigloves") (currently a subsidiary of the Company) since 1988 and he has been instrumental to the Group's growth. He has over 28 years of experience in the glove industry and he is responsible for overseeing (i) the formulation of overall business and corporate policies and strategies of the Group; (ii) the overall management of the business and operations of the Group; and (iii) the Group's overall business development. He also serves as a director on the boards of the Company's subsidiaries and associated companies.

Mr. Ang started his career as a teacher at Chung Hwa Secondary School, Kelantan in September 1968. Thereafter, he taught at Undang Jelebu Secondary School, Negeri Sembilan from 1971 to 1981 before he joined Sekolah Rendah Jenis Kebangsaan Yuk Hua, Negeri Sembilan as a teacher from 1981 to 1988.

Mr. Ang undertook a training course for teachers at the Regional Teachers' Centre, Kota Bahru, Kelantan from 1966 to 1967. He was appointed a Justice of the Peace by His Royal Highness (HRH) The Yang Di Pertuan Besar of Negeri Sembilan in 1998.

MR. LEE KECK KEONG

NON-EXECUTIVE DIRECTOR

Mr. Lee Keck Keong is the co-Founder and Non-Executive Director of the Company, as well as a member of the Audit, Remuneration and Nominating Committees. He was appointed to the Board on 20 November 2014 and was last re-elected on 20 October 2015.

Mr. Lee has been instrumental in successfully leading the Group to become an established player in the gloves manufacturing industry. He also serves as a non-executive director to the boards of the Company's subsidiaries and associated companies.

Mr. Lee graduated from the University of Surrey in 1977 with a degree in chemical engineering. Upon graduation, he started his career as a chemical engineer in a state-owned company. Thereafter, he entered into various business ventures in diverse industries, including mining, saw milling, property development and timber development.

MR. LEE JUN YIH

EXECUTIVE DIRECTOR

Mr. Lee Jun Yih is the Executive Director of the Company. He was appointed to the Board on 10 November 2014 and was last re-elected on 20 October 2015.

Mr. Lee is primarily responsible for oversight and management of the Group's business and corporate development and works together with the Chief Executive Officer to formulate the overall business and corporate policies and strategies for the Group.

Mr. Lee joined the Group in July 2011 as a director of Shanghai Full-10 International Trading Co., Ltd, ("Unigloves Shanghai") (currently a subsidiary of the Company), focusing on business and corporate development. He was subsequently appointed as a director of Unigloves (UK) Limited (currently a subsidiary of the Company) in April 2013, and NS Unigloves and Uni-Medical Healthcare Limited (currently subsidiaries of the Company) in May 2014 and August 2014, respectively.

Graduated from Pembroke College, University of Cambridge with a Bachelor of Arts (Law) in June 2004. Mr. Lee began his career as a solicitor with Freshfields Bruckhaus Deringer, an international law firm, in its Hong Kong, London and Beijing offices in 2005 before joining JP Morgan, London, and UBS AG, Hong Kong as an analyst in the Investment Banking Division in August 2007 and April 2008, respectively. Thereafter, he joined AEGON Asset Management as an associate in January 2010.

He was admitted as a Solicitor of the High Court of the Hong Kong Special Administrative Region in September 2007.

BOARD OF DIRECTORS

MR. WONG SEE KEONG

EXECUTIVE DIRECTOR

Mr. Wong See Keong is the Executive Director of the Company. He was appointed to the Board on 20 November 2014 and was last re-elected on 20 October 2015.

Mr. Wong is responsible for oversight and management of the Group's manufacturing and operations department, as well as to spearhead the Group's research and development efforts. Mr. Wong has been with the Group for approximately 28 years and played a crucial role in its expansion of manufacturing capacity and development of new products over the years.

Mr. Wong started his career with the Group in November 1988 as a technologist and rose through ranks to become the Manufacturing Manager in July 1994 and General Manager of Operations in September 2007.

Mr. Wong graduated from Universiti Pertanian Malaysia with a Bachelor of Science (Chemistry and Education) in August 1986.

MR. LEE JUN LINN

EXECUTIVE DIRECTOR

Mr. Lee Jun Linn is the Executive Director of the Company. He was appointed to the Board on 20 November 2014 and was last re-elected on 20 October 2015.

Mr. Lee is responsible for directing the Group's sales, marketing and distribution platforms, and focuses on developing the Group's marketing strategies and expanding its distribution network.

Started his career with the Group as an Assistant General Manager of Unigloves Shanghai in April 2008, Mr. Lee rose through ranks to become General Manager of Unigloves Shanghai in 2012. He was also appointed as a director of Unigloves Shanghai in July 2011.

Mr. Lee graduated from University College London with a Bachelor of Science (Economics) degree in August 2006 and subsequently obtained a Master of Science (International Management (China)) degree from the School of Oriental & African Studies in London in December 2007.

MR. LIM TECK CHAI, DANNY

INDEPENDENT DIRECTOR

Mr. Lim Teck Chai, Danny is the Independent Director of the Company, and Chairman of the Nominating Committee and member of the Audit Committee. He was appointed to the Board on 21 August 2014 and was last re-elected on 20 October 2015.

Mr. Lim is currently an equity partner in Rajah & Tann Singapore LLP. He joined Rajah & Tann Singapore LLP in May 1998 and has since been practising and advising on all aspects of corporate legal advisory and transactional work, both locally and regionally. He has a wide range of experience in acquisitions, investments, takeovers, initial public offerings and restructurings, amongst others, and his clients include multi-national corporations, small medium enterprises, private equity and institutional investors, Singapore and foreign listed companies, financial institutions and others.

Mr. Lim has been admitted as an advocate and solicitor of the Supreme Court of Singapore since 1999. He is currently an equity partner in Rajah & Tann Singapore LLP and he is also a member of the Law Society of Singapore and the Singapore Academy of Law.

Mr. Lim graduated with a Bachelor of Law (Honours) degree from the National University of Singapore in July 1998 and a Master of Science (Applied Finance) degree from Nanyang Technological University in April 2006.

Mr. Lim is an independent director of Tee Land Limited and China Star Food Group Limited, which are listed on the SGX-ST.

MR. NG LIP CHI, LAWRENCE

INDEPENDENT DIRECTOR

Mr. Ng Lip Chi, Lawrence is the Independent Director of the Company, Chairman of the Remuneration Committee and member of the Audit and Nominating Committees. He was appointed to the Board on 20 November 2014 and was last re-elected on 20 October 2015.

Mr. Ng is currently an executive director of NLC Advisory Pte. Ltd., a firm that provides corporate advisory services. He has extensive experience in international mergers and acquisitions and corporate finance, having worked in a professional services firm and investment banks, such as Arthur Andersen, Credit Agricole Indosuez Merchant Bank Asia Ltd and DBS Bank Ltd., as well as in-house corporate finance for an Asian natural resources conglomerate.

Mr. Ng has advised companies on a wide range of transactions including acquisitions, divestitures, joint ventures, spin-offs, buyouts, reverse takeovers and capital raisings. His previous clients included multi-national companies, local and overseas listed companies, private enterprises and private equity firms.

Mr. Ng graduated from the National University of Singapore with a Bachelor of Business Administration and is also a Chartered Financial Analyst.

**KEY
MANAGEMENT****MR. TERENCE YAP SENG KEONG**

CHIEF FINANCIAL OFFICER

Mr. Terence Yap Seng Keong is the Chief Financial Officer of the Company and joined as the Chief Financial Officer in April 2014.

Mr. Yap is responsible for the oversight and control of the Group's overall accounting and finance function, including monitoring and coordinating the Group's statutory financial accounts, consolidation and financial reporting to the SGX-ST.

Mr. Yap started his career with BDO Binder in July 1995 where he was promoted to the position of Senior Audit Manager before leaving in April 2006. He then joined KPMG (Melaka Branch) as the Branch Head from May 2006 to August 2006. Thereafter, he returned to BDO Binder as the Senior Audit Manager where he was in charge of auditing and administrative matters until November 2010. He then joined Silverlake Structured Services Sdn Bhd as a Finance Manager and moved on to join Sunrich Resources Sdn Bhd as a Finance Manager in 2011. Subsequently, he joined Mustapha, Khoo & Co as the Chief Audit Executive in 2012 and he was responsible for performing audit on the firm's clients.

Prior to joining the Group, Mr. Yap was Chief Financial Officer at MTD ACPI Engineering Berhad, where he was responsible in overseeing finance and accounting functions. He was also the Head of Governance at a Bursa-listed company New Hoong Fatt Holdings Berhad in March 2013, where his areas of responsibilities include internal audit, secretarial matters, Bursa reporting and investor relations.

Mr. Yap graduated from Kolej Tunku Abdul Rahman with a Diploma in Commerce (Financial Accounting), ACCA, in May 1995. He is also a Chartered Accountant (Malaysia) and a member of the Malaysian Institute of Accountants.

MS. WONG PEK WEE

HEAD OF MANUFACTURING

Ms. Wong Pek Wee is Head of Manufacturing of the Group and she is responsible for oversight and management of the Group's entire glove manufacturing process. This includes planning for the whole glove manufacturing and production process, quality assessment as well as research and development focusing on cost efficiency.

Ms. Wong joined the Group as a chemist in January 1997. She rose through ranks to become Executive (manufacturing) in January 1998, Production Manager in January 2000, Manufacturing Manager in September 2007, and subsequently promoted to be the Head of Manufacturing.

Ms. Wong started her career as a chemist with Cospac Sdn Bhd from June 1993 to May 1995. Prior to joining the Group, she was a temporary teacher with Sekolah Menengah Chung Ching, Raub Pahang.

Ms. Wong graduated from University of Malaya with a Bachelor of Science (Chemistry) in July 1993.

MR. ANG BENG CHEE

HEAD OF ADMINISTRATION

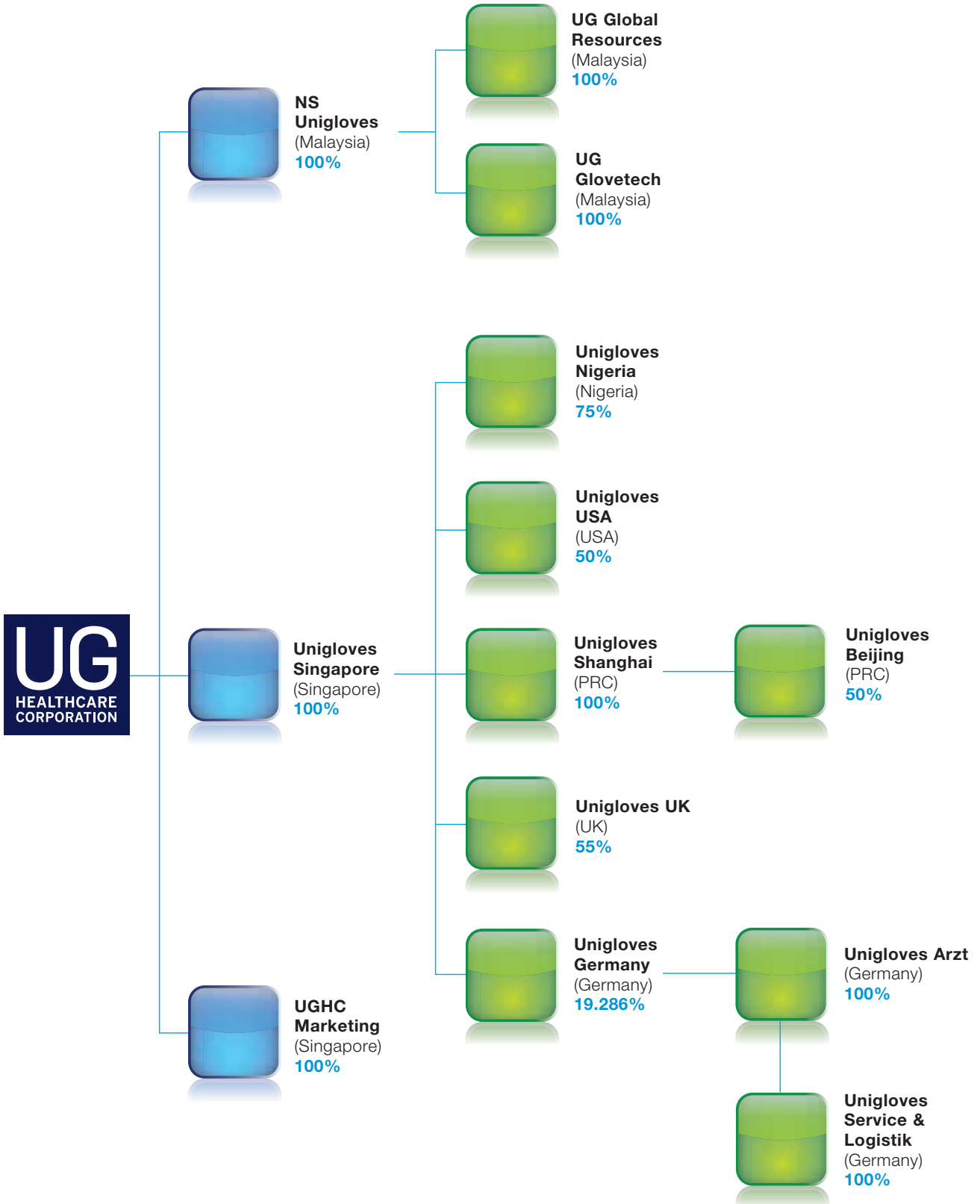
Mr. Ang Beng Chee is Head of Administration of the Group and he is responsible for oversight of the Group's logistics, administration, compliance and human resource functions.

Mr. Ang joined the Group as a factory manager in October 1988 when the Group commenced its operations, and was subsequently, promoted to General Manager (Administration) in September 2007.

Mr. Ang started his career in January 1974 as a general assistant at Ang Choon Swee Trading Agency in charge of issuing workman and motor vehicle cover notes. He then joined Geological Survey Department of Malaysia as a geological assistant from September 1977 to June 1985. Prior to joining the Group, he was with Malaysia Mining Corporation as a geological assistant from August 1985 to September 1988.

Mr. Ang completed his education in Sekolah Menengah Undang Jelebu in August 1973.

CORPORATE STRUCTURE



CORPORATE GOVERNANCE REPORT

UG Healthcare Corporation Limited (the “Company” or “UG”) and its subsidiaries (the “Group”) are committed to maintaining a high standard of corporate governance in complying with the Code of Corporate Governance 2012 (the “Code”) which forms part of the continuing obligations of the Listing Manual (Section B: Rules of Catalist) of the Singapore Exchange Securities Trading Limited (the “SGX-ST”) (“Catalist Rules”). The Group has complied with the principles and guidelines set out in the Code, where appropriate.

This report describes the Group’s corporate governance practices that were in place throughout the financial year ended 30 June 2016 (“FY2016”).

BOARD MATTERS

Principle 1: The Board’s Conduct of its Affairs

The primary function of the Board of Directors (the “Board”) is to provide effective leadership and direction to enhance the long-term value of the Group to its shareholders and other stakeholders. The Board oversees the business affairs of the Group. The Board has the overall responsibility for reviewing the strategic plans and performance objectives, financial plans, key operating initiatives, major funding and investment proposals, financial performance reviews and corporate governance practices.

In addition, the principal duties of the Board include:

- Setting the Group’s strategic objectives and ensuring that the necessary financial and human resources are in place for the Group to meet its objectives.
- Overseeing the process for evaluating the adequacy of internal control, risk management, financial reporting and compliance.
- Reviewing the performance of management and overseeing succession planning for management.
- Setting the Group’s values and standards (including ethical standards) and ensuring the obligations to shareholders and other stakeholders are understood and met.
- Considering sustainability issues as part of the strategic formulation.

Independent judgement

All Directors exercise due diligence and independent judgement and make decisions objectively in the best interests of the Group.

The current members of the Board and their membership on the board committees of the Company are as follows:

	Directors	Board Membership	Audit Committee	Nominating Committee	Remuneration Committee
1	Yip Wah Pung	Non-Executive Chairman and Independent Director	Chairman	–	Member
2	Ang Beng Teck	Chief Executive Officer and Executive Director	–	–	–
3	Lee Keck Keong	Non-Executive Director	Member	Member	Member
4	Lee Jun Yih	Executive Director	–	–	–
5	Wong See Keong	Executive Director	–	–	–
6	Lee Jun Linn	Executive Director	–	–	–
7	Lim Teck Chai, Danny (“Danny Lim”)	Independent Non-Executive Director	Member	Chairman	–
8	Ng Lip Chi, Lawrence (“Lawrence Ng”)	Independent Non-Executive Director	Member	Member	Chairman

CORPORATE GOVERNANCE REPORT

Currently, the Board comprises eight (8) members. There is a strong and independent element on the Company's Board. Of the eight (8) members, one (1) is Non-Executive Director and three (3) are Independent Non-Executive Directors.

On 24 August 2016, the Company announced the retirement of Mr Ang Beng Teck as Executive Director and Chief Executive Officer and the re-designation of Mr Lee Keck Keong from Non-Executive Director to Executive Director and appointment as Chief Executive Officer, with effect from 19 October 2016.

Delegation by the Board

The Board has delegated certain functions to the board committees, namely the Audit Committee ("AC"), Nominating Committee ("NC") and Remuneration Committee ("RC"). Each of the board committees has its own written terms of reference and whose actions are reported to and monitored by the Board. The Board accepts that while these board committees have the authority to examine particular issues and will report back to the Board with their decisions and/or recommendations, the ultimate responsibility on all matters lies with the Board.

Key features of Board processes

The dates of Board and board committee meetings as well as annual general meeting ("AGM") are scheduled in advance. To assist Directors in planning their attendance, the Company Secretary consults every Director before fixing the dates of these meetings. The Board meets at least two times a year and as warranted by particular circumstances. Ad hoc meetings are also convened to deliberate on urgent substantive matters. Telephonic attendance and conference via audio-visual communication at Board and board committee meetings are allowed under the Company's Constitution. The details of the number of Board and board committee meetings held in the year as well as the attendance of each board member at those meetings are disclosed below.

Directors' attendance at Board and board committee meetings in FY2016

Directors	Board		Audit Committee		Nominating Committee		Remuneration Committee	
	No. of Meetings Held ⁽¹⁾	No. of Meetings Attended	No. of Meetings Held ⁽¹⁾	No. of Meetings Attended	No. of Meetings Held ⁽¹⁾	No. of Meetings Attended	No. of Meetings Held ⁽¹⁾	No. of Meetings Attended
Yip Wah Pung	3	3	3	3	1 ⁽²⁾	1 ⁽²⁾	1	1
Ang Beng Teck	3	3	3 ⁽²⁾	3 ⁽²⁾	1 ⁽²⁾	1 ⁽²⁾	1 ⁽²⁾	1 ⁽²⁾
Lee Keck Keong	3	3	3	3	1	1	1	1
Lee Jun Yih	3	3	3 ⁽²⁾	3 ⁽²⁾	1 ⁽²⁾	1 ⁽²⁾	1 ⁽²⁾	1 ⁽²⁾
Wong See Keong	3	3	3 ⁽²⁾	3 ⁽²⁾	1 ⁽²⁾	1 ⁽²⁾	1 ⁽²⁾	1 ⁽²⁾
Lee Jun Linn	3	3	3 ⁽²⁾	3 ⁽²⁾	1 ⁽²⁾	1 ⁽²⁾	1 ⁽²⁾	1 ⁽²⁾
Danny Lim	3	3	3	3	1	1	1 ⁽²⁾	1 ⁽²⁾
Lawrence Ng	3	3	3	3	1	1	1	1

(1) Represents the number of meetings held as applicable to each individual director.

(2) Attendance at meetings on a "By Invitation" basis.

Board's approval

Matters specifically reserved for the Board's approval are listed below:

- Strategies and objectives of the Group;
- Announcement of half-year and full year financial results and release of annual reports;
- Issuance of shares;

CORPORATE GOVERNANCE REPORT

- Declaration of interim dividends and proposal of final dividends;
- Convening of shareholders' meetings;
- Material investments, divestments or capital expenditure;
- Commitments to term loans and lines of credits from banks and financial institutions; and
- Interested person transactions.

Clear directions have been imposed on management that the above matters must be approved by the Board.

Induction and training of Directors

The Company ensures that incoming new Directors are given guidance and orientation (including onsite visits, if necessary) to get them familiarised with the Group's business, operations and corporate governance practices upon their appointment and to facilitate the effective discharge of their duties. Newly appointed Directors will be provided a formal letter setting out their duties and obligations. Directors are encouraged to constantly keep abreast of developments in regulatory, legal and accounting frameworks that are of relevance to the Group through the extension of opportunities for participation in training courses, seminars and workshops as relevant and/or applicable.

The Group has an open policy for professional training for all the Board members, including Executive Directors and Independent Directors. The Company endorses the Singapore Institute of Directors ("SID") training programs and sets a budget for such training and professional development programs. All Board members are encouraged to attend relevant training organised by the SID or any other organisation which provides relevant training courses for directors. The cost of such training will be borne by the Company.

Briefings, and updates provided for Directors in FY2016

The NC reviews and makes recommendations on the training and professional development programs to the Board.

During the AC meetings, the Directors were briefed by the external auditors on the recent changes to the accounting standards and regulatory updates. The Chief Executive Officer updates the Board during the Board meetings on the business and strategic developments of the Group.

News releases issued by the SGX-ST and the Accounting and Corporate Regulatory Authority, including amendments of Companies Act and the Catalist Rules, were circulated to the Board. Management keeps the Board informed of business trends in the industry by circulating to the Board articles, reports and press releases relevant to the Group's business.

Principle 2: Board Composition and Guidance

Board size and composition

The Board comprises eight (8) Directors, of which four (4) are Executive Directors, one (1) is Non-Executive Director, and three (3) are Independent Non-Executive Directors.

Each year, the NC reviews the size and composition of the Board and board committees and the skills and core competencies of its members to ensure an appropriate balance of skills, experience and gender. These competencies include accounting and finance, business acumen, management experience, industry knowledge, strategic planning experience, customer-based knowledge, familiarity with regulatory requirements and knowledge of risk management. The Board considers that its Directors possess the necessary competencies and knowledge to lead and govern the Group effectively.

Taking into account the nature and scope of the Group's business and the number of board committees, the Board believes that the current size and composition provide sufficient diversity without interfering with efficient decision making.

CORPORATE GOVERNANCE REPORT

The Board considers a director who has no relationship with the Company, its related companies, its officers or its shareholders with shareholdings of 10% or more in the voting shares of the Company that could interfere, or be reasonably perceived to interfere, with the exercise of the director's independent business judgement in the best interests of the Group, to be independent.

The NC is tasked to determine on an annual basis and as and when the circumstances require whether or not a Director is independent, bearing in mind the guidelines set forth in the Code and any other salient factor which would render a Director to be deemed not independent. The NC has reviewed, determined and confirmed the independence of the Independent Directors.

The independence of any director who has served on the Board beyond nine years from the date of his first appointment will be subject to more rigorous review, taking into account the need for progressive refreshing of the Board. None of the Independent Directors have served on the Board for a period exceeding nine years from the date of their appointments.

The Independent Directors make up one-third of the Board, which meets the requirements set out in the Code. This provides a strong and independent element on the Board which is fundamental to good corporate governance as it facilitates the exercise of independent and objective judgement on corporate affairs. It also ensures that key issues and strategies are critically reviewed, constructively challenged, fully discussed and thoroughly examined.

Principle 3: Chairman and Chief Executive Officer

The Code advocates that there should be a clear division of responsibilities between the leadership of the Board and the executives responsible for managing the Group's business and no one individual should represent a considerable concentration of power.

The Chairman of the Board and the Chief Executive Officer (the "CEO") are two separate persons to ensure an appropriate balance of power, increased accountability and greater capacity for independent decision making.

Mr Yip Wah Pung, is an Independent Non-Executive Director and also the Chairman of the Board. He assumes the responsibility for the smooth functioning of the Board and ensures timely flow of information between the management and the Board; sets the agenda and ensures that adequate time is available for discussion of all agenda items, in particular strategic issues; promotes a culture of openness and debate at the Board; ensure effective communication with shareholders; facilitate the effective contribution of non-executive directors in particular; and promotes high standards of corporate governance.

Mr Ang Beng Teck, is an Executive Director and also the CEO. He assumes responsibility for running the day-to-day business of the Group; ensures implementation of policies and strategy across the Group as set by the Board; manages the management team; and leads the development of the Group's future strategy including identifying and assessing risks and opportunities for the growth of its business and reviewing the performance of its existing business.

There is a sufficiently strong independent element on the Board to enable independent exercise of objective judgement on affairs and operations of the Group by members of the Board, taking into account factors such as the number of Independent Directors on the Board as well as the contributions made by each member at meetings which relate to the affairs and operations of the Group. The Board is satisfied that a clear division of responsibilities between the leadership of the Board and the executives responsible for managing the Group's business and no one individual should represent a considerable concentration of power.

All the board committees are chaired by Independent Directors and one third of the Board consists of Independent Directors.

Principle 4: Board Membership

The NC consists of two (2) Independent Non-Executive Directors and one (1) Non-Executive Director, the majority of whom, including the NC Chairman, are independent:

Mr Danny Lim	–	Chairman
Mr Lee Keck Keong	–	Member
Mr Lawrence Ng	–	Member

CORPORATE GOVERNANCE REPORT

The NC, which has written terms of reference, is responsible for making recommendations to the Board on all board appointments and re-appointments. The key terms of reference of the NC include the following:

- review the size, structure and composition of the Board;
- identify, review and recommend candidates to the Board including the appointment of alternate directors, if any, board committee, CEO, deputy CEO, Chief Financial Officer (“CFO”) and chief risk officer;
- recommend to the Board re-nominations of existing directors for re-election in accordance with the Company’s Constitution, taking into account the Director’s competencies, commitment, contribution and performance;
- establish a process for the selection, appointment and re-appointment of Directors;
- review and approve any new employment of employees related to the Directors, substantial shareholders of the Company or related persons, including the proposed terms of such employment;
- undertake board succession plans for Directors, in particular, the Chairman and the CEO;
- determine annually whether or not a Director is independent;
- in respect of a Director who has multiple board representations on various companies, if any, to review and decide whether or not such Director is able to and has been adequately carrying out his duties as a Director, having regard to the competing time commitments that are faced by the director when serving on multiple boards and discharging his duties towards other principal commitments;
- review training and professional development programs for the Board;
- make recommendation to the Board in determining the maximum number of listed company board representations which any Director may hold, and disclose this in the Company’s annual report;
- decide whether or not a Director is able to and has been adequately carrying out his/her duties as a director;
- develop a process for evaluating the performance of the Board, its board committees and Directors by setting objective performance criteria for the Board and implementing such process for assessing the effectiveness of the Board as a whole and assessing the contribution of each individual directors to the effectiveness of the Board; and
- ensure complete disclosure of key information of Directors in the Company’s annual report as required under the Code, as amended from time to time.

Directors’ independence review

The NC reviews the independence of each Director annually, and as and when circumstances require.

Annually, each Independent Director is required to complete a Director’s Independence Checklist (the “Checklist”) to confirm his/her independence. The Checklist is drawn up based on the guidelines provided in the Code. Thereafter, the NC reviews the Checklist completed by each Independent Director, assesses the independence of the Independent Directors and recommends its assessment to the Board.

The NC has reviewed, determined and confirmed the independence of the Independent Directors. The Board, after taking into account the views of the NC, determined that Mr Yip Wah Pung, Mr Danny Lim and Mr Lawrence Ng are independent.

Directors’ time commitments and multiple directorships

The NC has adopted internal guidelines addressing competing time commitments that are faced when Directors serve on multiple boards. The guidelines provide that, as a general rule, each Director should hold no more than five listed company board representations.

CORPORATE GOVERNANCE REPORT

The NC determines annually whether a Director with multiple board representations and/or other principal commitments is able to and has been adequately carrying out his/her duties as a Director of the Company. The NC takes into account the respective Directors' actual conduct on the Board, in making this determination.

None of the Directors, save for Danny Lim, has multiple listed company board representation. Danny Lim is an independent director of Tee Land Limited, a company listed on the Main Board of SGX-ST, and China Star Food Group Limited, a company listed on the Catalyst Board of the SGX-ST. The NC has reviewed and considered Mr Danny Lim's directorship in these other listed companies, as well as all Directors' other principal commitments, and is satisfied that the Directors have been able to devote sufficient time and attention to the affairs of the Group to adequately discharge their duties as Directors of the Company. The NC is of the view that each Director's directorships is in line with the Company's guideline of a maximum of five listed company board representations and that each Director has discharged his/her duties adequately.

Process for selection, and appointment of new Directors

The NC has in place formal, written procedures for making recommendations to the Board on the selection and appointment of Directors. Such procedures would be activated when a vacancy on the Board arises or when the Board is considering making a new Board appointment either to enhance the core competency of the Board or for purpose of progressive renewal of the Board.

In identifying suitable candidates, the NC may:

1. Advertise or use the services of external advisers to facilitate a search.
2. Approach alternative sources such as the Singapore Institute of Directors.
3. Consider candidates from a wide range of backgrounds from internal or external sources.

After short listing the candidates, the NC shall:

- (a) consider and interview all candidates on merit against objective criteria, taking into consideration that appointees have enough time available to devote himself or herself to the position; and
- (b) evaluate and agree to a preferred candidate for recommendation to and appointment by the Board.

Process for re-appointment of Directors

The NC is responsible for re-appointment of Directors. In its deliberations on the re-appointment of existing Directors, the NC takes into consideration the Director's contribution and performance.

All Directors submit themselves for re-nomination and re-appointment at regular intervals of at least once every three years. Regulation 104 of the Company's Constitution provides that one-third of the Directors (or, if their number is not a multiple of three, the number nearest to but not greater than one-third) shall retire from office by rotation and be eligible for re-election at the Company's annual general meeting ("AGM"). Pursuant to the one-third rotation rule, Mr Yip Wah Pung, Mr Ang Beng Teck and Mr Lee Keck Keong shall retire at the Company's forthcoming AGM and shall be eligible for re-election.

Mr Ang Beng Teck has informed the Board that he will not be seeking for re-election at the forthcoming AGM and accordingly, he will retire from office as a Director of the Company after the conclusion of the AGM.

The NC is satisfied that Mr Yip Wah Pung and Mr Lee Keck Keong, retiring at the forthcoming AGM are properly qualified for re-appointment by virtue of their skills, experience and their contribution of guidance and time and recommended to the Board that the retiring Directors be nominated for re-election.

Mr Lee Keck Keong, is a controlling shareholder of the Company and is deemed interested in 58.47% of the Company's ordinary shares held by Zen UG Pte. Ltd. and Raydion Direct Global Inc. He is also the father of Mr Lee Jun Yih and Mr Lee Jun Linn, who are the Executive Directors in the Company.

Please refer to page 85 for further information.

CORPORATE GOVERNANCE REPORT

Mr Yip Wah Pung does not have any relationships with the Group, its Directors or its shareholders with shareholdings of 10% or more in the voting shares of the Company.

There is no alternate Director on the Board.

Each member of the NC abstains from voting on any resolutions and making any recommendation and or participating in discussion on matters in which he is interested.

Key information on the Director's particulars and backgrounds can be found on pages 13 to 14 of the Annual Report.

Principle 5: Board Performance

A review of the Board's performance is conducted by the NC annually. On the recommendation of the NC, the Board has adopted an internal process for evaluating the effectiveness of the Board as a whole. Each Board member will be required to complete an appraisal form to be returned to the NC Chairman for evaluation. Based on the evaluation results, the NC Chairman will present his recommendations to the Board. The key objective of the evaluation exercise is to obtain constructive feedback from the Directors to continually improve the Board's performance.

In evaluating the Board's performance, the NC considers a set of quantitative and qualitative performance criteria that has been approved by the Board. The performance criteria for the Board evaluation are in relation to:

- a. Board structure
- b. Board process and accountability
- c. Access to information
- d. Performance monitoring
- e. Risk management and internal control
- f. Compensation
- g. Communication with shareholders

The individual Director's performance criteria is in relation to the Director's:

- a. Duties including attendance at board meetings, meeting preparation, participation in related activities
- b. Interactive skill
- c. Contribution of knowledge such as industry or professional expertise, specialist or functional contribution

The NC was of the view that given the cohesiveness of the Board members and that at least two or all Independent Directors sit in the various board committees, there would not be any value add in having a separate evaluation of the board committees.

The Board has not engaged any external consultant to conduct an assessment of the performance of the Board and each individual Director. Where relevant, the NC will consider such an engagement.

The NC has assessed the performance of the Board and each individual Director for FY2016, and is of the view that the performance of the Board as a whole and each individual Director was satisfactory.

CORPORATE GOVERNANCE REPORT

Principle 6: Access to Information

Complete, adequate and timely information

Management recognises the importance of ensuring the flow of complete, adequate and timely information to the Directors on an ongoing basis to enable them to make informed decisions to discharge their duties and responsibilities. To allow Directors sufficient time to prepare for the meetings, all Board and board committee papers are distributed to the Directors at least 5 days in advance of the meetings. Any additional material or information requested by the Directors is promptly furnished.

Management's proposals to the Board for approval provide background and explanatory information such as facts, resources needed, risk analysis and mitigation strategies, financial impact, regulatory implications, expected outcomes, conclusions and recommendations. Employees who can provide additional insight into matters to be discussed will be present at the relevant time during the Board and board committee meetings. In order to keep the Directors abreast of the Group's operations, the Directors are also updated on initiatives and developments on the Group's business as soon as practicable and/or possible and on an on-going basis.

To facilitate direct access to management, the Directors are also provided with the names and contact details of the management team.

Company Secretary

The Directors have separate and independent access to the Company Secretary. The Company Secretary is responsible for, among other things, ensuring that the Board's procedures are observed and the Company's Constitution, relevant rules and regulations, including requirements of the Securities and Futures Act, Companies Act and Catalist Rules, are complied with. The Company Secretary also assists the Chairman and the Board in implementing and strengthening corporate governance practices and processes, with a view to enhancing long-term shareholder value, as well as assisting the Chairman in ensuring good information flows within the Board and its board committees and between management and the Non-Executive and Independent Directors.

The Company Secretary attends and prepares minutes for all Board and board committee meetings. As secretary for all board committees, the Company Secretary assists in ensuring coordination and liaison between the Board, the board committees and management. The Company Secretary assists the Chairman of the Board, the Chairman of board committees and management in the development of the agendas for the various Board and board committee meetings.

The appointment and the removal of the Company Secretary are subject to the Board's approval.

Independent professional advice

The Board has a process for Directors, either individually or as a group, in the furtherance of their duties, to take independent professional advice, if necessary, at the Group's expense.

REMUNERATION MATTERS

Principle 7: Procedures for Developing Remuneration Policies

The RC consists of two (2) Independent Non-Executive Directors and one (1) Non-Executive Director, the majority of whom, including the NC Chairman, are independent:

Mr Lawrence Ng	–	Chairman
Mr Lee Keck Keong	–	Member
Mr Yip Wah Pung	–	Member

The RC is responsible for ensuring a formal and transparent procedure for developing policies on executive remuneration, and for fixing the remuneration packages of individual Directors and key management personnel.

CORPORATE GOVERNANCE REPORT

The members of the RC carried out their duties in accordance with the terms of reference which include the following:

- recommend to the Board a general framework of remuneration for the Board and key management personnel;
- review and recommend to the Board the specific packages for each Director as well as key management personnel;
- review annually the remuneration packages (including remuneration, bonuses, pay increases or promotions) of the employees of the Group who are immediate family members of or related to a Director or CEO or substantial shareholders of the Company so as to ensure that their remuneration packages are in line with the Group's staff remuneration guidelines and commensurate with their respective job scopes and level of responsibilities;
- review all aspects of remuneration of the Board and key management personnel including but not limited to director's fees, salaries, allowances, bonuses, options, share-based incentives and awards, and benefits in kind;
- in seeking expert advice in/or outside the Company on Director's remuneration, the RC shall ensure that existing relationships, if any, between the Company and its appointed remuneration consultants will not affect the independence and objectivity of the remuneration consultants; and
- in reviewing and making recommendations for remuneration for the Board and key management personnel, the RC shall consider:
 - level and structure of remuneration should be aligned with the long-term interest and risk policies of the Company, and should be appropriate to attract, retain and motivate (a) the directors to provide good stewardship of the Company, and (b) key management personnel to successfully manage the Company.
 - the use of long-term incentive schemes for Executive Directors and key management personnel.
 - that the remuneration of Non-executive Directors should be appropriate to the level of contribution, taking into account factors such as effort and time spent, and responsibilities of the Directors. Non-Executive Directors should not be overcompensated to the extent that their independence may be compromised. The RC should also consider implementing schemes to encourage Non-Executive Directors to hold shares in the Company so as to better align the interests of such Non-Executive Directors with the interests of shareholders.
 - the use of contractual provisions to allow the Company to reclaim incentive components of remuneration from Executive Directors and key management personnel in exceptional circumstances of misstatement of financial results, or of misconduct resulting in financial loss to the Company.
 - the Company's obligations arising in the event of termination of the Executive Directors and key management personnel's contracts of service, to ensure that such contracts of service contain fair and reasonable termination clauses which are not overly generous. The Company should aim to be fair and avoid rewarding poor performance.

The Company had adopted a share option scheme known as the Unigloves Employee Share Option Scheme (the "Unigloves ESOS") and a share scheme known as the Unigloves Performance Share Plan (the "Unigloves PSP"). The RC's duties also include the administration of the Unigloves ESOS and Unigloves PSP.

The aggregate number of Shares to be issued pursuant to the Unigloves ESOS, when aggregated to the aggregate number of shares issued and issuable or transferred and to be transferred in respect of all options or awards under any other share option schemes or share schemes, shall not exceed fifteen percent (15%) of the total number of issued shares (excluding treasury shares), on the day immediately preceding the date on which an offer to grant an option is made.

On 28 August 2015, the Company granted to the employees 1,570,000 share options pursuant to the Unigloves ESOS which are vested equally over three (3) years, first year of vesting being after two (2) years from the date of grant. As at 30 June 2016, the share options are outstanding and have not been exercised.

The exercise price of the options granted was S\$0.1816 for each share, being a discount of 20% to the average of the last dealt prices of the Company's shares on the SGX-ST over the five (5) consecutive trading days immediately preceding the date of grant of options. The exercise price was at a discount to the market price of the shares on the date of grant, being S\$0.23 per share.

CORPORATE GOVERNANCE REPORT

The aggregate number of Shares to be issued pursuant to the awards granted under the Unigloves PSP, when aggregated with the aggregate number of shares over which options are granted under any other share option schemes, shall not exceed fifteen percent (15%) of the total number of issued shares (excluding treasury shares) from time to time. During FY2016, there were no awards granted pursuant to the Unigloves PSP.

The RC from time to time and where necessary will seek advice from the external remuneration consultant in framing the remuneration policy and determining the level and mix of remuneration for Directors and key management personnel. The Board has not engaged any external remuneration consultant to advise on remuneration matters for FY2016.

None of the members of the RC or any Director is involved in deliberations in respect of any remuneration, compensation or any form of benefits to be granted to him/her.

Principle 8: Level and Mix of Remuneration

Principle 9: Disclosure of Remuneration

As part of its review, the RC ensures that the Directors and key management personnel are adequately but not excessively remunerated as compared to industry benchmarks and other comparable companies. The RC also takes into consideration the Group's relative performance and the performance of individual Directors and key management personnel. The Executive Directors are paid a basic salary and is entitled to a discretionary bonus.

Key management personnel are paid basic salary and variable bonus. The variable bonus varies according to the Group's performance objectives. The allocation will also be based on the individual performance and their contributions towards the Group's performance.

The RC also ensures that the remuneration of the Non-Executive Directors are appropriate to their level of contribution taking into account factors such as efforts and time spent, and their responsibilities. Non-Executive Directors receive a basic fee for their services. The RC ensures that the Non-Executive Directors should not be over-compensated to the extent that their independence may be compromised.

All revisions to the remuneration packages for the Directors and key management personnel are subject to the review by and approval of the RC and the Board. Directors' fees are further subject to the approval of the shareholders at the AGM.

The Company has entered into separate service agreement ("Service Agreement") with the Executive Directors, Mr Ang Beng Teck, Mr Wong See Keong, Mr Lee Jun Yih and Mr Lee Jun Linn respectively for an initial period of three (3) years from 8 December 2014. The Service Agreements are renewable thereafter unless otherwise terminated by either party giving not less than six (6) months' notice in writing to the other.

Pursuant to the terms of the Service Agreements, the Executive Directors are also entitled to a discretionary bonus to be recommended and determined by the RC. The compensation package, including changes to annual salary and/or the inclusion of suitable profit sharing terms, may be adjusted as the RC may, determine from time to time.

The Company has also entered into separate employment contracts with the Executive Officers which provides for remuneration payable to them, annual leave entitlement and termination arrangements.

The Company believes in aligning its level and structure of remuneration with the interests of shareholders to promote the long-term success of the Company. To initiate this, the Unigloves ESOS and Unigloves PSP have been adopted to link rewards to eligible employees including Executive Directors, Non-Executive Directors, key management personnel and other employees based on corporate and individual performance and align their interests with those of shareholders.

Typically the total remuneration mix available comprises annual fixed salary in cash, annual performance-related variable bonus in cash, and the Unigloves ESOS and Unigloves PSP where appropriate.

The Company did not engage the services of any remuneration experts to advise on remuneration matters for FY2016.

Having reviewed and considered the variable components of the remuneration packages for the Directors and key management personnel, which are moderate, the RC is of the view that there is no need to institute contractual provisions to allow the Company to reclaim incentive components in exceptional circumstances of misstatement of financial results, or misconduct resulting in financial loss or fraud by key management personnel.

CORPORATE GOVERNANCE REPORT

Guideline 9.2 of the Code recommends that companies fully disclose the name and remuneration of each Director and the CEO. For confidentiality reasons, the Board has reviewed and decided to deviate from complying with the above recommendation and has provided below a breakdown, showing the level and mix of remuneration of each Director and the CEO in bands of S\$250,000 for FY2016:

Remuneration Band and Name of Director	Salary %	Bonus %	Fees %	Other Benefits %	Total %
Up to S\$250,000					
Mr Ang Beng Teck ⁽¹⁾	30	33	26	11	100
Mr Wong See Keong	62	26	–	12	100
Mr Lee Jun Yih	92	8	–	–	100
Mr Lee Jun Linn	92	8	–	–	100
Mr Lee Keck Keong	–	–	100	–	100
Mr Yip Wah Pung	–	–	100	–	100
Mr Danny Lim	–	–	100	–	100
Mr Lawrence Ng	–	–	100	–	100

The table below provides a breakdown, showing the level and mix of remuneration of each of the top three (3) key management personnel (who are not Directors or the CEO) for FY2016:

Remuneration Band and Name of Key Executive	Salary	Bonus	Fees	Other Benefits	Total
	%	%	%	%	%
Up to S\$250,000					
Wong Pek Wee	63	25	–	12	100
Terence Yap Seng Keong	82	5	–	13	100
S\$100,000 to below S\$150,000					
Ang Beng Chee ⁽²⁾	59	34	–	7	100

Notes:

- (1) Mr Ang Beng Teck is an Executive Director and CEO
 (2) Mr Ang Beng Chee is the brother of Mr Ang Beng Teck, the CEO of the Company.

The Company has only three (3) key management personnel.

	S\$
Aggregate of the total remuneration paid or payable to the top three key management personnel (who are not Directors or the CEO)	291,248

Save for Mr Ang Beng Chee who is the brother of the CEO as shown above, there is no employee who is an immediate family member of a Director or the CEO whose remuneration exceeded S\$50,000 in FY2016.

Further information on Directors and key management personnel are on pages 13 to 15 of this Annual Report.

There are no termination, retirement and post-employment benefits that may be granted to the Directors, the CEO or the key management personnel.

CORPORATE GOVERNANCE REPORT

ACCOUNTABILITY AND AUDIT

Principle 10: Accountability

The Board is accountable to shareholders and ensures that all material information is fully disclosed in a timely manner to shareholders in compliance with statutory and regulatory requirements. The Board strives to provide its shareholders a balanced and understandable assessment of the Group's performance, position and prospects.

The Board takes steps to ensure compliance with legislative and regulatory requirements, including requirements under the Catalist Rules, where appropriate. The Independent Directors in consultation with management will request for management's consideration for the establishment of written policies for any particular matter that is deemed to be essential to form part of management control.

Management provides appropriately detailed management accounts of the Group's performance on a half-yearly basis to the Board to enable the Board to make a balanced and informed assessment of the Group's performance, position and prospects. As and when circumstances arise, the Board can request management to provide any necessary explanation and/or information on the management accounts of the Group.

For the financial year under review, the CEO and CFO have provided assurance to the Board on the integrity of the financial statements of the Group.

Principle 11: Risk Management and Internal Controls

The Board, with the assistance from the AC, is responsible for the governance of risk by ensuring that management maintains a sound system of risk management and internal controls to safeguard shareholders' interests and the Group's assets and determines the nature and extent of the significant risks which the Board is willing to take in achieving its strategic objectives.

The AC is responsible for making the necessary recommendations to the Board such that an opinion regarding the adequacy and effectiveness of the risk management and internal control systems of the Group can be made by the Board in the annual report of the Company according to the requirements of the Catalist Rules and the Code.

The Company has engaged an independent accounting firm, IA Essential Sdn Bhd, Malaysia, as its internal auditors ("internal auditors"). The Internal Auditors have presented their internal audit plan to the AC and the Board during FY2016 to assist the AC and the Board in their review of the Group's risk management and internal control systems focusing on financial, operational, compliance and information technology controls.

Management regularly reviews the Group's business and operational activities in respect of the key risk control areas including financial, operational, compliance and information technology controls and continues to apply appropriate measures to control and mitigate these risks. All significant matters are highlighted to the AC and the Board for further discussion. The AC and the Board also work with the internal auditors, external auditors and management on their recommendations to institute and execute relevant controls with a view to managing such risks.

With assistance from the internal auditors, key risk areas which have been identified are analysed, monitored and reported. In this connection, the Group has conducted risk assessment and has established the risk reporting dashboard with a view to develop a detailed risk register to ensure that the Group's risk management and internal control systems are adequate and effective.

Assurance from the CEO and the CFO

The Board has received written assurance from the CEO and the CFO that:

- (a) The financial records of the Group have been properly maintained and the financial statements for FY2016 give a true and fair view of the Group's operations and finances; and
- (b) The system of risk management and internal controls in place within the Group is adequate and effective in addressing the material risks in the Group in its current business environment including material financial, operational, compliance and information technology risks.

The CEO and the CFO have obtained similar assurance from the business and corporate executive heads in the Group.

CORPORATE GOVERNANCE REPORT

Opinion on the adequacy and effectiveness of the risk management and internal control systems

The AC sought the views of the external auditors in making assessment of the internal controls over financial reporting matters. In addition, based on the internal controls established and maintained by the Group, the work performed by the internal auditors, as well as the assurance received from the CEO and the CFO, the Board with the concurrence of the AC, is of the opinion that the Group's internal control systems, addressing financial, operational, compliance, information technology risks, and risk management systems were adequate and effective as at 30 June 2016.

The Board notes that the system of risk management and internal controls established by the Group provides reasonable, but not absolute, assurance that the Group will not be adversely affected by any event that can be reasonably foreseen. Furthermore, the Board also acknowledges that no system of risk management and internal controls can provide absolute assurance in this regard, or absolute assurance against the occurrence of material errors, poor judgement in decision making, human errors, losses, fraud or other irregularities.

Principle 12: Audit Committee

The AC consists of four members, three of whom are Independent Non-Executive Directors, including the AC Chairman:

Mr Yip Wah Pung	–	Chairman
Mr Danny Lim	–	Member
Mr Lawrence Ng	–	Member
Mr Lee Keck Keong	–	Member

The members of the AC carried out their duties in accordance with the terms of reference which include the following:

- review the significant financial reporting issues and judgements so as to ensure the integrity of the financial statements of the company and any announcements relating to the Company's financial performance;
- review and report to the Board annually and effectiveness of the Company's internal controls, including financial, operational, compliance and information technology controls;
- review the external auditor's audit plan and results of the external audit, including the evaluation of the system of internal accounting controls and its cost effectiveness, and the review of the extent of non-audit services provided by the external auditors;
- review the external auditors' reports;
- review the scope and results of the internal audit procedures and the internal auditor's evaluation of the adequacy of our internal control and accounting system;
- review the interim and annual financial statements and results announcements before submission to the Board for approval, focusing in particular, on changes in accounting policies and practices, major financial risk areas, significant adjustments resulting from the audit, compliance with financial reporting standards as well as compliance with the Catalist Rules and any other statutory/regulatory requirements;
- ensure co-ordination between the internal and external auditors and the management, including considering the level of assistance given by the management to the auditors, and discuss problems and concerns, if any, arising from the interim and final audits, and any matters which the auditors may wish to discuss (in the absence of the management where necessary);
- review the scope and results of the external audit, and the independence and objectivity of the external auditors;
- review and discuss with the external auditors any suspected fraud or irregularity, or suspected infringement of any relevant laws, rules or regulations, which has or is likely to have a material impact on the Group's operating results or financial position, and our management's response;
- make recommendations to the Board on the proposals to the shareholders on the appointment, reappointment and removal of the external auditors, and approving the remuneration and terms of engagement of the external auditors;

CORPORATE GOVERNANCE REPORT

- review significant financial reporting issues and judgments with the CFO and the external auditors so as to ensure the integrity of the Company's financial statements and any formal announcements relating to the Group's financial performance before submission to the Board;
- review the adequacy and effectiveness the Group's internal controls systems with the CFO and the internal and external auditors including financial, operational, compliance, information technology controls and risk management system and report to the Board at least annually;
- review interested person transactions and monitor the procedures established to regulate interested person transactions to ensure compliance with the Group's internal control system and the relevant provisions of the Catalist Rules as well as to ensure that proper measures to mitigate such conflicts of interests have been put in place;
- review the independence of the external auditors and recommend their appointment or re-appointment, remuneration and terms of engagement;
- review and approve all hedging policies and instruments implemented by the Group;
- undertake such other reviews and projects as may be requested by the Board and report to the Board its findings from time to time on matters arising and requiring the attention of the AC;
- review arrangements by which an employee may, in confidence, raise concerns about possible improprieties in matters of financial reporting and to ensure that arrangements are in place for the independent investigations of such matter and for appropriate follow-up; and
- undertake generally such other functions and duties as may be required by statute or the Catalist Rules, as amended, modified or supplemented from time to time.

Apart from the above, the AC shall:

- commission and review the findings of internal investigations into matters where there is any suspected fraud or irregularity, or failure of internal controls or suspected infringement of any Singapore law, rule or regulation which has or is likely to have a material impact on the Group's operating results and/or financial position; and
- commission an annual internal controls audit until such time it is satisfied that the internal controls of the Group are sufficiently robust and effective in mitigating any key internal control weaknesses the Group may have. Prior to decommissioning such an internal controls audit, the Board shall report to the Sponsor and the SGX-ST (if necessary) on the basis to decide to decommission the annual internal controls audit, as well as the measures taken to rectify key weaknesses in and/or strengthen the internal controls of the Group. Thereafter, the AC shall commission such audits as and when it deems fit for the purposes of satisfying itself that the internal controls of the Group have remained robust and effective. Upon the completion of an internal controls audit, the Board shall make the appropriate disclosure via the SGXNET of any weaknesses in the Group's internal controls which may be material or of a price-sensitive nature, as well as any follow-up actions to be taken by the Board.

The AC has explicit authority to investigate any matter within its term of reference and is authorised to obtain independent professional advice. It has full access to and co-operation of management and reasonable resources to enable it to discharge its duties properly. It also has full discretion to invite any Director or executive officer to attend its meetings.

Summary of the AC's activities

The AC met three times during FY2016. Details of members and their attendance at meetings are provided in page 18 of the Annual Report. The CFO, Company Secretary and external auditors are invited to these meetings. Other members of management are also invited to attend, as appropriate, to present reports.

During the financial year, the AC had one meeting with the internal auditors and external auditors separately, without the presence of management. These meetings enable the internal auditors and external auditors to raise issues encountered in the course of their work directly to the AC.

The AC received updates from the external auditors during the AC meetings on changes and amendments to the Companies Act and accounting standards to enable the members of AC to keep abreast of such changes, and issues which have a direct impact on financial statements.

CORPORATE GOVERNANCE REPORT

The AC met at physical meetings or through telephone conference to review the half-year and full year results announcements, material announcements and all related disclosures to the shareholders before submission to the Board for approval. In the process, the AC reviewed the audit plan and audit committee report presented by the external auditors.

In the review of financial statements for FY2016, the AC discussed with management, the CFO and the external auditors the significant accounting policies, judgements and estimates applied by management in preparing the annual financial statements. The AC focused particularly on:

- Significant adjustments resulting from the audit;
- The appropriateness of the going concern assumption in the preparation of the financial statements; and
- Significant deficiencies in internal controls over financial reporting matters that came to the external auditors' attention during their audit together with their recommendations.

Following the review and discussions, the AC then recommended to the Board for approval of the audited annual financial statements.

External audit processes

The AC manages the relationship with the Group's external auditors, on behalf of the Board. The AC is of the view that the external auditors, Mazars LLP demonstrated appropriate qualifications and expertise and is also independent of the Company. It is also satisfied with the adequacy of the scope and quality of the external audits being conducted by Mazars LLP. Therefore, the AC recommended to the Board that Mazars LLP be re-appointed as the external auditors. The Board accepted this recommendation and has proposed a resolution to shareholders for the re-appointment of Mazars LLP at the forthcoming AGM.

The AC undertook a review of the non-audit services provided by the external auditors and is satisfied that the nature and extent of such services would not prejudice the independence of the external auditors, and has recommended the re-appointment of the external auditors at the forthcoming AGM.

The aggregate amount of audit and non-audit fees paid or payable to the external auditors for FY2016 are S\$179,000 for audit fees and S\$21,000 for non-audit fees relating to the provision of tax compliance services, respectively. The Company has complied with Rule 712 and Rule 715 of the Catalist Rules in the appointment of its auditor.

Internal audit

During FY2016, the AC has reviewed and assessed the adequacy of the Group's system of internal controls and regulatory compliance through discussion with management, internal auditors and external auditors.

The AC considered and reviewed with the management and the internal auditors on the following:

- Internal audit plans to ensure that the plans covered sufficiently a review of the internal controls of the Group; and
- Significant internal audit observations and the management's response thereto.

The AC has reviewed the adequacy and effectiveness of the internal audit function.

Interested person transactions

The AC reviewed the Group's interested person transactions to ensure that the transactions were carried out on normal commercial terms and were not prejudicial to the interests of the Company or its minority shareholders. On a half-yearly basis, management reports to the AC the interested person transactions.

There were no interested person transactions during the financial year under review.

The AC is satisfied that the internal controls over the identification, evaluation, review, approval and reporting of interested person transactions were effective.

CORPORATE GOVERNANCE REPORT

Whistle blowing

The Company has adopted a Whistle-Blowing Policy to provide a channel for employees of the Group to report in good faith and in confidence their concerns about possible improprieties in matters of financial reporting or other matters. The AC exercises the overseeing function over the administration of the Whistle-Blowing Policy. The Whistle-Blowing Policy provides for procedures to validate concerns and for investigations to be carried out independently. The Whistle-Blowing Policy has been circulated to all employees and has been published on the Company's website for the purposes of the external parties such as customers, suppliers, and other stakeholders.

Principle 13: Internal Audit

The AC approves the appointment, removal, evaluation and compensation of internal auditors. The internal audit function of the Group is outsourced to IA Essential Sdn Bhd, Malaysia. The internal auditors' primary line of reporting is the AC Chairman. Administratively, the internal auditors report to the CEO. The selection of the internal auditors, its fee proposal and the internal audit proposal were reviewed and approved by the AC. The internal auditors carry out their function in accordance to the standards set by the International Standards for the Professional Practice of Internal Auditing set by the Institute of Internal Auditors.

The primary purpose of the internal audit function is to assist the Board and management to meet the strategic and operational objectives of the Group, by providing an independent and objective evaluation of the adequacy and effectiveness of risk management, controls and governance processes. The internal audit approach focuses on key financial, operational, compliance, information technology risks and risk management system. The internal audit plan is established in consultation with, but independent of, management. The internal audit plan is reviewed and approved by the AC. All internal audit findings, recommendations and status of remediation, are circulated to the AC, the CEO, the external auditors and relevant management.

The AC will ensure that management provides good support to the internal auditors and provides them with access to documents, records, properties and personnel when requested in order for the internal auditors to carry out their function accordingly. The AC will meet with the internal auditors once a year, without the presence of management.

The AC, together with the Board have reviewed the effectiveness of the actions taken by management on the recommendations made by the internal auditors. The Board and the AC have outsourced its internal audit function to IA Essential Sdn Bhd, Malaysia and are of the view that the internal audit function is adequately resourced and has the appropriate standing within the Group.

SHAREHOLDERS' RIGHTS AND RESPONSIBILITIES

Principle 14: Shareholders' Rights

The Group recognises the importance of maintaining transparency and accountability to its shareholders. The Board ensures that all the Company's shareholders are treated equitably and the rights of all investors, including minority shareholders are protected.

The Group is committed to providing shareholders with adequate, timely and sufficient information pertaining to changes in the Group's business which could have a material impact on the Company's share price.

The Group strongly encourages shareholder participation during the AGM which will be held in Singapore. Shareholders are able to proactively engage the Board and management on the Group's business activities, financial performance and other business related matters.

Principle 15: Communication with Shareholders

Disclosure of information on a timely basis

The Group is committed to maintaining high standards of corporate disclosure and transparency. The Group values dialogue sessions with its shareholders. The Group believes in regular, effective and fair communication with shareholders and is committed to hearing shareholders' views and addressing their concerns.

CORPORATE GOVERNANCE REPORT

Material information is disclosed in a comprehensive, accurate and timely manner via SGXNET, press release and corporate website. To ensure a level playing field and to provide confidence to shareholders, unpublished price sensitive information is not selectively disclosed. In the event that unpublished material information is inadvertently disclosed to any selected group in the course of the Group's interactions with the investing community, a media release or announcement will be released to the public via SGXNET as soon as practicable.

The Group's corporate website is the key resource of information for shareholders. In addition to the half-yearly and full year financial results materials, it contains a wealth of investor related information on the Group, including annual reports, shares and dividend information and factsheets.

Interaction with shareholders

The Company has appointed an external investor relations firm to facilitate the communication with all stakeholders (shareholders, analysts and media) on a regular basis, to attend to their queries or concerns as well as to keep the investors apprised of the Group's corporate developments and financial performance. To enable shareholders to contact the Company easily, the contact details of the investor relations function are set out on Corporate Information page of this Annual Report. The Company has procedures in place with regard to responding to investors' queries.

Dividend policy

In the Company's Offer Document dated 28 November 2014 (the "Offer Document"), the Company stated that it does not have a fixed dividend policy. However, it is also disclosed in the Offer Document that the Board intends to recommend and distribute dividends of at least 20% of the Group's net profit after tax for each financial year commencing from the financial year ending 30 June 2016. The form, frequency and amount of future dividends that the Board may recommend or declare in respect of any particular year or period, will be subject to the factors outlined below as well as other factors deemed relevant by the Board:

- The Group's financial position, results of operations and cash flow;
- The ability of the Group's subsidiaries to make dividend payment to the Company;
- The Group's expected working capital requirement to support the Group's future growth;
- The Group's ability to successfully implement the Group's future plan and business strategy;
- The passage of new laws, adoption of new regulations or changes to, or in the interpretation or implementation of, existing laws and regulations governing the Group's operations;
- General economic conditions and other factors specific to the Group's industry or specific projects; and
- Any other factors deemed relevant by the Board at the material time.

The Board has proposed a first and final dividend, one tier tax-exempt, of S\$0.00587 per share, amounting in aggregate to approximately 20% of net profit after tax for FY2016, which is subject to shareholders' approval at the forthcoming AGM.

Principle 16: Conduct of Shareholders Meetings

The Group supports and encourages active shareholders' participation at general meetings. The Board believes that general meetings serve as an opportune forum for shareholders to meet the Board and key management personnel, and to interact with them. Information on general meetings is disseminated through notices in the annual reports or circulars sent to all shareholders. The notices are also released via SGXNET and published in local newspapers, as well as posted on the Company's website.

The Company's Constitution allows all shareholders to appoint proxies to attend general meetings and vote on their behalf. As the authentication of shareholder identity information and other related security issues still remain a concern, the Group has decided, for the time being, not to implement voting in absentia by mail, email or fax.

CORPORATE GOVERNANCE REPORT

Separate resolutions on each distinct issue are tabled at general meetings and explanatory notes are set out in the notices of general meetings where appropriate. All Directors including Chairman of the Board and the respective Chairman of the AC, NC and RC, management, and the external auditors will be in attendance at general meetings to address any queries of the shareholders.

The Company will record the minutes of general meetings that include relevant and substantial comments from shareholders relating to the agenda of the meetings and responses from management. Such minutes will be available to shareholders upon their request.

The Company will put all resolutions to vote by poll and make an announcement of the detailed results showing the number of votes cast for and against each resolution and the respective percentages for general meetings.

Dealing in Securities

The Group has adopted an internal compliance code to provide guidance to its Directors and all employees of the Group with regard to dealings in the Company's securities. The code prohibits dealing in the Company's securities by the Directors and employees of the Group while in possession of unpublished price sensitive information. Directors and employees are not allowed to deal in the Company's securities on short-term considerations and during the one month before the announcement of the Company's half-year and full year financial results. The Directors and employees are also required to adhere to the provisions of the Securities and Futures Act, Companies Act, the Catalist Rules and any other relevant regulations with regard to their securities transactions. They are also expected to observe insider trading laws at all times even when dealing in securities within the permitted trading period.

Material Contracts

There are no material contracts of the Company or its subsidiaries involving the interest of the CEO, any Director or controlling shareholder either still subsisting as at 30 June 2016 or if not then subsisting, entered into since the end of the previous financial year:

Non-Sponsor Fees

In compliance with Rule 1204(21) of the Catalist Rules, there were no non-sponsor fees paid to the Company's sponsor, SAC Capital Private Limited during the financial year under review.

Interested Person Transactions

The Company confirms that there were no interested person transactions during the financial year under review.

The Group does not have a general mandate from shareholders for IPTs pursuant to Rule 920 of the Catalist Rules.

DIRECTORS' STATEMENT

The directors of the Company present their statement to the members together with the audited financial statements of the Group for the financial year ended 30 June 2016 and the statement of financial position and statement of changes in equity of the Company as at 30 June 2016.

1. Opinion of the directors

In the opinion of the directors,

- (i) the consolidated financial statements of the Group and the statement of financial position and statement of changes in equity of the Company are drawn up so as to give a true and fair view of the financial position of the Group and of the Company as at 30 June 2016 and the financial performance, changes in equity and cash flows of the Group and changes in equity of the Company for the financial year ended on that date; and
- (ii) at the date of this statement there are reasonable grounds to believe that the Company will be able to pay its debts as and when they fall due.

2. Directors

The directors of the Company in office at the date of this statement are:

Ang Beng Teck
Lee Keck Keong
Lee Jun Yih
Lee Jun Linn
Wong See Keong
Yip Wah Pung
Lim Teck Chai, Danny
Ng Lip Chi, Lawrence

3. Arrangements to enable directors to acquire shares or debentures

Neither at the end of nor at any time during the financial year was the Company a party to any arrangement whose objects were, or one of the object was, to enable the directors of the Company to acquire benefits by means of the acquisition of shares in, or debentures of, the Company or any other body corporate, except as disclosed in paragraphs 4 and 5 below.

4. Directors' interests in shares or debentures

According to the Register of Directors' Shareholdings kept by the Company under Section 164 of the Singapore Companies Act, Cap. 50 (the "Act"), the directors of the Company holding office at the end of the financial year had no interests in the shares or debentures of the Company and its related corporations except as stated below:

Name of directors and respective Companies in which interest is held	Direct interest		Deemed interest	
	At the beginning of the year	At end of the year	At the beginning of the year	At end of the year
The Company (Ordinary shares)				
Lee Keck Keong	–	–	92,443,030	109,943,030
Ang Beng Teck	28,145,710	28,145,710	–	–
Lee Jun Yih	–	–	93,326,030	110,826,030
Lee Jun Linn	–	–	93,131,130	110,631,130
Wong See Keong	9,120,670	9,120,670	–	–

The directors' interests in the shares and options of the Company on 21 July 2016 were the same as at 30 June 2016.

DIRECTORS' STATEMENT

5. Share options

On 28 August 2015 (the "Date of Grant"), share options were granted to management and confirmed employees under the Unigloves Employee Share Option Scheme (the "Scheme"). Options were granted at the exercise price of S\$0.1816 per share. The Scheme is administered by the Remuneration Committee which comprises the following directors:

Ng Lip Chi, Lawrence (Chairman)
Lee Keck Keong
Yip Wah Pung

The options are vested equally over three (3) years. The participants are entitled to exercise the options at first year of vesting being after two (2) years from the date of grant. In all other cases, an option will be forfeited in the event that the option not exercised within 10 years from the date of grant.

Details of the options to subscribe for ordinary shares of the Company pursuant to the Scheme are as follows:

<u>Date of grant</u>	<u>Expiry date</u>	<u>Exercise price (S\$)</u>	<u>At 1.7.2015</u>	<u>Granted</u>	<u>Exercised</u>	<u>At 30.6.2016</u>
28.8.2015	27.8.2025	0.1816	–	1,570,000	–	1,570,000

No shares have been issued during the financial year by virtue of the exercise of options to take up unissued shares of the Company or its subsidiaries.

There were no unissued shares under option in the Company or its subsidiaries as at end of the financial year other than those referred to above.

6. Performance Share Plan

There were no awards granted under the performance share plan by the Company or its subsidiaries during the financial year.

There were no shares issued during the financial year by virtue of exercise of awards to take up unissued shares of the Company or its subsidiaries.

There were no unissued shares under the performance share plan in the Company or its subsidiaries as at the end of the financial year.

7. Audit committee

The Audit Committee of the Company comprises four non-executive directors and at the date of this report, they are:

Yip Wah Pung (Chairman)
Lee Keck Keong
Lim Teck Chai, Danny
Ng Lip Chi, Lawrence

The Audit Committee has convened three meetings during the year with key management and the internal and external auditors of the Company.

The Audit Committee carried out its functions in accordance with Section 201B (5) of the Companies Act. In performing those functions, the Audit Committee reviews:

- i. the audit plan and results of the external audit, including the evaluation of internal accounting controls and its cost effectiveness, and the independence and objectivity of the external auditors, including the review of the extent of non-audit services provided by the external auditors to the Group;
- ii. the audit plans of the internal auditors of the Group and their evaluation of the adequacy of the Group's system of internal controls;

DIRECTORS' STATEMENT

7. Audit committee (Continued)

- iii. the Group's interim and annual financial statements and the external auditors' report on the annual financial statements of the Group and of the Company before their submission to the board of directors;
- iv. the half-yearly and annual announcements as well as the related press releases on the results of the Group and financial position of the Group and of the Company;
- v. the adequacy of the Group's risk management processes;
- vi. the Group's compliance with legal requirements and regulations, including the related compliance policies and programmes and reports received from regulators, if any;
- vii. interested person transactions in accordance with SGX listing rules;
- viii. Nomination of external auditors and approval of their compensation; and
- ix. Submission of report of actions and minutes of the audit committee to the board of directors with any recommendations as the audit committee deems appropriate.

The Audit Committee has full access to and has the co-operation of the management and has been given the resources required for it to discharge its function properly. It also has full discretion to invite any director and executive officer to attend its meetings. The external and internal auditors have unrestricted access to the Audit Committee.

The Audit Committee has recommended to the directors the nomination of Mazars LLP for re- appointment as external auditors of the Group at the forthcoming AGM of the Company.

8. Auditors

The auditors, Mazars LLP, have expressed their willingness to accept re-appointment.

On behalf of the directors

Ang Beng Teck
Director

Lee Jun Yih
Director

Singapore
29 September 2016

INDEPENDENT AUDITORS' REPORT

TO THE MEMBERS OF UG HEALTHCARE CORPORATION LIMITED

Report on the Financial Statements

We have audited the accompanying financial statements of UG Healthcare Corporation Limited (the "Company") and its subsidiaries (the "Group") which comprise the statements of financial position of the Group and of the Company as at 30 June 2016, and the consolidated statements of profit or loss and other comprehensive income, changes in equity and cash flows of the Group and the changes in equity of the Company for the financial year then ended, and a summary of significant accounting policies and other explanatory information, as set out on pages 39 to 82.

Management's responsibility for the financial statements

Management is responsible for the preparation of financial statements that give a true and fair view in accordance with the provisions of the Singapore Companies Act, Cap 50 (the "Act") and Singapore Financial Reporting Standards, and for devising and maintaining a system of internal accounting controls sufficient to provide reasonable assurance that assets are safeguarded against loss from unauthorised use or disposition; and transactions are properly authorised and that they are recorded as necessary to permit the preparation of true and fair financial statements and to maintain accountability of assets.

Auditors' Responsibility

Our responsibility is to express an opinion on these financial statements based on our audit. We conducted our audit in accordance with Singapore Standards on Auditing. Those Standards require that we comply with ethical requirements and plan and perform the audit to obtain reasonable assurance about whether the financial statements are free from material misstatement.

An audit involves performing procedures to obtain audit evidence about the amounts and disclosures in the financial statements. The procedures selected depend on the auditors' judgement, including the assessment of the risks of material misstatement of the financial statements, whether due to fraud or error. In making those risk assessments, the auditors consider internal control relevant to the entity's preparation of financial statements that give a true and fair view in order to design audit procedures that are appropriate in the circumstances, but not for the purpose of expressing an opinion on the effectiveness of the entity's internal control. An audit also includes evaluating the appropriateness of accounting policies used and the reasonableness of accounting estimates made by management, as well as evaluating the overall presentation of the financial statements.

We believe that the audit evidence we have obtained is sufficient and appropriate to provide a basis for our audit opinion.

Opinion

In our opinion, the financial statements of the Group and the statement of financial position and statement of changes in equity of the Company are properly drawn up in accordance with the provisions of the Act and Singapore Financial Reporting Standards so as to give a true and fair view of the financial position of the Group and of the Company as at 30 June 2016 and the financial performance, changes in equity and cash flows of the Group and changes in equity of the Company for the financial year ended on that date.

Report on Other Legal and Regulatory Requirement

In our opinion, the accounting and other records required by the Act to be kept by the Company and by those subsidiaries incorporated in Singapore of which we are the auditors, and have been properly kept in accordance with the provisions of the Act.

MAZARS LLP

Public Accountants and
Chartered Accountants
Singapore

29 September 2016

CONSOLIDATED STATEMENT OF PROFIT OR LOSS AND OTHER COMPREHENSIVE INCOME

FOR THE FINANCIAL YEAR ENDED 30 JUNE 2016

	Note	Group	
		2016 \$'000	2015 \$'000
Revenue	5	58,823	55,740
Cost of sales		(46,130)	(44,191)
Gross profit		12,693	11,549
Other items of income			
Other income	6	2,379	1,394
Other items of expense			
Marketing and distribution expenses		(1,334)	(1,332)
Administrative expenses		(6,738)	(6,859)
Other expenses		(46)	(144)
IPO expenses		-	(817)
Finance costs	7	(176)	(347)
Share of profits from associates		691	513
Profit before income tax	8	7,469	3,957
Income tax expense	9	(1,950)	(1,025)
PROFIT FOR THE YEAR		5,519	2,932
Other comprehensive loss:			
Items that may be reclassified subsequently to profit or loss			
Exchange differences on translating foreign operations		(4,278)	(2,471)
Other comprehensive loss for the year, net of tax		(4,278)	(2,471)
TOTAL COMPREHENSIVE INCOME FOR THE YEAR		1,241	461
Profit/(Loss) attributable to:			
Owners of the Company		5,450	3,164
Non-controlling interests		69	(232)
		5,519	2,932
Total comprehensive income attributable to:			
Owners of the Company		1,206	707
Non-controlling interests		35	(246)
		1,241	461
Earnings per share attributable to owners of the Company (cents)			
Basic	10	2.90	1.68
Diluted	10	2.89	1.68

The accompanying notes form an integral part of and should be read in conjunction with these financial statements.

STATEMENTS OF FINANCIAL POSITION

AS AT 30 JUNE 2016

	Note	Group		Company	
		2016 \$'000	2015 \$'000	2016 \$'000	2015 \$'000
ASSETS					
Non-current assets					
Subsidiaries	11	–	–	30,802	30,802
Associates	12	5,288	4,765	–	–
Property, plant and equipment	13	17,078	14,479	–	–
Intangible assets	14	297	326	–	–
Deferred tax assets	15	158	74	–	–
Total non-current assets		22,821	19,644	30,802	30,802
Current assets					
Inventories	16	13,586	10,233	–	–
Amount due from subsidiaries	17	–	–	26,696	921
Trade and other receivables	18	13,651	14,833	9	30
Cash and bank balances	19	5,985	7,101	629	3,549
Total current assets		33,222	32,167	27,334	4,500
Total assets		56,043	51,811	58,136	35,302
EQUITY AND LIABILITIES					
Equity					
Share capital	20	36,243	36,243	36,243	36,243
Reserves	21	(32,607)	(28,363)	–	–
Retained earnings/(Accumulated losses)		34,510	29,060	21,784	(1,076)
Equity attributable to owners of the Company		38,146	36,940	58,027	35,167
Non-controlling interests		198	163	–	–
Total equity		38,344	37,103	58,027	35,167
Non-current liabilities					
Deferred tax liabilities	15	1,269	953	–	–
Bank borrowings	23	3,014	4,078	–	–
Total non-current liabilities		4,283	5,031	–	–
Current liabilities					
Derivative financial instruments	22	143	571	–	–
Bank borrowings	23	7,754	1,881	–	–
Trade and other payables	24	5,519	7,225	109	135
Total current liabilities		13,416	9,677	109	135
Total liabilities		17,699	14,708	109	135
Total equity and liabilities		56,043	51,811	58,136	35,302

The accompanying notes form an integral part of and should be read in conjunction with these financial statements.

STATEMENTS OF CHANGES IN EQUITY

FOR THE FINANCIAL YEAR ENDED 30 JUNE 2016

Attributable to equity holders of the Company

	Share capital \$'000	Currency translation Reserve (Note 21) \$'000	Merger Reserves (Note 21) \$'000	Retained earnings \$'000	Total \$'000	Non-controlling interests \$'000	Total equity \$'000
GROUP							
At 1 July 2014	3,988	38	-	25,957	29,983	101	30,084
Adjustment pursuant to the Restructuring Exercise (Note 2)	(3,988)	-	-	-	(3,988)	-	(3,988)
Issuance of shares (Note 20)	37,694	-	(25,940)	-	11,754	243	11,997
Initial public offering ("IPO") expenses	(1,451)	-	-	-	(1,451)	-	(1,451)
Profit for the year	-	-	-	3,164	3,164	(232)	2,932
<i>Other comprehensive income/(loss):</i>							
Exchange differences on translating foreign operations	-	(2,457)	-	-	(2,457)	(14)	(2,471)
Dilution of equity in a subsidiary	-	(4)	-	(61)	(65)	65	-
Total comprehensive income/(loss) for the year	-	(2,461)	-	3,103	642	(181)	461
At 30 June 2015	36,243	(2,423)	(25,940)	29,060	36,940	163	37,103
Profit for the year	-	-	-	5,450	5,450	69	5,519
<i>Other comprehensive loss:</i>							
Exchange differences on translating foreign operations	-	(4,244)	-	-	(4,244)	(34)	(4,278)
Total comprehensive income/(loss) for the year	-	(4,244)	-	5,450	1,206	35	1,241
At 30 June 2016	36,243	(6,667)	(25,940)	34,510	38,146	198	38,344

The accompanying notes form an integral part of and should be read in conjunction with these financial statements.

STATEMENTS OF CHANGES IN EQUITY

FOR THE FINANCIAL YEAR ENDED 30 JUNE 2016

COMPANY	Share capital \$'000	Retained earnings (Accumulated losses) \$'000	Total \$'000
At 21 August 2014 (Date of incorporation)	*	–	*
Issuance of shares (Note 20)	37,694	–	37,694
Total comprehensive loss for the financial period	–	(1,076)	(1,076)
IPO expenses	(1,451)	–	(1,451)
Balance at 30 June 2015	36,243	(1,076)	35,167
Total comprehensive income for the financial year	–	22,860	22,860
Balance at 30 June 2016	36,243	21,784	58,027

* Denotes amount less than \$1,000

The accompanying notes form an integral part of and should be read in conjunction with these financial statements.

CONSOLIDATED STATEMENT OF CASH FLOWS

FOR THE FINANCIAL YEAR ENDED 30 JUNE 2016

	Note	Group	
		2016 \$'000	2015 \$'000
Operating activities			
Profit before income tax		7,469	3,957
Adjustments for:			
Share of profits from associates		(691)	(513)
Depreciation of property, plant and equipment		1,051	917
Fair value (gain)/loss of derivative financial instruments		(394)	696
Property, plant and equipment written off		-	(1)
Negative goodwill	11	-	(100)
Interest expense		176	347
Interest income		(34)	(47)
Unrealised exchange differences		(3,200)	7
Operating cash flows before movements in working capital		4,377	5,263
<i>Movements in working capital</i>			
Inventories		(3,353)	(748)
Trade and other receivables		388	(4,092)
Trade and other payables		(1,706)	3,124
Cash (used in)/generated from operations		(294)	3,547
Interest paid		(176)	(347)
Income taxes paid		(935)	(1,217)
Net cash (used in)/from operating activities		(1,405)	1,983
Investing activities			
Acquisition of property, plant and equipment	13	(4,564)	(3,606)
Fixed deposits pledged to bank		(262)	-
Interest received		34	47
Acquisition of a subsidiary, net of cash acquired	11	-	151
Acquisition of intangible assets		-	(142)
Net cash used in investing activities		(4,792)	(3,550)
Financing activities			
Share issue expenses		-	(1,451)
Drawdown of borrowings		20,103	834
Repayment of borrowings		(14,900)	(818)
Proceeds from issuance of shares		-	6,192
Net cash from financing activities		5,203	4,757
Net (decrease)/increase in cash and cash equivalents		(994)	3,190
Cash and cash equivalents at beginning of financial year		5,905	2,678
Effect of currency translation on cash and cash equivalents		495	37
Cash and cash equivalents at end of financial year	19	5,406	5,905

The accompanying notes form an integral part of and should be read in conjunction with these financial statements.

NOTES TO THE FINANCIAL STATEMENTS

FOR THE FINANCIAL YEAR ENDED 30 JUNE 2016

These notes form an integral part of and should be read in conjunction with the accompanying financial statements.

1. GENERAL

UG Healthcare Corporation Limited (the "Company") (Registration Number 201424579Z) is incorporated and is domiciled in Singapore and is listed on the Catalist Board of the Singapore Exchange Securities Trading Limited (the "SGX-ST").

The principal place of business at Lot 3 & 4/4150 Senawang Industrial Estate, 70450 Seremban, Negeri Sembilan Darul Khusus, Malaysia and registered office at 38 Beach Road, #29-11 South Beach Tower, 189767 Singapore.

The principal activity of the Company is that of investment holding.

The principal activities of the respective subsidiaries are disclosed in Note 11 to the financial statements.

The financial statements of the Group, and the statement of financial position and statement of changes in equity of the Company for the financial year ended 30 June 2016 were authorised for issue by the Board of Directors on 29 September 2016.

2. RESTRUCTURING EXERCISE

The Company was incorporated on 21 August 2014 under the name of UG Healthcare Corporation Pte. Ltd.. On incorporation, the issued and paid-up share capital of the Company was \$1 comprising 1 ordinary shares.

In 2015, to consolidate the business activities of the Group, a restructuring exercise was undertaken as follows.

2.1 Acquisition of Unigloves (Singapore) Pte Ltd

The Company acquired 100% of the share capital of Unigloves (Singapore) Pte Ltd which was incorporated on 24 May 2014 for a consideration of \$1 which was determined based on the net asset value of Unigloves (Singapore) Pte Ltd as at 30 June 2014. The consideration was satisfied by the issue of 1 ordinary shares in the capital of the Company to the then shareholder of Unigloves (Singapore) Pte Ltd as follows:

Name	Number of Shares
Lee Jun Yih	1

2.2 Acquisition of Unigloves GmbH

Pursuant to a sale and purchase agreement dated 7 October 2014, the Company acquired 20% of the share capital of Unigloves GmbH for a consideration of \$3,926,167 which was determined based on the net asset value of Unigloves GmbH and its subsidiaries as at 30 June 2014. The consideration was satisfied by the issue of 3,926,167 ordinary shares in the capital of the Company to the then shareholders of Unigloves GmbH as follows:

Name	Number of Shares
Ang Beng Teck	1,963,083
Lee Keck Keong	1,963,084
	3,926,167

NOTES TO THE FINANCIAL STATEMENTS

FOR THE FINANCIAL YEAR ENDED 30 JUNE 2016

2. RESTRUCTURING EXERCISE (CONTINUED)

2.3 Acquisition of N.S. Uni-Gloves Sdn. Bhd.

Pursuant to a sale and purchase agreement dated 2 October 2014, the Company acquired 100% of the share capital of N.S. Uni-Gloves Sdn. Bhd. for a consideration of \$24,321,785 which was determined based on the net asset value of N.S. Uni-Gloves Sdn. Bhd. and its subsidiaries as at 30 June 2014. The consideration was satisfied by the issue of 24,321,785 ordinary shares in the capital of the Company to the then shareholders of N.S. Uni-Gloves Sdn. Bhd. as follows:

Name	Number of Shares
Ang Beng Wei	243,218
Phang Ai Sim	486,436
Ang Beng Yong @ Ang Tian Soo	1,520,111
Ang Beng Chee	729,653
Cinzing Beauty Products (M) Sdn Bhd	8,877,452
Lee Keck Keong	1,702,525
Ang Beng Hoon	243,218
Ang Bing Wan	486,436
Tean @ Ang Beng Choo	1,337,698
Ang Beng Teck	3,266,075
Wong See Keong	1,824,134
Gantang Prestasi Sdn Bhd	3,604,829
	24,321,785

2.4 Acquisition of Unigloves (UK) Limited

Pursuant to a sale and purchase agreement dated 9 October 2014, the Company acquired 55% of the share capital of Unigloves (UK) Limited for a consideration of \$221,493 which was determined based on the net asset value of Unigloves (UK) Limited as at 30 June 2014. The consideration was satisfied by the issue of 221,493 ordinary shares in the capital of the Company to the then shareholders of Unigloves (UK) Limited as follows:

Name	Number of Shares
Ang Beng Teck	110,747
Lee Keck Keong	110,746
	221,493

2.5 Acquisition of Shanghai Full-10 International Trading Co. Ltd.

Pursuant to a share transfer agreement dated 1 September 2014, the Company acquired 100% of the share capital of Shanghai Full-10 International Trading Co. Ltd. for a consideration of \$929,299 which was determined based on the net asset value of Shanghai Full-10 International Trading Co. Ltd. as at 30 June 2014. The consideration was satisfied by the issue of 929,299 ordinary shares in the capital of the Company to the then shareholders of Shanghai Full-10 International Trading Co. Ltd. as follows:

Name	Number of Shares
Lee Keck Keong	560,783
Lee Jun Yih	368,516
	929,299

NOTES TO THE FINANCIAL STATEMENTS

FOR THE FINANCIAL YEAR ENDED 30 JUNE 2016

2. RESTRUCTURING EXERCISE (CONTINUED)

2.6 Acquisition of UG Healthcare (USA) Inc

Pursuant to a sale and purchase agreement dated 9 October 2014, the Company acquired 50% of the share capital of UG Healthcare (USA) Inc for a consideration of \$578,472 which was determined based on the net asset value of UG Healthcare (USA) Inc as at 30 June 2014. The consideration was satisfied by the issue of 578,472 ordinary shares in the capital of the Company to the then shareholders of UG Healthcare (USA) Inc as follows:

Name	Number of Shares
Ang Beng Teck	289,236
Lee Keck Keong	289,236
	578,472

2.7 Acquisition of Uni-Medical Healthcare Limited

Pursuant to a sale and purchase agreement dated 9 October 2014, the Company acquired 75% of the share capital of Uni-medical Healthcare Limited which was only incorporated on 1 August 2014 for a consideration of \$525,000 which was determined based on the net asset value of Uni-medical Healthcare Limited as at 13 September 2014. The consideration was satisfied by the issue of 525,000 ordinary shares in the capital of the Company to the then shareholders of Uni-medical Healthcare Limited as follows:

Name	Number of Shares
Lee Jun Yih	525,000

The above restructuring exercise is considered to be acquisitions of equity interests by entities under common control and therefore the entities acquired by the Group pursuant to the restructuring have been accounted for in a manner similar to the pooling-of-interests method. Accordingly, the assets and liabilities of these entities have been included in the consolidated financial statements at their historical carrying amounts. Although the agreement was entered into subsequent to the year end, the consolidated financial statements present the financial condition, results of operations and cash flows as if the restructuring has occurred as of the beginning of the earliest period presented. No adjustments are made to reflect fair values or recognise any new assets or liabilities as a result of the restructuring exercise.

All intra-group transactions and balances have been eliminated on combination.

3. SUMMARY OF SIGNIFICANT ACCOUNTING POLICIES

3.1 Basis of preparation

The financial statements of the Group and the statement of financial position and statement of changes in equity of the Company have been drawn up in accordance with the provisions of the Singapore Companies Act, Chapter 50 and Singapore Financial Reporting Standards ("FRS") including related Interpretations of FRS ("INT FRS") and are prepared on the historical cost basis, except as disclosed in the accounting policies below.

The individual financial statements of each Group entity are measured and presented in the currency of the primary economic environment in which the entity operates (its functional currency). The financial statements of the Group and statement of financial position of the Company are presented in Singapore dollar ("S\$") which is also the functional currency of the Company, and all values presented are rounded to the nearest thousand ("S\$'000"), unless otherwise indicated.

NOTES TO THE FINANCIAL STATEMENTS

FOR THE FINANCIAL YEAR ENDED 30 JUNE 2016

3. SUMMARY OF SIGNIFICANT ACCOUNTING POLICIES (CONTINUED)

3.1 Basis of preparation (Continued)

In the current financial year, the Group has adopted all the new and revised FRS and INT FRS below that are relevant to its operations and effective for the annual periods beginning on or after 1 July 2015. The adoption of these new/revised FRS and INT FRS did not result in changes to the Group's accounting policies and has no material effect on the amounts reported for the current or prior years.

FRS and INT FRS issued but not yet effective

At the date of authorisation of these financial statements, the following FRS and INT FRS that are relevant to the Group were issued but not yet effective:

		Effective date (annual periods beginning on or after)
FRS 1	Amendments to FRS 1: <i>Disclosure Initiative</i>	1 January 2016
FRS 7	Amendments to FRS 7: <i>Disclosure Initiative</i>	1 January 2017
FRS 12	Amendments to FRS 12: <i>Recognition of Deferred Tax Assets for Unrealised losses</i>	1 January 2017
FRS 16, 38	Amendments to FRS 16 and FRS 38: <i>Clarification of Acceptable Methods of Depreciation and Amortisation</i>	1 January 2016
FRS 16, 41	Amendments to FRS 16 and FRS 41: <i>Agriculture: Bearer Plants</i>	1 January 2016
FRS 27	Amendments to FRS 27: <i>Equity Method in Separate Financial Statements</i>	1 January 2016
FRS 109	Financial Instruments	1 January 2018
FRS 110, 28	Amendments to FRS 110 and FRS 28: <i>Sale or Contribution of Assets between an Investor and its Associate or Joint Venture</i>	1 January 2016
FRS 111	Amendments to FRS 111: <i>Accounting Acquisition of interest in Joint Operations</i>	1 January 2016
FRS 114	<i>Regulatory Deferral Accounts</i>	1 January 2016
FRS 115	<i>Revenue from Contracts with Customers</i>	1 January 2018
FRS 115	Amendments to FRS 115: <i>Clarifications to FRS 115 Revenue from Contracts with Customers</i>	1 January 2018
Various	Improvements to FRSs (November 2014)	Various

Consequential amendments were also made to various standards as a result of these new/revised standards.

The Group has not early adopted any of the above new/revised standards, interpretations and amendments to the existing standards in 2016. Management is in the process of making an assessment of their impact and is not yet in a position to state whether any substantial changes to the Group's significant accounting policies and presentation of the financial information will be resulted.

FRS 109 *Financial Instruments*

FRS 109 supersedes FRS 39 *Financial Instruments: Recognition and Measurement* with new requirements for the classification and measurement of financial assets and liabilities, impairment of financial assets and hedge accounting.

Financial assets are classified into financial assets measured at (i) fair value through profit or loss; (ii) amortised cost; or (iii) fair value through other comprehensive income, depending on the entity's business model for managing the financial assets and the contractual cash flow characteristics of the financial assets, or as otherwise designated as such upon initial recognition, if allowed.

Fair value gains or losses will be recognised in profit or loss except for certain equity investments, for which the entity will have a choice to recognise the gains and losses in other comprehensive income if the financial assets are measured at fair value through other comprehensive income.

NOTES TO THE FINANCIAL STATEMENTS

FOR THE FINANCIAL YEAR ENDED 30 JUNE 2016

3. SUMMARY OF SIGNIFICANT ACCOUNTING POLICIES (CONTINUED)

3.1 Basis of preparation (Continued)

FRS 109 Financial Instruments (Continued)

There have been no changes in the de-recognition requirements of financial assets and liabilities, nor the recognition, classification and measurement requirements for financial liabilities from FRS 39, except for financial liabilities that are designated at fair value through profit or loss, where the amount of change in fair value attributable to change in credit risk of that liability is recognised in other comprehensive income unless that would create or enlarge an accounting mismatch.

A new forward-looking impairment model based on expected credit losses, which replaces the incurred loss model in FRS 39, determines the recognition of impairment provisions as well as interest revenue. An entity will recognise (at a minimum of) 12 months of expected credit losses in profit or loss for financial assets measured at amortised cost or fair value through other comprehensive income, unless in the circumstance when there is a significant increase in credit risk after initial recognition which requires the entity to recognise lifetime expected credit losses on the affected assets.

The Group does not intend to early adopt FRS 109. The Group is still assessing the potential impact of FRS 109 on its financial statements in the initial year of adoption.

FRS 115 Revenue from Contracts with Customers

FRS 115 supersedes FRS 11 *Construction contracts*, FRS 18 *Revenue*, INT FRS 113 *Customer Loyalty Programmes*, INT FRS 115 *Agreements for the Construction of Real Estate*, INT FRS 118 *Transfers of Assets from Customers* and INT FRS 31 *Revenue – Barter Transactions Involving Advertising Services* to report useful information about the nature, amount, timing and uncertainty of revenue and cash flows arising from a contract with a customer.

Entities are required to adopt a five-step model which requires (i) their identification of the contract; (ii) their identification of the performance obligations in the contract; (iii) the determination of; (iv) allocation of the transaction price; and (v) recognition of revenue when (i.e. at a point in time) or as (i.e. over time) each performance obligation is satisfied.

The core principle is that an entity recognises revenue to depict the transfer of promised goods or services to customers in an amount that reflects the consideration which the entity expects to be entitled in exchange for those goods or services.

The Group does not intend to early adopt FRS 115. The Group is still assessing the potential impact of FRS 115 on its financial statements in the initial year of adoption.

3.2 Basis of consolidation

The financial statements of the Group comprise the financial statements of the Company and its subsidiaries. Subsidiaries are entities (including structured entities) (i) over which the Group has power and the Group is (ii) able to use such power to (iii) affect its exposure, or rights, to variable returns from then through its involvement with them.

The Group reassesses whether it controls the subsidiaries if facts and circumstance indicate that there are changes to the one or more of the three elements of control.

NOTES TO THE FINANCIAL STATEMENTS

FOR THE FINANCIAL YEAR ENDED 30 JUNE 2016

3. SUMMARY OF SIGNIFICANT ACCOUNTING POLICIES (CONTINUED)

3.2 Basis of consolidation (Continued)

When the Group has less than a majority of the voting rights of an investee, it still has power over the investee when the voting rights are sufficient, after considering all relevant facts and circumstances, to give it the practical ability to direct the relevant activities of the investee unilaterally. The Group considers, among others, the extent of its voting rights relative to the size and dispersion of holdings of the other vote holders, currently exercisable substantive potential voting rights held by all parties, rights arising from contractual arrangements and voting patterns at previous shareholders' meetings.

Subsidiaries are consolidated from the date on which control is transferred to the Group up to the effective date on which control ceases, as appropriate.

Intra-group assets and liabilities, equity, income, expenses and cashflows relating to intragroup transactions are eliminated on consolidation.

The financial statements of the subsidiaries used in the preparation of the financial statements are prepared for the same reporting date as that of the Company. Where necessary, accounting policies of subsidiaries have been changed to ensure consistency with the policies adopted by the Group.

Non-controlling interests are identified separately from the Group's equity therein. On an acquisition-by-acquisition basis, non-controlling interests may be initially measured either at fair value or at their proportionate share of the fair value of the acquiree's identifiable net assets. Subsequent to acquisition, the carrying amount of non-controlling interests is the amount of those interests at initial recognition plus the non-controlling interests' share of subsequent changes in equity. Losses in the subsidiary are attributed to non-controlling interests even if this results in the non-controlling interests having a deficit balance.

Changes in the Group's interest in a subsidiary that do not result in a loss of control are accounted for as equity transactions. Any differences between the amount by which the non-controlling interests are adjusted to reflect the changes in the relative interests in the subsidiary and the fair value of the consideration paid or received is recognised directly in equity and attributed to the owners of the Company.

When the Group loses control over a subsidiary, the profit or loss on disposal is calculated as the difference between (i) the aggregate of the fair value of the consideration received and the fair value of any retained interest and (ii) the previous carrying amount of the assets (including goodwill), and liabilities of the subsidiary and any non-controlling interests. Amounts previously recognised in other comprehensive income in relation to the subsidiary are accounted for (i.e. reclassified to profit or loss or transferred directly to retained earnings) in the same manner as would be required if the relevant assets or liabilities were disposed of. The fair value of any investments retained in the former subsidiary at the date when control is lost is regarded as the fair value on initial recognition for subsequent accounting under FRS 39 *Financial Instruments: Recognition and Measurement* or, when applicable, the cost on initial recognition of an investment in an associate or jointly controlled entity.

Investments in subsidiaries are carried at cost less any impairment loss that has been recognised in profit or loss in the Company's separate financial statements.

Common Control Business Combination Outside the Scope of FRS 103 *Business Combinations* "FRS 103"

A business combination involving entities under common control is a business combination in which all the combining entities or businesses are ultimately controlled by the same party or parties both before and after the business combination, and that control is not transitory. A business combination involving common control entities, are outside the scope of FRS 103. For such common control business combinations, the pooling-of-interest method is used to include the assets, liabilities, results, equity changes and cash flows of the combining entities in the consolidated financial statements.

NOTES TO THE FINANCIAL STATEMENTS

FOR THE FINANCIAL YEAR ENDED 30 JUNE 2016

3. SUMMARY OF SIGNIFICANT ACCOUNTING POLICIES (CONTINUED)

3.2 Basis of consolidation (Continued)

In applying pooling-of-interest method, financial statement items of the combining entities or businesses for the reporting period in which the common control combination occurs, and for any comparative periods disclosed, are included in the consolidated financial statements of the combined entity as if the combination had occurred from the date when the combining entities or businesses first came under the control of the controlling party or parties.

A single uniform set of accounting policies is adopted by the combined entity. Therefore, the combined entity recognises the assets, liabilities and equity of the combining entities or businesses at the carrying amounts in the consolidated financial statements of the controlling party or parties prior to the common control combination. The carrying amounts are included as if such combined entity's accounting policies and applying those policies to all periods presented. There is no recognition of any goodwill or excess of the acquirer's interest in the net fair value of the acquiree's identifiable assets, liabilities and contingent liabilities over cost at the time of the common control combination. The effects of all transactions between the combining entities or businesses, whether occurring before or after the combination, are eliminated in preparing the consolidated financial statements of the combined entity.

Non-controlling interests are identified separately from the Group's equity therein. On an acquisition-by-acquisition basis, non-controlling interests may be initially measured either at fair value or at their proportionate share of the fair value of the acquiree's identifiable net assets. Subsequent to acquisition, the carrying amount of non-controlling interests is the amount of those interests at initial recognition plus the non-controlling interests' share of subsequent changes in equity. Losses in the subsidiary are attributed to non-controlling interests even if this results in the non-controlling interests having a deficit balance.

The financial statements were prepared based on the audited financial statements of subsidiaries which were prepared in accordance with FRS for the purpose of consolidation. The subsidiaries maintain their accounting records and prepare the relevant statutory financial statements in accordance with the accounting standards and legislations of the Generally Accepted Accounting Principle (GAAP) in the respective countries.

In line with the objective of the restructuring exercise and to reflect the financial position and performance of UG Healthcare Corporation Pte. Ltd., all the Group's associates are assumed to have been held from the date the entity had been under common control despite the Group acquiring the shareholding of the associates from the directors of the Company only on after the end of the financial year ended 30 June 2014.

3.3 Revenue recognition

Revenue comprises the fair value of the consideration received or receivable for the sale of goods in the ordinary course of the Group's activities. Revenue is shown net of estimated customer returns, rebates and other similar allowances.

Sale of goods

Revenue from the sale of goods is recognised when the Group has transferred to the buyer the significant risks and rewards of ownership of the goods; retains neither continuing managerial involvement to the degree usually associated with ownership nor effective control over the goods sold; is able to reliably measure the amount of revenue and the costs incurred or to be incurred in respect of the transaction; and assesses that it is probable for the economic benefits associated with the transaction to flow to the entity.

Interest income

Interest income is accrued on a time basis, by reference to the principal outstanding and at the effective interest rate applicable.

NOTES TO THE FINANCIAL STATEMENTS

FOR THE FINANCIAL YEAR ENDED 30 JUNE 2016

3. SUMMARY OF SIGNIFICANT ACCOUNTING POLICIES (CONTINUED)

3.4 Borrowing costs

Borrowing costs directly attributable to the acquisition, construction or production of qualifying assets, which are assets that necessarily take a substantial period of time to get ready for their intended use or sale, are added to the cost of those assets, until such time as the assets are substantially ready for their intended use or sale. Borrowing costs on general borrowings are capitalised by applying a capitalisation rate to construction or development expenditures that are financed by general borrowings. Investment income earned on the temporary investment of specific borrowings pending their expenditure on qualifying assets is deducted from the borrowing costs eligible for capitalisation.

All other borrowing costs are recognised in profit or loss in the period in which they are incurred.

3.5 Retirement benefit costs

Payments to defined contribution retirement benefit plans are charged as an expense as they fall due. Payments made to state-managed retirement benefit schemes, such as the Singapore Central Provident Fund, are dealt with as payments to defined contribution plans where the Group's obligations under the plans are equivalent to those arising in a defined contribution retirement benefit plan.

3.6 Employee leave entitlements

Employee entitlements to annual leave are recognised when they accrue to employees. A provision is made for the estimated liability for annual leave as a result of services rendered by employees up to the end of the financial year.

3.7 Income tax

Income tax expense represents the sum of the tax currently payable and deferred tax.

The tax currently payable is based on taxable profit for the year. Taxable profit differs from profit as reported profit or loss because it excludes items of income or expense that are taxable or deductible in other years and it further excludes items that are not taxable or tax deductible. The Group's liability for current tax is calculated using tax rates (and tax laws) that have been enacted or substantively enacted in countries where the Company and subsidiaries operate by the end of the financial year.

Deferred tax is recognised on the differences between the carrying amounts of assets and liabilities in the financial statements and the corresponding tax bases used in the computation of taxable profit, and are accounted for using the balance sheet liability method. Deferred tax liabilities are generally recognised for all taxable temporary differences and deferred tax assets are recognised to the extent that it is probable that taxable profits will be available against which deductible temporary differences can be utilised.

Deferred tax liabilities are recognised on taxable temporary differences arising on investments in subsidiaries and associates, except where the Group is able to control the reversal of the temporary difference and it is probable that the temporary difference will not reverse in the foreseeable future.

A deferred income tax asset is recognised to the extent that it is probable that future taxable profit will be available against which the deductible temporary differences and tax losses can be utilised.

The carrying amount of deferred tax assets is reviewed at the end of each financial year and reduced to the extent that it is no longer probable that sufficient taxable profits will be available to allow all or part of the asset to be recovered.

Deferred tax is calculated at the tax rates that are expected to apply in the period when the liability is settled or the asset realised based on the tax rates (and tax laws) that have been enacted or substantively enacted by the end of the financial year and based on the tax consequence that will follow from the manner in which the Group expects, at the end of the financial year, to recover or settle the carrying amounts of its assets and liabilities. Deferred tax is charged or credited to profit or loss, except when it relates to items charged or credited directly to equity, in which case the deferred tax is also dealt with in equity.

NOTES TO THE FINANCIAL STATEMENTS

FOR THE FINANCIAL YEAR ENDED 30 JUNE 2016

3. SUMMARY OF SIGNIFICANT ACCOUNTING POLICIES (CONTINUED)

3.7 Income tax (Continued)

Deferred tax assets and liabilities are offset when there is a legally enforceable right to set off current tax assets against current tax liabilities and when they relate to income taxes levied by the same taxation authority and the Group intends to settle its current tax assets and liabilities on a net basis.

Current and deferred tax are recognised as an expense or income in profit or loss, except when they relate to items credited or debited directly to equity, in which case the tax is also recognised directly in equity, or where they arise from the initial accounting for a business combination.

Revenue, expenses and assets are recognised net of the amount of sales tax except:

- when the sales tax that is incurred on purchases is not recoverable from the tax authorities, in which case the sales tax is recognised as part of cost of acquisition of the asset or as part of the expense item as applicable; and
- Receivables and payables that are stated with the amount of sales tax included.

3.8 Foreign currency transactions and translation

Foreign currency transactions are translated into the individual entities' respective functional currencies at the exchange rates prevailing on the date of the transaction. At the end of each financial year, monetary items denominated in foreign currencies are retranslated at the rates prevailing as of the end of the financial year. Non-monetary items carried at fair value that are denominated in foreign currencies are retranslated at the rates prevailing on the date when the fair value was determined. Non-monetary items that are measured in terms of historical cost in a foreign currency are not retranslated.

Exchange differences arising on the settlement of monetary items, and on retranslation of monetary items are included in profit or loss for the year. Exchange differences arising on the retranslation of non-monetary items carried at fair value are included in profit or loss for the year except for differences arising on the retranslation of non-monetary items in respect of which gains and losses are recognised directly in equity. For such non-monetary items, any exchange component of that gain or loss is also recognised directly in equity.

Exchange differences relating to assets under construction for future productive use, are included in the cost of those assets where they are regarded as an adjustment to interest costs on foreign currency borrowings.

For the purpose of presenting consolidated financial statements, the assets and liabilities of the Group's foreign operations (including comparatives) are expressed in Singapore dollars using exchange rates prevailing at the end of the financial year. Income and expense items (including comparatives) are translated at the average exchange rates for the period, unless exchange rates fluctuated significantly during that period, in which case the exchange rates at the dates of the transactions are used. Exchange differences arising, if any, are classified as equity and transferred to the Group's translation reserve. Such translation differences are recognised in profit or loss in the period in which the foreign operation is disposed of.

On consolidation, exchange differences arising from the translation of the net investment in foreign entities (including monetary items that, in substance, form part of the net investment in foreign entities), and of borrowings and other currency instruments designated as hedges of such investments, are taken to the foreign currency translation reserve.

NOTES TO THE FINANCIAL STATEMENTS

FOR THE FINANCIAL YEAR ENDED 30 JUNE 2016

3. SUMMARY OF SIGNIFICANT ACCOUNTING POLICIES (CONTINUED)

3.9 Property, plant and equipment

Property, plant and equipment are stated at cost less accumulated depreciation and any accumulated impairment losses. The cost of property, plant and equipment includes its purchase price and any costs directly attributable to bringing the asset to the location and condition necessary for it to be capable of operating in the manner intended by management. Dismantlement, removal or restoration costs are included as part of the cost of property, plant and equipment if the obligation for dismantlement, removal or restoration is incurred as a consequence of acquiring or using the property, plant and equipment.

Subsequent expenditure relating to property, plant and equipment is added to the carrying amount of the asset only when it is probable that future economic benefits associated with the item will flow to the entity and the cost of the item can be measured reliably. All other repair and maintenance expenses are recognised in profit or loss when incurred.

Depreciation is charged so as to write off the cost of assets over their estimated useful lives, using the straight-line method, on the following bases:

• Leasehold land	over the lease period of 50 to 73 years
• Leasehold buildings	2%
• Plant, machinery and equipment	5% to 20%
• Motor vehicles	20%
• Furniture and fittings	10% to 12%

No depreciation is charged on construction-in-progress as they are not yet in use as at the end of the financial year.

The carrying values of property, plant and equipment are reviewed for impairment when events or changes in circumstances indicate that the carrying value may not be recoverable.

The estimated useful lives, residual values and depreciation methods are reviewed, and adjusted as appropriate, at the end of each financial year.

Fully depreciated property, plant and equipment are retained in the financial statements until they are no longer in use.

3.10 Intangible assets

Customer base

The customer base was acquired and recognised based on the fair value of consideration paid. This customer base is measured at cost less any impairment loss as it has definite useful lives of 10 years.

Business licence

The business licence was acquired in a business combination and recognised based on the fair value of consideration paid. This business licence is measured at cost less any impairment loss as it has indefinite useful lives.

NOTES TO THE FINANCIAL STATEMENTS

FOR THE FINANCIAL YEAR ENDED 30 JUNE 2016

3. SUMMARY OF SIGNIFICANT ACCOUNTING POLICIES (CONTINUED)

3.11 Associate

An associate is an entity over which the Group has significant influence, being the power to participate in the financial and operating policy decisions of the entity but is not control or of joint control of those policies, and generally accompanying a shareholding of 20% or more of the voting power.

Investments in associates are carried at cost less any impairment loss that has been recognised in profit or loss in the Company's separate financial statements.

The results and assets and liabilities of an associate are incorporated in these financial statements using the equity method of accounting. Under the equity method, investments in associates are carried at cost as adjusted for post-acquisition changes in the Group's share of the net assets of the associate, less any impairment loss of individual investments. Losses in an associate in excess of the Group's interest in that associate (which includes any long-term interests that, in substance, form part of the Group's net investment in the associate) are not recognised, unless the Group has incurred legal or constructive obligations or made payments on behalf of the associate.

Unrealised profits and losses are eliminated to the extent of the Group's interest in the associate. Unrealised losses are also eliminated in the same way as unrealised gains, but only to the extent that there is no impairment.

3.12 Impairment of assets

The Group reviews the carrying amounts of its assets as at each reporting date to assess for any indication of impairment loss. If any such indication exists, the recoverable amount of the asset is estimated in order to determine the extent of the impairment loss (if any). Where it is not possible to estimate the recoverable amount of an individual asset, the Group estimates the recoverable amount of the cash-generating unit to which the asset belongs.

Irrespective of whether there is any indication of impairment, the Group also tests its intangible assets with indefinite useful lives for impairment annually by comparing their respective carrying amounts with their corresponding recoverable amounts.

The recoverable amount of an asset or cash-generating unit is the higher of its fair value less costs to sell and its value in use. In assessing value in use, the estimated future cash flows are discounted to their present value using a pre-tax discount rate that reflects current market assessments of the time value of money and the risks specific to the asset.

An impairment loss for the amount by which the asset's carrying amount exceeds the recoverable amount is recognised immediately in profit or loss.

Where an impairment loss subsequently reverses, the carrying amount of the asset (cash-generating unit) is increased to the revised estimate of its recoverable amount, but so that the increased carrying amount does not exceed the carrying amount that would have been determined had no impairment loss been recognised for the asset (cash-generating unit) in prior years. A reversal of an impairment loss is recognised immediately in profit or loss.

NOTES TO THE FINANCIAL STATEMENTS

FOR THE FINANCIAL YEAR ENDED 30 JUNE 2016

3. SUMMARY OF SIGNIFICANT ACCOUNTING POLICIES (CONTINUED)

3.13 Financial instruments

Financial assets and financial liabilities are recognised when the Group becomes a party to the contractual provisions of the instrument.

Effective interest method

The effective interest method is a method of calculating the amortised cost of a financial instrument and allocating the interest income or expense over the relevant period. The effective interest rate is the rate that exactly discounts estimated future cash receipts or payments (including all fees on points paid or received that form an integral part of the effective interest rate, transaction costs and other premiums or discounts) through the expected life of the financial instrument, or where appropriate, a shorter period, to the net carrying amount of the financial instrument. Income and expense are recognised on an effective interest basis for debt instruments other than those financial instruments at fair value through profit or loss.

Financial assets

All financial assets are recognised on a trade date – the date on which the Group commits to purchase or sell the asset. They are initially measured at fair value, plus transaction costs. The Group's financial assets consists only loans and receivables.

Loans and receivables

The Group's loans and receivables comprise trade and other receivables, and bank balances and fixed deposits.

Such loans and receivables are non-derivatives with fixed or determinable payments that are not quoted in an active market. They are measured at amortised cost, using the effective interest method less impairment. Interest is recognised by applying the effective interest rate, except for short-term receivables when the recognition of interest would be immaterial.

Impairment of financial assets

Financial assets are assessed for indicators of impairment at the end of each financial year. Financial assets are impaired where there is objective evidence that, as a result of one or more events that occurred after the initial recognition of the financial asset, the estimated future cash flows of the investment have been impacted.

For financial assets carried at amortised cost, the amount of the impairment is the difference between the asset's carrying amount and the present value of estimated future cash flows, discounted at the original effective interest rate.

The carrying amounts of all financial assets are reduced by the impairment loss directly with the exception of trade receivables where the carrying amount is reduced through the use of an allowance account. Changes in the carrying amount of the allowance account are recognised in profit or loss.

If, in a subsequent period, the amount of the impairment loss decreases and the decrease can be related objectively to an event occurring after the impairment loss was recognised, the previously recognised impairment loss is reversed through profit or loss to the extent the carrying amount of the investment at the date the impairment is reversed does not exceed what the amortised cost would have been had the impairment not been recognised.

NOTES TO THE FINANCIAL STATEMENTS

FOR THE FINANCIAL YEAR ENDED 30 JUNE 2016

3. SUMMARY OF SIGNIFICANT ACCOUNTING POLICIES (CONTINUED)

3.13 Financial instruments (Continued)

Financial assets (Continued)

Derecognition of financial assets

The Group derecognises a financial asset only when the contractual rights to the cash flows from the asset expire, or it transfers the financial asset and substantially all the risks and rewards of ownership of the asset to another entity. If the Group neither transfers nor retains substantially all the risks and rewards of ownership of the financial asset and continues to control the transferred asset, the Group recognises its retained interest in the asset and an associated liability for amounts it may have to pay. If the Group retains substantially all the risks and rewards of ownership of a transferred financial asset, the Group continues to recognise the financial asset and also recognises a collateralised borrowing for the proceeds receivables.

Financial liabilities and equity instruments

Classification as debt or equity

Financial liabilities and equity instruments issued by Group are classified according to the substance of the contractual arrangements entered into and the definitions of a financial liability and an equity instrument.

Equity instruments

An equity instrument is any contract that evidences a residual interest in the assets of the Group after deducting all of its liabilities. Equity instruments are recorded at the proceeds received, net of direct issue costs.

Financial liabilities

Financial liabilities are classified as either financial liabilities at fair value through profit or loss or other financial liabilities.

Financial liabilities are classified as at fair value through profit or loss if the financial liability is either held for trading or it is designated as such upon initial recognition.

Other financial liabilities

Trade and other payables

Trade and other payables are initially measured at fair value, net of transaction costs, and are subsequently measured at amortised cost, where applicable, using the effective interest method, with interest expense recognised on an effective yield basis.

Borrowings

Interest-bearing bank loans and overdrafts are initially measured at fair value, and are subsequently measured at amortised cost, using the effective interest method. Any difference between the proceeds (net of transaction costs) and the settlement or redemption of borrowings is recognised over the term of the borrowings in accordance with the Group's accounting policy for borrowing costs (see above).

NOTES TO THE FINANCIAL STATEMENTS

FOR THE FINANCIAL YEAR ENDED 30 JUNE 2016

3. SUMMARY OF SIGNIFICANT ACCOUNTING POLICIES (CONTINUED)

3.13 Financial instruments (Continued)

Financial liabilities and equity instruments (Continued)

Derecognition of financial liabilities

The Group derecognises financial liabilities when, and only when, the Group's obligations are discharged, cancelled or they expire.

Derivative financial instruments

The Group enters into derivative financial instruments to manage its exposure to foreign exchange rate risk, comprising foreign exchange forward contracts.

Derivatives are initially recognised at their fair values at the date the derivative contract is entered into and are subsequently re-measured to their fair values at the end of each financial year. The method of recognising the resulting gain or loss depends on whether the derivative is designated and effective as a hedging instrument, and if so, the nature of the item being hedged.

Fair value changes on derivatives that are not designated or do not qualify for hedge accounting are recognised in profit or loss when the changes arise.

3.14 Inventories

Inventories are stated at the lower of cost and net realisable value. Costs comprise direct materials and, where applicable, direct labour costs and those overheads that have been incurred in bringing the inventories to their present location and condition. Cost is measured based on standard cost which approximates actual cost. Net realisable value represents the estimated selling price less all estimated costs of completion and costs to be incurred in marketing, selling and distribution.

3.15 Cash and bank balances

Cash and bank balances comprise cash on hand and demand deposits, and other short-term highly liquid investments which are readily convertible to known amounts of cash and are subject to insignificant risk of changes in value.

3.16 Leases

Leases are classified as finance leases whenever the terms of the lease transfer substantially all the risks and rewards incidental to ownership of the leased assets to the lessee. All other leases are classified as operating leases.

Operating leases

Rentals payable under operating leases are charged to profit or loss on a straight-line basis over the term of the relevant lease unless another systematic basis is more representative of the time pattern in which economic benefits from the leased asset are consumed. Contingent rentals arising under operating leases are recognised as an expense in the period in which they are incurred.

In the event that lease incentives are received to enter into operating leases, such incentives are recognised as a liability. The aggregate benefit of incentives is recognised as a reduction of rental expense on a straight-line basis, except where another systematic basis is more representative of the time pattern in which economic benefits from the leased asset are consumed.

NOTES TO THE FINANCIAL STATEMENTS

FOR THE FINANCIAL YEAR ENDED 30 JUNE 2016

3. SUMMARY OF SIGNIFICANT ACCOUNTING POLICIES (CONTINUED)

3.17 Contingencies

A contingent liability is:

- (a) a possible obligation that arises from past events and whose existence will be confirmed only by the occurrence or non-occurrence of one or more uncertain future events not wholly within the control of the Group; or
- (b) a present obligation that arises from past events but is not recognised because:
 - (i) it is not probable that an outflow of resources embodying economic benefits will be required to settle the obligation; or
 - (ii) the amount of the obligation cannot be measured with sufficient reliability.

A contingent asset is a possible asset that arises from past events and whose existence will be confirmed only by the occurrence or non-occurrence of one or more uncertain future events not wholly within the control of the Group.

Contingencies are not recognised on the statement of financial position of the Group, except for contingent liabilities assumed in a business combination that are present obligations and which the fair value can be reliably determined.

3.18 Share-based payments

The Group issues equity-settled share-based payments to certain employees. Equity-settled share-based payments are measured at fair value of the equity instruments (excluding the effect of non-market-based vesting conditions) at the date of grant. The fair value determined at the grant date of the equity-settled share-based payments is expensed on a straight-line basis over the vesting period, based on the Group's estimate of the number of equity instruments that will eventually vest and adjusted for the effect of non-market-based vesting conditions. At the end of each financial year, the Group revises its estimate of the number of equity instruments expected to vest. The impact of the revision of the original estimates, if any, is recognised over the remaining vesting period with a corresponding adjustment to the equity-settled share options reserve.

The policy described above is applied to all equity-settled share-based payments that were granted after 22 November 2002 that vested after 1 January 2005. No amount has been recognised in the financial statements in respect of other equity-settled share-based payments.

The transfer of the balance in the share option reserve to share capital or treasury shares upon exercise of the option and the transfer of the balance in the share option reserve to accumulated profits upon expiry of the option are not mandatory and may be kept as a separate reserve upon expiry or exercise of the option.

At the end of financial year, the fair value of equity-settled share-based transactions is immaterial. Thus, no amount has been recognised.

3.19 Segment reporting

Operating segments are reported in a manner consistent with the internal reporting provided to the chief operating decision-maker. The chief operating decision-maker, who is responsible for allocating resources and assessing performance of the operating segments, has been identified as the group of executive directors and the chief executive officer who make strategic decisions.

NOTES TO THE FINANCIAL STATEMENTS

FOR THE FINANCIAL YEAR ENDED 30 JUNE 2016

4. CRITICAL ACCOUNTING JUDGEMENTS AND KEY SOURCES OF ESTIMATION UNCERTAINTY

The Group made judgements, estimates and assumptions about the carrying amounts of assets and liabilities that were not readily apparent from other sources in the application of the Group's accounting policies. Estimates and judgements are continually evaluated and are based on historical experience and other factors that are considered to be reasonable under the circumstances. Actual results may differ from the estimates.

4.1 Critical judgements made in applying the Group's accounting policies

Determination of functional currency

The Group measures foreign currency transactions in the respective functional currencies of the Company and its subsidiaries. In determining the functional currencies of the respective entity in the Group, judgement is required to determine the currency that mainly influences sales prices of goods and services and of the country whose competitive forces and regulations mainly determines the sales prices of its goods and services. The functional currencies of the entities in the Group are determined based on the local management's assessment of the economic environment in which the entities operate and the respective entities' process of determining sales prices.

4.2 Key sources of estimation uncertainty

The estimates and assumptions that have a significant risk of causing a material adjustment to the carrying amounts of assets and liabilities within the next financial year are discussed below.

Fair value of financial instruments

Where the fair values of financial instruments recorded on the statement of financial position cannot be derived from active markets, they are determined using valuation techniques, including the discounted cash flow model. The inputs to these models are derived from observable market data where possible, but where this is not feasible, a degree of judgement is required in establishing the fair values. The judgements include considerations of liquidity and model inputs regarding the future financial performance of the investee, its risk profile, and economic assumptions regarding the industry and geographical jurisdiction in which the investee operates. Changes in assumptions about these factors could affect the reported fair value of financial instruments. The valuation of financial instruments is described in more details in Note 22.

Allowance for trade and other receivables

The provision policy for doubtful debts of the Group is based on the ageing analysis and management's continuous evaluation of the recoverability of the outstanding receivables. In assessing the ultimate realisation of these receivables, management considers, among other factors, the creditworthiness and the past collection history of each customer. If the financial conditions of these customers were to deteriorate, resulting in an impairment of their ability to make payments, additional allowances may be required. The carrying amounts of the Group's trade and other receivables as at 30 June 2016 were \$13,651,000 (2015: \$14,833,000) respectively (Note 18).

Property, plant and equipment

The Group depreciates the property, plant and equipment over their estimated useful lives. The estimated useful life reflects management's estimate of the period that the Group intends to derive future economic benefits from the use of the Group's property, plant and equipment. Changes in the expected level of usage and technological developments could affect the economics and useful lives of these assets which could then consequentially impact future depreciation charges. The carrying amounts of the Group's property, plant and equipment at 30 June 2016 were \$17,078,000 (2015: \$14,479,000) respectively (Note 13).

NOTES TO THE FINANCIAL STATEMENTS

FOR THE FINANCIAL YEAR ENDED 30 JUNE 2016

4. CRITICAL ACCOUNTING JUDGEMENTS AND KEY SOURCES OF ESTIMATION UNCERTAINTY (CONTINUED)

4.2 Key sources of estimation uncertainty (Continued)

Impairment of intangible assets

The Group tests intangible assets for impairment at least on an annual basis. Determining whether intangible assets are impaired requires an estimation of the value in use of the cash-generating units (CGU). The value-in-use calculation requires the entity to estimate the future cash flows expected to arise from the CGU and a suitable discount rate in order to calculate present value. No impairment loss was recognised during the financial year. The carrying amount of the Group's intangible assets as at 30 June 2016 was \$297,000 (2015: \$326,000) (Note 14).

Inventory valuation method

Inventory is valued at the lower of cost and net realisable value. Management reviews the Group's inventory levels in order to identify slow-moving and obsolete merchandise and identifies items of inventory which have a market price, being the merchandise's selling price quoted from the market of similar items that is lower than its carrying amount. Management then estimates the amount of inventory loss as an allowance on inventory. Changes in demand levels, technological developments and pricing competition could affect the saleability and values of the inventory which could then consequentially impact the Group's results, cash flows and financial position. The carrying amount of the Group's inventories as at 30 June 2016 was \$13,586,000 (2015: \$10,233,000) respectively (Note 16).

Provision for income taxes and deferred tax

The Group has exposure to income taxes in several jurisdictions of which a portion of these taxes arose from certain transactions and computations for which ultimate tax determination is uncertain during the ordinary course of business. The Group recognises liabilities of expected tax issues based on their best estimates of the likely taxes due. Where the final tax outcome of these matters is different from the amounts that were initially recognised, such differences will impact the income tax and deferred tax positions in the period in which such determination is made. The carrying amounts of the Group's current tax payable and net deferred tax liability as at 30 June 2016 were S\$Nil (2015: \$Nil) and \$1,111,000 (2015: \$879,000), respectively.

5. REVENUE

	Group	
	2016	2015
	\$'000	\$'000
Latex examination gloves	30,991	32,202
Nitrile examination gloves	21,191	20,015
Other ancillary products	6,641	3,523
	58,823	55,740

NOTES TO THE FINANCIAL STATEMENTS

FOR THE FINANCIAL YEAR ENDED 30 JUNE 2016

6. OTHER INCOME

	Group	
	2016 \$'000	2015 \$'000
Foreign exchange gain, net	1,939	1,212
Fair value gain of derivative financial instrument (Note 22)	394	–
Interest income	34	47
Negative goodwill	–	100
Others	12	35
	2,379	1,394

7. FINANCE COSTS

	Group	
	2016 \$'000	2015 \$'000
Interest expenses on:		
– Finances leases	2	4
– Bank loans and overdrafts	174	343
	176	347

8. PROFIT BEFORE INCOME TAX

The following charges/(credit) were included in the determination of profit before income tax:

	Group	
	2016 \$'000	2015 \$'000
Cost of inventories recognised as expense in cost of sales	41,371	37,215
Audit fees paid to auditors:		
– Company	126	126
– Subsidiaries	53	59
Non-audit fees paid to auditors:		
– Company	10	218
– Subsidiaries	11	32
Directors' fees of the Company	133	64
Directors' remuneration other than fees of the Company:		
– Salary	244	174
– Bonus and profit sharing	82	19
– Defined contribution plans	20	14
Staff costs (excluding directors' remuneration)		
– Salary	7,394	6,590
– Defined contribution plans	208	187
– Other benefits	69	112
Fair value (gain)/loss of derivative financial instrument (Note 22)	(394)	696

NOTES TO THE FINANCIAL STATEMENTS

FOR THE FINANCIAL YEAR ENDED 30 JUNE 2016

9. INCOME TAX EXPENSE

	Group	
	2016 \$'000	2015 \$'000
Current income tax		
– Current	1,141	449
– Under provision in prior years	387	23
Deferred income tax		
– Current	763	566
– Over provision in prior years	(341)	(13)
Total income tax expense	<u>1,950</u>	<u>1,025</u>

The reconciliation of the tax expense and the product of accounting profit multiplied by the applicable statutory rate is as follows:

	2016 \$'000	2015 \$'000
Profit before income tax	<u>7,469</u>	<u>3,957</u>
Income tax at statutory rate of 17% (2015: 17%)	1,270	673
Add/(Less):		
– Tax effect of share of results of associates	117	(87)
– Effect of different tax rates of overseas operations	405	87
– Effect of income not subject to tax	(44)	(118)
– Under provision in prior years	46	10
– Effect of non-allowable items	201	432
– Others	(45)	28
Total income tax expense	<u>1,950</u>	<u>1,025</u>

10. EARNINGS PER SHARE

The calculation of basic and diluted earnings per share attributable to the owners of the Company is based on the following data:

	Group	
	2016 \$'000	2015 \$'000
Earnings		
Earnings for the purposes of basic and diluted earnings per share (profit for the year attributable to the Company)	<u>5,450</u>	<u>3,164</u>
	<u>2016</u>	<u>2015</u>
Number of shares		
Weighted average number of ordinary shares for the purposes of:		
– basic share	188,023,530	188,023,530
– effect of dilution from share options	635,207	–
– diluted share	<u>188,658,737</u>	<u>188,023,530</u>
Earnings per share (cents)		
– basic	<u>2.90</u>	<u>1.68</u>
– diluted	<u>2.89</u>	<u>1.68</u>

The calculations of the basic and diluted earnings per share are calculated by dividing the profit for the year attributable to owners of the Company by the applicable weighted average number of ordinary shares. These profit and share data are presented in the tables above.

NOTES TO THE FINANCIAL STATEMENTS

FOR THE FINANCIAL YEAR ENDED 30 JUNE 2016

11. SUBSIDIARIES

	Company	
	2016 \$'000	2015 \$'000
Investments in subsidiaries, at cost	30,802	30,802

The details of the subsidiaries are as follows:

Name of subsidiaries (Country of incorporation/operation)	Principal activities	Effective equity interest held by the Company	
		2016 %	2015 %
<u>Held directly by the Company</u>			
N.S. Uni-Gloves Sdn Bhd ⁽¹⁾ /Malaysia	Manufacturing of rubber gloves	100	100
Unigloves (Singapore) Pte Ltd ⁽³⁾ /Singapore	Investment holding and business and management consultancy services	100	100
UGHC Marketing Pte Ltd ⁽³⁾ /Singapore	Distribution of gloves and other medical disposables	100	100
<u>Held through N.S. Uni-Gloves Sdn Bhd</u>			
UG Global Resources Sdn Bhd ⁽¹⁾ / Malaysia	Manufacturing of rubber gloves	100	100
UG Glovetech Sdn Bhd ⁽¹⁾ / Malaysia	Investment holding	100	100
<u>Held through Unigloves (Singapore) Pte Ltd</u>			
Unigloves (UK) Limited ⁽²⁾ /United Kingdom	Distribution of gloves and other medical disposables	55	55
Shanghai Full-10 International Trading Co. Ltd ⁽²⁾ / China	Distribution of gloves and other medical disposables	100	100
Uni-Medical Healthcare Limited ⁽²⁾ /Nigeria	Distribution of gloves and other medical disposables	75	75

(1) Audited by another firm of auditors, Crowe Horwath, Malaysia and reviewed by Mazars LLP, Singapore for group consolidation purposes.

(2) The unaudited management accounts have been reviewed by Mazars LLP, Singapore for the purpose of consolidated financial statements, as they are not material to the Group's consolidated financial statements.

(3) Audited by Mazars LLP, Singapore.

For the purpose of Rule 716(1) of the Listing Manual, the Directors and the Audit Committee of the Company are satisfied that the appointment of different auditors for its subsidiaries would not compromise the standard and efficiency of the audit of the Group, having regard to the size and experience of the audit firms.

NOTES TO THE FINANCIAL STATEMENTS

FOR THE FINANCIAL YEAR ENDED 30 JUNE 2016

11. SUBSIDIARIES (CONTINUED)

Acquisition of subsidiary

Pursuant to the restructuring exercise in 2015 as mentioned in Note 2 to the financial statements of the Group, the Company acquired 75% of the share capital of Uni-Medical Healthcare Limited for a purchase consideration of \$579,750 which was only incorporated on 1 August 2014 for the purpose of the Group's glove distribution business in Nigeria.

Fair values of the identifiable assets and liabilities of Uni-Medical Healthcare Limited as at the date of acquisition:

	Fair value recognised on date of acquisition 2015 \$'000
Plant and equipment	51
Intangible assets	184
Inventories	465
Cash and bank balances	206
Net identifiable assets at fair value	<u>906</u>

Effects of the acquisition of the subsidiary on cash flows:

	Group 2015 \$'000
Total net assets acquired	906
Less: Non-controlling interest	<u>(226)</u>
	680
Less: Negative goodwill	<u>(100)</u>
Total consideration	580
Consideration satisfied by shares issued	<u>(525)</u>
Consideration satisfied by cash	55
Less: Cash and cash equivalents acquired	<u>(206)</u>
Acquisition of a subsidiary, net of cash acquired	<u>(151)</u>

NOTES TO THE FINANCIAL STATEMENTS

FOR THE FINANCIAL YEAR ENDED 30 JUNE 2016

12. ASSOCIATES

	Group	
	2016 \$'000	2015 \$'000
Unquoted equity shares, at cost	2,466	2,466
Exchange differences	(407)	(239)
Share of post-acquisition results	3,741	3,050
Dividend received	(512)	(512)
Carrying amount	<u>5,288</u>	<u>4,765</u>

The details of the associates are as follows:

Name of associates (Country of incorporation/operation)	Principal activities	Effective equity interest held by the Company	
		2016 %	2015 %
<u>Held through Unigloves (Singapore) Pte Ltd</u>			
Unigloves GmbH ⁽¹⁾ /Germany	Investment holding	20	20
UG Healthcare (USA) Inc. ⁽²⁾ /United States	Distribution of gloves and other medical disposables	50	50
<u>Held through Unigloves GmbH</u>			
Unigloves Artz-Und Klinikbedarf-Handelsgesellschaft mbH ⁽³⁾ /Germany	Import and export of medical treatment utilities and one way articles	20	20
<u>Held through Unigloves Artz-Und</u>			
Unigloves Service & Logistik ⁽¹⁾ /Germany	Purchase and sale of consumable goods for medical and industrial purposes	20	20
<u>Held through Shanghai Full-10 International Trading Co. Ltd.</u>			
Beijing You Li Fu Ming Commercial Trading Co., Ltd ⁽²⁾ /Beijing	Distribution of gloves and other medical disposables	50	50

(1) The unaudited management accounts have been reviewed by Mazars LLP, Singapore for equity accounting purposes, as they are not material to the Group's consolidated financial statements.

(2) The unaudited management accounts have been reviewed by Mazars LLP, Singapore for equity accounting purposes, as they are not material to the Group's consolidated financial statements. The board of directors of the entities are controlled by the other 50% shareholders. The Company does not participate in active management nor strategic decisions of the entities.

(3) Audited by Mazars GmbH, Germany and reviewed by Mazars LLP, Singapore for equity accounting purposes.

NOTES TO THE FINANCIAL STATEMENTS

FOR THE FINANCIAL YEAR ENDED 30 JUNE 2016

12. ASSOCIATES (CONTINUED)

Summarised financial information in respect of the Group's associates

	Unigloves GmbH and its subsidiaries		UG Healthcare (USA) Inc.		Group	
	2016 \$'000	2015 \$'000	2016 \$'000	2015 \$'000	2016 \$'000	2015 \$'000
Assets and liabilities:						
Non-current assets	22,846	23,646	15	24		
Current assets	13,577	12,373	1,588	1,414		
Total assets	36,423	36,019	1,603	1,438		
Non-current liabilities	8,894	9,417	30	39		
Current liabilities	4,220	5,762	422	313		
Total liabilities	13,114	15,179	452	352		
Net assets	23,309	20,840	1,151	1,086		
Group's share of associate's net assets	4,662	4,168	575	543	5,237	4,711
Other adjustments					51	54
Carrying amount of the investment as at 30 June					5,288	4,765
Results						
Revenue	33,723	33,485	4,356	4,175		
Profit for the year from continuing operations	3,360	2,902	38	(135)		
Group's share of associates' profit for the year	672	580	19	(67)	691	513

13. PROPERTY, PLANT AND EQUIPMENT

Group	Leasehold land \$'000	Leasehold buildings \$'000	Plant, machinery and equipment \$'000	Motor vehicles \$'000	Furniture and fittings \$'000	Construction- in-progress \$'000	Total \$'000
Cost							
At 1 July 2014	2,146	3,658	13,451	604	830	231	20,920
Additions	-	132	687	321	210	2,283	3,633
Write off	-	-	-	-	(15)	-	(15)
Acquisition of a subsidiary	-	-	-	27	24	-	51
Transfer	-	-	1,237	-	-	(1,237)	-
Exchange differences	(168)	(293)	(1,156)	(52)	(65)	(74)	(1,808)
At 30 June 2015	1,978	3,497	14,219	900	984	1,203	22,781
Additions	-	66	2,136	35	275	2,052	4,564
Write off	-	-	(10)	(4)	-	-	(14)
Reclassification	-	-	1,133	-	-	(1,133)	-
Exchange differences	(114)	(201)	(827)	(111)	(98)	(68)	(1,419)
At 30 June 2016	1,864	3,362	16,651	820	1,161	2,054	25,912
Accumulated depreciation:							
At 1 July 2014	(265)	(474)	(6,448)	(263)	(617)	-	(8,067)
Depreciation	(37)	(89)	(634)	(103)	(54)	-	(917)
Write off	-	-	-	-	14	-	14
Exchange translation differences	23	42	538	23	42	-	668
At 30 June 2015	(279)	(521)	(6,544)	(343)	(615)	-	(8,302)
Depreciation	(33)	(57)	(734)	(146)	(81)	-	(1,051)
Exchange translation differences	16	30	376	42	55	-	519
At 30 June 2016	(296)	(548)	(6,902)	(447)	(641)	-	(8,834)
Carrying amount:							
At 30 June 2015	1,699	2,976	7,675	557	369	1,203	14,479
At 30 June 2016	1,568	2,814	9,749	373	520	2,054	17,078

NOTES TO THE FINANCIAL STATEMENTS

FOR THE FINANCIAL YEAR ENDED 30 JUNE 2016

13. PROPERTY, PLANT AND EQUIPMENT (CONTINUED)

During the year, the Group acquired property, plant and equipment for an aggregated amount of \$4,564,000 (2015: \$3,633,000) of which \$NIL (2015: \$27,000) was acquired by means of finance lease (Note 23). Cash used in the acquisition of property, plant and equipment amounted to \$4,564,000 (2015: \$3,606,000). In addition, the leasehold land and buildings of the Group with net book value of \$4,382,000 (2015: \$4,675,000) are pledged to secure the bank borrowings (Note 23).

Certain motor vehicles with net book value of \$22,782 (2015: \$93,000) were acquired under finance lease arrangements (Note 23) and are registered under the name of a director and third parties who hold the assets in trust on behalf of the Group whilst for financial year 2016, the lease arrangement of the motor vehicle is under the name of subsidiary.

14. INTANGIBLE ASSETS

	Group	
	2016 \$'000	2015 \$'000
Business license ⁽ⁱ⁾	184	184
Customer base ⁽ⁱⁱ⁾	113	142
	297	326

(i) This pertains to the business license to operate the business for a subsidiary in Nigeria.

(ii) This pertains to the acquisition of customer base by a subsidiary in United Kingdom.

Movement of the intangible assets:

	Group	
	2016 \$'000	2015 \$'000
Cost:		
Balance at 1 July	326	-
Acquisition of subsidiary (Note 11)	-	184
Addition	-	142
Amortisation	(10)	-
Exchange difference	(19)	-
Balance at 30 June	297	326
Amortisation:		
Balance at 1 July	-	-
Amortisation	(10)	-
Balance at 30 June	(10)	-

15. DEFERRED TAX ASSETS/(LIABILITIES)

	Group	
	2016 \$'000	2015 \$'000
Deferred tax assets	158	74
Deferred tax liabilities	(1,269)	(953)

NOTES TO THE FINANCIAL STATEMENTS

FOR THE FINANCIAL YEAR ENDED 30 JUNE 2016

15. DEFERRED TAX ASSETS/(LIABILITIES) (CONTINUED)

The following are the major deferred tax liabilities and assets recognised by the Group and movements thereon during the year.

Group	Accelerated tax depreciation \$'000	Group Unabsorbed capital allowances and tax losses \$'000	Total \$'000
Deferred tax assets			
At 1 July 2014	–	–	–
(Charged)/Credited to profit or loss	(3)	77	74
At 30 June 2015	(3)	77	74
Exchange translation differences	–	(25)	(25)
Credited to profit or loss	–	109	109
At 30 June 2016	(3)	161	158
Deferred tax liabilities			
At 1 July 2014	(697)	309	(388)
Exchange translation differences	129	(67)	62
(Charged)/Credited to profit or loss	(973)	346	(627)
At 30 June 2015	(1,541)	588	(953)
Exchange translation differences	(3)	–	(3)
Charged to profit or loss	(313)	–	(313)
At 30 June 2016	(1,857)	588	(1,269)

16. INVENTORIES

	Group	
	2016 \$'000	2015 \$'000
Finished goods	7,836	5,732
Work-in-progress	3,535	2,938
Raw materials	2,215	1,563
	13,586	10,233

17. AMOUNT DUE FROM SUBSIDIARIES

The amount due from subsidiaries is non-trade in nature, interest free, repayable on demand and denominated in Singapore Dollars.

NOTES TO THE FINANCIAL STATEMENTS

FOR THE FINANCIAL YEAR ENDED 30 JUNE 2016

18. TRADE AND OTHER RECEIVABLES

	Group		Company	
	2016 \$'000	2015 \$'000	2016 \$'000	2015 \$'000
Trade receivables				
– third parties	9,533	9,868	–	–
– associates	2,598	3,161	–	–
– related party	–	33	–	–
Other receivables				
– third parties	1,520	1,771	9	30
Total trade and other receivables	13,651	14,833	9	30
Add:				
Amount due from subsidiaries (Note 17)	–	–	26,696	921
Cash and bank balances (Note 19)	5,985	7,101	629	3,549
Total loans and receivables	19,636	21,934	27,334	4,500

Trade and other receivables are unsecured, non-interest bearing and subject to normal credit terms.

The average credit period on sale of goods is 30 to 120 days (2015: 30 to 90 days).

The currency profiles of the Group's trade and other receivables as at 30 June are as follows:

	Group		Company	
	2016 \$'000	2015 \$'000	2016 \$'000	2015 \$'000
United States dollar ("USD")	8,542	9,041	–	–
Malaysian ringgit ("RM")	1,643	2,198	–	–
British pound ("GBP")	2,084	2,799	–	–
Others	1,382	795	9	30
	13,651	14,833	9	30

19. CASH AND BANK BALANCES

	Group		Company	
	2016 \$'000	2015 \$'000	2016 \$'000	2015 \$'000
Cash and bank balances	4,011	5,389	629	3,549
Fixed deposits	1,974	1,712	–	–
	5,985	7,101	629	3,549

Fixed deposits bear interest at an average rate of 2.1% (2015: 3.2%) per annum and are for a tenure of period ranging from 30 to 365 days (2015: 30 to 365 days).

Fixed deposits of the Group amounting to \$579,000 (2015: \$812,000) were pledged to bank to secure credit facilities granted to certain subsidiaries (Note 23).

NOTES TO THE FINANCIAL STATEMENTS

FOR THE FINANCIAL YEAR ENDED 30 JUNE 2016

19. CASH AND BANK BALANCES (CONTINUED)

The currency profiles of the Group's cash and bank balances as at 30 June are as follows:

	Group		Company	
	2016 \$'000	2015 \$'000	2016 \$'000	2015 \$'000
USD	2,283	1,682	102	–
SGD	551	3,849	527	3,549
RM	1,990	1,017	–	–
Euro	34	78	–	–
Others	1,127	475	–	–
	5,985	7,101	629	3,549

For the purpose of the statement of cash flows, cash and cash equivalents comprise the following at the end of the reporting period:

	Group	
	2016 \$'000	2015 \$'000
Cash and bank balances	5,985	7,101
Less: Fixed deposits pledged to bank	(579)	(812)
Less: Secured bank overdrafts (Note 23)	–	(384)
Cash and cash equivalents	5,406	5,905

20. SHARE CAPITAL

	Group		Company	
	No. of shares ('000)	\$'000	No. of shares ('000)	\$'000
At 1 July 2014	–	3,988	*	*
Adjustment pursuant to the Restructuring Exercise (Note 2)	–	(3,988)	–	–
Issuance of shares pursuant to:	188,023	37,694	188,023	37,694
Restructuring Exercise (Note 2)	152,511	30,502	152,511	30,502
Conversion of the convertible loan	6,712	1,000	6,712	1,000
Public issue for cash	28,800	6,192	28,800	6,192
Share issue expenses	–	(1,451)	–	(1,451)
At 30 June 2015 and 30 June 2016	188,023	36,243	188,023	36,243

* denotes amount less than \$1,000

For the purpose of the preparation of the statement of financial position of the Group, the issued share capital as of 1 July 2014 represent the aggregated number of issued share capital of all the subsidiaries within the Group under the pooling-of-interest method of consolidation.

Convertible loan pertains to the pre-IPO investors exercising their rights to convert their convertible loans into equity shares during the financial year.

Pursuant to the restructuring exercise in Note 2, the Company issued 30,502,217 restructuring shares at an issue price of \$1 per share. Subsequent to the restructuring exercise, the shareholders approved a share split of the issued and paid-up ordinary shares of the Company wherein each share was split into 5 ordinary shares.

Fully paid ordinary shares carry one vote per share and carry a right to dividends as and when declared by the Company. All issued ordinary shares are fully paid. There is no par value for these ordinary shares. The newly issued shares rank pari passu in all respects with the previously issued shares.

NOTES TO THE FINANCIAL STATEMENTS

FOR THE FINANCIAL YEAR ENDED 30 JUNE 2016

21. RESERVES

Foreign currency translation reserve

The foreign currency translation reserve represents exchange differences arising from the translation of the financial statements of foreign operations where functional currencies are different from that of the Group's presentation currency.

Merger reserve

This represents the difference between the nominal value of shares issued by the Company in exchange for the nominal value of shares and capital reserve of subsidiaries acquired which is accounted for under "pooling-of-interest".

22. DERIVATIVE FINANCIAL INSTRUMENTS

	Group	
	2016 \$'000	2015 \$'000
Forward foreign exchange contracts		
Beginning balance	571	(95)
Changes in fair value	(394)	696
Exchange translation differences	(34)	(30)
Closing balance	<u>143</u>	<u>571</u>

Forward foreign exchange contract

The Group utilises currency derivatives to hedge its sales denominated in USD for which firm commitments existed at the end of the reporting period. The settlement dates on forward currency contracts range between 3 to 270 days (2015: 3 to 270 days).

At the end of the financial year, the total notional amount of outstanding forward foreign exchange contract to which the Group is committed is as follows:

	2016 USD	2015 USD
Forward foreign exchange contract	<u>13,490,000</u>	<u>9,094,045</u>

The fair values are measured using quoted forward exchange rates by financial institutions. Changes in the fair value of currency derivative amounting to \$394,519 (2015: \$696,065) has been credited (2015: charged) to profit or loss in the financial year.

The following table details the forward foreign currency contract outstanding as at the end of the reporting period.

	Average exchange rate		Foreign currency		Contract value		Fair value	
	2016 RM	2015 RM	2016 USD'000	2015 USD'000	2016 \$'000	2015 \$'000	2016 \$'000	2015 \$'000
Sell USD	<u>4.04</u>	<u>3.62</u>	<u>13,490</u>	<u>9,094</u>	<u>18,399</u>	<u>10,329</u>	<u>143</u>	<u>571</u>

NOTES TO THE FINANCIAL STATEMENTS

FOR THE FINANCIAL YEAR ENDED 30 JUNE 2016

23. BANK BORROWINGS

	Group	
	2016 \$'000	2015 \$'000
Secured bank loans ⁽¹⁾	3,856	4,909
Secured finance lease payables ⁽²⁾	19	37
Secured export credit refinancing ⁽³⁾	–	629
Secured export invoice financing ⁽⁴⁾	6,893	–
Secured bank overdrafts ⁽⁵⁾ (Note 19)	–	384
Total	10,768	5,959
Less:		
Amount due for settlement within 12 months ⁽⁶⁾	(7,754)	(1,881)
Amount due for settlement after 12 months	3,014	4,078

(1) The weighted average effective interest rates of the Group's secured bank loans are ranging from 5.24% to 6.17% (2015: 4.75% to 6.30%) and are secured as follows:

- (i) legal charges on the leasehold land and buildings;
- (ii) guarantees from the Company, certain subsidiaries, related parties and directors of the Company; and
- (iii) debentures over certain production lines.

(2) The finance lease terms range from 1 to 5 years. All leases are on a fixed repayment basis and are secured by motor vehicles of a subsidiary (Note 13). The minimum lease payment of the finance lease is as follows:

	Group	
	2016 \$'000	2015 \$'000
Minimum hire purchase payments:		
– less than a one year	6	15
– within one to five years	15	25
	21	40
Less: Future finance charges	(2)	(3)
Present value of hire purchase payables	19	37

(3) The export credit refinancing is repayable from 1 to 120 days (2015: 1 to 120 days). The interest rate for export credit refinancing is 1% plus base lending rate and is secured by a fixed deposits amounting to \$579,000 (2015: \$812,000).

(4) The export invoice refinancing is repayable from 1 to 150 days. The interest rate for export invoice refinancing is 1.75% per annum over London Inter Bank Offer Rate (LIBOR) prevailing from time to time or 1.75% per annum over the Bank's cost of Funds as determined by the bank on the day of transaction, whichever is the higher. Corporate guarantee is given by a subsidiary of the Group.

(5) The bank overdrafts are repayable on demand. The weighted average effective interest rate of 8.1% (2015: 8.1%) are determined based on 1.5% plus base lending rate. The bank overdrafts are secured by a fixed deposits amounting to \$579,000 (2015: \$812,000).

(6) The amount, shown under current liabilities, consists of secured banks loans of \$855,000 (2015: \$856,000), secured finance lease payables of \$6,000 (2015: \$13,000), secured export credit refinancing of \$Nil (2015: \$628,000), secured export invoice financing of \$6,893,000 (2015: \$NIL) and secured bank overdrafts of \$NIL (2015: \$384,000).

The weighted average effective interest rate for bank borrowings is 5.24% (2015: 5.66%).

The carrying amounts of the Group's borrowings approximate their fair values.

The currency profiles of the Group's borrowings as at 30 June are as follows:

	Group		Company	
	2016 \$'000	2015 \$'000	2016 \$'000	2015 \$'000
USD	6,893	–	–	–
RM	3,875	5,959	–	–
	10,768	5,959	–	–

NOTES TO THE FINANCIAL STATEMENTS

FOR THE FINANCIAL YEAR ENDED 30 JUNE 2016

24. TRADE AND OTHER PAYABLES

	Group		Company	
	2016 \$'000	2015 \$'000	2016 \$'000	2015 \$'000
Trade payables				
– third parties	3,076	4,041	–	–
Other payables				
– third parties	1,609	2,219	3	54
Accrued expenses	834	965	106	81
Total trade and other payables	5,519	7,225	109	135
Add:				
Bank borrowings (Note 23)	10,768	5,959	–	–
Total financial liabilities carried at amortised cost.	16,287	13,184	109	135

Trade payables are unsecured, interest-free and with the credit term ranging from 21 to 90 days (2015: 21 to 90 days).

Other payables to third parties represent payables to utility supplies. Other payables are unsecured, interest-free and repayable on demand.

The currency profiles of the Group's trade and other payables as at 30 June are as follows:

	Group		Company	
	2016 \$'000	2015 \$'000	2016 \$'000	2015 \$'000
USD	1,123	2,142	–	–
RM	3,309	4,412	–	–
Others	1,087	671	109	135
	5,519	7,225	109	135

25. CAPITAL COMMITMENTS

	Group	
	2016 \$'000	2015 \$'000
Capital expenditure contracted but not provided for:		
Commitments for the acquisition of property, plant and equipment	2,610	1,142

NOTES TO THE FINANCIAL STATEMENTS

FOR THE FINANCIAL YEAR ENDED 30 JUNE 2016

26. CONTINGENT LIABILITIES

	Group		Company	
	2016 \$'000	2015 \$'000	2016 \$'000	2015 \$'000
Bank guarantee given to third parties for utility supplies to a subsidiary	1,840	2,142	-	-
Corporate guarantee given to banks for bank facilities granted to subsidiaries	-	-	337	15,050
	1,840	2,142	337	15,050

The fair value of the corporate guarantee given to banks for bank facilities granted to subsidiaries is not material.

27. SIGNIFICANT RELATED PARTY TRANSACTIONS

A related party is defined as follows:

- (a) A person or a close member of that person's family is related to the Group and Company if that person:
 - (i) Has control or joint control over the Company;
 - (ii) Has significant influence over the Company; or
 - (iii) Is a member of the key management personnel of the Group or Company or of a parent of the Company.
- (b) An entity is related to the Group and the Company if any of the following conditions applies:
 - (i) The entity and the Company are members of the same group (which means that each parent, subsidiary and fellow subsidiary is related to the others).
 - (ii) One entity is an associate or joint venture of the other entity (or an associate or joint venture of a member of a group of which the other entity is a member).
 - (iii) Both entities are joint ventures of the same third party.
 - (iv) One entity is a joint venture of a third entity and the other entity is an associate of the third entity.
 - (v) The entity is a post-employment benefit plan for the benefit of employees of either the Company is itself such a plan, the sponsoring employers are also related to the Company.
 - (vi) The entity is controlled or jointly controlled by a person identified in (a);
 - (vii) A person identified in (a)(i) has significant influence over the entity or is a member of the key management personnel of the entity (or of a parent of the entity);
 - (viii) The entity, or any member of a group of which it is a part, provides key management personal services to the reporting entity or to the parent of the reporting entity.

Associates are related parties and include those that are associates of the holding and/or related companies.

Many of the Group's and Company's transactions and arrangements are with related parties and the effect of these on the basis determined between the parties is reflected in these financial statements. The balances are unsecured, interest-free and repayable on demand unless otherwise stated.

NOTES TO THE FINANCIAL STATEMENTS

FOR THE FINANCIAL YEAR ENDED 30 JUNE 2016

27. SIGNIFICANT RELATED PARTY TRANSACTIONS (CONTINUED)

During the year, in addition to those disclosed elsewhere in these financial statements, the Group entities and the Company entered into the following transactions with related parties:

	2016 \$'000	2015 \$'000
Sales to a related party	-	37
Sales to associates	14,139	14,409

Key management personnel remuneration

	2016 \$'000	2015 \$'000
Short-term benefit	599	511
Defined contribution plans	44	42
	643	553

28. SEGMENT INFORMATION

Management has determined the operating segments based on the reports reviewed by the chief operating decision maker.

Management considers the business from both a geographic and business segment perspective. Geographically, management manages and monitors the business in these primary geographic areas: Malaysia, Germany, United Kingdom, China and United States which are engaged in the manufacturing, distribution and trading of latex and nitrile examination gloves.

The Group has three reportable segments being latex examination gloves, nitrile examination gloves and other ancillary products.

The Group's reportable segments are strategic business units that are organised based on their function and targeted customer groups. They are managed separately because each business unit requires different skill sets and marketing strategies.

Management monitors the operating results of the segments separately for the purpose of making decisions about resources to be allocated and of assessing performance. Segment performance is evaluated based on gross profit. The other operating expenses which include interest income, finance costs, depreciation, share of profit of associate and income tax were not monitored by segment.

Income taxes are managed on a Group basis.

The accounting policies of the operating segments are the same of those described in the summary of significant accounting policies. There is no asymmetrical allocation to reportable segments. Management evaluates performance on the basis of profit or loss from operation before tax expense not including non-recurring gains and losses and foreign exchange gains or losses.

There is no change from prior periods in the measurement methods used to determine reported segment profit or loss.

The Group accounts for intersegment sales and transfer as if the sales or transfers were to third parties, which approximate market prices. These intersegment transactions are eliminated on combination.

NOTES TO THE FINANCIAL STATEMENTS

FOR THE FINANCIAL YEAR ENDED 30 JUNE 2016

28. SEGMENT INFORMATION (CONTINUED)

Reconciliations of reportable segment revenues, profit or loss, assets and liabilities and other material items

	2016 \$'000	2015 \$'000
Revenues		
Total revenue for reportable segments	134,349	62,476
Elimination of inter-segment revenue	(75,526)	(6,736)
	58,823	55,740
Profit or loss		
Total profit or loss for reportable segments	6,778	3,444
Share of profit of associates	691	513
Profit before income tax	7,469	3,957
Assets		
Total assets for reportable segments	50,755	47,046
Investments in associates	5,288	4,765
Total assets	56,043	51,811
Liabilities		
Total liabilities for reportable segments	17,699	14,708
Total liabilities	17,699	14,708

Business Segments

Revenue	2016		2015	
	\$'000	(%)	\$'000	(%)
Latex examination gloves	30,991	53	32,202	58
Nitrile examination gloves	21,191	36	20,015	36
Other ancillary products	6,641	11	3,523	6
Total	58,823	100	55,740	100
Gross profit				
	\$'000	(%)	\$'000	(%)
Latex examination gloves	6,165	48	6,150	53
Nitrile examination gloves	4,670	37	4,671	40
Other ancillary products	1,858	15	728	7
Total	12,693	100	11,549	100
Gross profit margin				
	2016 (%)	2015 (%)		
Latex examination gloves	20	19		
Nitrile examination gloves	21	23		
Other ancillary products	28	21		
Overall	23	21		

NOTES TO THE FINANCIAL STATEMENTS

FOR THE FINANCIAL YEAR ENDED 30 JUNE 2016

28. SEGMENT INFORMATION (CONTINUED)

Geographic information

Revenues from external customers

	2016 \$'000	2015 \$'000
Europe	29,182	28,014
North America	10,844	14,570
South America	5,953	3,382
Africa	1,748	558
Asia	5,321	7,002
Malaysia#	5,775	2,214
	58,823	55,740

Includes revenue from intermediaries that export our products to overseas market.

The revenue information above is based on the location of the customers.

Location of non-current assets

	Malaysia \$'000	Europe S\$'000	North America \$'000	Africa \$'000	Asia \$'000	Total \$'000
2016						
Non-current assets	16,792	4,908	575	417	129	22,821
2015						
Non-current assets	14,075	4,371	543	517	138	19,644

Non-current assets consist of property, plant and equipment and investments in associates in Germany and United States of America.

Major customers

Revenue from one major customer amounted to approximately \$13,584,196 (2015: \$11,425,578) which is derived from a mixture of segments.

29. FINANCIAL INSTRUMENTS AND FINANCIAL RISKS

The Group's activities expose it to credit risks, market risks (including foreign currency risks and interest rate risks) and liquidity risks. The Group's overall risk management strategy seeks to minimise adverse effects from the volatility of financial markets on the Group's financial performance.

The Board of Directors is responsible for setting the objectives and underlying principles of financial risk management for the Group. The management then establishes the detailed policies such as authority levels, oversight responsibilities, risk identification and measurement, exposure limits and hedging strategies, in accordance with the objectives and underlying principles approved by the Board of Directors.

Financial risk management is carried out by a central treasury department ("Group Treasury") in accordance with the policies set by the management. The trading team of Group Treasury identifies, evaluates and hedges financial risks in close co-operation with the Group's operating units. The reporting team of Group Treasury measures actual exposures against the limits set and prepares daily reports for review by the Heads of Group Treasury and each operating unit. Regular reports are also submitted to the management and the Board of Directors.

There have been no changes to the Group's exposure to these financial risks or the manner in which it manages and measures the risk. Market risk exposures are measured using sensitivity analysis indicated below.

NOTES TO THE FINANCIAL STATEMENTS

FOR THE FINANCIAL YEAR ENDED 30 JUNE 2016

29. FINANCIAL INSTRUMENTS AND FINANCIAL RISKS (CONTINUED)

Credit risks

Credit risks refer to the risk that the counterparty will default on its contractual obligations resulting in a loss to the Group. The Group has adopted a policy of only dealing with creditworthy counterparties and obtaining sufficient collateral where appropriate, as a means of mitigating the risk of financial loss from defaults. The Group performs ongoing credit evaluation of its counterparties' financial condition and generally does not require a collateral.

At the end of the reporting period, 21% (2015: 24%) of trade receivables relates to 2 associates which were not past due nor impaired. The Group has not recognised an allowance for doubtful receivables as the director is of the view that there has not been any significant change in credit quality and the amounts are still considered recoverable.

The Group's major classes of financial assets are bank deposits and trade and other receivables.

Bank deposits are mainly deposits with banks with high credit-ratings assigned by international credit rating agencies.

Trade and other receivables that are neither past due nor impaired are substantially companies with good collection track record with the Group.

The age analysis of trade receivables past due but not impaired is as follows:

	Group	
	2016 \$'000	2015 \$'000
Past due for 1 to 90 days	6,500	3,601
Past due for 91 to 180 days	1,943	1,158
Over 181 days	348	818
	8,791	5,577

Market risks

The Group's activities expose it primarily to the financial risks of changes in foreign currency exchange rates and interest rates. The Group enters into a variety of derivative financial instruments to manage its exposure to interest rate and foreign currency risks, including foreign currency forward contracts to hedge against foreign currency risks.

Foreign currency risks

The Group transacts business in various foreign currencies, including USD and Euro, other than the respective functional currencies of the Group, and hence is exposed to foreign currency risks.

The Group either uses financial instruments such as foreign currency forward contracts to hedge certain financial risk exposures although hedge accounting was not applied or the natural hedges arising from a matching sale, purchase or a matching of assets and liabilities of the same currency and amount.

The carrying amounts of the Group's major foreign currency denominated monetary assets and monetary liabilities as at the end of the financial year are as follows:

	Group		Company	
	2016 \$'000	2015 \$'000	2016 \$'000	2015 \$'000
Monetary assets				
USD	10,825	10,723	102	-
Monetary liabilities				
USD	(8,016)	(2,142)	-	-
Less: Forward foreign currency contracts (USD)	(18,399)	(10,329)	-	-
	(15,590)	(1,748)	102	-

NOTES TO THE FINANCIAL STATEMENTS

FOR THE FINANCIAL YEAR ENDED 30 JUNE 2016

29. FINANCIAL INSTRUMENTS AND FINANCIAL RISKS (CONTINUED)

Market risks (Continued)

Foreign currency risks (Continued)

Foreign currency sensitivity analysis

The Group is mainly exposed to USD.

The following table details the Group's sensitivity to a 5% change in USD against the respective functional currencies of the Group entities. The sensitivity analysis assumes an instantaneous 5% change in the foreign currency exchange rates from the end of the financial year, with all variables held constant.

	Increase/(Decrease) Profit before income tax and equity			
	Group		Company	
	2016 \$'000	2015 \$'000	2016 \$'000	2015 \$'000
USD				
Strengthens against \$	(780)	(87)	5	–
Weakens against \$	780	87	(5)	–

Interest rate risks

Interest rate risk is the risk that the fair value or future cash flows of a financial instrument will fluctuate because of changes in market interest rates.

The Group's interest rate risks relate to interest bearing liabilities.

The Group's policy is to maintain an efficient and optimal interest cost structure using a combination of fixed and variable rate debts, and long and short term borrowings.

The Group's exposure to interest rate risks is set out in a table below under Liquidity risks.

Interest rate sensitivity analysis

The sensitivity analysis below has been determined based on the exposure to interest rate risks of bank borrowings at the end of the financial year. For floating rate liabilities, the analysis is prepared assuming the amount of liability outstanding at the end of the financial year was outstanding for the whole year. The sensitivity analysis assumes an instantaneous 1% change in the interest rates from the end of the financial year, with all variables held constant.

	Increase/(Decrease) Profit/(Loss) before income tax and Equity	
	2016 \$'000	2015 \$'000
Bank borrowings		
Increase	(108)	(59)
Decrease	108	59

Liquidity risks

Liquidity risks refer to the risks in which the Group encounters difficulties in meeting its short-term obligations. Liquidity risks are managed by matching the payment and receipt cycle.

The following table details the Group's remaining contractual maturity for its financial instruments. The table has been drawn up based on contractual undiscounted cash flows of financial instruments based on the earlier of the contractual date or when the Group is expected to receive or (pay). The table includes both interest and principal cash flows.

NOTES TO THE FINANCIAL STATEMENTS

FOR THE FINANCIAL YEAR ENDED 30 JUNE 2016

29. FINANCIAL INSTRUMENTS AND FINANCIAL RISKS (CONTINUED)

Liquidity risks (Continued)

	Carrying amount \$'000	Contractual Undiscounted Cash Flows \$'000	Less than 1 year \$'000	1 to 5 years \$'000	More than 5 years \$'000
Financial assets					
Cash and bank balances	5,985	5,985	5,985	–	–
Trade and other receivables	13,651	13,651	13,651	–	–
As at 30 June 2016	19,636	19,636	19,636	–	–
Cash and bank balances	7,101	7,101	7,101	–	–
Trade and other receivables	14,833	14,833	14,833	–	–
As at 30 June 2015	21,934	21,934	21,934	–	–
Financial liabilities and derivative financial instrument					
Trade and other payables	5,519	5,519	5,519	–	–
Bank borrowings	10,768	11,377	3,185	8,192	–
Foreign currency forward contracts	143	143	143	–	–
As at 30 June 2016	16,430	17,039	8,847	8,192	–
Trade and other payables	7,225	7,225	7,225	–	–
Bank borrowings	5,959	6,647	2,097	4,412	138
Foreign currency forward contracts	571	571	571	–	–
As at 30 June 2015	13,755	14,443	9,893	4,412	138
Total net assets/(liabilities)					
As at 30 June 2016	3,206	2,597	10,789	(8,192)	–
As at 30 June 2015	8,179	7,491	12,041	(4,412)	(138)

The Group's operations are financed mainly through equity, retained profits and bank borrowings. Adequate lines of credits are maintained to ensure the necessary liquidity is available when required. The repayment terms of the bank borrowings are disclosed in Notes 23 to these financial statements.

NOTES TO THE FINANCIAL STATEMENTS

FOR THE FINANCIAL YEAR ENDED 30 JUNE 2016

30. FAIR VALUE OF ASSETS AND LIABILITIES

The carrying amounts of cash and bank balances, trade and other receivables and payables, approximate their respective fair values due to the relative short term maturity of these financial instruments. The fair values of other classes of financial assets and liabilities are disclosed in the respective notes to the financial statements.

The fair values of applicable financial assets and financial liabilities are determined as follows:

- (a) the fair values of financial assets and financial liabilities with standard terms and conditions and which trade in active liquid markets that the Group can access at the measurement date markets are determined with reference to quoted market prices (unadjusted) (Level 1 of fair value hierarchy);
- (b) in the absence of quoted market prices, the fair values of the other financial assets and financial liabilities (excluding derivative instruments) are determined using the other observable, either directly or indirectly, inputs such as quoted prices for similar assets/liabilities in active markets, quoted prices for identical or similar assets/liabilities in non-active markets or inputs other than quoted prices that are observable for the asset or liability (Level 2 of fair value hierarchy).
- (c) in the absence of observable inputs, the fair values of the remaining financial assets and financial liabilities (excluding derivatives instruments) are determined in accordance with generally accepted pricing models (Level 3 of fair value hierarchy).
- (d) the fair value of derivative instruments are calculated using quoted prices (Level 1 of fair value hierarchy). Where such prices are unavailable, discounted cash flow analysis is used, based on the applicable yield curve of the duration of the instruments for non-optional derivatives, and option pricing models for optional derivatives (Level 3 of fair value hierarchy).

Fair value measurements that use inputs of different hierarchy levels are categorised in its entirety in the same level of the fair value hierarchy as the lowest level input that is significant to the entire measurement.

	Note	Level 1 \$'000	Level 2 \$'000	Level 3 \$'000
Recurring fair value measurements				
As at 30 June 2016				
Derivative financial instruments liability	22	143	-	-
As at 30 June 2015				
Derivative financial instruments liability	22	571	-	-

31. CAPITAL MANAGEMENT POLICIES AND OBJECTIVES

The Group's objectives when managing capital are to safeguard the Group's ability to continue as a going concern and to maintain an optimal capital structure so as to maximise shareholders' value. In order to maintain or achieve an optimal capital structure, the Group may adjust the amount of dividend payment, return capital to shareholders, issue new shares, buy back issued shares, obtain new borrowings or sell assets to reduce borrowings. No changes were made in the objectives, policies or processes during the financial year ended 30 June 2016.

Management monitors capital based on a gearing ratio. The gearing ratio is calculated as net debt divided by total capital. Net debt is calculated as borrowings plus trade and other payables less cash and bank balances. Total capital is calculated as equity plus net debts.

	2016 \$'000	2015 \$'000
Net debt	10,445	6,654
Total equity	38,344	37,103
Total capital	48,789	43,757
Gearing ratio	21%	15%

The Group is in compliance with all externally imposed capital requirements for the financial year ended 30 June 2016 and 30 June 2015.

NOTES TO THE FINANCIAL STATEMENTS

FOR THE FINANCIAL YEAR ENDED 30 JUNE 2016

32. EVENT SUBSEQUENT TO THE REPORTING DATE

On 5 August 2016, the Group's equity interest in Unigloves GmbH (which is an associate company in Germany held via the Company's wholly-owned subsidiary, Unigloves (Singapore) Pte. Ltd.) has decreased from 20% to 19.286% arising from a subscription of new shares in the associate company by the local managing director.

As the Group continues to exercise significant influence in Unigloves GmbH's operations and management (including policies and decision making), Unigloves GmbH will continue to be treated as an associated company for accounting purpose. The change in shareholding of the associate company is not expected to have any material impact on the net tangible asset per share or the earnings per share of the Group for the financial year ending 30 June 2017.

SHAREHOLDERS' STATISTICS

AS AT 13 SEPTEMBER 2016

ISSUED AND FULLY PAID-UP CAPITAL	:	S\$37,694,218.00
NUMBER OF SHARES ISSUED	:	188,023,530
CLASS OF SHARES	:	ORDINARY SHARES
VOTING RIGHTS	:	ONE (1) VOTE PER SHARE
NUMBER OF TREASURY SHARES	:	NIL

DISTRIBUTION OF SHAREHOLDINGS

Size of Shareholdings	No. of Shareholders	% of Shareholders	No. of Shares	% of Shares
1 – 99	1	0.18	10	0.00
100 – 1,000	23	4.03	13,800	0.00
1,001 – 10,000	228	40.00	1,538,100	0.82
10,001 – 1,000,000	306	53.68	20,772,700	11.05
1,000,001 & above	12	2.11	165,698,920	88.13
TOTAL	570	100.00	188,023,530	100.00

Based on the information provided and to the best knowledge of the Directors, approximately 18.05% of the issued ordinary shares of the Company is held in the hands of the public as at 13 September 2016 and therefore Rule 723 of the Listing Manual (Section B: Rules of Catalist) of the Singapore Exchange Securities Trading Limited is complied with.

SUBSTANTIAL SHAREHOLDERS AS AT 13 SEPTEMBER 2016

Substantial Shareholders	Direct Interest (No. of shares)	Deemed Interest (No. of shares)	Total No. of shares held	Percentage of shares
Zen UG Pte. Ltd. ⁽¹⁾	92,443,030	–	92,443,030	49.17%
Raydion Direct Global Inc ⁽¹⁾	17,500,000	–	17,500,000	9.31%
Lee Keck Keong ⁽¹⁾	–	109,943,030	109,943,030	58.47%
Sim Ai Cheng ⁽¹⁾⁽²⁾	–	109,943,030	109,943,030	58.47%
Lee Jun Yih ⁽³⁾	–	110,826,030	110,826,030	58.94%
Lee Jun Linn ⁽⁴⁾	–	110,631,130	110,631,130	58.84%
Ang Beng Teck	28,145,710	–	28,145,710	14.97%

Notes:

- (1) Lee Keck Keong, Sim Ai Cheng, Lee Jun Yih and Lee Jun Linn are deemed to be interested in all the shares held by Zen UG Pte. Ltd. and Raydion Direct Global Inc by virtue of Section 7 of the Companies Act.
- (2) Sim Ai Cheng is the spouse of Lee Keck Keong and the mother of Lee Jun Yih and Lee Jun Linn.
- (3) 883,000 ordinary shares are beneficially owned by Lee Jun Yih and registered in the name of CIMB Securities (Singapore) Pte. Ltd.
- (4) 688,100 ordinary shares are beneficially owned by Lee Jun Linn and registered in the name of CIMB Securities (Singapore) Pte. Ltd.

SHAREHOLDERS' STATISTICS

AS AT 13 SEPTEMBER 2016

TWENTY LARGEST SHAREHOLDERS

Name of Shareholders	No. of Shares	% of Shares
ZEN UG PTE. LTD.	92,443,030	49.17
ANG BENG TECK	28,145,710	14.97
RAYDION DIRECT GLOBAL INC	17,500,000	9.31
WONG SEE KEONG	9,120,670	4.85
ANG BENG YONG	4,094,710	2.18
JEREMY LEE SHENG POH	3,786,320	2.01
MAYBANK KIM ENG SECURITIES PTE LTD	2,731,600	1.45
CIMB SECURITIES (S'PORE) PTE LTD	2,121,200	1.13
DB NOMINEES (S) PTE LTD	1,772,900	0.94
TOMMIE GOH THIAM POH	1,609,810	0.86
ANG BENG CHEE	1,206,970	0.64
KOH KIM LENG COLIN	1,166,000	0.62
CITIBANK NOMINEES S'PORE PTE LTD	882,000	0.47
UOB KAY HIAN PTE LTD	813,000	0.43
KUA PHEK LONG	600,000	0.32
LAW PENG KWEE	550,000	0.29
OCBC SECURITIES PRIVATE LTD	530,000	0.28
RAFFLES NOMINEES (PTE) LTD	462,300	0.25
OOI YO CHYE	440,000	0.23
CHUA HIN BEE	400,000	0.21
TOTAL	170,376,220	90.61

NOTICE OF ANNUAL GENERAL MEETING

NOTICE IS HEREBY GIVEN that the Annual General Meeting of UG Healthcare Corporation Limited (the “**Company**”) will be held at YMCA Singapore, One Orchard Road, Singapore 238824 on Wednesday, 19 October 2016 at 10.00 a.m. to transact the following business:

Ordinary Business

1. To receive and adopt the Directors’ Statement and the Audited Financial Statements of the Company for the financial year ended 30 June 2016 together with the Auditors’ Report thereon. **[Resolution 1]**
2. To declare a first and final dividend of S\$0.00587 per ordinary share one-tier tax exempt for the financial year ended 30 June 2016. **[Resolution 2]**
3. To re-elect the following Directors who are retiring pursuant to Regulation 104 of the Company’s Constitution:

Mr Lee Keck Keong **[Resolution 3]**
Mr Yip Wah Pung **[Resolution 4]**
[Explanatory Note (1)]
4. To note the retirement of Mr Ang Beng Teck, a Director retiring pursuant to Regulation 104 of the Company’s Constitution. **[Explanatory Note (2)]**
5. To approve the payment of Directors’ fees of S\$76,835 for the financial year ending 30 June 2017 (FY2016: S\$225,000). **[Resolution 5]**
6. To re-appoint Messrs Mazars LLP as the Auditors of the Company and to authorise the Directors of the Company to fix their remuneration. **[Resolution 6]**
7. To transact any other ordinary business which may be transacted at an annual general meeting.

Special Business

To consider and, if thought fit, to pass the following as Ordinary Resolution, with or without modifications:

8. Authority to allot and issue shares in the capital of the Company

That pursuant to Section 161 of the Companies Act, Chapter 50 of Singapore (“**Companies Act**”) and Rule 806 of the Listing Manual (Section B: Rules of Catalist) of the Singapore Exchange Securities Trading Limited (the “**SGX-ST**”) (“**Catalist Rules**”) and the Constitution of the Company, authority be and is hereby given to the Directors to:

- (a) (i) allot and issue shares in the capital of the Company (“**Shares**”), whether by way of rights, bonus or otherwise; and/or
- (ii) make or grant offers, agreements, or options (collectively, “**Instruments**”) that might or would require Shares to be issued, including but not limited to the creation and issue of (as well as adjustments to) options, warrants, debentures or other instruments convertible into Shares,

at any time and upon such terms and conditions and such purposes and such persons as the Directors may in their absolute discretion deem fit; and
- (b) (notwithstanding the authority conferred by this Resolution may have ceased to be in force) issue Shares in pursuant of any Instruments made or granted by the Directors while this Resolution was in force, provided that:
 - (1) the aggregate number of Shares to be issued (including Shares to be issued in pursuance of Instruments made or granted pursuant to this Resolution), does not exceed one hundred percent (100%) of the total number of issued Shares (excluding treasury shares) in the capital of the Company (as calculated in accordance with sub-paragraph (2) below), of which the aggregate number of Shares and convertible

NOTICE OF ANNUAL GENERAL MEETING

securities to be issued (including Shares to be issued pursuant to the Instruments) other than on a pro rata basis to existing shareholders of the Company shall not exceed fifty per cent (50%) of the total number of issued Shares (excluding treasury shares) in the capital of the Company (as calculated in accordance with sub-paragraph (2) below); and

- (2) (subject to such manner of calculation and adjustments as may be prescribed by the SGX-ST for the purpose of determining the aggregate number of Shares (including Shares to be issued in pursuance of the Instruments, made or granted pursuant to this Resolution) that may be issued under sub-paragraph (1) above, the percentage of Shares (excluding treasury shares) that may be issued shall be based on the Company's total number of issued Shares (excluding treasury shares) at the date of the passing of this Resolution, after adjusting for (a) new Shares arising from the conversion or exercise of convertible securities or (b) new Shares arising from the exercising of share options or vesting of share awards outstanding and/or subsisting at the time of passing of this Resolution; provided that the options or awards were granted in compliance with Part VIII of Chapter 8 of the Catalist Rules; and (c) any subsequent bonus, consolidation or subdivision of Shares.
- (3) in exercising the authority conferred by this Resolution, the Company shall comply with the requirements imposed by the SGX-ST from time to time and the provisions of the Catalist Rules for the time being in force (in each case, unless such compliance has been waived by the SGX-ST), all applicable legal requirements under the Companies Act, and otherwise, the Constitution for the time being of the Company.
- (4) Unless previously revoked or varied by the Company in general meeting, such authority conferred by this Resolution shall continue in force until the conclusion of the next annual general meeting of the Company or the date by which the next annual general meeting of the Company is required by law to be held, whichever is the earlier." **[Explanatory Note (3)]** **[Resolution 7]**

9. Authority to allot and issue shares under the UG Healthcare Scrip Dividend Scheme

That pursuant to Section 161 of the Companies Act, Rule 805 of the Catalist Rules and the Constitution of the Company, authority be and is hereby given to the Directors to allot and issue such number of new Shares as may be required to be allotted and issued pursuant to the application of the UG Healthcare Scrip Dividend Scheme to the first and final dividend of S\$0.00587 per ordinary share, one-tier tax exempt for the financial year ended 30 June 2016.

[Explanatory Note (4)]

[Resolution 8]

10. Authority to allot and issue shares under:

(A) The Unigloves Employee Share Option Scheme

That pursuant to Section 161 of the Companies Act, authority be and is hereby given to the Directors to:

- (i) offer and grant options ("**Options**") from time to time in accordance with the rules of the Unigloves Employee Share Option Scheme (the "**Unigloves ESOS**"); and
- (ii) allot and issue from time to time such number of Shares as may be required to be issued pursuant to the exercise of Options granted under the Unigloves ESOS,

provided always that the aggregate number of Shares to be issued pursuant to the Unigloves ESOS, when aggregated to the aggregate number of Shares issued and issuable or transferred and to be transferred in respect of all options or awards under any other share option schemes or share schemes, shall not exceed fifteen percent (15%) of the total number of issued Shares (excluding treasury shares), on the day immediately preceding the date on which an offer to grant an Option is made. The grant of Options can be made at any time from time to time and that such authority shall, unless revoked or varied by the Company in a general meeting, continue in force until the conclusion of the next annual general meeting of the Company or the date by which the next annual general meeting of the Company is required by law to be held, whichever is earlier.

[Explanatory Note (5)]

[Resolution 9A]

NOTICE OF ANNUAL GENERAL MEETING

(B) Unigloves Performance Share Plan

That pursuant to Section 161 of the Companies Act, authority be and is hereby given to the Directors to:

- (i) offer and grant awards ("**Awards**") from time to time in accordance with the rules of the Unigloves Performance Share Plan (the "**Unigloves PSP**"); and
- (ii) allot and issue from time to time such number of Shares as may be required to be issued pursuant to the vesting of Awards granted under the Unigloves PSP,

provided always that the aggregate number of Shares to be issued or transferred pursuant to the Awards granted under the Unigloves PSP, when aggregated with the aggregate number of Shares over which options are granted under any other share option schemes, shall not exceed fifteen percent (15%) of the total number of issued Shares (excluding treasury shares) from time to time and that such authority shall, unless revoked or varied by the Company in a general meeting, continue in force until the conclusion of the next annual general meeting of the Company or the date by which the next annual general meeting of the Company is required by law to be held, whichever is earlier. **[Explanatory Note (5)]** **[Resolution 9B]**

By Order of the Board

Sharon Yeoh
Company Secretary

4 October 2016
Singapore

Explanatory Notes:

- (1) **Resolution 2** – At the conclusion of the Annual General Meeting, Mr Lee Keck Keong will be re-designated from Non-Executive Director to Executive Director and appointed as Chief Executive Officer of the Company. In connection thereto, he will cease to be a member of the Audit and Remuneration Committees and will remain as a member of the Nominating Committee.

Resolution 3 – Mr Yip Wah Pung, if re-elected, will remain as the Independent Non-executive Chairman, Chairman of the Audit Committee and a member of the Remuneration Committee. The Board considers Mr Yip Wah Pung to be independent pursuant to Rule 704(7) of the Catalist Rules.

At the conclusion of the Annual General Meeting, Mr Yip Wah Pung will be appointed as a member of the Nominating Committee.

- (2) Upon the retirement of Mr Ang Beng Teck, he will relinquish his position as the Executive Director and Chief Executive Officer of the Company at the conclusion of the Annual General Meeting.
- (3) **Resolution 7** – This Resolution, if passed, will empower the Directors, effective until (i) the conclusion of the next annual general meeting, or (ii) the date by which the next annual general meeting of the Company is required by law to be held or (iii) the date on which such authority is varied or revoked by the Company in a general meeting, whichever is the earliest, to issue Shares, make of grant instruments convertible into Shares and to issue Shares pursuant to such instruments, up to a number not exceeding, in total, one hundred percent (100%) of issued share capital of the Company (excluding treasury shares), of which up to fifty percent (50%) may be issued other than on a pro-rata basis to existing shareholders of the Company.
- (4) **Resolution 8** – This Resolution, if passed, will empower the Directors, to issue such number new Shares as may be required to be issued pursuant to the application of UG Healthcare Scrip Dividend Scheme to the first and final dividend of S\$0.00587 per ordinary share, one-tier tax exempt for the financial year ended 30 June 2016. Please refer to the Company's announcement dated 24 August 2016 and 8 September 2016 in relation to the application of UG Healthcare Scrip Dividend Scheme to the said final dividend.
- (5) **Resolution 9A and 9B** – This Resolution, if passed, will empower the Directors of the Company to allot and issue Shares pursuant to the exercise of Options and vesting of Awards under the Unigloves ESOS and Unigloves PSP respectively, provided that the aggregate number of Shares to be issued pursuant to the Unigloves ESOS and Unigloves PSP, when aggregated to the number of Shares issued and issuable or transferred and to be transferred under any other share option schemes or share schemes of the Company shall not exceed fifteen percent (15%) of the total number of issued shares (excluding treasury shares) of the Company from time to time.

NOTICE OF ANNUAL GENERAL MEETING

Notes:-

1. (a) A member who is not a Relevant Intermediary is entitled to appoint not more than two proxies to attend and vote in his/her stead at the Annual General Meeting (the "**Meeting**"). A proxy need not be a member of the Company.
- (b) A member who is a Relevant Intermediary is entitled to appoint more than two proxies to attend, speak and vote at the Meeting, but each proxy must be appointed to exercise the rights attached to a different share or shares held by such member. Where such member's form of proxy appoints more than two proxies, the number and class of shares in relation to which each proxy has been appointed shall be specified in the form of proxy.

"Relevant intermediary" has the meaning ascribed to it in Section 181 of the Companies Act, Chapter 50.

2. The instrument appointing a proxy or proxies must be deposited at the office of the Company's Share Registrar at 8 Robinson Road, #03-00, ASO Building, Singapore 048544 not less than forty-eight (48) hours before the time appointed for holding the Meeting.

PERSONAL DATA PRIVACY

Where a member of the Company submits an instrument appointing a proxy(ies) and/or representative(s) to attend, speak and vote at the annual general meeting and/or any adjournment thereof, a member of the Company (i) consents to the collection, use and disclosure of the member's personal data by the Company (or its agents) for the purpose of the processing and administration by the Company (or its agents) of proxies and representatives appointed for the annual general meeting (including any adjournment thereof) and the preparation and compilation of the attendance lists, proxy lists, minutes and other documents relating to the annual general meeting (including any adjournment thereof), and in order for the Company (or its agents) to comply with any applicable laws, listing rules, regulations and/or guidelines (collectively, the "**Purposes**"); (ii) warrants that where the member discloses the personal data of the member's proxy(ies) and/or representative(s) to the Company (or its agents), the member has obtained the prior consent of such proxy(ies) and/or representative(s) for the collection, use and disclosure by the Company (or its agents) of the personal data of such proxy(ies) and/or representative(s) for the Purposes; and (iii) agrees that the member will indemnify the Company in respect of any penalties, liabilities, claims, demands, losses and damages as a result of the member's breach of warranty.

UG HEALTHCARE CORPORATION LIMITED

(Incorporated in the Republic of Singapore)
Company Registration No. 201424579Z

PROXY FORM**IMPORTANT:**

1. A relevant intermediary may appoint more than two (2) proxies to attend the Annual General Meeting and vote (please see Note 4 for the definition of "relevant intermediary").
2. An investor who holds shares under the Supplementary Retirement Scheme ("SRS Investors") may attend and cast his vote(s) at the Annual General Meeting in person. SRS Investors who are unable to attend the Annual General Meeting but would like to vote, may inform their SRS Approved Nominees to appoint the Chairman of the Annual General Meeting to act as their proxy, in which case, the SRS Investors shall be precluded from attending the Annual General Meeting.
3. This Proxy Form is not valid for use by SRS Investors and shall be ineffective for all intents and purposes if used or purported to be used by them.

I/We _____ NRIC/Passport/Co. Registration No. _____

of _____

being a member/members of **UG HEALTHCARE CORPORATION LIMITED** hereby appoint

Name	NRIC/Passport No.	Proportion of Shareholdings	
		No. of Shares	(%)
Address			

and/or (delete as appropriate)

Name	NRIC/Passport No.	Proportion of Shareholdings	
		No. of Shares	(%)
Address			

as *my/our *proxy/proxies to attend, speak or vote for me/us and on *my/our behalf at the Annual General Meeting ("AGM") of the Company to be held at YMCA Singapore, One Orchard Road, Singapore 238824 on Wednesday, 19 October 2016 at 10.00 a.m. and at any adjournment thereof.

*I/We have directed *my/our proxy/proxies to vote for or against the Resolutions to be proposed at the AGM as indicated hereunder. If no specific directions as to voting are given, the *proxy/proxies may vote or abstain from voting at *his/their discretion, as *he/they will on any other matters arising at the AGM.

Voting would be conducted by poll. Please indicate your vote "For" or "Against" with a tick [✓] within the box provided.

AS ORDINARY BUSINESS			
No.	Resolutions Relating To:	For*	Against*
1	Adoption of Directors' Statement and Audited Financial Statements of the Company for the financial year ended 30 June 2016		
2	Declaration of First and Final Dividend		
3	Re-election of Mr Lee Keck Keong as Director		
4	Re-election of Mr Yip Wah Pung as Director		
5	Approval of Directors' fees for financial year ending 30 June 2017		
6	Re-appointment of Messrs Mazars LLP as auditors		
AS SPECIAL BUSINESS			
7	Authority to issue new shares		
8	Authority to issue new shares pursuant to the UG Healthcare Scrip Dividend Scheme		
9A	Authority to allot and issue shares pursuant to the Unigloves ESOS		
9B	Authority to allot and issue shares pursuant to the Unigloves PSP		

*Delete where inapplicable

Dated this _____ day of _____ 2016

Total Number of Shares Held in:	
CDP Register	
Register of Members	

Signature(s) of Member(s) or
Common Seal of Corporate Member

IMPORTANT: PLEASE READ NOTES OVERLEAF



Notes:

1. Please insert the total number of shares held by you. If you have shares entered against your name in the Depository Register (as defined in Section 81SF of the Securities and Futures Act, (Cap 289)), you should insert that number of Shares. If you have shares registered in your name in the Register of Members, you should insert that number of shares. If you have shares entered against your name in the Depository Register and shares registered in your name in the Register of Members, you should insert the aggregate number of shares entered against your name in the Depository Register and registered in your name in the Register of Members. If no number is inserted, the instrument appointing a proxy or proxies shall be deemed to relate to all the shares held by you.
2. A member who is not a relevant intermediary is entitled to appoint not more than two (2) proxies to attend, speak and vote on his behalf at the Annual General Meeting.
3. Where a member appoints more than one proxy, the proportion of his shareholding to be represented by each proxy shall be specified. If no proportion is specified, the Company shall be entitled to treat the first named proxy as representing the entire number of shares entered against his name in the Depository Register and any second named proxy as an alternate to the first named.
4. For any member who acts as an intermediary pursuant to Section 181(6) of the Companies Act, Cap. 50, who is either:
 - a. a banking corporation licensed under the Banking Act (Cap. 19) or its wholly-owned subsidiary which provides nominee services and holds shares in that capacity;
 - b. a capital markets services licence holder which provides custodial services for securities and holds shares in that capacity; and
 - c. Central Provident Fund ("CPF") Board established by the Central Provident Fund Act (Cap. 36), in respect of shares purchased on behalf of CPF investors.

You are entitled to appoint one (1) or more proxies to attend and vote at the Annual General Meeting. The proxy need not be a member of the Company. Please note that if any of your shareholdings are not specified in the list provided by the intermediary to the Company, the Company may have the sole discretion to disallow the said participation of the said proxy at the forthcoming Annual General Meeting.

5. The instrument appointing a proxy or proxies, duly executed, must be deposited at the office of the Company's Share Registrar at 8 Robinson Road #03-00, ASO Building, Singapore 048544 not less than 48 hours before the time set for holding the Annual General Meeting.
6. Where an instrument appointing a proxy or proxies is signed on behalf of the appointor by an attorney, the letter or the power of attorney or other authority or a duly certified copy thereof shall (failing previous registration with the Company), if required by law, be duly stamped and be deposited at the office of the Company's Share Registrar at 8 Robinson Road #03-00, ASO Building, Singapore 048544 not less than 48 hours before the time set for holding the Annual General Meeting or adjourned meeting, failing which the instrument of proxy shall not be treated as valid.
7. A corporation which is a member may authorise by resolution of its directors or other governing body such person as it thinks fit to act as its representative at the Annual General Meeting, in accordance with Section 179 of the Companies Act, Chapter 50 of Singapore.

General:

The Company shall be entitled to reject this instrument of proxy if it is incomplete improperly completed, illegible or where the true intentions of the appointer are not ascertainable from the instructions of the appointer specified in this instrument of proxy. In addition, in the case of members whose shares are entered in the Depository Register, the Company shall be entitled to reject any instrument of proxy lodged if the member, being the appointer, is not shown to have any shares entered against his name in the Depository Register as at 72 hours before the time set for holding the Annual General Meeting, as certified by The Central Depository (Pte) Limited to the Company.

PERSONAL DATA PRIVACY

By submitting an instrument appointing a proxy(ies) and/or representative(s), the member accepts and agrees to the personal data privacy terms set out in the Notice of Annual General Meeting.

This page has been intentionally left blank

This page has been intentionally left blank



CORPORATE INFORMATION

BOARD OF DIRECTORS

Mr. Yip Wah Pung

Non-Executive Chairman and Independent Director

Mr. Ang Beng Teck

Executive Director and Chief Executive Officer

Mr. Lee Keck Keong

Non-Executive Director

Mr. Lee Jun Yih

Executive Director

Mr. Wong See Keong

Executive Director

Mr. Lee Jun Linn

Executive Director

Mr. Lim Teck Chai, Danny

Independent Director

Mr. Ng Lip Chi, Lawrence

Independent Director

AUDIT COMMITTEE

Mr. Yip Wah Pung (Chairman)

Mr. Lee Keck Keong

Mr. Lim Teck Chai, Danny

Mr. Ng Lip Chi, Lawrence

REMUNERATION COMMITTEE

Mr. Ng Lip Chi, Lawrence (Chairman)

Mr. Lee Keck Keong

Mr. Yip Wah Pung

NOMINATING COMMITTEE

Mr. Lim Teck Chai, Danny (Chairman)

Mr. Lee Keck Keong

Mr. Ng Lip Chi, Lawrence

COMPANY SECRETARY

Ms. Sharon Yeoh Kar Choo, ACIS

REGISTERED OFFICE

38 Beach Road #29-11

South Beach Tower

Singapore 189767

Tel: (60) 6677 2751/2

Fax: (60) 6677 2755

Website: www.ughealthcarecorporation.com

SHARE REGISTRAR

B.A.C.S. Private Limited

8 Robinson Road #08-00

ASO Building

Singapore 048544

AUDITORS

Mazars LLP

135 Cecil Street

#10-01 MYP Plaza

Singapore 069536

Partner-in-charge: Mr. Chan Hock Leong, Rick

Date of appointment: 17 November 2014

PRINCIPAL BANKER

United Overseas Bank Limited

80 Raffles Place

UOB Plaza

Singapore 048624

United Overseas Bank (Malaysia) Bhd

Menara UOB

Jalan Raja Laut

Peti Surat 11212

50738 Kuala Lumpur

CONTINUING SPONSOR

SAC Capital Private Limited

1 Robinson Road

#21-02 AIA Tower

Singapore 048542

Tel: (65) 6532 3829

Registered professional: Ms. Tan Pei Woon

INVESTOR RELATIONS

Equitique Communications Pte Ltd

远璟财经通讯私人有限公司

137 Cecil Street #10-08

Singapore 069537

Email: equitique@eqtq.com.sg



UG HEALTHCARE CORPORATION LIMITED

(Company Registration Number: 201424579Z)

Visit us at www.ughealthcarecorporation.com