



**SINGAPORE
PAINCARE
HOLDINGS**

Bringing pain relief closer to you

SINGAPORE PAINCARE HOLDINGS LIMITED

Annual Report 2021

ABOUT COVER CONCEPT



Singapore Paincare Holdings Limited aims to be a disruptive force in the paincare industry. With the help of our clearly marked growth engines, we have been making good progress in the right direction. Even when faced with adversity and unexpected challenges like the Covid-19 pandemic, we have kept our focus and exercised agility to adapt to the unprecedented circumstances. We continue to take strategic steps to bring us closer to realising our vision.

We are steadily establishing our reputation as a holistic one-stop centre for the treatment of chronic pain conditions. The two arrows reflect the alignment between our core services of paincare as well as general medical and non-medical services. Our range of complementary services build on each other to revolutionalise how paincare is consumed. Through deepening our capabilities and expanding our reach, we are morphing into a stronger and more resilient entity.

Just like the imagery of two fishes moving together in synergy and navigating through the turbulent waves, we will continue to remain nimble and prepare our businesses to ride through market challenges and capture new growth opportunities.

CONTENTS

01

About
Us

02

Letter to
Shareholders

05

Financial
Review

07

Group
Structure

08

Financial
Highlights

09

Board of
Directors

12

Key Executives,
Our Doctors
& Physiotherapist

15

Clinics &
Physiotherapy
Locations

16

Corporate
Governance

40

Directors'
Statement

50

Financial
Statements

114

Shareholdings
Statistics

116

Notice of Annual
General Meeting

121

Re-election of
Directors

Proxy
Form

Singapore Paincare Holdings Limited (the “**Company**”) was listed on Catalist of the Singapore Exchange Securities Trading Limited (the “**SGX-ST**”) on 30 July 2020. The initial public offering of the Company was sponsored by Novus Corporate Finance Pte. Ltd. (the “**Sponsor**”).

This annual report has been prepared by the Company and reviewed by the Sponsor, in compliance with Rule 226(2)(b) of the SGX-ST Listing Manual Section B: Rules of Catalist.

This annual report has not been examined or approved by the SGX-ST and the SGX-ST assumes no responsibility for the contents of this annual report, including the correctness of any of the statements or opinions made, or reports contained in this annual report.

The contact person for the Sponsor is Mr. Pong Chen Yih, Chief Operating Officer, 7 Temasek Boulevard, #18-03B Suntec Tower 1, Singapore 038987, telephone (65) 6950 2188.

ABOUT US



SINGAPORE PAINCARE HOLDINGS LIMITED

We are a medical services group engaged in the following services:

PAIN CARE SERVICES

We focus on the treatment of patients suffering from chronic pain. Our pain care services include, among others, minimally invasive procedures, cancer pain treatment, specialised injections, pharmacotherapy, and cognitive behavioural therapy.

PRIMARY CARE AND OTHER SERVICES

We provide general medical consultations, management of chronic and acute conditions, dermatology and physiotherapy services. Through our associated companies, we also provide health screening services, and anaesthesia services.

LETTER TO SHAREHOLDERS



Ms. Lai Chin Yee
*Non-executive Chairman
and Independent Director*

Dr. Lee Mun Kam Bernard
*Executive Director
and Chief Executive Officer*

DEAR SHAREHOLDERS,

Like many companies in Singapore, Singapore Paincare Holdings Limited (“SPCH” or the “Group”) experienced various operational challenges arising from the pandemic during the year ended 30 June 2021 (“FY2021”). The disruptions and constraints had led us to adopt the prudent approach of scaling back on international expansion, but did not stop us from taking strategic steps to grow our business locally and reinforce our value proposition as a holistic one-stop medical centre for paincare treatment. We are pleased to provide you with an update on our business activities for the year.

FINANCIAL HIGHLIGHTS

We are glad to report improvements in our top and bottom lines amid a challenging year. While our plans for international expansion were hampered by the Covid-19 pandemic, our continued efforts to grow our network locally has yielded us good fruit. Our net profit for FY2021 rose approximately 15.8% to \$2.2 million, from \$1.9 million in the previous financial year (“FY2020”), on the back of a 14.6% increase in revenue to \$11.0 million versus \$9.6 million in FY2020.

The higher revenue and profit figures reflect the success of our growth strategy, as we booked maiden contributions from our acquisitions and expanded range of services. In addition, we recorded increased contribution from our specialist and general clinics, including one that was appointed by the Ministry of Health as a COVID-19 vaccine administrator.

We closed the financial year with a healthy cash and bank balance of \$15.8 million, compared to \$5.0 million as of 30 June 2020.

In conjunction with the positive results, the Board has proposed a tax exempt one-tier final cash dividend of 0.75 cent per share, which is higher than the 0.70 cent per share paid out in FY2020. The dividend payment is subject to shareholders’ approval at the Annual General Meeting to be held on 15 October 2021. We wish to extend our appreciation to you for your constant support and will seek to maintain our strong financial position moving forward.

STRENGTHENING OUR VALUE PROPOSITION

SPCH is one of a few medical services groups in Singapore specialising in the treatment of persistent pain conditions including acute and chronic pain due to injury, age-related pain conditions, functional pain disorders, post-surgical pain, and cancer pain. We provide the entire spectrum of effective paincare treatment solutions that employ minimally invasive procedures and specialised injections, pharmacotherapy and cognitive behavioural therapy. Our suite of services seek to bridge the treatment gap between conservative physical therapies which may not be immediately effective, and open surgery which may entail higher risks and longer recovery periods. In line with our value proposition of providing holistic pain care, we also offer Traditional Chinese Medicine (“TCM”), and physiotherapy services as part of post-treatment rehabilitation.

LETTER TO SHAREHOLDERS

Our vision is to be the disruptive force that sets the benchmark in the paincare industry by changing the way pain management is consumed and raise the collective standards of paincare. Since our listing in July 2020, we have initiated a series of corporate actions to expand our network and deepen our capabilities and broaden our suite of pain relief treatment offerings. We have made further progress on our three main growth engines, namely the expansion of our business locally, the expansion of our range of services, and the continued diversification of our patient base.

ENHANCED SPECIALIST AND PRIMARY CARE CLINIC NETWORK

Firstly, we have enhanced our network with two specialists and three primary care clinics. Paincare specialist Dr. Yoong Chee Seng joined our Group in April 2021 following our 100% acquisition of CS Yoong Anaesthesiology and Pain Services Pte. Ltd.. Dr. Yoong brings with him over 20 years of paincare experience in treating various types of pain, including acute pain arising from injuries and surgeries as well as chronic pain. Prior to that in December 2020, we acquired a 40% stake in KCS Anaesthesia Services Pte. Ltd. from anaesthesiologist Dr. Kong Chee Seng, whose provision of anaesthesia services and acute pain procedures is complementary to the Group's existing pain management offerings and forms part of our strategy to grow our business locally.

The new clinics include Medihealth Bishan Clinic & Surgery, which we acquired from Dr. Khaw Seng Ghee through Medihealth Clinic Pte. Ltd., our 60%-owned subsidiary. Dr. Xavier Chia Wai Tuck, who holds a 40% stake in the subsidiary, is responsible for the day-to-day operations and management of the clinic while Dr. Khaw continues to provide locum services to the clinic.

In addition, together with a primary care doctor, Dr. Lee Kok Yew, we set up Kovan Medical and Paincare Clinic Pte. Ltd. in May 2021. SPCH holds a 60% stake in this subsidiary, which has commenced operation in September 2021 and being rebranded as Dr+ Medical Paincare Clinic. Separately, we hold a 51% stake in GM Medical Clinic, a primary care clinic with Dr. Mark Liew Wenjian in August 2020. GM Medical Clinic currently operates as Binjai Medical and Paincare Clinic, with Dr. Mark serving as the clinic's medical doctor. Collectively, the expansion of our primary care network furthers our vision to bring paincare services out of the confines of hospitals and specialist clinics to the masses in the heartlands.

EXPANDED TREATMENT OPTIONS

Secondly, we have expanded our range of treatment options for patients suffering from acute, chronic and post-operative pain. This is through our establishment of Ready Fit Physiotherapy Private Limited in November 2020, to offer post-operation rehabilitation services. Our stake in this physiotherapy centre is 51%, with the remaining 49% being held by physiotherapist Mr. Daryl Li. Daryl has been in practice for the past 10 years, and is one of the physiotherapists in Singapore to be certified as a Transfer of Energy Capacitive and Resistive ("TECAR") practitioner. TECAR leverages high frequency current to



promote faster functional recovery, and is a popular treatment procedure with athletes due to its therapeutic benefits. The inclusion of physiotherapy services to our current service portfolio forms part of our strategy to meet the market demand for holistic pain care management. Coupled with post-treatment rehabilitation such as physiotherapy, SPCH's paincare services should provide longer-lasting pain relief outcomes while minimising risk and down time for our patients.

In November 2020, we also entered into an agreement with non-profit TCM services provider Sian Chay Medical Institution, to issue 18,000,000 new ordinary shares to Sian Chay, representing approximately 10.02% of our Group's enlarged share capital as at 17 November 2020 at a price of S\$0.22 per share. Following this, Sian Chay acquired a further 5.76% stake in SPCH through a married transaction in December 2020 and open market acquisition, thus raising its total stake in SPCH to 15.78%. This collaboration with Sian Chay lays the groundwork for us to broaden our offerings to TCM at the right time, as our minimally invasive paincare services can be administered outside of the hospital environment and combined with post-treatment rehabilitation services such as physiotherapy and TCM procedures, are able to help slow down the degenerative conditions and reduce the recurrence of pain in our patients.

DIVERSIFYING PATIENT BASE

Finally, we are investing time to engage with corporate clients and the general public, by conducting seminars and talks on pain care and the vast range of pain conditions that can be treated by the Group. To raise public awareness of their accessibility to our paincare services, we continued to prioritise public education during the pandemic by utilising online platforms to hold public forums on treatment options for various chronic conditions, such as arthritis and osteoporosis. Additionally, we have been leveraging social media platforms such as Facebook to share videos that provide helpful bite-sized information about common chronic pain conditions with the public.

LETTER TO SHAREHOLDERS

FY2021 also saw the Group embarking on productivity enhancement initiatives including digitalising our Customer Relationship Management (“CRM”) processes with a view to improving our patient service. We are now able to access data on the patients’ search for our doctors and patients’ interaction at various touchpoints from general practitioner (“GP”), or primary care doctor, to specialist. We can track each clinic’s paincare outcomes. As we prepare to expand overseas, we believe that this digital platform will serve as a useful tool for performance review as well as financial accountability.

LOOKING AHEAD

The steady global economic recovery and gradual reopening of borders are promising for the medical tourism industry as overseas-based patients would be able to travel and seek out our services. We are cautiously optimistic that, as we prepare ourselves for the global economic turnaround, our reputation as a patient-focused and outcome-driven service provider will enable us to capture new opportunities in the industry. As countries bring the Covid-19 situation under control, we look forward to exploring opportunities for geographical expansion.

Our proprietary specialised injections and minimally invasive procedures have enabled us to build up a solid track record of successfully treating most of the difficult pain conditions that others have failed or were unable to manage. The pandemic has reaffirmed the strong demand for paincare services as we have seen a rise in the number of patients seeking paincare services for chronic pain, which we believe is due to growing awareness that these conditions can be treated. Unmet pain needs continue to be growing trend both locally and globally. Pain care cuts across all disciplines, ranging from Neurology, Surgery, Rehabilitation, Orthopaedic and Internal Medicine. These broader trends present good growth opportunity for us as we offer a longer-lasting alternative to open surgery and help patients with degenerative conditions, to age painlessly. We are working to position ourselves as the first line of defence for patients suffering from painful conditions. As GPs are often the first doctors that patients will consult if they experience pain, if the pain can be managed by the GP, a further consultation with a specialist for more invasive procedures may not be needed. Having a network of GPs as a first line of defence is crucial, as complex cases that they come across can be referred to SPCH’s specialists, who serve as the next-in-line for patient support.

We recognise that paincare is a specialised field that requires rigorous training, and we uphold the highest training standards to provide patients with quality treatment. All GP doctors in our network are trained and certified as “Paincare GPs” by our Singapore Paincare Academy prior to offering our services. The clinics are also subject to audits to ensure consistency of service and standard across the board and maintain patient satisfaction level.

Moving forward, we intend to continue to be a disruptive force in the market to capture a bigger share of the pain care market through the continued expansion of our network. Increasing the breadth and depth of our services remains the means through which we achieve our vision of making paincare services more accessible and affordable to the masses. On this note, we will actively explore opportunities to grow our rehabilitative services through the setting up of new physiotherapy and TCM centres with the recruitment of relevant physiotherapists and TCM practitioners. At the same time, we will expand into Paincare Wellness to complete the suite of services as a one stop centre for pain rehabilitation. Concurrently, we remain cautious and alert to the rapidly changing nature of the challenges arising from the pandemic while steadily pursuing our plans for long-term sustainable growth.

APPRECIATION

On behalf of our fellow Board members, we would like to thank our management and staff who have demonstrated resilience amidst the tumultuous economic environment. We are also grateful to our fellow Directors who have provided valuable counsel for the Group. We wish to extend a warm welcome to Dr. Lim Kah Meng who joined our Board as an independent non-executive director this year. Finally, we are grateful to all our shareholders, customers, business partners and associates for the unwavering support and trust in us. We look forward to building upon this positive growth momentum to take the Group further.

MS. LAI CHIN YEE

Non-Executive Chairman and Independent Director

DR. LEE MUN KAM BERNARD

Executive Director and Chief Executive Officer

FINANCIAL REVIEW

The Group recorded an increase in revenue to \$10.96 million, from \$9.65 million in FY2020 mainly due to higher revenue generated from the general practitioner (“GP”) and specialist clinics, as well as newly set up entities. Revenue from the GP business was partly lifted by the Ministry of Health’s appointment of one of the clinics as a COVID-19 vaccine administrator. Other income declined to \$0.66 million, from \$0.91 million in FY2020, taking into consideration the absence of \$0.49 million gain on remeasurement of redeemable convertible loan booked in FY2020, along with lower rental rebates and doubtful receivables year-on-year. The decline was partially mitigated by a \$0.30 million increase in government grants, listing grant from the Monetary Authority of Singapore, and a chronic disease consultation incentive.

In line with the rise in business activity, changes in inventories and consumables used increased from \$2.20 million in FY2020 to \$2.29 million in FY2021.

Employee benefits expenses increased to \$3.68 million, from \$2.81 million in FY2020, mainly due to a revision in key management remuneration upon listing of the Company on 30 July 2020, and headcount expansion from 42 to 51 to support the Group’s expanded operations.

Depreciation and amortisation expenses fell approximately \$0.05 million mainly due to the decrease in the amortisation of intangible assets in respect of customer contracts and trademarks of approximately \$0.14 million. This was partially offset by the increase in depreciation of right-of-use assets (“ROU”) and plant and equipment of approximately \$0.09 million.

Other expenses contracted by approximately \$0.12 million to \$2.34 million, from \$2.46 million in FY2020. The decline was mainly due to lower professional fees (which included listing fees) of about \$0.15 million, lower fair value loss on derivative financial instruments of \$0.20 million and the absence of loss on lease modification of \$0.01 million. On the other hand, the Group recorded increases in advertising, promotion and marketing expenses of \$0.06 million, administrative charges of \$0.03 million, locum fee of \$0.10 million, loss allowance on doubtful receivables of \$0.02 million arising from default trade receivables, and a \$0.03 million write-off in small value assets.

Finance costs increased by approximately \$0.05 million mainly due to the higher interest expense on redeemable convertible loan (“RCL”) and bank borrowings of \$0.03 million and \$0.02 million respectively.

Share of results of associates were comparable to FY2020.

Income tax expense decreased by \$0.06 million to \$0.46 million, from \$0.52 million in FY2020. The effective income tax rate had decreased from 21.82% in FY2020 to 17.59% in FY2021 mainly due to higher non-deductible expenses incurred by the Company (as an investment holding company) in FY2020.

As a result of the above, the Group reported a profit before income tax of \$2.62 million as compared to \$2.40 million in FY2020. The net profit attributable to owners of the Company also improved to \$2.20 million, from \$1.88 million in FY2020. Excluding share issue expenses of \$0.56 million in FY2021, the Group’s profit before income tax and net profit attributable to owners of the Company for FY2021 would have been \$3.18 million and \$2.76 million respectively.

The net loss attributable to non-controlling interests of the Company of \$0.04 million in FY2021 was due to non-controlling interests sharing loss in a certain loss-making entity.

NON-CURRENT ASSETS

As at 30 June 2021, plant and equipment increased \$0.17 million year-on-year to \$2.20 million, mainly due to the recognition of additional ROU assets and plant and equipment of \$0.75 million and lease modification of \$0.15 million. These were partially offset by the depreciation in ROU assets and plant and equipment of \$0.69 million and lease termination of \$0.04 million during the financial year.

The increase in investment in associates reflects the Group’s 40% acquisition of KCS Anaesthesia Services Pte. Ltd. of \$2.40 million and share of results of associates of \$0.28 million, partially offset by dividend declared by associates of \$0.43 million and a \$2.08 million in acquisition of call and put options.

The Group recorded an increase in intangible assets on the back of goodwill arising from the acquisition of business of C.M.C. Wong Binjai Clinic and CS Yoong Anaesthesiology and Pain Services Pte. Ltd., which amounted to \$0.22 million and \$0.25 million respectively.

CURRENT ASSETS

The Group's inventories declined to \$0.77 million, in line with lower inventory purchased during the financial year.

Trade and other receivables comprised approximately \$1.19 million in trade receivables and \$0.36 million in other receivables. The \$0.40 million increase in trade receivables was in line with the higher revenue generated, while the \$0.17 million rise in other receivables was mainly due to the higher amount due from an associate of \$0.16 million and higher deposits of \$0.14 million arising from the rental of clinics and deposit for business acquisition of business in FY2021. This was partially offset by the absence of the \$0.13 million Jobs Support Scheme ("JSS") government grant received in FY2020.

The Group closed the financial year with a healthy cash and bank balance of \$15.84 million, compared to \$4.95 million as of 30 June 2020.

EQUITY

Share capital increased by approximately \$11.88 million to \$25.68 million as at 30 June 2021 mainly due to the conversion of the RCL of \$2.70 million, the issuances of new ordinary shares in relation to consultancy fee payment of \$0.40 million, the initial public offering of \$5.33 million, and Placement Shares of \$3.96 million respectively. This was partially offset by the capitalisation of listing expenses of \$0.51 million.

LIABILITIES

The increase in bank borrowings of \$3.66 million was due to the drawdown of new banking facilities procured by the Group for its working capital purposes. The decrease in lease liabilities was due to rental lease payment.

Trade and other payables increased by \$0.20 million mainly due to the increase of \$0.10 million in accrual of director fees and audit fees and the increase of \$0.13 million in amount due to non-controlling interests.

CASH FLOWS

Net cash generated from operating activities of \$3.06 million was mainly the result of operating cash flows before working capital changes of \$3.87 million, and adjusted for net working capital outflow of \$0.26 million and income tax paid of approximately \$0.55 million.

Net cash used in investing activities of approximately \$2.96 million. This mainly due to the purchase of plant and equipment of \$0.30 million, acquisition of subsidiary and business of \$0.47 million, acquisition of an associate of \$2.40 million and deposit paid for acquisition of business of \$0.06 million, and partially offset by \$0.27 million in dividend received from an associate.

Net cash from financing activities amounted to \$10.79 million. This was mainly related to \$9.29 million in proceeds from share issuance, advances of \$0.13 million from non-controlling interests and bank borrowings of \$5.00 million. These amounts were partially offset by share issue expense payments of \$0.45 million, repayment of lease liabilities of \$0.68 million, dividend payments to the Group's shareholders of \$1.13 million, repayment of bank borrowings of \$1.34 million and interest payment of \$0.04 million.

Overall, the Group recorded a net increase in cash and cash equivalents of approximately \$10.89 million during FY2021.



GROUP STRUCTURE



**SINGAPORE
PAINCARE
HOLDINGS**

Bringing pain relief closer to you



Notes:

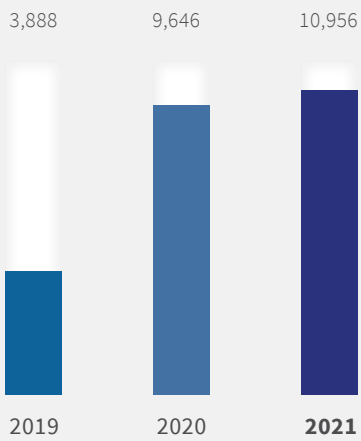
(1) Paincare Center Pte. Ltd. is the owner of Singapore Paincare Center, a sole-proprietorship.

(2) HMC Medical Pte. Ltd. is the owner of Horizon Medical Centre, a sole-proprietorship.

FINANCIAL HIGHLIGHTS

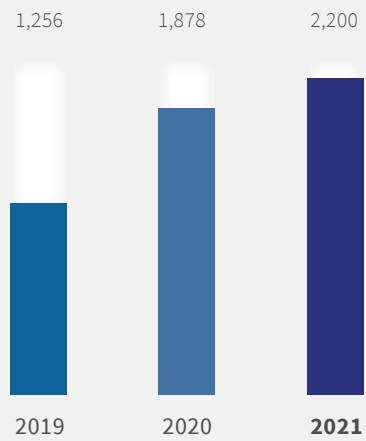
REVENUE

(\$'000)



PROFIT ATTRIBUTABLE TO OWNERS OF THE COMPANY

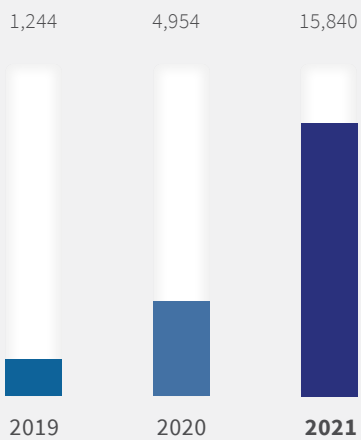
(\$'000)



CASH AND BANK BALANCES

(As at 30 June)

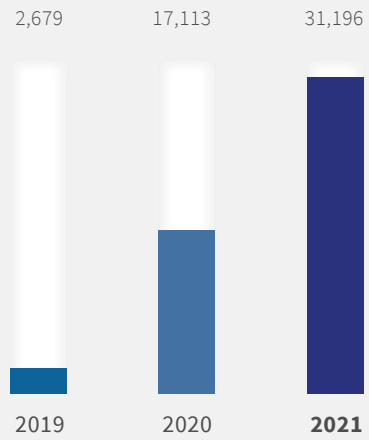
(\$'000)



TOTAL ASSETS

(As at 30 June)

(\$'000)



BOARD OF DIRECTORS



MS. LAI CHIN YEE

Non-executive Chairman and Independent Director

Ms. Lai Chin Yee was appointed as the Non-executive Chairman and Independent Director of the Company on 17 June 2020. Ms Lai has more than 30 years of experience in areas of auditing, finance and accounting, taxation and treasury. She is currently the Finance Director of Qian Hu Corporation Limited, a company listed on the SGX-ST. She was an auditor with international accounting firms prior to joining Qian Hu Corporation Limited as its group financial controller in 2000. Ms Lai is an independent director of Micro Mechanics (Holdings) Ltd, a company listed on the SGX-ST, since June 2014. She was also an independent director of Ryobi Kiso Holdings Ltd from December 2009 to May 2019.

Ms. Lai graduated with a Bachelor of Accountancy from the National University of Singapore in 1987. She was appointed by the Ministry of Finance (MOF) as a member of the Tax Advisory Committee from 2004 to 2006, and served as a council member of the Council on Corporate Disclosure and Governance from 2006 to 2007. Ms Lai is a fellow Chartered Accountant of Singapore and a member of the Singapore Institute of Directors. She was elected as a council member of the Institute of Singapore Chartered Accountants (ISCA) since 2018 and is currently a member of its Continuing Professional Education Committee and Membership Committee. She also served as a member of ISCA's CFO Committee from 2009 to 2012 and the Corporate Governance and Risk Management Committee from 2018 to 2020. In 2019, she was appointed by the MOF as a Board Member of the Accounting and Corporate Regulatory Authority (ACRA).

Ms. Lai was named the Chief Financial Officer of the Year (for companies listed on the SGX-ST with less than \$300 million in market capitalisation) at the Singapore Corporate Awards 2009.

DR. LEE MUN KAM BERNARD

Executive Director and Chief Executive Officer



Dr. Lee Mun Kam Bernard has been the Chief Executive Officer and Executive Director of the Group since 31 December 2018, and is responsible for its overall strategic direction, overall management and business development. A pioneer of interventional pain procedures in Singapore, with a vision to be a disruptive force in this field, Dr. Lee has revolutionised paincare treatment by taking the practice beyond the confines of hospitals and specialist clinics to primary care clinics via a structured, rigorous training programme for medical general practitioners.

Dr. Lee began his private practice with the establishment of Singapore Paincare Center in 2007 and expanded his practice with the incorporation of Paincare Center @ Novena in 2014.

Prior to this, Dr. Lee served as a pain director at Tan Tock Seng Hospital's Pain Management Unit from 2002 to 2006, where he played a key role in starting and establishing the hospital's Pain Clinic. He was also instrumental in setting up the Women's Pain Centre at KK Women's and Children's Hospital in 2009, and served as pain director of the hospital's Women's Pain Centre until 2018.

An advocate of knowledge sharing, Dr. Lee was a clinical lecturer at the National University of Singapore Faculty of Medicine from 2011 to 2017, and an adjunct associate professor at the Faculty of Medicine and Surgery at the University of Santo Tomas, Philippines from 2011 to 2018. Today, he remains active as a key opinion leader in several pain specialty interest groups and pharmaceutical platforms, and regularly conducts talks and training sessions in the public and professional arenas.

Dr. Lee graduated from the National University of Singapore with a Bachelor of Medicine and Bachelor of Surgery (MBBS), and obtained a Master of Medicine (Anaesthesiology) from the same university. He is also a fellow of the Faculty of Pain Medicine of the Australian and New Zealand College of Anaesthetists and a member of the Singapore Society of Anaesthesiologists and the Pain Association of Singapore.



DR. LOH FOO KEONG JEFFREY
Executive Director and Chief Operating Officer

Dr. Loh Foo Keong Jeffrey was appointed as the Executive Director and Chief Operating Officer of the Group on 5 July 2019. He is responsible for the overall business operations of the Group. Dr. Jeffrey Loh has 20 years of experience in the medical field. Between 2001 to 2007, Dr. Jeffrey Loh worked as a house officer and medical officer in various hospital departments within the National Healthcare Group, namely the departments of respiratory medicine, obstetrics and gynaecology, orthopaedics, Accident & Emergency, and neurosurgery. In particular, during the SARS outbreak in Singapore in 2003, Dr. Jeffrey Loh was actively engaged in running the SARS Intensive Care Unit at Tan Tock Seng Hospital. He joined Lian Clinic as a primary care physician in 2006. He was accredited as a Family Physician by the Singapore Medical Council in 2012. Dr. Jeffrey Loh is also presently a Designated Workplace Doctor by the Ministry of Manpower.

Dr. Jeffrey Loh graduated from the National University of Singapore in 2001 with a Bachelor's degree in Medicine and Surgery. In 2012, he obtained a Graduate Diploma in Occupational Medicine from the National University of Singapore.



MR. CHONG WENG HOE
Independent Non-executive Director

Mr. Chong Weng Hoe was appointed as the Independent Non-executive Director of the Company on 17 June 2020. Mr. Chong is currently the Executive Vice President of TÜV SÜD Asia Pacific Pte. Ltd., a position he has held since 2016, where he oversees a global network of wireless laboratories. He has held numerous positions within TÜV SÜD PSB Pte. Ltd. since 1991 where he joined as an engineer and was subsequently promoted to vice president, senior vice president, chief executive officer and then a director of the board. Mr. Chong was an independent director of Regal International Group Ltd. from 2008 to 2019, and is presently an independent director of Keong Hong Holdings Limited, both of which are listed on the mainboard of the SGX-ST. Mr. Chong is presently an independent director of HC Surgical Specialist Limited and ISEC Healthcare Ltd; both of which are listed on Catalist. Mr Chong was appointed as independent director of ISEC Healthcare Ltd. on 1 July 2021.

Mr. Chong graduated from the National University of Singapore with a Bachelor of Engineering (Electrical) in 1989 and obtained a Master of Business Administration (Accountancy) from Nanyang Technological University in 1997.

BOARD OF DIRECTORS



MR. YAP BENG TAT, RICHARD (YE MINGDA, RICHARD)
Independent Non-executive Director

Mr. Richard Yap was appointed as the Independent Non-executive Director of the Company on 17 June 2020. Mr. Yap is currently a director at Cushman and Wakefield VHS Pte Ltd where he is responsible for the overall operations of the business valuation team in Singapore and other parts of Southeast Asia since 2017. He was an assistant manager and then director at Censere Singapore Pte. Ltd. between 2011 to 2017, and a principal accountant at JTC Corporation between 2010 to 2011. Between 2008 to 2010, he worked as an analyst and then assistant manager at a boutique corporate finance firm and as a financial analyst at DBS Bank Ltd. between 2007 to 2008. Mr. Yap started his career as an associate at KPMG LLP (Singapore) in 2005, where he was subsequently promoted to senior associate.

Mr. Yap obtained his Bachelor of Accountancy from Nanyang Technological University in 2005, and was registered as a Chartered Financial Analyst in 2011. He obtained his Chartered Accountant of Singapore (previously known as Certified Public Accountant Singapore) qualification from the ISCA in 2012. Mr. Yap obtained his Chartered Valuer and Appraiser qualification from the Singapore Accountancy Commission and the Institute of Valuers and Appraisers, Singapore in 2017.



DR. LIM KAH MENG
Independent Non-executive Director

Dr. Lim Kah Meng was appointed as the Independent Non-executive Director of the Company on 5 March 2021.

Dr. Lim has dedicated over 20 years in the life science research field, including 2 years as a research scientist at the Singapore government funded A*Star research institute and a post-doctorate attachment at the University of Minnesota, USA. His specialty includes researching in stem cells and cancerous diseases.

Dr. Lim received his PhD from the National University of Singapore in 2002. His work involved cell growth, regulation in cancer, infectious diseases, and biomedicine product development. As an entrepreneur, Dr. Lim started Gene Oasis Pte. Ltd. in 2001, one of the first few of Singapore's branded biotechnology companies. Dr. Lim also holds directorship for various companies in Singapore and overseas including, inter alia, FEGO Biotech Pte. Ltd. and Go Biosciences Group Pte. Ltd..

KEY EXECUTIVES, OUR DOCTORS & PHYSIOTHERAPIST

MR. LEOW YONG KIN

Financial Controller

Mr. Leow joined the Group as Financial Controller on 20 September 2021. He is responsible for the Group's accounting, finance and tax functions. He is a Chartered Accountant registered with ISCA and Association of Chartered Certified Accountants. He has more than two decades of experience in the field of finance and accounting that include working experience with US and Japan MNCs. He was previously the Chief Financial Officer of China Great Land Holdings Limited from July 2014 to March 2017. He is currently a Director of AccountsPro Consulting Services Pte Limited.

MS. NG PHICK SUAN

Financial Controller

Ms. Ng joined the Group as Financial Controller from November 2019. She is responsible for the Group's accounting, finance and tax functions. She has over 20 years of working experience in accounting and financing matters. Prior to joining the Group, Ms. Ng was a group finance manager/ financial controller for various listed companies in Singapore including, inter alia, Design Studio Group Ltd., Ryobi Kiso Holdings Ltd. and Casa Holdings Limited. Ms. Ng is a member of the ISCA, a member of the Malaysian Institute of Accountants and a fellow member of the Association of Chartered Certified Accountants. She also holds a Diploma in Business Administration from the Association of Business Executives.

Ms. Ng remained with the Company until 31 October 2021 for the completion of the Company's financial audit for the financial year ended 30 June 2021 and to ensure smooth transition.

DR. YOONG CHEE SENG

MBBS (NUS Sg), MMed Anaesthesia (Sg), FAMS

Dr. Yoong Chee Seng is a Consultant Pain Specialist with over 20 years of pain service experience. Prior to entering the private practice, Dr. Yoong was the Director of Chronic Pain Service in Changi General Hospital (CGH) from 2015 to 2020 and the Chief of Department of Anaesthesia and Surgical Intensive Care at CGH from 2006 to 2012. Dr. Yoong started the Acute Pain Service and the Chronic Pain Service in CGH in 1998. He was conferred the Clinical Associate Professorship at the Yong Loo Lin School of Medicine, National University Singapore in 2015, and by Singhealth Duke-NUS in 2020.

He was a member of the MOH Opioids Committee from 2018 to 2021. Dr. Yoong was trained in Pain Management in Australia in 1998 and in 2008, at the Sir Charles Gairdner Hospital and Royal Perth Hospital respectively. He obtained his Master of Medicine (Anaesthesia) from the National University of Singapore (NUS) in 1994. He was the first local graduate of the Fellow of the Interventional Pain Practice (FIPP) in 2005, and has significant interest and experience in performing pain management interventional procedures.

DR. CHEE HSING GARY ANDREW

MBBS (NUS, Singapore)

Dr. Chee Hsing Gary Andrew graduated from the University of Nottingham in 1989 with a Bachelor of Medical Sciences and from the National University of Singapore in 1992 with a Bachelor's degree in Medicine and Surgery. He has over 28 years of experience in the medical field. From 1992 to 2000, Dr. Chee trained in family medicine and did various rotations in the paediatrics, otolaryngology, psychiatry, dermatology and general medicine departments of various hospitals. He has also practised in the Singapore Government Polyclinics. In 2000, he set up a private medical practice, Horizon Medical Centre, jointly with Dr. Lee Peng Khaw. Dr. Chee sub-specialises in visco-supplementation of the knee for osteoarthritis and intra-articular steroid injections for various conditions such as rotator cuff tendinitis and tennis elbow.

DR. LEE PENG KHOW

MBBS (NUS, Singapore), M Med (Family Medicine)

Dr. Lee Peng Khaw graduated from the National University of Singapore in 1992 with a Bachelor's degree in Medicine and Surgery. He has over 28 years of experience in the medical field. After graduation, he completed his year-long houseman programme and went on to serve as a medical officer at various hospitals in Singapore for another year. From 1994 to 1996, Dr. Lee served as a medical officer in the Singapore Armed Forces. He was then trained in family medicine. He obtained his Master of Medicine (Family Medicine) from the National University of Singapore in 1999. Dr. Lee subsequently practised for one year in Ang Mo Kio Polyclinic. In 2000, he set up a private medical practice, Horizon Medical Centre, jointly with Dr. Chee Hsing Gary Andrew. He was registered as a Family Physician in 2011.

KEY EXECUTIVES, OUR DOCTORS & PHYSIOTHERAPIST

DR. WONG SHING YIP

MBBS (NUS, Singapore), MRCP (UK) (RCP, United Kingdom), PG Dip (Clinical Derm) (Queen Mary University of London, United Kingdom)

Dr. Wong Shing Yip graduated from the National University of Singapore in 2007 with a Bachelor's degree in Medicine and Surgery. He has over 12 years of experience in the medical field. Between 2007 and 2013, he trained at various hospitals such as the Singapore General Hospital, National University Hospital and Changi General Hospital. Dr. Wong was then admitted into the Royal College of Physicians of the United Kingdom in 2013, before going on to complete a Postgraduate Diploma with distinction in Clinical Dermatology at Queen Mary University of London, United Kingdom in 2015. Dr. Wong joined New City Skin Clinic as its resident physician in 2015 and co-founded AE Medical Clinic in 2016.

In 2019, Dr. Wong was appointed the Contract Resident Physician at the Ling Kwang Home for Senior Citizens. He also sits on the Executive Committee of Singhealth DOT Primary Care Network. This network is part of an initiative by the Ministry of Health, introduced to encourage private general practitioner clinics to organise themselves into networks that support holistic and team-based care in the community.

DR. HUANG GUOLIANG, EUGENE

MBBS (NUS, Singapore), Dip (Family Medicine) (NUS, Singapore)

Dr. Huang Guoliang, Eugene graduated from the National University of Singapore in 2007 with a Bachelor's degree in Medicine and Surgery. He has over 12 years of experience in the medical field. Between 2007 and 2021, he had practised in various hospitals, such as the Singapore General Hospital, National University Hospital and Changi General Hospital. He rotated through the departments of general medicine, general surgery, orthopaedics, obstetrics & gynaecology as well as accident and emergency departments. Dr. Huang had also served as a medical officer in the Singapore Armed Forces between 2009 to 2011. He went on to complete a Diploma in Family Medicine from the National University of Singapore in 2015. Dr. Huang co-founded AE Medical Clinic in 2016 and has served as its primary care physician. Dr. Huang sub-specialises in chronic pain management.

DR. MARK LIEW WENJIAN

MBBS (hons) RCSI
GDFM, GDGRM (Singapore, NUS)

Dr. Mark Liew Wenjian graduated from the Royal College of Surgeons Ireland in 2011 with a Bachelor's degree in Medicine and Surgery (2nd class Honors.)

After completing his housemanship training in Singapore from 2011 to 2012, he went on to serve in public sector for three (3) additional years working mostly in Emergency Medicine and Polyclinics. He moved on to the private sector in 2014 where he has continued to gather a wide range of medical experience and knowledge serving as a resident doctor in Prisons, Nursing homes and in General Practice.

A believer of life-long learning, Dr. Mark has continues to pursue his studies Post Graduate Diploma whilst working. He completed his Post Graduate Diploma in Family Medicine (NUS) in 2016 and in 2020, completed his Post Graduate Diploma in Geriatric Medicine (NUS). At present, he is currently enrolled in both Sports Medicine and Mental Health Diploma training programmes.

Dr. Mark is an accredited Family Physician by the College of Family Physicians, Singapore.

DR. CHIA WAI TUCK, XAVIER

MBBS (NUS, Singapore)

Dr. Chia Wai Tuck, Xavier graduated from the National University of Singapore in 2013 with a Bachelor's Degree in Medicine and Surgery.

During his service in the public sector from years 2013 to 2018, Dr. Chia worked in various government restructured hospitals, including clinical postings in orthopaedic surgery, general medicine, general surgery and anaesthesia. Dr. Chia gained a wealth of experience in intensive care and pain management while enrolled in the Anaesthesiology Residency program under the National University Health System before joining the private sector.

At present, Dr. Chia is pursuing the Graduate Diploma in Family Medicine with the College of Family Physicians, Singapore and Graduate Diploma in mental health with Institute of Mental Health, Singapore.

KEY EXECUTIVES, OUR DOCTORS & PHYSIOTHERAPIST

DR. JAMES LEE KOK YEW

MBBS (UM, MALAYSIA)
MRCP (UK)

Dr. James Lee Kok Yew graduated from University of Malaya, Malaysia in 2014 with a Bachelor's Degree in Medicine and Surgery. Subsequently, he obtained his post-graduate accreditations with the Royal Colleges of Physicians of the United Kingdom (MRCP UK) in 2018 and became a fellow of Royal College of Physicians of Edinburgh in 2018.

Under the supervision of veteran Consultants in Singapore General Hospital from years 2014 to 2018 and Tan Tock Seng Hospital from years 2018 to 2020. Dr. James is well-trained and experienced as an internalist across various specialties, namely Neurology, Rheumatology, Infectious Disease, Gastroenterology, Nephrology, Internal Medicine and General Surgery.

At present, Dr. James is pursuing the Graduate Diploma in Family Medicine with the College of Family Physicians, Singapore.

DR. JITENDRA KUMAR SEN

MBBS (NUS, Singapore)

Dr. Jitendra Kumar Sen graduated from the National University of Singapore in 1990 with a Bachelor's degree in Medicine and Surgery. He is a general physician with over 28 years of experience in the medical field. He was accredited as a Family Physician by the Ministry of Health in October 2012. In 2003, during the SARS outbreak in Singapore, Dr. Jitendra Kumar Sen received the Courage Medal, awarded by The Courage Fund, which was set up as a fund-raising effort to provide relief to SARS victims and healthcare workers.

Dr. Jitendra Kumar Sen is also responsible for the overall management, strategic planning and business development of The Family Clinic @ Towner and two health screening facilities, namely The X-Ray Laboratory @ Towner and Express Medical X-Ray Laboratory

DR. KONG CHEE SENG

MBBS (London)
FRCA (Anaes) (UK)

Dr. Kong Chee Seng is an anaesthesiologist in Singapore and he has been in the private practice since 2004. Before that, he was the Senior Consultant at the Department of Anaesthesia and Intensive Care at Singapore General Hospital from 1996 to 2004.

Dr. Kong became as a Fellow of the Faculty of the Royal College of Anaesthetists (UK) in 1991 and is a member of the Association of Anaesthetists (UK), the Singapore Society of Anaesthesiologists and the Asian Society of Paediatric Anaesthetists.

He was a visiting assistant profession for the University of Maryland Medical Center from 1992 to 1993; he has obtained the Merit Award for Undergraduate Teaching in Singapore General Hospital from 2001 to 2002 and received a Bachelor's Degree in Medicine and Surgery from University of London in 1985.

MR. LI KUNXI, DARYL

Physiotherapist

Mr. Li Kunxi, Daryl graduated with a degree in physiotherapy from the Auckland University of Technology, New Zealand in 2010. He also held an advanced training in Transfer of Energy Capacitive and Resistive (TECAR) therapy and is one of the physiotherapist in Singapore to be a certified TECAR practitioner since 2012. Mr. Li also completed the National Coaching Accreditation Programme (NCAP) in 2003.

Before joining the Group, Mr. Li. worked in private clinics where he was instrumental in handling the patients with musculoskeletal and pain management in 2011-2019.

Mr. Li has also worked in the National University Health System where he was working within a multidisciplinary team in acute and musculoskeletal care in 2010-2011.

Mr. Li was the key physiotherapist for the Singapore Table Tennis Association and other international sportsmen in 2018.

CLINICS & PHYSIOTHERAPY

LOCATIONS

CLINICS & PHYSIOTHERAPY	SERVICES	LOCATIONS
Singapore Paincare Center	Specialist clinic (pain care services)	Paragon Medical Centre 290 Orchard Road, #18-03, Singapore 238859
Paincare Center	Specialist clinic (pain care services)	Mount Elizabeth Novena Specialist Centre, 38 Irrawaddy Road, #07-33, Singapore 329563
Lian Clinic	Medical clinic (certain pain care services and primary care services)	Blk 18 Marsiling Lane, #01-269, Singapore 730018
Horizon Medical Centre	Medical clinic (certain pain care services and primary care services)	200 Upper Thomson Road, #01-11, Thomson Imperial Court, Singapore 574424
AE Medical Clinic	Medical clinic (certain pain care services and primary care services)	Blk 467B Fernvale Link, #01-529, Singapore 792467
Binjai Medical & Paincare Clinic	Medical clinic (certain pain care services and primary care services)	23 Binjai Park Singapore 589828
Medihealth Bishan Clinic & Surgery	Medical clinic (certain pain care services and primary care services)	121 Bishan Street 12, #01-95 Singapore 570121
Dr+ Medical Paincare Clinic	Medical clinic (certain pain care services and primary care services)	988 Upper Serangon Road, #01-07 Stars of Kovan, Singapore 534733
New City Skin Clinic	Medical clinic (dermatology services)	35 Selegie Road, #03-02, Parklane Shopping Mall, Singapore 188307
Ready Fit Physiotherapy	Physiotherapy	23 Binjai Park Singapore 589828
The Family Clinic @ Towner	Medical clinic (certain pain care services and primary care services)	Blk 101 Towner Road, #01-202, Singapore 322101
The X-Ray Laboratory @ Towner	Health screening	Blk 101 Towner Road, #01-202, Singapore 322101
Express Medical Clinic and Express Medical X-Ray Laboratory	Medical clinic and Health screening	Blk 640 Rowell Road, #01-56, Singapore 200640

CORPORATE GOVERNANCE

Singapore Paincare Holdings Limited (the “**Company**”, and together with its subsidiaries, the “**Group**”), views corporate accountability, transparency and sustainability as strategic tools for enhancing long-term shareholders’ value and are committed to observing high standards of corporate governance.

On 6 August 2018, the Monetary Authority of Singapore issued a revised Code of Corporate Governance and accompanying Practice Guidance (the “**2018 Code**”). The Company has adopted the 2018 Code for its annual report for the financial year ended 30 June 2021 (“**FY2021**”).

This report describes the Company’s corporate governance practices that were in place throughout FY2021, with reference to both the principles and provisions set out in the 2018 Code and Singapore Exchange Securities Trading Limited (the “**SGX-ST**”) Listing Manual Section B: Rules of the Catalist (the “**Catalist Rules**”), where appropriate. Where the Company’s practices vary from any provisions of the 2018 Code, appropriate explanations for the deviations and how the practices adopted are consistent with the intent of the relevant principle.

BOARD MATTERS

The company is headed by an effective Board which is collectively responsible and works with Management for the long-term success of the company.

PRINCIPLE 1: THE BOARD’S CONDUCT OF AFFAIRS

As at the date of this report, the Board of Directors (the “**Board**”) is made up of the following members:

Provision 1.1 of the 2018 Code:

Ms. Lai Chin Yee (Non-executive Chairman and Independent Director)
Dr. Lee Mun Kam Bernard (Executive Director and Chief Executive Officer)
Dr. Loh Foo Keong Jeffrey (Executive Director and Chief Operating Officer)
Mr. Chong Weng Hoe (Independent Non-executive Director)
Mr. Yap Beng Tat, Richard (Ye Mingda, Richard) (Independent Non-executive Director)
Dr. Lim Kah Meng (Independent Non-executive Director)

Directors are fiduciaries who act objectively in the best interests of the Company

The Board sets the tone for the Group in respect of ethnics, values and desired organisational structure, and ensures proper accountability within the Group.

The primary functions of the Board, apart from its statutory duties, include:

- Overseeing the overall management and business affairs of the Group;
- Formulating the Group’s strategies, focusing on value creation and innovation and considering sustainability issues;
- Ensuring that the necessary resources are in place for the Group to meet its strategic objectives;
- Setting financial objectives and monitoring the Group’s financial performance and Management’s performance;
- Overseeing the evaluation of the adequacy and effectiveness of financial reporting, internal controls and risk management frameworks;
- Setting the Group’s approach to corporate governance, including the establishment of ethical values and standards; and
- Balancing the demands of the business with those of the Company’s stakeholders and ensuring obligations to material stakeholder groups (including shareholders) are met.

CORPORATE GOVERNANCE

The Board adopted a Code of Business Conduct and Ethics for Directors which establishes the fundamental principles of professional and ethical conduct expected of the Directors in the performance of their duties. It includes guidelines on matters relating to conflicts of interest. When an actual, potential and perceived conflict of interest arises, the concerned Director must recuse himself or herself from discussions and decisions involving the matter and abstain from voting on resolutions regarding the matter.

All Directors are aware of their fiduciary duties and are committed to exercising due care and diligence in making their decisions and to objectively discharge their duties and responsibilities in the best interests of the Company. Aside from their statutory duties, the key roles of different classes of Directors are set out below:

- Executive Directors are members of the Management who are involved in the day-to-day operations of the Group's business. They work closely with the Independent Directors on the long-term sustainability and success of the Group. They provide insights and recommendations on the Group's operations at the Board and Board Committee meetings.
- Independent Directors do not participate in the day-to-day operations of the Group's business and are deemed independent by the Board. They are familiar with the Group's business and are kept informed of the activities of the Group. They provide independent and objective advice and insights to the Board and the Management. They constructively challenge the Management on its decisions and contribute to the development of the Group's strategic goals and policies. They participate in the review of the Management's performance in achieving the strategic goals as well as the appointment, assessment and remuneration of the Executive Directors and key personnel.

The Executive Directors are appointed by way of service agreements while the Independent Directors are appointed by way of letters of appointment. The duties and responsibilities of Directors are clearly set out in these service agreements and letters of appointment.

New Directors would be briefed on the Group's industry, business, organisation structure, and strategic plans and objectives. Relevant policies and procedural guidelines would also be provided. Orientation for new Directors includes visits to the Group's key premises to familiarise themselves with the operation.

It is a requirement under Rule 406(3)(a) of the Catalist Rules for first-time appointees on boards of public listed companies in Singapore to attend the Listed Entity Director ("**LED**") programme organised by the Singapore Institute of Directors ("**SID**") as prescribed under Practice Note 4D of the Catalist Rules.

With regards to Rule 406(3)(a) of the Catalist Rules, Ms. Lai Chin Yee and Mr. Chong Weng Hoe have current and/or prior experience as a director of public listed companies in Singapore and are therefore familiar with the roles and responsibilities as a director of a public listed company in Singapore. Dr. Lee Mun Kam Bernard, Dr. Loh Foo Keong Jeffrey and Mr. Yap Beng Tat, Richard had attended and completed the mandatory training prescribed under Practice Note 4D of the Catalist Rules in 2021. Dr. Lim Kah Meng will complete the mandatory training prescribed under Practice Note 4D of the Catalist Rules, within one year from his appointment as the Director of the Company on 5 March 2021.

Provision 1.2 of the 2018 Code:

Directors' duties, induction, training and development

CORPORATE GOVERNANCE

During FY2021, the Directors were provided with updates on changes in laws and regulations, including amendments to Catalist Rules and the 2018 Code, which are relevant to the Group. The external auditors regularly update the Audit Committee and the Board on the developments and implementation of the Singapore Financial Reporting Standards (International) (“**SFRS(I)**”) which are applicable to the Group. Changes to regulations and accounting standards are monitored closely by the Management. In addition, the Management regularly updates and familiarises the Directors on the business activities of the Group during Board and Board Committee meetings.

The Nominating Committee evaluates the individual Directors’ competencies and recommends to the Board on training and development programmes for each Director. The Directors are also encouraged to attend relevant seminar and training programmes to enhance their skills and knowledge, the expenses of which will be borne by the Company.

Although the day-to-day management of the Company is delegated to the Executive Directors, there are matters which are required to be decided by the Board as a whole.

Provision 1.3 of the 2018 Code:

Matters specifically reserved for the Board’s decision are formally documented in a schedule, incorporated in the Group’s Accounting Policies and Procedural Manual and clearly communicated to the Management. These matters include:

Matters requiring Board’s approval

- Changes to the Group’s capital structure and corporate structure;
- Material investments, acquisitions and disposals of assets;
- Material capital expenditure;
- Material Group policies;
- Recommendation/declaration of dividend;
- Financial statements (half-yearly and full year), annual reports, circulars to shareholders and announcements to be submitted to the SGX-ST; and
- Appointment or removal of Directors, Company Secretary and Executive Officers of the Company.

Certain important matters could be subject to the recommendation by the respective Board Committees. Matters which the Board considers suitable for delegation to a Board Committee are contained in the terms of reference of the respective Board Committees.

Board Committees, namely Audit Committee (“**AC**”), Nominating Committee (“**NC**”) and Remuneration Committee (“**RC**”) have been established to assist the Board. Each Board Committee has its own terms of reference, setting out the composition, authorities and duties, which are approved by the Board. All Board Committees are chaired by an Independent Director. While these Board Committees are delegated with certain responsibilities, the responsibility for decisions relating to matters under the purview of the Board Committees ultimately lies with the entire Board.

Provision 1.4 of the 2018 Code:

Board Committees

CORPORATE GOVERNANCE

The composition of the Board Committees are as follows:-

Board Committees/ Designation	AC	NC	RC
Chairman	Lai Chin Yee	Yap Beng Tat, Richard,	Chong Weng Hoe
Member	Chong Weng Hoe	Lai Chin Yee	Yap Beng Tat, Richard,
Member	Yap Beng Tat, Richard,	Chong Weng Hoe	Lai Chin Yee

The terms of reference of the respective Board Committees, which are reviewed by the Board on a regular basis, as well as other relevant information on the Board Committees can be found in the subsequent sections of this report.

Board and Board Committee meetings are held regularly, with Board and AC meetings to be held at least twice a year and RC and NC meetings to be held at least once a year. Board and Board Committee meetings and annual general meetings are scheduled in advance to facilitate the Directors' attendance. Ad-hoc meetings will be convened when the Board's guidance or approval is required, outside of the scheduled Board meetings.

The Directors' attendance at the Board and the Board committees' meetings of the Company held in FY2021 are as below:

	Board	Audit	Nominating	Remuneration
Number of Meetings held in FY2021	2	2	2	1
Name of Directors	Number of Meetings attended			
Ms. Lai Chin Yee	2	2	2	1
Dr. Lee Mun Kam Bernard	2	2 [#]	1 [#]	1 [#]
Dr. Loh Foo Keong Jeffrey	2	2 [#]	1 [#]	1 [#]
Mr. Chong Weng Hoe	2	2	2	1
Mr. Yap Beng Tat, Richard	2	2	2	1
Dr. Lim Kah Meng*	-	-	-	-

Invited to attend in the meetings

* Appointed as Director of the Company on 5 March 2021.

In accordance with the Company's Constitution, a Director who is unable to attend a Board meeting can still participate in the meeting via telephone conference, video conference, audio visual or by means of a similar communication equipment or similar communication means whereby all persons participating can hear each other. Important matters concerning the Group can also be put to the Board and Board Committees for decision by way of written resolutions.

The NC has conducted an annual performance evaluation of the AC, RC and NC in terms of their roles and responsibilities and the conduct of their affairs as a whole for FY2021. The results are collated and the findings are analysed and discussed by the NC and reported to the Board. It is of the view that the performances of such Board Committees have been satisfactory.

Provision 1.5 of the 2018 Code:

Attendance and participation in Board and Board Committee meetings

CORPORATE GOVERNANCE

Individual Director assessment is also conducted whereby each Director is evaluated on his/ her contributions to the proper guidance, diligent oversight and leadership, and the support his/ her lends to the Management in steering the Group.

The results of the Board, Board Committees and Individual Director evaluations are compiled by the Company Secretary and furnished to the NC. In discussing the results of the performance evaluations for FY2021, the Board and the Board Committee members are able to identify areas for improving their effectiveness.

The NC is of the view that the primary objective of the assessment exercise is to create a platform for the Board members to exchange feedback on the strengths and shortcomings of the Board with a view to strengthening its effectiveness. The assessment exercise also assists the Directors to focus on their key responsibilities and helps the NC in determining whether to re-nominate Directors who are due for retirement at the next annual general meeting including determining whether Directors with multiple Board representatives are able to and have adequately discharge their duties as Directors of the Company.

The NC and the Board are generally satisfied with the FY2021 Board and Board Committees' performance evaluation results with no significant problems identified.

When a Director has multiple board representations, the NC also considers whether such Director is able to and has adequately carried out his duties as a Director of the Company, taking into consideration the Director's number of listed company, board representations and other principal commitments. In support of their candidature for directorship or re-election, Directors are to provide the NC with details of their other commitments and an indication of the time involved.

The Board and the NC have established a guideline on the maximum number of listed company directorships and other principal commitments that each Director is allowed to hold which can be found under Principle 4 of this report.

The Management recognises that relevant, complete and accurate information needs to be provided to the Directors prior to meetings and on an on-going basis to enable the Directors to make informed decisions and discharge their duties and responsibilities effectively and efficiently.

Provision 1.6 of the 2018 Code:

Complete, adequate and timely information to make informed decisions

The Management provides members of the Board with half yearly management accounts, as well as relevant background information relating to the matters that are discussed at the Board and Board Committee meetings. Such reports keep the Board informed of the Group's performance, financial position and prospects, and consist of the consolidated financial statements, major operational updates, background or updates on matters before the Board for decision or information. The Board is also provided with minutes of the previous Board meeting, and minutes of meetings of all Board Committees held. Detailed board papers are sent out to the Directors at least five working days before the scheduled meetings so that the Directors may better understand the issues beforehand, allowing for more time at such meetings for questions that Directors may have.

Any additional materials or information requested by the Directors are promptly furnished. If necessary, management staff who are able to explain and provide insights to the matters to be discussed are invited to make the appropriate presentation and answer any queries that the Directors may have.

The Management will also inform the Board of all significant events as and when they occur and circulate board papers and supporting information on major transactions to facilitate a robust discussion before the transactions are entered into.

CORPORATE GOVERNANCE

The Board has, at all times, separate and independent access to the Management, the Company Secretary and external professionals, including the sponsor, external auditors and internal auditors through electronic mail, telephone and face-to-face meetings.

The role of the Company Secretary is clearly defined and includes:

- Attending all Board and Board Committee meetings and ensuring that meeting procedures are followed;
- Together with the Management, ensure that the Company complies with all relevant requirements of the Companies Act and the Catalist Rules;
- Advising the Board on all corporate governance matters; and
- Ensuring adequate and timely flow of information within the Board and Board Committees and between the Management and the Board.

The appointment and removal of the Company Secretary are subject to the approval of the Board as a whole.

The Board has an appropriate level of independence and diversity of thought and background in its composition to enable it to make decisions in the best interests of the company.

Board Independence

The Company has at least half of the Board as Independent Directors and the Non-Executive Chairman is also an Independent Director, hence, there is a strong independent element on the Board with Independent Directors constituting at least half of the Board. Currently, the Board consists of six Directors of whom four are independent and non-executive.

The independence of each Director is reviewed annually by the NC. Each Independent Director is required annually to complete a checklist to confirm his independence. The checklist is drawn up based on the guidelines provided in the 2018 Code and the Catalist Rules. The NC adopts the 2018 Code's definition of what constitutes an "independent" Director in its review.

An Independent Director shall immediately disclose to the NC any relationships or circumstances that could interfere, or be reasonably perceived to interfere, with the exercise of his or her independent business judgement in the best interests of the Company. Taking into account the considerations on independence as set out in provision 2.1 of the 2018 Code, read together with Practice Guidance 2 of the 2018 Code, and Rules 406(3)(d)(i) and 406(3) (d)(ii) of the Catalist Rules, the NC and the Board ascertained that all Independent Directors namely, Ms. Lai Chin Yee, Mr. Yap Beng Tat, Richard, Mr. Chong Weng Hoe and Dr. Lim Kah Meng are independent and none of the Independent Directors has any relationship with the Company, its related corporations, substantial shareholders or officers, which could interfere or be perceived to interfere with the Director's independent judgement. No Independent Director has served on the Board for more than nine years.

Provision 1.7 of the 2018 Code:

Separately independent access to Management, company secretary and external advisers; Appointment and removal of the company secretary

PRINCIPLE 2: BOARD COMPOSITION AND GUIDANCE

Provision 2.1 of the 2018 Code: Director independence

Provision 2.2 of the 2018 Code: Independent directors make up a majority of the Board

Provision 2.3 of the 2018 Code: Non-executive directors make up a majority of the Board

CORPORATE GOVERNANCE

Board Diversity

Provision 2.4 of the
2018 Code:

The Company has in place the Board Diversity Policy with a view to achieving a sustainable and balanced development as the Company sees diversity at the Board level as an essential element in supporting the attainment of its strategic objectives and its sustainable development. In designing the Board's composition and selection of new Board members, the Board strive to ensure that:

Size and composition
of the Board and
Board Committee;
Board diversity policy

- (a) All candidates are included for consideration during the search for new appointments to the Board regardless of gender, age, nationalities or ethnicity;
- (b) There is appropriate mix of gender representation on the Board, taking into account the skills and experience the candidates can contribute; and
- (c) External search consultants when looking for suitable candidates for appointment to the Board will be specifically directed to include diverse candidates and women candidates in particular.

In reviewing the composition of the Board, the NC considers the benefits of Board diversity from a number of aspects, including but not limited to gender, age, educational background, professional experience, skills and knowledge. All Board appointments will be based on meritocracy, and candidates will be considered against objective criteria, having due regard for the benefits of diversity on the Board.

The NC will strive to ensure that:

- Female candidates are fielded for consideration for Board appointments;
- External search consultants, engaged to search for candidates for Board appointments, are required to present female candidates; and
- At least one female Director be appointed to the NC.

However, diversity is not merely limited to gender or any other personal attributes. The benefits of Board diversity could only be harnessed if Directors adopt an independent mindset when carrying out their responsibilities. In order to gather and leverage on diverse perspectives, the Non-executive Chairman and Independent Director strives to cultivate an inclusive environment where all Directors are able to speak up and participate in decision making.

The ultimate decision for new Board appointments will be based on merit and contribution that the selected candidates are expected to bring to the Board.

The Board has examined its size and is of the view that it is an appropriate size for effective decision-making, considering the nature and scope of the Group's operations. No individual or small group of individuals dominate the Board's decision making. The Board and Board Committees have an appropriate balance and mix of skills, knowledge and experience in the Group's core businesses and the areas of accounting and finance, legal and regulatory compliance, business management and risk management, and other aspects of diversity such as gender and age, so as to avoid groupthink and foster constructive debate. The Board has one female Independent Director. The profiles of the Directors are set out in the "Board of Directors" section of the Annual Report.

CORPORATE GOVERNANCE

To facilitate a more effective check on the Management, the Independent Directors meet at least once a year with the internal and external auditors without the presence of the Management. The Independent Directors also communicate with each other from time to time without the presence of the Management to discuss the performance of the Management and any matters of concern. Feedback arising from such meetings or discussions is provided to the Board or Non-executive Chairman and Independent Director, as appropriate.

There is a clear division of responsibilities between the leadership of the Board and Management, and no one individual has unfettered powers of decision-making.

The Board is chaired by Ms. Lai Chin Yee, Non-executive Chairman and Independent Director of the Company while Dr. Lee Mun Kam Bernard, is the Executive Director and Chief Executive Officer (“CEO”) of the Company. The Non-executive Chairman and the CEO are not related. Hence, the roles of the Non-executive Chairman and the CEO have been clearly separated, each having their own areas of responsibilities. This is to ensure that an appropriate balance of power, increased accountability and greater capacity of the Board for independent decision making.

The Non-executive Chairman and Independent Director, Ms. Lai Chin Yee, ensures that corporate information is adequately disseminated to all Directors in a timely manner to facilitate the effective contribution of all Directors. She promotes a culture of openness and debate at the Board and ensures that adequate time is allocated for discussion of all strategic issues. The Non-executive Chairman and Independent Director is assisted by the Board Committees, external auditors and internal auditors who report to the Audit Committee in ensuring compliance with the Company’s guidelines on corporate governance.

The Executive Director and CEO, Dr. Lee Mun Kam Bernard, is responsible for the overall management of the Group and charting the corporate strategies for future growth with the support of the Executive Director and Chief Operating Officer, Dr. Loh Foo Keong, Jeffrey and the Management.

As the Non-executive Chairman is not part of the Management and is independent, no Lead Independent Director has been appointed.

The Board has a formal and transparent process for the appointment and re-appointment of directors, taking into account the need for progressive renewal of the Board.

The NC comprises three Independent Directors, namely Mr. Yap Beng Tat, Richard, Ms. Lai Chin Yee and Mr. Chong Weng Hoe. The Chairman of the NC is Mr. Yap Beng Tat, Richard.

The NC’s responsibilities, as set out in its terms of reference, include the following:

- Developing and maintaining a formal and transparent process for the selection, appointment and re-appointment of Directors, taking into account the need for progressive renewal of the Board, and making recommendations to the Board on the appointment and re-appointment of Directors (including alternate Directors, if any), taking into consideration each Director’s competencies, commitment, contribution and performance (for example, attendance, preparedness, participation and candour) including, if applicable, his or her performance as an Independent Director;

Provision 2.5 of the 2018 Code:

Independent Directors meet regularly without the presence of the Management

PRINCIPLE 3: CHAIRMAN AND CHIEF EXECUTIVE OFFICER

Provision 3.1 of the 2018 Code:

Chairman and CEO are separate persons

Provision 3.2 of the 2018 Code:

Division of responsibilities between Chairman and CEO

Provision 3.3 of the 2018 Code:

Lead Independent Director

PRINCIPLE 4: BOARD MEMBERSHIP

Provision 4.1 of the 2018 Code:

NC to make recommendations to the Board on relevant matter

Provision 4.2 of the 2018 Code:
Composition of NC

CORPORATE GOVERNANCE

- Reviewing succession plans for the Directors, in particular, the appointment and/or replacement of the Chairman, CEO and Executive Officers;
- Deciding on how the Board's performance may be evaluated, and proposing objective performance criteria to assess the effectiveness of the Board as a whole, the Board Committees, and the contribution of each Director;
- Ensuring that all Directors submit themselves for re-nomination and re-election at least once every three years;
- Determining the composition of the Board, taking into account the future requirements of the Group, as well as the need for Directors who, as a group, provide an appropriate balance and diversity of skills, experience, gender and knowledge of the Group, and other considerations as set out in the 2018 Code, and setting the objectives for achieving Board diversity and reviewing the progress towards achieving these objectives;
- Determining on an annual basis, and as and when circumstances require, whether or not a Director is independent having regard to the requirements of the 2018 Code and any other salient factors;
- In respect of a Director who has multiple board representations on publicly listed companies, if any, reviewing and deciding, on an annual basis (or more frequently as the NC deems fit), whether such Director is able to and has been adequately carrying out his duties as a Director;
- Establishing guidelines on the maximum number of directorships and principal commitments for each Director (or type of Director) shall be;
- Reviewing training and professional development programmes for the Board and the Directors;
- Assessing whether each Director is able to and has been adequately carrying out his duties as a Director; and
- Ensuring that new Directors are aware of their duties and obligations.

The NC conducts an annual review of the balance, diversity and size of the Board to determine whether any changes are required in relation to the Board composition. Where the need for a new Director arises, candidates would first be sourced through the Company's network of contacts and referrals. The NC may engage a talent acquisition firm to identify a broader range of candidates. Suitable candidates would be interviewed by the NC and/or the Board and then assessed and nominated by the NC to the Board which retains the final discretion in appointing such new Director.

Provision 4.3 of the 2018 Code

Process for the selection, appointment and re-appointment of Directors

In recommending to the Board on appointment and re-appointment of Directors, the NC considers the following factors:

- Needs of the Group, Board Diversity Policy, expertise and experience of the candidate and his or her contribution and performance as Director of the Company, officer of other companies and/or professionals in his or her area of expertise;
- Number of public listed company directorships and other principal commitments;

CORPORATE GOVERNANCE

- Whether the candidate is a fit and proper person in accordance with the MAS' fit and proper guidelines, which broadly takes into account the candidate's competence, honesty, integrity and financial soundness; and
- Independence of the candidate (for Independent Directors).

Regulation 103 of the Company's Constitution states that any Director so appointed by the Board shall hold office only until the next AGM and shall then be eligible for re-election. The NC recommended that Dr. Lim Kah Meng, who was appointed during FY2021 be put forward for re-election at the forthcoming AGM. The Board accepted the recommendation and being eligible, Dr. Lim Kah Meng appointed during FY2021 will be offering himself for re-election in the forthcoming AGM. Dr. Lim has abstained from voting on any resolutions in respect of the assessment of his performance or re-nomination as Director.

Dr. Lim Kah Meng will, upon re-election as Director of the Company, remain as Independent Non-Executive Director. The Board considers Dr. Lim to be independent for the purpose of Rule 704(7) of the Catalist Rules.

In addition, Regulation 97 of the Company's Constitution states that at each AGM, one-third (or, if their number is not a multiple of three, the number nearest to but not less than one-third) of the Directors shall retire from office and that all Directors shall retire from office at least once in every three year and such retiring Directors shall be eligible for re-election. As such, Dr. Loh Foo Keong Jeffrey and Mr. Chong Weng Hoe will be subject to retirement by rotation at the forthcoming AGM. The NC has assessed and is satisfied that Dr. Loh Foo Keong Jeffrey and Mr. Chong Weng Hoe are qualified for re-elections by virtue of their skills, experiences and their contributions of guidance and time to the Board.

Dr. Loh Foo Keong Jeffrey will, upon re-election as Director of the Company, remain as Executive Director and Chief Operating Officer of the Company.

Mr. Chong Weng Hoe will, upon re-election as Director of the Company, remain as Chairman of the Remuneration Committee and a member of the Audit Committee and Nominating Committee. The Board considers Mr. Chong Weng Hoe to be independent for the purpose of Rule 704(7) of the Catalist Rules.

The details of the Directors seeking for re-election as required under Rule 720(5) of the Catalist Rules are set out in the "Re-election of Directors" section of this Annual Report.

As described under Principle 2 of this report, the Company has put in place a process to ensure the continuous monitoring of the independence of the Directors. Each Independent Director is required annually to complete a checklist to confirm his independence. Further, an Independent Director shall immediately disclose to the NC any relationships or circumstances that could interfere, or be reasonably perceived to interfere, with the exercise of his or her independent business judgement in the best interests of the Company. The NC is of the view that the Independent Directors are independent. As at the date of this report, there is no relationship or circumstance set forth in Provision 2.1 of the 2018 Code which puts the independence of the Independent Directors in question.

Provision 4.4 of the 2018 Code:

Circumstances affecting Director's independence

CORPORATE GOVERNANCE

When a Director has multiple listed company Directorship and other principal commitments, the NC also considers whether or not the Director is able to and has adequately carried out his duties as a Director of the Company.

The NC believes that putting a maximum limit on the number of Directorships a Director can hold is arbitrary, given that time requirements for each vary, and thus should not be prescriptive.

The NC is satisfied that sufficient time and attention were given by the Directors to the affairs of the Company during FY2021, notwithstanding that they hold Directorships in other listed companies and have other principal commitments, and will continue to do so in the financial year ending 30 June 2022.

The list of Directorships held by Directors presently or in the preceding five years in other listed companies, and other principal commitments are set out in the "Board of Directors" section of this Annual Report.

No alternate Director has been appointed to the Board.

The Board undertakes a formal annual assessment of its effectiveness as a whole, and that of each of its board committees and individual directors.

The NC has established a review process and proposed objective performance criteria set out in assessment checklists which are approved by the Board. The NC will assess the Board's effectiveness as a whole by completing the Board Assessment Checklist, which takes into consideration factors such as the Board's structure, conduct of meetings, risk management and internal control, and the Board's relationship with the Management. The NC will also assess the Board's performance based on a set of quantitative criteria and financial performance indicators as well as share price performance. In addition, the NC will assess the individual Directors' performance by completing an Individual Director Assessment Checklist, which takes into consideration factors such as commitment of time for meetings, level of participation and contribution at such meetings and the technical knowledge of the Directors.

Where appropriate, the Board will review and make changes to the assessment forms to align with prevailing regulations and requirements. The performance criteria shall not be changed from year to year without justification. These assessments are to be carried out and overseen by the NC for each financial year to evaluate the effectiveness of the Board as a whole and recommendations based on these assessments would be tabled to the Board for discussion and/or adoption. The Non-executive Chairman and Independent Director will act on the results of the performance evaluation and the recommendation of the NC, and where appropriate, in consultation with the NC, new members may be appointed or resignation of Directors may be sought.

Each member of the NC shall abstain from deliberating and voting on any resolutions in respect of the assessment of his performance or re-nomination as Director.

Based on the NC's review for FY2021, the Board operates effectively and each Director is contributing to the Board's effectiveness.

The Board has implemented a formal annual process for assessing the effectiveness of each Board Committee and the Board for FY2021.

Although no external facilitator had been engaged by the Board for this purpose, the NC has full authority to do so, if the need arises.

Provision 4.5 of the 2018 Code:

Multiple listed company directorships and other principal commitments

PRINCIPLE 5: BOARD PERFORMANCE

Provisions 5.1 and 5.2 of the 2018 Code:

Assessment of effectiveness of the Board and Board Committees and assessing the contribution by the Chairman and each Director

CORPORATE GOVERNANCE

REMUNERATION MATTERS

The Board has a formal and transparent procedure for developing policies on director and executive remuneration, and for fixing the remuneration packages of individual directors and key management personnel. No director is involved in deciding his or her own remuneration.

The RC comprises three Independent Directors, namely Mr. Chong Weng Hoe, Mr. Yap Beng Tat, Richard and Ms. Lai Chin Yee. The Chairman of the RC is Mr. Chong Weng Hoe.

The RC's responsibilities, as set out in its terms of reference, include the following:

- Reviewing and recommending to the Board for approval on the framework of remuneration for the Directors and Executive Officers of the Group as well as the specific remuneration packages for each Executive Director and Executive Officer, ensuring that a significant and appropriate proportion of the remuneration is structured so as to link rewards to corporate and individual performance;
- Reviewing annually the remuneration, bonuses, pay increase and/or promotions of employees who are related to the Directors or substantial shareholders to ensure that their remuneration packages are in line with the staff remuneration guidelines and commensurate with the respective job scopes and level of responsibilities, and reviewing and approving any new employment of related employees and the proposed terms of their employment;
- Reviewing the obligations arising in the event of termination of service contracts entered into between the Group and the Executive Directors or Executive Officers, as the case may be, to ensure that the service contracts contain fair and reasonable termination clauses which are not overly generous;
- If necessary, seeking expert advice within and/or outside the Company on remuneration matters, ensuring that existing relationships, if any, between the Company and the appointed remuneration consultants will not affect the independence and objectivity of the remuneration consultants;
- Performing an annual review of the remuneration packages in order to maintain their attractiveness to retain and motivate the Directors and Executive Officers, and to align the interests of the Directors and Executive Officers with the interests of the shareholders and other stakeholders and promote the long-term success of the Company; and
- Ensuring that the remuneration of Non-Executive Directors is appropriate to the level of contribution, taking into account factors such as effort, time spent, and responsibilities.

The recommendations of the RC shall be submitted for endorsement by the Board. Each RC member shall abstain from reviewing, deliberating and voting on any resolution in respect of his remuneration package or that of any employees who are related to him.

The RC considers all aspects of remuneration (including Director's fees, salaries, allowances, bonuses, options, share-based incentives and awards, benefits in kind and termination payments) in the review of remuneration packages for the Directors and Executive Officers with an aim to be fair and to avoid rewarding poor performance, before making any recommendation to the Board.

PRINCIPLE 6: PROCEDURES FOR DEVELOPING REMUNERATION POLICIES

Provision 6.1 of the 2018 Code:

RC to recommend remuneration framework and packages

Provision 6.2 of the 2018 Code:

Composition of RC

Provision 6.3 of the 2018 Code:

RC to consider and ensure all aspects of remuneration are fair

CORPORATE GOVERNANCE

The Independent Directors receive Directors' fees in accordance with their contributions, taking into account factors such as effort and time spent and their responsibilities. The Directors' fees are recommended by the RC and endorsed by the Board for approval by the shareholders of the Company at the annual general meeting. Except as disclosed in this Annual Report, the Independent Directors do not receive any remuneration from the Company.

The Executive Directors have each entered into a service agreement with the Company, under which terms of their employment are stipulated in the service agreements.

There are no excessively long or onerous removal clauses in these service agreements. The service agreements are valid for five years with effect from 30 July 2020, thereafter, the employment shall be automatically renewed annually and either party may terminate the service agreement by giving to the other party not less than six months' notice in writing, or in lieu of notice, payment of an amount equivalent to six months' salary based on the Executive Director's last drawn monthly salary.

The RC members are familiar with remuneration matters as they are regularly updated of market practices. During FY2021, the Company did not engage any remuneration consultant to seek advice on remuneration matters. Moving forward, the RC will consider the need to engage such external remuneration consultants and where applicable, it will review the independence of the external firm before engaging them.

The level and structure of remuneration of the Board and key management personnel are appropriate and proportionate to the sustained performance and value creation of the company, taking into account the strategic objectives of the company

Remuneration of Executive Directors and Executive Officers comprise fixed components, including salaries and CPF, and a variable bonus component. Their remuneration is linked to both corporate and individual performance and aligned with shareholders' interests to promote long-term success of the Group.

The remuneration paid/payable to Executive Directors and Executive officers are determined by the Board after considering the following:

- (1) Salary - salary is determined based on the complexity of the required responsibilities and tasks, and market comparables.
- (2) Variable or performance related bonus - variable remuneration depends on the profit of the Group and relevant individuals' key performance indicators.

The Group's remuneration policy is to ensure that the remuneration offered is competitive and sufficient to attract, retain and motivate the Directors and the key management personnel of the required experience and expertise to successfully manage the Company for the long term. No Director is involved in any discussion relating to his own remuneration, terms and conditions of service, and the review of his performance.

Having reviewed the variable component in the remuneration packages of the Executive Directors and Executive Officers, the RC is of the view that it is not necessary to institute contractual provisions to reclaim incentive components of remuneration from Executive Directors and Executive Officers in exceptional circumstances of misstatement of financial results, or of misconduct resulting in financial loss to the Group. The Company believes that there are alternative legal avenues to these specific contractual provisions that will enable the Company to recover financial losses arising from such exceptional events from the Executive Directors and Executive Officers.

Provision 6.4 of the 2018 Code:

Expert advice on remuneration

**PRINCIPLE 7:
LEVEL AND MIX OF
REMUNERATION**

Provisions 7.1 and 7.3 of the 2018 Code:

Remuneration of Executive Directors and key management personnel are appropriately structured to encourage good stewardship and promote long-term success of the Company

CORPORATE GOVERNANCE

Long term incentive schemes are provided in the form of SPCH Employee Share Option Scheme (“**SPCH ESOS**”) and SPCH Performance Share Plan (“**SPCH PSP**”) for eligible employees including Executive Directors. Details of SPCH ESOS and SPCH PSP are disclosed in the Company’s offer document dated 13 July 2020 (“**Offer Document**”). The administration committee for the SPCH PSP and SPCH ESOS comprises of the members of the RC and NC, including Ms. Lai Chin Yee, Mr. Chong Weng Hoe and Mr. Yap Beng Tat Richard. During FY2021, no share option and no performance shares were granted, vested or cancelled.

The Independent Directors are paid Directors’ fees which take into consideration their contribution, effort, time spent and responsibilities. They are not overly remunerated to the extent that their independence may be compromised.

Long term incentive schemes such as SPCH ESOS and SPCH PSP are also available to Non-Executive Independent Directors.

The company is transparent on its remuneration policies, level and mix of remuneration, the procedure for setting remuneration, and the relationships between remuneration, performance and value creation.

A separate annual remuneration report is not prepared as the matters which need to be disclosed in such annual remuneration report have already been sufficiently disclosed in this report and in the financial statements of the Company.

A breakdown (in percentage terms) of the remuneration earned by each Director and the CEO during FY2021 is as follows:

Remuneration band and name of Director	Directors’ fee (%)	Salary and CPF (%)	Variable or performance related bonus (%)	Total (%)
\$500,001 to \$750,000				
Lee Mun Kam Bernard	-	100	-	100
\$250,001 to \$500,000				
Loh Foo Keong Jeffrey	-	100	-	100
Below \$250,000				
Lai Chin Yee	100	-	-	100
Chong Weng Hoe	100	-	-	100
Yap Beng Tat, Richard (Ye Mingda, Richard)	100	-	-	100
Lim Kah Meng	100	-	-	100

The Board is of the opinion that it is in the best interest of the Company to maintain confidentiality of the exact remuneration details of the Directors.

Provision 7.2 of the 2018 Code:

Remuneration of Non-executive Directors dependent on contribution, effort, time spent and responsibilities

PRINCIPLE 8: DISCLOSURE ON REMUNERATION

Provisions 8.1 and 8.3 of the 2018 Code:

Remuneration disclosures of Directors and key management personnel; Details of employee share schemes

CORPORATE GOVERNANCE

The Board is of the view that notwithstanding the deviation from Provision 8.1 of the 2018 Code, the Company is transparent on its remuneration policies, which has been disclosed not only as part of compliance with Principle 8 but also in respect of Principle 7 of the 2018 Code. In particular, the Company has elaborated on the remuneration policy governing the remuneration of the Executive Directors and Executive Officers, and the factors taken into account for the remuneration of the Independent Directors. The Company has also disclosed the remuneration paid to each Director using bands of \$250,000, as well as the breakdown of the components of their remuneration, for transparency. Accordingly, the Board is of the view that the non-disclosure of the exact quantum of the remuneration of each Director will not be prejudicial to the interest of shareholders and complies with the intent of Principle 8.1 of the Code.

The Company has less than five key management personnel and the remuneration of the key management personnel of the Company is as follows:

Remuneration band and name of key management personnel	Salary and CPF (%)	Variable or performance related bonus(%)	Total (%)
Below \$250,000			
Ng Phick Suan	100	-	100

After careful consideration, the Board is of the view that full disclosure of the aggregate remuneration of the key management personnel is not in the best interests of the Company in view of, *inter alia*, the Company having only one key management personnel and the confidential nature of remuneration matters.

Save for the Executive Directors, there are no employees who were substantial shareholders of the Company in FY2021.

Provision 8.2 of the 2018 Code:

The remuneration (including salary, bonus and CPF) paid in FY2021 to Ms. Wong Jing Yi Joyce, spouse of Executive Director and Chief Operating Officer, Dr. Loh Foo Keong Jeffrey, for services rendered to the Group on an individual basis are set out in the following remuneration bands:

Remuneration disclosure of related employees

Remuneration band and name of related employee	Salary and CPF (%)	Variable or performance related bonus(%)	Total (%)
\$100,000-\$150,000			
Wong Jing Yi Joyce	93	7	100

CORPORATE GOVERNANCE

ACCOUNTABILITY AND AUDIT

The Board is responsible for the governance of risk and ensures that Management maintains a sound system of risk management and internal controls, to safeguard the interests of the company and its shareholders.

Risk analysis and management is undertaken within the Group as a source of sustainable business benefit and competitive advantage. The Board is responsible for the management of the Group's significant risks and is assisted by the AC in the oversight of the risk management and internal control systems of the Group.

The AC, with the assistance of the internal and external auditors, annually reviews the adequacy and effectiveness of the Group's risk management and internal control systems, including financial, operational, compliance and information technology controls.

The internal auditor, RSM Risk Advisory Pte Ltd ("**RSM**"), has carried out internal audit on the system of internal controls and reported the findings to the AC. In this respect, the AC has reviewed the findings of the internal auditors and noted that the Company is closely monitored to ensure timely and proper implementation of the internal auditors' recommendation. No material internal control weaknesses had been raised by the internal and external auditors in the course of their audits for FY2021 which have not been adequately addressed.

The Board received assurance from the CEO and the Financial Controller that the financial records have been properly maintained and the financial statements give a true and fair view of the Company's operations and finances.

In addition, the Board received assurance from the CEO, Chief Operating Officer and the Financial Controller that the Company's risk management and internal control systems are adequate and effective.

Based on the reviews carried out by the AC, work performed by the internal and external auditors and assurance from the Management referred to in the preceding paragraphs, the Board, with the concurrence of the AC, is satisfied that the system of internal controls (including financial, operational, compliance and information technology controls) and risk management systems in place are adequate and effective as at 30 June 2021.

The Board notes that no system of internal controls could provide absolute assurance against the occurrence of material errors, poor judgement in decision making, human errors, losses, fraud or other irregularities. As such, the Company's risk management and internal controls systems are regularly evaluated and improved to ensure its relevance to the Company's operations

The Board has an Audit Committee which discharges its duties objectively

The AC comprises three Independent Directors, namely Ms. Lai Chin Yee, Mr. Chong Weng Hoe and Mr. Yap Beng Tat, Richard. The Chairman of the AC is Ms. Lai Chin Yee.

PRINCIPLE 9: RISK MANAGEMENT AND INTERNAL CONTROLS

Provision 9.1 of the 2018 Code:

Board determines the nature and extent of significant risks

Provision 9.2 of the 2018 Code:

Assurance from CEO, CFO and other key management personnel

PRINCIPLE 10: AUDIT COMMITTEE

Provision 10.1 of the 2018 Code:

Duties of AC

CORPORATE GOVERNANCE

All members of the AC are appropriately qualified and have relevant accounting or related financial management expertise and experience. They are not former partners or directors of the Company's auditing firm.

Ms. Lai Chin Yee graduated from National University of Singapore with a Bachelor of Accountancy in 1987. She has more than 30 years of experience in the areas of auditing, finance and accounting, taxation and treasury.

Mr. Chong Weng Hoe graduated from the National University of Singapore with a Bachelor of Engineering (Electrical) in 1989 and obtained a Master of Business Administration (Accountancy) from Nanyang Technology University in 1997.

Mr. Yap Beng Tat, Richard obtained his Bachelor of Accountancy from the Nanyang Technological University in 2005. He has more than 15 years of experience in areas of audit, corporate finance and valuation.

The AC's responsibilities, as set out in its terms of reference, include the following:

- assisting the Board of Directors in the discharge of its responsibilities on financial reporting matters;
- reviewing the assurance from the Chief Executive Officer and Financial Controller on the financial records and financial statements;
- reviewing with the internal and external auditors, the audit plans, scope of work, evaluation of the system of internal accounting controls, management letter and management's response, and results compiled by the Group's internal and external auditors, and ensure coordination between the internal and external auditors, and the management;
- reviewing the half-yearly and annual financial statements and results announcements before submission to the Board of Directors for approval, focusing in particular, on changes in accounting policies and practices, major risk areas, significant adjustments resulting from the audit, the going concern statement, compliance with financial reporting standards as well as compliance with the Catalist Listing Manual and any other statutory or regulatory requirements;
- reviewing the assistance given by the management to the auditors, and discuss problems and concern, if any, arising from the interim and final audits, and any matters which the auditors may wish to discuss (in the absence of the management where necessary);
- reviewing the adequacy, effectiveness, independence, scope and results of the external audit and the Company's internal audit function and assessing the independence and objectivity of the external auditors;
- reviewing and discussing with the external auditors any suspected fraud or irregularity, or suspected infringement of any relevant laws, rules or regulations, which has or is likely to have a material impact on the Group's operating results or financial position, and the management's response;
- making recommendations to the Board of Directors on (a) the proposals to shareholders on the appointment, re-appointment and removal of the external auditors, and (b) the remuneration and terms of engagement of the external auditors;

Provisions 10.2 and 10.3 of the 2018 Code:

Composition of AC; AC does not comprise former partners or directors of the Company's auditing firm

CORPORATE GOVERNANCE

- reviewing significant financial reporting issues and judgments, with the Financial Controller and the external auditors, so as to ensure the integrity of the financial statements of the Group and any formal announcements relating to the Group's financial performance, before their submission to the Board of Directors;
- reviewing and report to the Board of Directors at least annually the adequacy and effectiveness of the Group's internal controls and risk management systems with the Financial Controller and the internal and external auditors, including financial, operation, compliance and information technology controls via reviews carried out by the internal auditors;
- reviewing and approve transactions falling within the scope of Chapter 9 and Chapter 10 of the Catalist Listing Manual (if any);
- reviewing any potential conflicts of interest;
- setting out a framework to resolve or mitigate any potential conflicts of interest, as well as monitor compliance with such framework;
- undertaking such other reviews and projects as may be requested by the Board of Directors and report to the Board of Directors its findings from time to time on matters arising and requiring the attention of the Audit Committee;
- reviewing the Group's financial risk areas, with a view to providing an independent oversight on the Group's financial reporting, with the outcome of such review to be disclosed in the annual reports, or if the findings are material, to be immediately announced via Singapore Exchange Network;
- reviewing and establish procedures for receipt, retention and treatment of complaints received by the Group, inter alia, criminal offences involving the Group or its employees, questionable accounting, auditing, business, safety or other matters that impact negatively on the Group;
- reviewing policies and arrangements for concerns about possible improprieties in financial reporting or other matters to be safely raised, to ensure that such policies and arrangements continue to be in place for independent investigation and appropriate follow-up, and to ensure that the Company publicly discloses, and clearly communicates to employees the existence of a whistle-blowing policy and the procedures for raising such concerns;
- reviewing of interested person transaction to ensure that they are on normal commercial terms and that they do not prejudice the interest of the Company and its minority shareholders; and
- generally undertaking such other functions and duties as may be required by statute or the Catalist Listing Manual, and by such amendments made thereto from time to time.

The AC is authorised to investigate any matter within its terms of reference, and has full access to, and co-operation of, the Management. The AC has full discretion to invite any Director, Executive Officer or management personnel to attend its meetings and has access to reasonable resources, including independent professional advice, to enable it to discharge its functions.

CORPORATE GOVERNANCE

The Group has complied with Rules 712 and 715 of the Catalist Rules in relation to the appointment of its external auditor. The aggregate amount of fees paid/payable to the external auditor, BDO LLP, for audit services for FY2021 were \$110,000 and the non-audit service rendered by BDO LLP in respect of the listing of the Company on Catalist was \$20,009. The AC, having reviewed the scope and value of the audit services provided by the external auditor, is satisfied that the independence and objectivity of the external auditor is not impaired.

In recommending the re-appointment of BDO LLP as the external auditor for the financial year ending 30 June 2022, the AC had taken into consideration the Audit Quality Indicator Disclosure Framework published by the Accounting and Corporate Regulatory Authority.

The Company has outsourced its internal audit function to RSM, a corporate member of the Institute of Internal Auditors Singapore. The primary reporting line of the internal auditors is to the AC and administratively to the Financial Controller. The hiring, removal, evaluation of the internal auditors and compensation to be paid to them is recommended by the AC and approved by the Board.

The internal audit team have unrestricted access to the Company's documents, records, properties and personnel, including the AC. The internal audit team is staffed with personnel with relevant qualifications and experience and takes reference from the International Standards for the Professional Practice of Internal Auditing set by the Institute of Internal Auditors when performing their reviews. The AC is satisfied that the internal audit function is independent, effective, adequately resourced to perform its functions and have appropriate standing within the Group. Mr. Dennis Lee, the head of the internal audit function team of RSM, is highly qualified with almost 18 years of audit, internal audit and risk management experience. RSM carries out its function in accordance to the Standards for the Professional Practice of Internal Auditing set by The Institute of Internal Auditors.

The internal audit function is independent of the activities it audits. During FY2021, the internal auditors completed an internal control review of the Group's key processes such as compliance and risk management and patient registration and fee processing. The related internal audit reports, including Management's responses and implementation status, have been communicated to the AC.

The AC endeavour to meet at least once a year with the external and internal auditors without the presence of the Management so that any concern and/or issue can be raised directly and privately.

The AC met with the internal auditors and external auditors without the presence of Management in August 2021 to discuss, amongst other matters, the conduct of audit for the Group's financial statements for FY2021.

Provision 10.4 of the 2018 Code:

Primary reporting line of the internal audit function is to AC; Internal audit function has unfettered access to Company's documents, records, properties and personnel

Provision 10.5 of the 2018 Code:

AC meets with the auditors without the presence of Management annually

SIGNIFICANT ACCOUNTING MATTERS

In the review of the financial statements for FY2021, the AC has discussed with the Management on the significant accounting principles that were applied and their judgement of items that might affect the accuracy and completeness of the financial statements.

The key audit matters, which are included in the independent auditors' report for FY2021, were discussed with the Management and the external auditor and were reviewed by the AC.

CORPORATE GOVERNANCE

WHISTLE-BLOWING CHANNELS

The Company has in place a whistle-blowing policy and procedures for employees of the Group and other persons to raise concerns about possible improprieties in matters of financial reporting, fraudulent behaviour and other significant matters directly to the AC in confidence and without fear of reprisals. Details of this policy are disseminated to employees of the Group and is made available on the Company's website at <https://www.sgpaincareholdings.com/whistleblowing-policy/>.

Possible improprieties such as suspected fraud, corruption, dishonest practices and other significant matters can be reported to AC Chairman, Ms. Lai Chin Yee via email, report@sgpaincareholdings.com.

To date, no significant matter was raised through the Group's whistle-blowing channels.

SHAREHOLDER RIGHTS AND ENGAGEMENT

The company treats all shareholders fairly and equitably in order to enable them to exercise shareholders' rights and have the opportunity to communicate their views on matters affecting the company. The company gives shareholders a balanced and understandable assessment of its performance, position and prospects.

The Board ensures that the shareholders are treated fairly and equitably. All material information which would likely affect the price or value of the Company's shares shall be disclosed adequately and in a timely manner. Presentations to shareholders will be made available on SGXNET and the Company's website (if applicable).

In presenting the Group's financial results to shareholders, it is the aim of the Board to provide shareholders with a balanced and understandable assessment of the Company's performance, position and prospects.

The Company's principal form of dialogue with shareholders takes place at general meetings. Notices of general meetings are dispatched to shareholders, together with the annual report and/or circulars within the time notice period as prescribed by the relevant regulations. Where necessary, additional explanatory notes will be provided for relevant resolutions which are to be tabled at general meetings to enable shareholders to exercise their vote on an informed basis. The Company strives to hold general meetings at venues which are accessible to shareholders. At general meetings, shareholders will be given the opportunity to voice their views and direct their questions to the Board regarding the Company.

Shareholders will also be briefed during the general meetings on voting procedures of the general meetings.

The SGX-ST publishes investor guides to help the investment community in their preparation for annual general meetings and other general meetings. The links to SGX-ST's investor guides have been included on the Company's website under the "Investor Relations" section for ease of reference by shareholders.

All resolutions proposed at general meetings shall be put to vote by way of a poll. All votes cast, for or against, and the respective percentages, in respect of each resolution are tallied and disclosed at the meeting and an announcement with the detailed results showing the numbers of votes cast for and against for each resolution and the respective percentage will be released via SGXNET after the general meetings.

PRINCIPLE 11: SHAREHOLDER RIGHTS AND CONDUCT OF GENERAL MEETINGS

Provision 11.1 of the 2018 Code:

Company provides shareholders with the opportunity to participate effectively and vote at general meetings

CORPORATE GOVERNANCE

The Board notes that the best practice is to have separate resolutions on each substantially separate issue. The Company shall avoid 'bundling' resolutions unless the resolutions are interdependent and linked so as to form one significant proposal. In situations where resolutions are inter-conditional, the Company will provide clear explanations.

Provision 11.2 of the 2018 Code:

Separate resolution on each substantially separate issue

All Directors, including the chairpersons of various Board Committees, and the Executive Officers shall attend general meetings to address shareholders' queries and receive feedback from shareholders.

Provision 11.3 of the 2018 Code:

All Directors attend general meetings

The external auditor, BDO LLP, shall also be invited to attend general meetings and will assist in addressing queries from the shareholders relating to the conduct of the audit and the preparation and content of the independent auditor's report.

The Chairman of the meeting will facilitate constructive dialogue between shareholders and the Board, the Management, the external auditors and other relevant professionals.

The Company's Constitution allows all shareholders to appoint not more than 2 proxies to attend and vote on their behalf and also provides that a proxy need not be a shareholder of the Company. Registered shareholders who are unable to attend the general meetings are entitled to appoint up to two proxies, unless the shareholder is a relevant intermediary (as defined in Section 181 of the Companies Act). A relevant intermediary may appoint more than two proxies to participate in shareholders' meetings, but each proxy must be appointed to exercise rights attached to a different share or shares held by such shareholder.

Provision 11.4 of the 2018 Code:

Company's Constitution allow for absentia voting of shareholders

The Company's Constitution permits voting in absentia only by appointment of proxy. As the authenticity of shareholders' identity and other related integrity issues still remain a concern, the Company has decided, for the time being, not to implement voting in absentia by mail or electronic means.

Minutes of general meetings which include substantial and relevant comments or queries from shareholders relating to the agenda of the meeting and responses from the Board and the Executive Officers will be published on the Company's corporate website at <https://www.sgpaincareholdings.com/investor-relations/>.

Provision 11.5 of the 2018 Code:

Minutes of general meetings are published on the Company's corporate website as soon as practicable

The Company does not have a fixed dividend policy in place.

Provision 11.6 of the 2018 Code:

Dividend policy

Subject to its Constitution and the Companies Act, the Company may, by ordinary resolution of shareholders, declare dividends at a general meeting, but it may not pay dividends in excess of the amount recommended by the Directors. The declaration and payment of dividends will be determined at the sole discretion of the Directors subject to the approval of the shareholders. Subject to its Constitution and the Companies Act, the Directors may also declare an interim dividend without the approval of the shareholders.

The form, frequency and amount of future dividend of the Company's shares will depend on the earnings, financial position, results of operations, cash flows, capital needs, general business conditions, terms of borrowing arrangements (if any), plans for expansion, and other factors as the Board may deem appropriate.

Despite not having a fixed dividend policy, the Directors have recommended a final dividend (tax-exempt one-tier) of \$0.0075 per ordinary share for the financial year ended 30 June 2021.

CORPORATE GOVERNANCE

The company communicates regularly with its shareholders and facilitates the participation of shareholders during general meetings and other dialogues to allow shareholders to communicate their views on various matters affecting the company.

The Company uses various platforms to effectively engage the shareholders and the investment community, with an emphasis on timely, accurate, fair and transparent disclosure of information. In addition to general meetings and where the opportunities arise, the senior Management of the Company will also meet with investors, analysts and the media, as well as participate in investor relations activities to solicit and understand the views of the investment community.

The Company is committed to treating all shareholders fairly and equitably and to keep all its shareholders and other stakeholders informed of its corporate activities which would be likely to materially affect the price or value of its shares, on a timely basis.

The Board is mindful of the obligation to provide shareholders with information on all major developments that affect the Group in accordance with the Catalist Rules and the Companies Act. Information is communicated to shareholders on a timely basis through:

- Announcements and press releases via SGXNET;
- Company's website (www.sgpaincareholdings.com); and
- Annual reports.

The investor relations team takes an active role in communications with shareholders and the investment community to address their queries or concerns and to update them on the latest corporate development.

The Company has in place an investor relations policy which promotes the timely dissemination of relevant information to the Company's shareholders and prospective investors to enable them to make well-informed investment decisions and to ensure a level playing field. This is to promote regular, effective and fair communication with shareholders and prospective investors. The policy is available at the Company's website under the "Investor Relations" section.

Shareholders and the investment community can contact the Company's investor relations team by telephone at +65-69722256 or email at enquiries@sgpaincareholdings.com.

MANAGING STAKEHOLDERS RELATIONSHIPS

The Board adopts an inclusive approach by considering and balancing the needs and interests of material stakeholders, as part of its overall responsibility to ensure that the best interests of the company are served

The Company takes pride in meeting and exceeding the expectations of the stakeholders. The Company will ensure all engagement platforms, among others, customer satisfaction survey form, webinars, facebook and health talk are clearly set up and available to stakeholders.

PRINCIPLE 12: ENGAGEMENT WITH SHAREHOLDERS

Provision 12.1 of the 2018 Code:

Company provides avenues for communication between the Board and shareholders and discloses steps taken to solicit and understand the views of shareholders

Provisions 12.2 and 12.3 of the 2018 Code:

Company has in place an investor relations policy; Investor relations policy sets out mechanism of communication between the shareholders and the Company

PRINCIPLE 13: ENGAGEMENT WITH STAKEHOLDERS

Provisions 13.1 and 13.2 of the 2018 Code:

Engagement with material stakeholder groups

CORPORATE GOVERNANCE

As part of its continuing listing obligations, the Company will, subsequently in accordance to the requirements of the Catalist Rules, release a sustainability report which will set out its strategy and key areas of focus in relation to the management of stakeholder relationships.

Stakeholders who wish to know more about the Group and the business and governance practices can visit the Company's website at <https://www.sgpaincareholdings.com>.

Provision 13.3 of the 2018 Code:

The website includes an investor relations section containing the Company's financial highlights, annual report, corporate announcements, whistle-blowing policy and investor relations policy.

Corporate website to engage stakeholders

DEALINGS IN SECURITIES

The Company has adopted policies in line with the requirements of Rule 1204(19) of the Catalist Rules on dealings in the Company's securities. The policies have been made known to Directors, Executive Officers and any other persons as determined by the Management who may possess unpublished material price-sensitive information of the Group.

The Company prohibits its officers from dealing in the Company's shares on short-term considerations or when they are in possession of unpublished price-sensitive information. The Company, its Directors and officers are not allowed to deal in the Company's shares during the periods commencing one month before the Company's half year and full year financial statements, as the case may be, and ending on the date of the announcement of the relevant financial results.

The Company, Directors and employees of the Company are also advised to observe insider trading laws at all times. Directors are required to report all dealings to the Company Secretary.

INTERESTED PERSON TRANSACTIONS ("IPTs")

The Group has adopted a policy in respect of any transactions with interested persons and requires all such transactions to be at arm's length, on normal commercial terms and not prejudicial to the Company and its minority shareholders. All interested person transactions will be documented and submitted periodically to the AC for their review.

The Company does not have a general shareholders' for interested person transactions pursuant to Rule 920 of the Catalist Rules. The details of IPTs entered into in FY2021 are set out as follows:-

Name of Interested Persons	Nature of relationship	Aggregate value of all interested person transactions during the financial year under review (excluding transactions less than \$100,000 and transactions conducted under shareholders' mandate pursuant to Rule 920) (\$'000)	Aggregate value of all interested person transactions conducted under shareholders' mandate pursuant to Rule 920 (excluding transactions less than S\$100,000) (\$'000)
MedBridge Marketing Pte. Ltd. ⁽¹⁾	Associate of the Executive Director and Chief Executive Officer, Dr. Lee Mun Kam Bernard	397	-

Note:

⁽¹⁾ Rental of the units at 290 Orchard Road, #18-03, Singapore 238859 and 38 Irrawaddy Road, #07-33, Singapore 329563 from MedBridge Marketing Pte. Ltd., which is 100% owned by Dr. Lee Mun Kam Bernard, the Executive Director and Chief Executive Officer of the Company.

CORPORATE GOVERNANCE

MATERIAL CONTRACTS

Pursuant to Rule 1204(8) of the Catalist Rules, the Company confirms that save as disclosed below, and in the sections "Interested Person Transactions", "Directors' Statement" and "Notes to the Financial Statements" of this Annual Report, there were no other material contracts and loans of the Company and its subsidiaries involving the interests of the CEO or any Director or controlling shareholder, either still subsisting at the end of FY2021 or if not then subsisting, which were entered into since the end of the previous financial year.

NON-SPONSOR FEES

With reference to Rule 1204(21) of the Catalist Rules, save for fees of \$337,000 paid to the Company's sponsor, Novus Corporate Finance Pte. Ltd., in their role as full sponsor for the initial public offering of the Company ("IPO"), advisors in the Company placement shares, listing grant and due diligence in appointment of an independent director, there are no other non-sponsorship fees paid to the sponsor in FY2021.

UTILISATION OF PROCEEDS

(i) Use of IPO proceeds

The Company refers to the net cash proceeds amounting to \$3.54 million (excluding cash listing expenses of approximately \$1.79 million) raised from the Company's listing on the Catalist board of SGX-ST on 30 July 2020.

As at the date of this annual report, the status on the use of the IPO Proceeds is as follows:-

Use of net proceeds	Amount allocated (\$'000)	Amount allocated after reallocation ⁽¹⁾ (\$'000)	Amount utilised as at the date of this annual report (\$'000)	Balance of net proceeds as at the date of this annual report (\$'000)
Expand range of pain care services	1,100	1,100	-	1,100
Expand business operations locally and regionally	1,400	2,441	(2,400) ⁽²⁾	41
Working capital	1,041	-	-	-
Total	3,541	3,541	(2,400)	1,141

Notes:

⁽¹⁾ \$1.041 million of the net proceeds initially allocated for the Group's working capital had been reallocated to expand the Group's business operations locally and regionally (the "Reallocation"). Please refer to the Company's announcement dated 30 November 2020 for more details.

⁽²⁾ Utilised for the acquisition of 40% of the total issued share capital of KCS Anaesthesia Services Pte. Ltd..

Save for the Reallocation, the above utilisation is in accordance with the intended use as stated in the Offer Document.

(ii) Use of proceeds from the Placement

As at the date of this annual report, the net cash proceeds of \$3.95 million from the Placement has yet to be utilised. The Company will make periodic announcements on the use of the proceeds from the Placement as and when the proceeds from the Placement are materially disbursed.

DIRECTORS' STATEMENT

The Directors of Singapore Paincare Holdings Limited (the “**Company**”) present their statement to the members together with the audited consolidated financial statements of the Company and its subsidiaries (the “**Group**”) for the financial year ended 30 June 2021 and the statement of financial position of the Company as at 30 June 2021.

1. Opinion of the Directors

In the opinion of the Board of Directors,

- (a) the consolidated financial statements of the Group and the statement of financial position of the Company together with the notes thereon are drawn up so as to give a true and fair view of the financial position of the Group and of the Company as at 30 June 2021, and of the financial performance, changes in equity and cash flows of the Group for the financial year then ended; and
- (b) at the date of this statement, there are reasonable grounds to believe that the Company will be able to pay its debts as and when they fall due.

2. Directors

The Directors of the Company in office at the date of this statement are as follows:

Ms. Lai Chin Yee	(Non-executive Chairman and Independent Director)
Dr. Lee Mun Kam Bernard	(Executive Director and Chief Executive Officer)
Dr. Loh Foo Keong Jeffrey	(Executive Director and Chief Operating Officer)
Mr. Chong Weng Hoe	(Independent Non-executive Director)
Mr. Yap Beng Tat, Richard	(Independent Non-executive Director)
Dr. Lim Kah Meng	(Independent Non-executive Director, appointed on 5 March 2021)

3. Arrangements to enable Directors to acquire shares or debentures

Neither at the end of nor at any time during the financial year was the Company a party to any arrangement whose objects are, or one of whose object is, to enable the Directors of the Company to acquire benefits by means of the acquisition of shares in, or debentures of, the Company or any other body corporate.

4. Directors' interests in shares or debentures

The Directors of the Company holding office at the end of the financial year had no interests in the shares or debentures of the Company and its related corporations as recorded in the register of directors' shareholdings kept by the Company under Section 164 of the Singapore Companies Act, Chapter 50 (the “**Act**”), except as follows:

	Shareholdings registered in the name of Directors		Shareholdings in which Directors are deemed to have an interest	
	Balance at 1 July 2020	Balance at 30 June 2021	Balance at 1 July 2020	Balance at 30 June 2021
The Company				
		Number of ordinary shares		
Dr. Lee Mun Kam Bernard	44,300	48,508,500	-	-
Dr. Loh Foo Keong Jeffrey	25,260	27,659,700	-	-

By virtue of Section 7 of the Act, Dr. Lee Mun Kam Bernard is deemed to have interests in the shares of all subsidiary corporations of the Company at the beginning and at the end of the financial year.

DIRECTORS' STATEMENT

4. Directors' interests in shares or debentures (Continued)

In accordance with the continuing listing requirements of the Singapore Exchange Securities Trading Limited ("SGX-ST"), the Directors of the Company state that, according to the register of directors' shareholdings, the directors' interest as at 21 July 2021 in the shares of the Company have not changed from those disclosed as at 30 June 2021.

5. Share options

There were no share options granted by the Company or its subsidiary corporations during the financial year.

There were no shares issued during the financial year by virtue of the exercise of options to take up unissued shares of the Company or its subsidiary corporations.

There were no unissued shares of the Company or its subsidiary corporations under option as at the end of the financial year.

Employee Share Option Scheme

The Company has implemented an Employee Share Option Scheme known as the SPCH Employee Share Option Scheme ("Share Option Scheme"). The Share Option Scheme was approved and adopted by the shareholders at an Extraordinary General Meeting of the Company held on 16 June 2020. No options have been granted pursuant to the Share Option Scheme as at the date of this report.

Performance Share Plan

The Company has implemented a Performance Share Plan known as the SPCH Performance Share Plan ("Performance Share Plan"). The Performance Share Plan was approved and adopted by the shareholders at an Extraordinary General Meeting of the Company held on 16 June 2020. No shares have been granted pursuant to the Performance Share Plan as at the date of this report.

6. Audit committee

The Audit Committee of the Company is chaired by Ms. Lai Chin Yee, the Non-executive Chairman and Independent Director, and includes Mr. Chong Weng Hoe, an Independent Non-executive Director and Mr. Yap Beng Tat, Richard, an Independent Non-executive Director. The Audit Committee has carried out its functions in accordance with section 201B(5) of the Act, including reviewing the following, where relevant, with the Executive Directors and external auditors of the Company:

- (i) assisting the Board of Directors in the discharge of its responsibilities on financial reporting matters;
- (ii) reviewing the assurance from the Chief Executive Officer and Financial Controller on the financial records and financial statements;
- (iii) reviewing with the internal and external auditors, the audit plans, scope of work, evaluation of the system of internal accounting controls, management letter and management's response, and results compiled by the Group's internal and external auditors and ensure coordination between the internal and external auditors, and the management;
- (iv) reviewing the half-yearly and annual financial statements and results announcements before submission to the Board of Directors for approval, focusing in particular, on changes in accounting policies and practices, major risk areas, significant adjustments resulting from the audit, the going concern statement, compliance with financial reporting standards as well as compliance with the Catalist Listing Manual and any other statutory or regulatory requirements;

DIRECTORS' STATEMENT

6. Audit committee (Continued)

- (v) reviewing the assistance given by the management to the auditors, and discuss problems and concern, if any, arising from the interim and final audits, and any matters which the auditors may wish to discuss (in the absence of the management where necessary);
- (vi) reviewing the adequacy, effectiveness, independence, scope and results of the external audit and the Company's internal audit function and assessing the independence and objectivity of the external auditors;
- (vii) reviewing and discussing with the external auditors any suspected fraud or irregularity, or suspected infringement of any relevant laws, rules or regulations, which has or is likely to have a material impact on the Group's operating results or financial position, and the management's response;
- (viii) making recommendations to the Board of Directors on (a) the proposals to shareholders on the appointment, re-appointment and removal of the external auditors, and (b) the remuneration and terms of engagement of the external auditors;
- (ix) reviewing significant financial reporting issues and judgments, with the Financial Controller and the external auditors, so as to ensure the integrity of the financial statements of the Group and any formal announcements relating to the Group's financial performance, before their submission to the Board of Directors;
- (x) reviewing and report to the Board of Directors at least annually the adequacy and effectiveness of the Group's internal controls and risk management systems with the Financial Controller and the internal and external auditors, including financial, operation, compliance and information technology controls via reviews carried out by the internal auditors;
- (xi) reviewing and approve transactions falling within the scope of Chapter 9 and Chapter 10 of the Catalist Listing Manual (if any);
- (xii) reviewing any potential conflicts of interest;
- (xiii) setting out a framework to resolve or mitigate any potential conflicts of interest, as well as monitor compliance with such framework;
- (xiv) undertaking such other reviews and projects as may be requested by the Board of Directors and report to the Board of Directors its findings from time to time on matters arising and requiring the attention of the Audit Committee;
- (xv) reviewing the Group's financial risk areas, with a view to providing an independent oversight on the Group's financial reporting, with the outcome of such review to be disclosed in the annual reports, or if the findings are material, to be immediately announced via Singapore Exchange Network;
- (xvi) reviewing and establish procedures for receipt, retention and treatment of complaints received by the Group, *inter alia*, criminal offences involving the Group or its employees, questionable accounting, auditing, business, safety or other matters that impact negatively on the Group;
- (xvii) reviewing policies and arrangements for concerns about possible improprieties in financial reporting or other matters to be safely raised, to ensure that such policies and arrangements continue to be in place for independent investigation and appropriate follow-up, and to ensure that the Company publicly discloses, and clearly communicates to employees the existence of a whistle-blowing policy and the procedures for raising such concerns;
- (xviii) reviewing of interested person transaction to ensure that they are on normal commercial terms and that they do not prejudice the interest of the Company and its minority shareholders; and
- (xix) generally undertaking such other functions and duties as may be required by statute or the Catalist Listing Manual, and by such amendments made thereto from time to time.

DIRECTORS' STATEMENT

6. Audit committee (Continued)

The Audit Committee confirmed that it has undertaken a review of all non-audit services provided by the external auditors to the Group and is satisfied that the nature and extent of such services would not affect the independence of the external auditors.

The Audit Committee has full access to and has the co-operation of the management and has been given the resources required for it to discharge its functions properly. It also has full discretion to invite any Director and Executive Officer of the Group to attend its meetings. The external auditors have unrestricted access to the Audit Committee.

The Audit Committee has recommended to the Board of Directors the nomination of BDO LLP, for re-appointment as external auditors of the Company at the forthcoming Annual General Meeting.

7. Independent auditors

The independent auditors, BDO LLP, have expressed their willingness to accept re-appointment.

On behalf of the Board of Directors,

Dr. Lee Mun Kam Bernard
Director

Dr. Loh Foo Keong Jeffrey
Director

Singapore
30 September 2021

INDEPENDENT AUDITORS' REPORT

To the Members of Singapore Paincare Holdings Limited

Report on the Audit of the Financial Statements

Opinion

We have audited the financial statements of Singapore Paincare Holdings Limited (the "**Company**") and its subsidiaries (the "**Group**") set out on page 50 to page 113, which comprise:

- the consolidated statement of financial position of the Group and the statement of financial position of the Company as at 30 June 2021;
- the consolidated statement of comprehensive income, consolidated statement of changes in equity, and consolidated statement of cash flows of the Group for the financial year then ended; and
- notes to the financial statements, including a summary of significant accounting policies.

In our opinion, the accompanying consolidated financial statements of the Group and the statement of financial position of the Company are properly drawn up in accordance with the provisions of the Companies Act, Chapter 50 (the "**Act**") and Singapore Financial Reporting Standards (International) ("**SFRS(I)s**") so as to give a true and fair view of the consolidated financial position of the Group and the financial position of the Company as at 30 June 2021, and of the consolidated financial performance, consolidated changes in equity and consolidated cash flows of the Group for the financial year ended on that date.

Basis for Opinion

We conducted our audit in accordance with Singapore Standards on Auditing ("**SSA**"). Our responsibilities under those standards are further described in the *Auditors' Responsibilities for the Audit of the Financial Statements* section of our report. We are independent of the Group in accordance with the Accounting and Corporate Regulatory Authority ("**ACRA**") *Code of Professional Conduct and Ethics for Public Accountants and Accounting Entities* ("**ACRA Code**") together with the ethical requirements that are relevant to our audit of the financial statements in Singapore, and we have fulfilled our other ethical responsibilities in accordance with these requirements and the ACRA Code. We believe that the audit evidence we have obtained is sufficient and appropriate to provide a basis for our opinion.

Key Audit Matters

Key audit matters are those matters that, in our professional judgement, were of most significance in our audit of the financial statements of the current period. These matters were addressed in the context of our audit of the financial statements as a whole, and in forming our opinion thereon, and we do not provide a separate opinion on these matters.

INDEPENDENT AUDITORS' REPORT

To the Members of Singapore Paincare Holdings Limited

KEY AUDIT MATTER	AUDIT RESPONSE
<p>1 Business combinations related to acquisitions of business, subsidiary and associate and fair value measurement of the related derivative financial instrument</p> <p>During the financial year ended 30 June 2021, the Group has completed the following acquisitions:</p> <ol style="list-style-type: none"> The business of C.M.C Wong Binjai Clinic ("CMC") via its subsidiary, GM Medical Paincare Pte. Ltd. ("GMMP"); 100% equity interest in CS Yoong Anaesthesiology and Pain Services Pte. Ltd. ("CSY"); and 40% equity interest in KCS Anaesthesia Services Pte. Ltd. ("KCS") <p>The Group obtained control of the acquired subsidiary, CSY and business, CMC and classified KCS as an associate as it has significant influence over the operating and financial activities of KCS.</p> <p>In connection with the acquisition of KCS, the Group entered into a call and put options arrangements ("CPA") on date of acquisition. The Group has accounted the CPA as the linked transaction to the acquisition. The CPA was accounted as derivative financial instrument as disclosed in Note 10 to the financial statements. The fair values of derivative financial instrument are stated at their fair values based on independent external valuation.</p> <p>In accounting for these acquisitions and fair value of derivative financial instrument, management, assisted by its external valuer, performed valuations to determine the fair values of identifiable assets acquired and liabilities assumed at the respective acquisition dates.</p> <p>We have determined the accounting for the acquisitions of CMC, CSY and KCS and fair value of the related derivative financial instrument to be a key audit matter as these acquisitions are material transactions during the financial year and involved significant judgements and estimates with regard to the valuation process.</p> <hr/> <p>Refer to Notes 3.2(i), 3.2(vi), 6, 7 and 10 to the financial statements.</p>	<p>We performed the following audit procedures, amongst others:</p> <ul style="list-style-type: none"> Reviewed the agreements for the acquisitions to verify the terms and conditions and determine if the accounting for the acquisitions are in accordance with SFRS(I) 3 <i>Business Combinations</i>, SFRS(I) 10 <i>Consolidated Financial Statements</i> and SFRS (I) 1-28 <i>Investment in Associates and Joint Ventures</i>; Assessed the independence and competency of the external valuer which included considering their experiences and qualification in performing valuations for such business combinations and fair value measurement of derivative financial instrument; Reviewed the Purchase Price Allocation ("PPA") report and valuation reports issued by the external valuer and, with the assistance of our internal valuation specialist, assessed the reasonableness of the key assumptions and valuation methods used in identification of and determination of fair value of the identified assets and liabilities acquired of the acquirees and fair value measurement of derivative financial instrument; Discussed with the external valuer on the valuation methodologies used and the results of their work; and Assessed the adequacy of the disclosures in the financial statements with respect to the business combinations, investments in associates and derivative financial instrument.

INDEPENDENT AUDITORS' REPORT

To the Members of Singapore Paincare Holdings Limited

KEY AUDIT MATTER	AUDIT RESPONSE
<p>2 Impairment assessment of goodwill</p>	
<p>As at 30 June 2021, the Group's goodwill amounted to \$6,473,076.</p> <p>In accordance with SFRS(I) 1-36 <i>Impairment of Assets</i>, the Group is required to test goodwill for impairment annually, or more frequently if there are indicators that goodwill may be impaired.</p> <p>For the purpose of impairment assessment, the management applied the value-in-use (discounted cash flow forecasts) method to determine the recoverable amounts for the respective cash generating units to which the goodwill belongs. Any shortfall between the recoverable amount and the carrying amount of the respective cash generating unit would be recognised as an impairment loss. Arising from the assessment, no impairment loss of goodwill was recognised during the financial year.</p> <p>We have determined impairment assessment of goodwill to be a key audit matter as the impairment assessment involved management's significant judgements and estimates with regard to the key assumptions used in estimating the discounted future cash flows, including the revenue growth rates, average gross margin, terminal growth rate and the discount rate.</p> <hr/> <p>Refer to Notes 3.2(ii) and 5 to the accompanying financial statements.</p>	<p>We performed the following audit procedures, amongst others:</p> <ul style="list-style-type: none"> ● Evaluated management's budgeting process by comparing the actual results to previously forecasted results; ● Discussed with management and assessed the reasonableness of management's key assumptions and estimates applied by comparing revenue growth rates, average gross margin, terminal growth rate and discount rate against historical data and recent trends and market outlook, including those potential impact that Covid-19 pandemic will have on the operations, as appropriate; ● Performed sensitivity analysis of the key assumptions, including the revenue growth rates, average gross margin, and discount rate, used in the discounted cash flow forecasts; ● Engaged our internal valuation specialist to evaluate the reasonableness of the discount rate used; and ● Assessed the adequacy of the disclosures in the financial statements with respect to the goodwill impairment assessment.

INDEPENDENT AUDITORS' REPORT

To the Members of Singapore Paincare Holdings Limited

KEY AUDIT MATTER	AUDIT RESPONSE
<p>3 Impairment assessment of carrying amounts of investments in subsidiaries and associates and advances to subsidiaries</p> <p>As at 30 June 2021, the carrying amounts of the Company's investments in associates of \$2,126,205 and investments in subsidiaries of \$12,276,902 respectively. The subsidiaries and associates comprise a network of clinics located throughout Singapore and are primarily engaged in providing medical services such as paincare services, general medical consultations and health screening services. The amount due from subsidiaries amounted to approximately \$3,096,000.</p> <p>During the financial year ended 30 June 2021, arising from indicators of impairment in certain investment in subsidiaries and associates and advances to subsidiaries, the management carried out an impairment assessment to determine whether an impairment loss in relation to investments in subsidiaries and associates and advances to subsidiaries should be recognised in the financial statements.</p> <p>Management determined the recoverable amounts based on the value-in-use calculations by estimating the expected discounted future cash flows to be derived from the investments in those subsidiaries and associates and advances to subsidiaries. Arising from the assessment, no impairment loss was recognised on the investments in subsidiaries and associates and advances to subsidiaries during the financial year.</p> <p>We focused on the impairment assessment of the subsidiaries and associates and advances to subsidiaries as a key audit matter owing to the significant management judgements and estimates involved in the key assumptions used in estimating the expected discounted future cash flows, including the revenue growth rates, average gross margin, terminal growth rate and the discount rates.</p> <hr/> <p>Refer to Notes 3.2(iii), 3.2(iv), 6, 7 and 9 to the accompanying financial statements.</p>	<p>We performed the following audit procedures, amongst others:</p> <ul style="list-style-type: none"> • Evaluated management's budgeting process by comparing the actual results to previously forecasted results; • Discussed with management and assessed the reasonableness of management's key assumptions and estimates applied by comparing revenue growth rates, average gross margin, terminal growth rate and discount rate against historical data and recent trends and market outlook, including those potential impact that Covid-19 pandemic will have on the operations, as appropriate; • Performed sensitivity analysis around the key assumptions, including the revenue growth rates, average gross margin, and discount rate, used in the discounted cash flow forecasts; • Engaged our internal valuation specialist to evaluate the reasonableness of the discount rate used; and • Assessed the adequacy of the disclosures in the financial statements with respect to the impairment assessment of investment in subsidiaries and associates and advances to subsidiaries.

INDEPENDENT AUDITORS' REPORT

To the Members of Singapore Paincare Holdings Limited

Other Information

Management is responsible for the other information. The other information comprises the information included in the annual report, but does not include the financial statements and our auditors' report thereon.

Our opinion on the financial statements does not cover the other information and we do not express any form of assurance conclusion thereon.

In connection with our audit of the financial statements, our responsibility is to read the other information and, in doing so, consider whether the other information is materially inconsistent with the financial statements or our knowledge obtained in the audit or otherwise appears to be materially misstated. If, based on the work we have performed, we conclude that there is a material misstatement of this other information, we are required to report that fact. We have nothing to report in this regard.

Responsibilities of Management and Directors for the Financial Statements

Management is responsible for the preparation of financial statements that give a true and fair view in accordance with the provisions of the Act and SFRS(I)s, and for devising and maintaining a system of internal accounting controls sufficient to provide a reasonable assurance that assets are safeguarded against loss from unauthorised use or disposition; and transactions are properly authorised and that they are recorded as necessary to permit the preparation of true and fair financial statements and to maintain accountability of assets.

In preparing the financial statements, management is responsible for assessing the Group's ability to continue as a going concern, disclosing, as applicable, matters related to going concern and using the going concern basis of accounting unless management either intends to liquidate the Group or to cease operations, or has no realistic alternative but to do so.

The directors' responsibilities include overseeing the Group's financial reporting process.

Auditors' Responsibilities for the Audit of the Financial Statements

Our objectives are to obtain reasonable assurance about whether the financial statements as a whole are free from material misstatement, whether due to fraud or error, and to issue an auditors' report that includes our opinion. Reasonable assurance is a high level of assurance, but is not a guarantee that an audit conducted in accordance with SSAs will always detect a material misstatement when it exists. Misstatements can arise from fraud or error and are considered material if, individually or in the aggregate, they could reasonably be expected to influence the economic decisions of users taken on the basis of these financial statements.

As part of an audit in accordance with SSAs, we exercise professional judgement and maintain professional scepticism throughout the audit. We also:

- Identify and assess the risks of material misstatement of the financial statements, whether due to fraud or error, design and perform audit procedures responsive to those risks, and obtain audit evidence that is sufficient and appropriate to provide a basis for our opinion. The risk of not detecting a material misstatement resulting from fraud is higher than for one resulting from error, as fraud may involve collusion, forgery, intentional omissions, misrepresentations, or the override of internal control.
- Obtain an understanding of internal control relevant to the audit in order to design audit procedures that are appropriate in the circumstances, but not for the purpose of expressing an opinion on the effectiveness of the Group's internal control.
- Evaluate the appropriateness of accounting policies used and the reasonableness of accounting estimates and related disclosures made by management.

INDEPENDENT AUDITORS' REPORT

To the Members of Singapore Paincare Holdings Limited

Auditors' Responsibilities for the Audit of the Financial Statements (Continued)

- Conclude on the appropriateness of management's use of the going concern basis of accounting and, based on the audit evidence obtained, whether a material uncertainty exists related to events or conditions that may cast significant doubt on the Group's ability to continue as a going concern. If we conclude that a material uncertainty exists, we are required to draw attention in our auditors' report to the related disclosures in the financial statements or, if such disclosures are inadequate, to modify our opinion. Our conclusions are based on the audit evidence obtained up to the date of our auditors' report. However, future events or conditions may cause the Group to cease to continue as a going concern.
- Evaluate the overall presentation, structure and content of the financial statements, including the disclosures, and whether the financial statements represent the underlying transactions and events in a manner that achieves fair presentation.
- Obtain sufficient appropriate audit evidence regarding the financial information of the entities or business activities within the Group to express an opinion on the consolidated financial statements. We are responsible for the direction, supervision and performance of the group audit. We remain solely responsible for our audit opinion.

We communicate with the directors regarding, among other matters, the planned scope and timing of the audit and significant audit findings, including any significant deficiencies in internal control that we identify during our audit.

We also provide the directors with a statement that we have complied with relevant ethical requirements regarding independence, and to communicate with them all relationships and other matters that may reasonably be thought to bear on our independence, and where applicable, related safeguards.

From the matters communicated with the directors, we determine those matters that were of most significance in the audit of the financial statements of the current period and are therefore the key audit matters. We describe these matters in our auditors' report unless law or regulation precludes public disclosure about the matter or when, in extremely rare circumstances, we determine that a matter should not be communicated in our report because the adverse consequences of doing so would reasonably be expected to outweigh the public interest benefits of such communication.

Report on Other Legal and Regulatory Requirements

In our opinion, the accounting and other records required by the Act to be kept by the Company, and by those subsidiary corporations in Singapore of which we are the auditors, have been properly kept in accordance with the provisions of the Act.

The engagement partner on the audit resulting in this independent auditors' report is Leong Hon Mun Peter.

BDO LLP
Public Accountants and
Chartered Accountants

Singapore
30 September 2021

STATEMENTS OF FINANCIAL POSITION

As at 30 June 2021

	Note	Group		Company	
		2021	2020	2021	2020
		\$	\$	\$	\$
ASSETS					
Non-current assets					
Plant and equipment	4	2,190,334	2,024,008	111,411	61,644
Intangible assets	5	6,621,463	6,190,273	148,387	187,097
Investments in subsidiaries	6	-	-	12,276,902	12,026,480
Investments in associates	7	2,235,626	2,069,782	2,126,205	1,805,800
Other receivables	9	-	-	135,209	-
Derivative financial assets	10	1,878,405	-	1,878,405	-
		<u>12,925,828</u>	<u>10,284,063</u>	<u>16,676,519</u>	<u>14,081,021</u>
Current assets					
Inventories	11	774,231	859,501	-	-
Trade and other receivables	9	1,555,316	987,566	3,144,668	2,922,054
Prepayments		100,762	27,473	10,403	642
Cash and bank balances	12	15,839,538	4,953,967	11,710,975	1,286,499
		<u>18,269,847</u>	<u>6,828,507</u>	<u>14,866,046</u>	<u>4,209,195</u>
Total assets		<u><u>31,195,675</u></u>	<u><u>17,112,570</u></u>	<u><u>31,542,565</u></u>	<u><u>18,290,216</u></u>
EQUITY AND LIABILITIES					
Equity					
Share capital	13	25,683,684	13,797,282	25,683,684	13,797,282
Merger reserve	14	(5,552,876)	(5,552,876)	-	-
Other reserve	15	177,484	177,484	412,484	412,484
Retained earnings	16	3,247,156	2,178,680	1,638,004	1,171,422
Equity attributable to owners of the parent		<u>23,555,448</u>	<u>10,600,570</u>	<u>27,734,172</u>	<u>15,381,188</u>
Non-controlling interests		(41,166)	-	-	-
Total equity		<u><u>23,514,282</u></u>	<u><u>10,600,570</u></u>	<u><u>27,734,172</u></u>	<u><u>15,381,188</u></u>
Non-current liabilities					
Bank borrowings	17	2,843,900	-	2,630,000	-
Lease liabilities	18	1,370,218	1,479,965	46,244	34,638
Derivative financial liabilities	10	2,444	-	2,444	-
Other payables	20	127,867	-	-	-
Provisions	21	29,717	29,530	-	-
		<u>4,374,146</u>	<u>1,509,495</u>	<u>2,678,688</u>	<u>34,638</u>
Current liabilities					
Trade and other payables	20	1,038,753	968,234	321,358	293,087
Bank borrowings	17	811,758	-	754,000	-
Lease liabilities	18	661,911	591,243	54,347	26,397
Redeemable convertible loan	22	-	2,554,906	-	2,554,906
Income tax payable		794,825	888,122	-	-
		<u>3,307,247</u>	<u>5,002,505</u>	<u>1,129,705</u>	<u>2,874,390</u>
Total liabilities		<u><u>7,681,393</u></u>	<u><u>6,512,000</u></u>	<u><u>3,808,393</u></u>	<u><u>2,909,028</u></u>
Total equity and liabilities		<u><u>31,195,675</u></u>	<u><u>17,112,570</u></u>	<u><u>31,542,565</u></u>	<u><u>18,290,216</u></u>

The accompanying notes form an integral part of these financial statements.

CONSOLIDATED STATEMENT OF COMPREHENSIVE INCOME

For the financial year ended 30 June 2021

	Note	2021 \$	2020 \$
Revenue	23	10,956,104	9,645,856
<i>Other items of income</i>			
Other income	24	660,908	914,769
<i>Items of expense</i>			
Changes in inventories		(85,270)	222,010
Inventories and consumables used		(2,206,487)	(2,417,203)
Employee benefits expenses	25	(3,681,356)	(2,806,692)
Depreciation and amortisation expenses	26	(729,287)	(780,494)
Operating lease expenses		(2,590)	(3,159)
Other expenses		(2,339,889)	(2,456,987)
Finance costs	27	(228,418)	(180,322)
Share of results of associates, net of tax		275,439	263,982
Profit before income tax	28	2,619,154	2,401,760
Income tax expense	29	(460,658)	(524,165)
Profit for the financial year, representing total comprehensive income for the financial year		<u>2,158,496</u>	<u>1,877,595</u>
Profit and total comprehensive income attributable to:			
Owners of the Company		2,199,840	1,877,595
Non-controlling interests		(41,344)	-
		<u>2,158,496</u>	<u>1,877,595</u>
Earnings per share			
- Basic (cents)	30	1.30	3.09
- Diluted (cents)	30	1.30	2.40

The accompanying notes form an integral part of these financial statements.

CONSOLIDATED STATEMENT OF CHANGES IN EQUITY

For the financial year ended 30 June 2021

	Note	Share capital \$	Merger reserve \$	Other reserve \$	Retained earnings \$	Equity attributable to owners of the parent \$	Non-controlling interests \$	Total equity \$
Balance at 1 July 2020		13,797,282	(5,552,876)	177,484	2,178,680	10,600,570	-	10,600,570
Profit for the financial year		-	-	-	2,199,840	2,199,840	(41,344)	2,158,496
Total comprehensive income for the financial year		-	-	-	2,199,840	2,199,840	(41,344)	2,158,496
Contributions by and distributions to owners								
Issue of shares	13	12,394,120	-	-	-	12,394,120	-	12,394,120
Share issue expenses	13	(507,718)	-	-	-	(507,718)	-	(507,718)
Dividends paid	31	-	-	-	(1,131,364)	(1,131,364)	-	(1,131,364)
Total transactions with owners		11,886,402	-	-	(1,131,364)	10,755,038	-	10,755,038
Transactions with non-controlling interests								
Subscription of shares by non-controlling interest in subsidiaries		-	-	-	-	-	178	178
Total transactions with non-controlling interests		-	-	-	-	-	178	178
Balance at 30 June 2021		25,683,684	(5,552,876)	177,484	3,247,156	23,555,448	(41,166)	23,514,282

CONSOLIDATED STATEMENT OF CHANGES IN EQUITY

For the financial year ended 30 June 2021

	Note	Share capital \$	Merger reserve \$	Other reserve \$	Retained earnings \$	Equity attributable to owners of the parent \$	Non-controlling interests \$	Total equity \$
Balance at 1 July 2019		6	-	-	301,085	301,091	-	301,091
Profit for the financial year		-	-	-	1,877,595	1,877,595	-	1,877,595
Total comprehensive income for the financial year		-	-	-	1,877,595	1,877,595	-	1,877,595
Contributions by and distributions to owners								
Adjustment pursuant to restructuring exercise	13	13,597,276	(5,552,876)	-	-	8,044,400	-	8,044,400
Issue of shares	13	200,000	-	-	-	200,000	-	200,000
Recognition of equity component of redeemable convertible loan		-	-	177,484	-	177,484	-	177,484
Total transactions with owners		13,797,276	(5,552,876)	177,484	-	8,421,884	-	8,421,884
Balance at 30 June 2020		13,797,282	(5,552,876)	177,484	2,178,680	10,600,570	-	10,600,570

The accompanying notes form an integral part of these financial statements.

CONSOLIDATED STATEMENT OF CASH FLOWS

For the financial year ended 30 June 2021

	2021 \$	2020 \$
Operating activities		
Profit before income tax	2,619,154	2,401,760
Adjustments for:		
Amortisation of intangible assets	38,710	178,903
Bad debts written off	79	-
Depreciation of plant and equipment	45,205	29,616
Depreciation of right-of-use assets	645,372	571,975
Fair value loss on derivative financial instruments	203,634	404,000
Listing expense	340,000	-
Gain on remeasurement of redeemable convertible loan	-	(489,516)
Interest expense	228,418	180,322
Gain of derecognition of right-of-use assets	(1,597)	-
Loss on lease modification	5,257	13,971
Loss allowance on doubtful receivables	21,328	-
Reversal of impairment on doubtful receivables	(2,441)	(22,219)
Share of results of associates, net of tax	(275,439)	(263,982)
Operating cash flows before working capital changes	<u>3,867,680</u>	<u>3,004,830</u>
Inventories	85,270	(222,010)
Trade and other receivables	(340,925)	142,515
Prepayments	(73,289)	(18,712)
Trade and other payables	<u>70,519</u>	<u>(106,656)</u>
Cash generated from operations	3,609,255	2,799,967
Income tax paid	(553,953)	(399,673)
Net cash from operating activities	<u>3,055,302</u>	<u>2,400,294</u>
Investing activities		
Acquisition of subsidiary and business, net of cash acquired	(470,000)	412,711
Acquisition of associate	(2,400,000)	-
Deposit for acquisition of business	(58,500)	-
Dividend income from an associate	270,000	-
Purchase of plant and equipment	(297,079)	(5,516)
Net cash (used in)/from investing activities	<u>(2,955,579)</u>	<u>407,195</u>

CONSOLIDATED STATEMENT OF CASH FLOWS

For the financial year ended 30 June 2021
(Continued)

	Note	2021 \$	2020 \$
Financing activities			
Advances from non-controlling interests		127,867	-
Dividends paid	B	(1,131,364)	(630,000)
Share issue expenses		(447,719)	-
Interest paid		(35,511)	(12,242)
Income tax indemnity		-	308,000
Proceeds from bank borrowings	A	5,000,000	-
Proceeds from issuance of shares		9,294,120	-
Proceeds from redeemable convertible loan		-	2,700,000
Proceeds from non-controlling interest		178	-
Repayment of bank borrowings	A	(1,344,342)	(839,031)
Repayment of principal portion of lease liabilities		(629,755)	(583,307)
Repayment of interest portion of lease liabilities		(47,626)	(49,992)
Repayment from director		-	9,355
Net cash from financing activities		10,785,848	902,783
Net change in cash and bank balances		10,885,571	3,710,272
Cash and bank balances at beginning of financial year		4,953,967	1,243,695
Cash and bank balances at end of financial year		15,839,538	4,953,967

Note A: Reconciliation of liabilities arising from financing activities:

	Balance at 1 July 2020 \$	Cash flows \$	Balance at 30 June 2021 \$
Bank borrowings	-	3,655,658	3,655,658

	Balance at 1 July 2019 \$	Offsetting with Directors' account \$	Cash flows \$	Balance at 30 June 2020 \$
Bank borrowings	1,995,878	(1,156,847)	(839,031)	-

Note B: In the previous financial year, there was cash outflow of dividends paid to a director of certain subsidiary of the Group.

The accompanying notes form an integral part of these financial statements.

NOTES TO THE FINANCIAL STATEMENTS

For the financial year ended 30 June 2021

These notes form an integral part of and should be read in conjunction with the financial statements.

1. General corporate information

Singapore Paincare Holdings Limited (the “Company”) is a public limited company incorporated and domiciled in Singapore. The Company was listed on the Catalist Board of the Singapore Exchange Securities Trading Limited (“SGX-ST”) on 30 July 2020.

The Company’s registered office and its principal place of business is located at 101 Cecil Street #10-01 Tong Eng Building Singapore 069533. The registration number of the Company is 201843233N. The Group’s ultimate controlling party is Dr. Lee Mun Kam Bernard.

The principal activity of the Company is that of an investment holding company.

The principal activities of the subsidiaries are set out in Note 6 to the financial statements.

The statement of financial position of the Company as at 30 June 2021 and the consolidated financial statements of the Company and its subsidiaries (“the Group”) for the financial year ended 30 June 2021 were authorised for issue in accordance with a Directors’ resolution dated 30 September 2021.

2. Summary of significant accounting policies

2.1 Basis of preparation of financial statements

The financial statements have been prepared in accordance with Singapore Financial Reporting Standards (International) (“SFRS(I)”) and are prepared under the historical cost convention, except as disclosed in the accounting policies below.

The individual financial statements of each entity within the Group are measured and presented in the currency of the primary economic environment in which the entity operates (“functional currency”). The consolidated financial statements of the Group and the statement of financial position of the Company are presented in Singapore dollar (“\$”), which is the functional currency of the Company and the presentation currency of the financial statements. The financial statements are expressed in \$, unless otherwise stated.

The preparation of financial statements in compliance with SFRS(I)s requires the management to make judgements, estimates and assumptions that affect the Group’s application of accounting policies and reported amounts of assets, liabilities, revenue and expenses. Although these estimates are based on management’s best knowledge of current events and actions, actual results may differ from those estimates. The estimates and underlying assumptions are reviewed on an ongoing basis. Revisions to accounting estimates are recognised in the financial year in which the estimate is revised if the revision affects only that financial year, or in the financial year of revision and future years if the revision affects both current and future financial years.

Critical accounting judgements and key source of estimation uncertainty used that are significant to the financial statements are disclosed in Note 3 to the financial statements.

During the current financial year, the Group and the Company have adopted all the new and revised SFRS(I) that are relevant to their operations and effective for the current financial year. The adoption of these new or revised SFRS(I) did not result in changes to the Group’s and the Company’s accounting policies and has no material effect on the amounts reported for the current or prior financial years.

NOTES TO THE FINANCIAL STATEMENTS

For the financial year ended 30 June 2021

2. Summary of significant accounting policies (Continued)

2.1 Basis of preparation of financial statements (Continued)

New standards, amendments and interpretations issued but not yet effective

As at the date of authorisation of these financial statements, the following SFRS(I) were issued but not yet effective and have not been early adopted in these financial statements:

		Effective date (annual periods beginning on or after)
SFRS(I) 10 and SFRS(I) 1-28 (Amendments)	: Sale or Contribution of Assets between an Investor and its Associate or Joint Venture	To be determined
SFRS(I) 4	: Extension of the Temporary Exemption From Applying SFRS(I) 9	To be determined
SFRS(I) 16 (Amendments)	: Covid-19-Related Rent Concessions beyond 30 June 2021	1 April 2021
SFRS(I) 3 (Amendments)	: Reference to the Conceptual Framework	1 January 2022
SFRS(I) 1-16 (Amendments)	: Property, Plant and Equipment – Proceeds before Intended Use	1 January 2022
SFRS(I) 1-37 (Amendments)	: Onerous Contracts - Cost of Fulfilling a Contract	1 January 2022
Annual Improvements to SFRS(I)s 2018-2020		1 January 2022
SFRS(I) 17	: Insurance Contracts	1 January 2023
SFRS(I) 1-1 (Amendments)	: Classification of Liabilities as Current or Non-current	1 January 2023
Various	: Amendments to SFRS(I) 17	1 January 2023
SFRS(I) 1-1 and SFRS(I) Practice Statement 2 (Amendments)	: Disclosure of Accounting Policies	1 January 2023
SFRS(I) 1-8 (Amendments)	: Definition of Accounting Estimates	1 January 2023
SFRS(I) 1-12, SFRS(I) 1 (Amendments)	: Deferred Tax related to Assets and Liabilities arising from a Single Transaction	1 January 2023

Consequential amendments were also made to various standards as a result of these new or revised standards.

Management anticipates that the adoption of the above SFRS(I), if applicable, will not have a material impact on the financial statements of the Group and the Company in the period of their initial adoption.

2.2 Basis of consolidation

The consolidated financial statements comprise the financial statements of the Company and its subsidiaries made up to the end of the reporting period. The financial statements of the subsidiaries are prepared for the same reporting date as that of the parent company.

Accounting policies of subsidiaries have been changed where necessary to align them with the policies adopted by the Group to ensure consistency.

NOTES TO THE FINANCIAL STATEMENTS

For the financial year ended 30 June 2021

2. Summary of significant accounting policies (Continued)

2.2 Basis of consolidation (Continued)

Subsidiaries are consolidated from the date on which control is transferred to the Group up to the effective date on which that control ceases. In preparing the consolidated financial statements, inter-company transactions, balances and unrealised gain on transaction between group companies are eliminated. Unrealised losses are eliminated unless the transaction provides evidence of an impairment loss of the asset transferred.

Non-controlling interests in subsidiaries relate to the equity in subsidiaries which is not attributable directly or indirectly to the owners of the parent. They are shown separately in the consolidated statement of comprehensive income, financial position and changes in equity.

Non-controlling interests in the acquiree that have a present ownership interest and entitle its holders to a proportionate share of the equity's net assets in the event of liquidation may be initially measured either at fair value or at the non-controlling interests' proportionate share of the fair value of the acquiree's identifiable net assets. The choice of measurement basis is made on an acquisition-by-acquisition basis. Subsequent to acquisition, the carrying amount of non-controlling interests' share of subsequent changes in equity. Total comprehensive income is attributed to non-controlling interests even if this results in the non-controlling interests having deficit balance.

Changes in the Group's interest in subsidiary that do not result in a loss of control are accounted for as equity transactions. The carrying amounts of the Group's interests and the non-controlling interests are adjusted to reflect the changes in their relative interests in the subsidiary. Any difference between the amount by which the non-controlling interests are adjusted and the fair value of the consideration paid or received is recognised directly in equity and attributed to owners of the parent.

When the Group loses control of subsidiary, the profit or loss on disposal is calculated as the difference between (i) the aggregate of the fair value of the consideration received and the fair value of any retained interest and (ii) the previous carrying amount of the assets (including goodwill), and liabilities of the subsidiary and any non-controlling interests. Amounts previously recognised in other comprehensive income in relation to the subsidiary are accounted for (i.e. reclassified to profit or loss or transferred directly to retained earnings) in the same manner as would be required if the relevant assets or liabilities were disposed of. The fair value of any investments retained in the former subsidiary at the date when control is lost is regarded as the fair value on initial recognition for subsequent accounting under SFRS(I) 9 *Financial Instruments* or, when applicable, the cost on initial recognition of an investment in an associate or jointly controlled entity.

2.3 Business combinations

The acquisitions of subsidiaries are accounted for using the acquisition method. The considerations transferred for the acquisitions are measured at the aggregate of the fair values, at the date of exchange, of assets given, liabilities incurred or assumed, and equity instruments issued by the Group in exchange for control of the acquiree. Acquisition-related costs are recognised in profit or loss as incurred. Consideration transferred also includes the fair value of any contingent consideration measured at the acquisition date. Subsequent changes in fair value of contingent consideration which is deemed to be an asset or liability will be recognised to profit or loss.

The acquiree's identifiable assets, liabilities and contingent liabilities that meet the conditions for recognition under SFRS(I) 3 *Business Combinations* are recognised at their fair values at the acquisition date, except for non-current assets (or disposal groups) that are classified as held-for-sale in accordance with SFRS(I) 5 *Non-current Assets Held-for-Sale and Discontinued Operations*, which are recognised and measured at the lower of cost and fair value less costs to sell.

NOTES TO THE FINANCIAL STATEMENTS

For the financial year ended 30 June 2021

2. Summary of significant accounting policies (Continued)

2.3 Business combinations (Continued)

Where a business combination is achieved in stages, the Group's previously held interests in the acquired entity are remeasured to fair value at the acquisition date (i.e. the date the Group attains control) and the resulting gain or loss, if any, is recognised in profit or loss.

Amounts arising from interests in the acquiree prior to the acquisition date that have previously been recognised in other comprehensive income are reclassified to profit or loss, where such treatment would be appropriate if that interest were disposed of.

The acquiree's identifiable assets, liabilities and contingent liabilities that meet the conditions for recognition under SFRS(I) 3 are recognised at their fair values at the acquisition date, except that:

- deferred tax assets or liabilities and liabilities or assets related to employee benefit arrangements are recognised and measured in accordance with SFRS(I) 1-12 *Income Taxes* and SFRS(I) 1-19 *Employee Benefits* respectively;
- liabilities or equity instruments related to the replacement by the Group of an acquiree's share-based payment awards are measured in accordance with SFRS(I) 2 *Share-based Payment*; and
- assets (or disposal groups) that are classified as held for sale in accordance with SFRS(I) 5 are measured in accordance with that standard.

If the initial accounting for a business combination is incomplete by the end of the reporting period in which the combination occurs, the Group reports provisional amounts for the items for which the accounting is incomplete. Those provisional amounts are adjusted during the measurement period (see below), or additional assets or liabilities are recognised, to reflect new information obtained about facts and circumstances that existed as of the acquisition date that, if known, would have affected the amounts recognised as of that date.

The measurement period is the period from the date of acquisition to the date the Group obtains complete information about facts and circumstances that existed as of the acquisition date, and is subject to a maximum of one year.

Goodwill arising on acquisition is recognised as an asset at the acquisition date and initially measured at the excess of the sum of the consideration transferred, the amount of any non-controlling interest in the acquiree and the fair value of the acquirer's previously held equity interest (if any) in the entity over net acquisition date fair value amounts of the identifiable assets acquired and the liabilities and contingent liabilities assumed.

If, after reassessment, the net fair value of the acquiree's identifiable net assets exceeds the sum of the consideration transferred, the amount of any non-controlling interest in the acquiree and the fair value of the acquirer's previously held equity interest in the acquiree (if any), the excess is recognised immediately in profit or loss as a bargain purchase gain.

Acquisition under common control

Business combination arising from transfers of interest in entities that are under common control are accounted for as if the acquisition had occurred at the beginning of the earliest comparative period presented or, if later, at the date that common control was established. For this purpose, comparatives are restated. The assets and liabilities acquired are recognised at the carrying amounts recognised previously and no adjustments are made to reflect the fair values or recognised any new assets or liabilities, including no goodwill is recognised as a result of the combination. The components of equity of the acquired entities are added to the same components within the Group equity. Any difference between the consideration paid for the acquisition and share capital of acquiree is recognised directly to equity as merger reserve.

NOTES TO THE FINANCIAL STATEMENTS

For the financial year ended 30 June 2021

2. Summary of significant accounting policies (Continued)

2.4 Plant and equipment

Plant and equipment are initially recorded at cost. Subsequent to initial recognition, plant and equipment are stated at cost less accumulated depreciation and impairment losses, if any.

The cost includes its purchase price and any costs directly attributable to bringing the asset to the location and condition necessary for it to be capable of operating in the manner intended by management. Dismantlement, removal or restoration costs are included as part of the cost of plant and equipment if the obligation for dismantlement, removal or restoration is incurred as a consequence of acquiring or using the plant and equipment.

Subsequent expenditure relating to the plant and equipment that has already been recognised is added to the carrying amount of the asset when it is probable that the future economic benefits, in excess of the standard of performance of the asset before the expenditure was made, will flow to the Group and the Company, and the cost can be reliably measured. Other subsequent expenditure is recognised as an expense during the financial year in which it is incurred.

The residual values, estimated useful life and depreciation method are reviewed at each financial year-end to ensure that the residual values, period of depreciation and depreciation method are consistent with previous estimates and expected pattern of consumption of the future economic benefits embodied in the items of plant and equipment.

Depreciation is calculated using the straight-line method to allocate the depreciable amounts of the plant and equipment over their estimated useful life as follows:

	Years
Computer equipment	1-3
Medical equipment	3-5
Furniture and fittings	3-5
Office equipment	3-5
Renovation	3-5

Fully depreciated plant and equipment are retained in the financial statements until they are no longer in use.

An item of plant and equipment is derecognised upon disposal or when no future economic benefits are expected from its use or disposal.

The gain or loss arising on disposal or retirement of an item of plant and equipment is determined as the difference between the sales proceeds and the carrying amount of the asset and is recognised in profit or loss.

2.5 Intangible assets

Intangible assets acquired separately are measured initially at cost. The cost of intangible assets acquired in a business combination is their fair values as at the date of acquisition. Following initial recognition, intangible assets are carried at cost less accumulated amortisation and accumulated impairment losses, if any.

The useful life of intangible assets are assessed to be either finite or indefinite. Intangible assets with finite life are amortised on a straight-line basis over the estimated economic useful life and assessed for impairment whenever there is an indication that the intangible asset may be impaired. The amortisation period and the amortisation method for an intangible asset with a finite useful life are reviewed at least once at each financial year end. Changes in the expected useful life or the expected pattern of consumption of future economic benefits embodied in the asset is accounted for by changing the amortisation period or method, as appropriate, and are treated as changes in accounting estimates. The amortisation expense on intangible assets with finite useful life is recognised in profit or loss.

NOTES TO THE FINANCIAL STATEMENTS

For the financial year ended 30 June 2021

2. Summary of significant accounting policies (Continued)

2.5 Intangible assets (Continued)

Intangible assets with indefinite useful life or not yet available for use are tested for impairment annually or more frequently if the events or changes in circumstances indicate that the carrying amount may be impaired either at individual or at the cash-generating unit level. Such intangible assets are not amortised. The useful life of an intangible asset with an indefinite useful life is reviewed annually to determine whether the useful life assessment continues to be supportable. If not, the changes in useful life from indefinite to finite is made on prospective basis.

Gains or losses arising from derecognition of an intangible asset are measured at the difference between the net disposal proceeds and the carrying amount of the asset and are recognised in profit or loss when the asset is derecognised.

Goodwill

Goodwill arising on the acquisition of subsidiary represents the excess of the consideration transferred, the amount of any non-controlling interests in the acquiree and the acquisition date fair value of any previously held equity interest in the acquiree over the acquisition date fair value of the identifiable assets, liabilities and contingent liabilities of the subsidiary recognised at the date of acquisition.

Goodwill is initially recognised as an asset at cost and is subsequently measured at cost less any accumulated impairment losses.

For the purpose of impairment testing, goodwill is allocated to each of the Group's cash-generating units expected to benefit from the synergies of the combination. Cash-generating units to which goodwill has been allocated are tested for impairment annually, or more frequently when there is an indication that the unit may be impaired. If the recoverable amount of the cash-generating unit is less than the carrying amount of the unit, the impairment loss is allocated first to reduce the carrying amount of any goodwill allocated to the unit and then to the other assets of the unit pro-rata on the basis of the carrying amount of each asset in the unit. An impairment loss recognised for goodwill is not reversed in a subsequent period.

On disposal of a subsidiary, the attributable amount of goodwill is included in the determination of the gain or loss on disposal.

Computer software

Computer software are initially capitalised at cost which includes the purchase price (net of any discounts and rebates) and other directly attributable costs of preparing the software for its intended use. Direct expenditure which enhances or extends the performance of computer software beyond its specifications and which can be reliably measured is added to the original cost of the software. Costs associated with maintaining computer software are recognised as an expense as incurred.

Computer software is subsequently carried at cost less accumulated amortisation and accumulated impairment losses, if any. These cost of computer software are amortised to profit or loss using the straight-line method over their estimated useful life of 3 years.

The useful lives and amortisation method are reviewed at the end of each reporting period to ensure that the period of amortisation and amortisation method are consistent with previous estimates and expected pattern of consumption of the future economic benefits embodied in the computer software.

NOTES TO THE FINANCIAL STATEMENTS

For the financial year ended 30 June 2021

2. Summary of significant accounting policies (Continued)

2.5 Intangible assets (Continued)

Customer contract

Customer contract was acquired through business combinations, and measured at fair value as at the date of acquisition. Subsequently, customer contract is carried at cost less accumulated amortisation and impairment losses, if any. Amortisation is recognised in profit or loss on a straight-line basis over 9 months.

Customer contract is assessed for impairment whenever there is an indication that the intangible asset may be impaired. The useful life and amortisation method are reviewed at the end of each reporting period to ensure that the period of amortisation and amortisation method are consistent with previous estimates and the expected pattern of consumption of the future economic benefits.

Trademarks

Trademarks are stated at cost less accumulated amortisation and any accumulated impairment losses. These costs are amortised to profit or loss using the straight-line method over 5.2 years, which is shorter of their useful lives and periods of contractual rights.

2.6 Subsidiaries

Subsidiaries are entities over which the Group has control. The Group controls an investee if the Group has power over the investee, exposure to variable returns from its involvement with the investee, and the ability to use its power to affect those variable returns. Control is reassessed whenever facts and circumstances indicate that there may be a change in any of these elements of control.

Investments in subsidiaries are accounted for at cost, less impairment loss, if any, in the Company's statement of financial position.

2.7 Associates

Associates are entities over which the Group has significant influence. Significant influence is the power to participate in the financial and operating policy decisions of the investee but is not control or joint control over those policies.

Associates are initially recognised in the consolidated statement of financial position at cost, and subsequently accounted for using the equity method less any impairment losses. Any premium paid for an associate above the fair value of the Group's share of the identifiable assets, liabilities and contingent liabilities acquired is included in the carrying amount of the investment in associate.

Under the equity method, the Group's share of post-acquisition profits and losses and other comprehensive income is recognised in the consolidated statement of comprehensive income. Post-acquisition changes in the Group's share of net assets of associates and distributions received are adjusted against the carrying amount of the investments.

Losses of an associate in excess of the Group's interest in that associate (which includes any long-term interests that, in substance, form part of the Group's net investment) are not recognised, unless the Group and the Company has incurred legal or constructive obligations to make good those losses or made payments on behalf of the associate.

Where a Group entity transacts with an associate, unrealised profits are eliminated to the extent of the Group's interest in the associate. Any eliminated gain that is in excess of the carrying amount of the Group's interest in the associate should be recognised as deferred income. Unrealised losses are also eliminated, but only to the extent that there is no impairment.

NOTES TO THE FINANCIAL STATEMENTS

For the financial year ended 30 June 2021

2. Summary of significant accounting policies (Continued)

2.7 Associates (Continued)

As the dates of the associate's financial statements used are not co-terminous with that of the Group, the Group's share of results is arrived at based on the latest available un-audited management financial statements up to the end of the reporting period. Consistent accounting policies are applied for like transactions and events in similar circumstances.

Where the investment in associate is achieved in stages, the Group's previously held interests in the acquired entity are remeasured to fair value at the acquisition date (i.e. the date the Group attains control) and the resulting gain or loss, if any, is recognised in profit or loss. Amounts arising from interests in the acquiree prior to the acquisition date that have previously been recognised in other comprehensive income are reclassified to profit or loss, where such treatment would be appropriate if that interest were disposed of.

Investments in associates are carried at cost, less any impairment loss in the Company's statement of financial position.

2.8 Impairment of non-financial assets excluding goodwill

The carrying amounts of non-financial assets excluding goodwill are reviewed at the end of each reporting period to determine whether there is any indication of impairment loss and whenever events or changes in circumstances indicate that the carrying amount may not be recoverable. If any such indication exists, or when annual impairment testing for an asset is required, the asset's recoverable amount is estimated.

An impairment loss is recognised whenever the carrying amount of an asset or its cash-generating unit exceeds its recoverable amount. A cash-generating unit is the smallest identifiable asset group that generates cash flows that largely are independent from other assets and groups of assets. Impairment loss is recognised in profit or loss.

The recoverable amount of an asset or cash-generating unit is the higher of its fair value less costs to sell and its value in use. Recoverable amount is determined for individual asset, unless the asset does not generate cash inflows that are largely independent of those from other assets or groups of assets. If this is the case, the recoverable amount is determined for the cash-generating unit to which the assets belong. The fair value less costs to sell is the amount obtainable from the sale of an asset or cash-generating unit in an arm's length transaction between knowledgeable willing parties less costs of disposal. Value-in-use is the present value of estimated future cash flows expected to be derived from the continuing use of an asset and from its disposal at the end of its useful life, discounted at pre-tax rate that reflects current market assessment of the time value of money and the risks specific to the asset or cash-generating unit for which the future cash flow estimates have not been adjusted.

An assessment is made at the end of each reporting period as to whether there is any indication that an impairment loss recognised in prior periods for an asset may no longer exist or may have decreased. If such indication exists, the recoverable amount is estimated. An impairment loss recognised in prior periods is reversed only if there has been a change in the estimates used to determine the recoverable amount since the last impairment loss was recognised. If that is the case, the carrying amount of the asset is increased to its recoverable amount. An impairment loss is reversed only to the extent that the asset's carrying amount does not exceed the carrying amount that would have been determined, net of depreciation or amortisation, if no impairment loss had been recognised. Reversals of impairment loss are recognised in profit or loss. After such a reversal, the depreciation or amortisation is adjusted in future periods to allocate the asset's revised carrying amount, less any residual value, on a systematic basis over its remaining useful life.

NOTES TO THE FINANCIAL STATEMENTS

For the financial year ended 30 June 2021

2. Summary of significant accounting policies (Continued)

2.9 Inventories

Inventories are stated at the lower of cost and net realisable value.

Cost is determined on a weighted average basis and includes all costs of purchase, cost of conversion and other costs incurred in bringing the inventories to their present location and condition.

Net realisable value is the estimated selling price at which inventories can be realised in the ordinary course of business, less estimated costs to be incurred to make the sale. Where necessary, allowance is made for obsolete, slow-moving and defective inventories to adjust the carrying value of those inventories to the lower of cost and net realisable value.

2.10 Financial assets

The Group and the Company recognise a financial asset in their statements of financial position when, and only when, the Group and the Company become a party to the contractual provision of the instrument.

The Group and the Company classify their financial assets into one of the categories below, depending on the Group's and the Company's business model for managing the financial assets as well as the contractual terms of the cash flows of the financial asset. The Group and the Company shall reclassify their affected financial assets when and only when the Group and the Company change their business model for managing these financial assets. The Group's and the Company's accounting policy for each category is as follows:

Amortised cost

These assets arise principally from the provision of goods and services to customers (e.g. trade receivables), but also incorporate other types of financial assets where the objective is to hold these assets in order to collect contractual cash flows and the contractual cash flows are solely payments of principal and interest. They are initially recognised at fair value plus transaction costs that are directly attributable to their acquisition or issue, and are subsequently carried at amortised cost using the effective interest rate method, less provision for impairment. Interest income from these financial assets is included in interest income using the effective interest rate method.

Impairment provisions for trade receivables are recognised based on the simplified approach within SFRS(I) 9 using the lifetime expected credit losses. During this process, the probability of the non-payment of the trade receivables is assessed. This probability is then multiplied by the amount of the expected loss arising from default to determine the lifetime expected credit loss for the trade receivables. For trade receivables, which are reported net, such provisions are recorded in a separate provision account with the loss being recognised in the consolidated statement of comprehensive income. On confirmation that the trade receivable will not be collectible, the gross carrying value of the asset is written off against the associated provision.

Impairment provisions for receivables from subsidiaries, related parties, other receivables due from third parties and cash and bank balances are recognised based on a forward looking expected credit loss model. The methodology used to determine the amount of the provision is based on whether at each reporting date, there has been a significant increase in credit risk since initial recognition of the financial asset. For those where the credit risk has not increased significantly since initial recognition of the financial asset, twelve month expected credit losses along with gross interest income are recognised. For those for which credit risk has increased significantly, lifetime expected credit losses along with the gross interest income are recognised. For those that are determined to be credit impaired, lifetime expected credit losses along with interest income on a net basis are recognised.

The Group's and the Company's financial assets measured at amortised cost comprise trade and other receivables, excluding advance payment, and cash and bank balances in the statements of financial position.

NOTES TO THE FINANCIAL STATEMENTS

For the financial year ended 30 June 2021

2. Summary of significant accounting policies (Continued)

2.10 Financial assets (Continued)

Financial assets at fair value through profit or loss ("FVTPL")

Investments in unlisted entities which are not accounted for as subsidiaries, associates or jointly controlled entities are carried at fair value with changes in fair value recognised in profit or loss.

Dividends are recognised in profit or loss, unless the dividend clearly represents a recovery of part of the cost of the investment, in which case the full or partial amount of the dividend is recorded against the associated investments' carrying amount.

Purchases and sales of financial assets measured at fair value through profit or loss are recognised on settlement date with any change in fair value between trade date and settlement date being recognised in the fair value through profit or loss.

Derecognition of financial assets

The Group and the Company derecognise a financial asset only when the contractual rights to the cash flows from the asset expire, or it transfers the financial asset and substantially all the risks and rewards of ownership of the asset to another entity.

2.11 Cash and cash equivalents

Cash and cash equivalents comprise cash on hand, deposits with banks. Cash and cash equivalents are short-term, highly liquid investments that are readily convertible to known amounts of cash and which are subject to an insignificant risk of change in value.

2.12 Equity instruments

An equity instrument is any contract that evidences a residual interest in the assets of an entity after deducting all of its liabilities.

Ordinary shares are classified as equity and recognised at the fair value of the consideration received. Incremental costs directly attributable to the issuance of new equity instruments are shown in the equity as a deduction from the proceeds.

2.13 Financial liabilities

Financial liabilities are recognised in the statements of financial position when, and only when, the Group and the Company become a party to the contractual provisions of the financial instrument. The Group and the Company determine the classification of their financial liabilities at initial recognition. Financial liabilities are classified as either financial liabilities at fair value through profit or loss or other financial liabilities.

Other financial liabilities

Trade and other payables

Trade and other payables (excluding goods and services tax payable and deferred grant income) are initially measured at fair value, net of transaction costs, and are subsequently measured at amortised cost, where applicable, using the effective interest method.

NOTES TO THE FINANCIAL STATEMENTS

For the financial year ended 30 June 2021

2. Summary of significant accounting policies (Continued)

2.13 Financial liabilities (Continued)

Other financial liabilities (Continued)

Borrowings

Borrowings are initially recognised at fair value, net of transaction costs incurred. Borrowings are subsequently stated at amortised cost using the effective interest method. Any difference between the proceeds (net of transaction costs) and the redemption value is taken to profit or loss over the period of the borrowings using the effective interest method.

Borrowings which are due to be settled within 12 months after the end of the reporting period are presented as current borrowings even though the original terms were for a period longer than 12 months and an agreement to refinance, or to reschedule payments, on a long-term basis is completed after the end of the reporting period and before the financial statements are authorised for issue. Other borrowings due to be settled more than 12 months after the end of the reporting period are presented as non-current borrowings in the statements of financial position.

Redeemable convertible loans ("RCL")

RCL with conversion option are accounted for as financial liability with an embedded equity conversion derivative based on the terms of the contract. On issuance of RCL, the embedded option is recognised at its fair value as derivative liability with subsequent changes in fair value recognised in profit or loss. The remainder of the proceeds is allocated to the liability component that is carried at amortised cost until the liability is extinguished on conversion or redemption. The terms of the RCL were amended with effect from 1 April 2020 by fixing the issuance of number of conversion shares at 20,454,542 number of ordinary shares of the Company, such that the RCL qualified for "fixed-for-fixed" condition. The RCL was re-measured as financial liability with an equity conversion feature recognised in other reserve.

Derecognition of financial liabilities

The Group and the Company derecognise their financial liabilities when, and only when, the Group's and the Company's obligations are discharged, cancelled or they expire. The difference between the carrying amount and the consideration paid is recognised in profit or loss.

2.14 Provisions

Provisions are recognised when the Group and the Company have a present legal or constructive obligation as a result of a past event, it is probable that an outflow of resources embodying economic benefits will be required to settle the obligation, and a reliable estimate can be made of the amount of the obligation.

The amount recognised as a provision is the best estimate of the consideration required to settle the present obligation at the end of the reporting period, taking into account the risks and uncertainties surrounding the obligation. Where a provision is measured using the cash flows estimated to settle the present obligation, its carrying amount is the present value of those cash flows. If it is no longer probable that an outflow of economic resources will be required to settle the obligation, the provision is reversed.

Changes in the estimated timing or amount of the expenditure or discount rate are recognised in profit or loss when the changes arise. If the effect of the time value of money is material, provisions are discounted using a current pre-tax rate that reflects, where appropriate, the risks specific to the liability. When discounting is used, the increase in the provision due to the passage of time is recognised as a finance cost.

NOTES TO THE FINANCIAL STATEMENTS

For the financial year ended 30 June 2021

2. Summary of significant accounting policies (Continued)

2.15 Derivative financial instruments

Derivative financial instruments held by the Group and the Company are recognised as assets or liabilities on the statements of financial position and classified as financial assets or financial liabilities at fair value through profit or loss.

The Group and the Company classified the conversion option of RCL, call option and put options as derivative financial instruments. Such derivative financial instruments are initially recognised at fair value on the date on which a derivative contract is entered into and are subsequently re-measured at fair value. Derivative financial instruments are carried as assets when the fair value is positive and as liabilities when the fair value is negative. As per Note 2.13 to the financial statements, the terms of the RCL were amended such that the RCL qualified for the “fixed-for-fixed” condition and the conversion option derivative of the RCL was derecognised as disclosed in Note 10 to the financial statements.

Any gains or losses arising from changes in fair value on derivative financial instruments that do not qualify for hedge accounting are taken to profit or loss for the financial years when the changes occur.

2.16 Revenue recognition

Revenue is recognised when a performance obligation is satisfied. Revenue is measured based on consideration which the Group expects to be entitled in exchange for transferring promised goods or services to a customer, excluding amounts collected on behalf of third parties (i.e. sales related taxes). The consideration promised in the contracts with customers may include fixed amounts and variable amounts, if any.

Provision of medical services

Revenue from the provision of medical services generally relate to performance obligations to provide consultations, clinical treatments and related products, net of discounts to customers. In the rendering of these services, there are no variable considerations noted in the contracts with customers. Performance obligations for all services are satisfied over a period of less than one day when services are rendered. Hence, revenue is recognised at a point in time upon completion of the services. The Group allocated transaction price for each identified performance obligations for professional services offered in package. A contract liability is recognised when the Group has not yet performed under the contract but has received advanced payments from the customer or advanced billing to the customer. Contract liabilities are recognised as revenue as the Group fulfills its performance obligation under the contract.

2.17 Grants

Grants are recognised at the fair value where there is reasonable assurance that the grant will be received and all attaching conditions will be complied with. Where the grants relate to expenditures, which are not capitalised, the fair value of grants are credited to profit or loss as and when the underlying expenses are included and recognised in profit or loss to match such related expenditures.

NOTES TO THE FINANCIAL STATEMENTS

For the financial year ended 30 June 2021

2. Summary of significant accounting policies (Continued)

2.18 Leases

As lessee

All leases are accounted for by recognising a right-of-use asset and a lease liability except for:

- leases of low value assets; and
- leases with a duration of twelve months or less.

The payments for leases of low value assets and short-term leases are recognised as an expense on a straight-line basis over the lease term.

Initial measurement

Lease liabilities are measured at the present value of the contractual payments due to the lessor over the lease term, with the discount rate determined by reference to the rate inherent in the lease unless this is not readily determinable, in which case the Group's and the Company's incremental borrowing rate on commencement of the lease is used.

Variable lease payments are only included in the measurement of the lease liability if it is depending on an index or rate. In such cases, the initial measurement of the lease liability assumes the variable element will remain unchanged throughout the lease term. Other variable lease payments are expensed in the period to which they relate.

On initial recognition, the carrying amount of lease liabilities also includes:

- a fixed payments (including in-substance fixed payments), less any lease incentives receivable;
- amounts expected to be payable under any residual value guarantee;
- the exercise price of any purchase option granted in favour of the Group if it is reasonably certain to assess that option; and
- any penalties payables for terminating the lease, if the term of the lease has been estimated on the basis of termination option being exercised.

Right-of-use assets are initially measured at the amount of lease liabilities, reduced by any lease incentives received and increased for:

- lease payments made at or before commencement of the lease;
- initial direct costs incurred; and
- the amount of any provision recognised where the Group and the Company are contractually required to dismantle, remove or restore the leased asset.

The Group and the Company present the right-of-use assets in plant and equipment and lease liabilities separately from other liabilities in the statements of financial position.

NOTES TO THE FINANCIAL STATEMENTS

For the financial year ended 30 June 2021

2. Summary of significant accounting policies (Continued)

2.18 Leases (Continued)

As lessee (Continued)

Subsequent measurement

Right-of-use assets are subsequently measured at cost less any accumulated depreciation, any accumulated impairment loss and, if applicable, adjusted for any remeasurement of the lease liabilities. The right-of-use assets under cost model are depreciated on a straight-line basis over the shorter of either the remaining lease term or the remaining useful life of the right-of-use assets. If the lease transfers ownership of the underlying asset by the end of the lease term or if the cost of the right-of-use asset reflects that the Group will exercise the purchase option, the right-of-use assets are depreciated over the useful life of the underlying asset on the following bases:

	Years
Premises	2-6

The carrying amount of right-of-use assets are reviewed for impairment when events or changes in circumstances indicate that the right-of-use asset may be impaired. The accounting policy on impairment is as described in Note 2.8 to the financial statements.

Subsequent to initial measurement, lease liabilities are adjusted to reflect interest charged at a constant periodic rate over the remaining lease liabilities, lease payment made and if applicable, account for any remeasurement due to reassessment or lease modifications.

After the commencement date, interest on the lease liabilities are recognised in profit or loss, unless the costs are eligible for capitalisation in accordance with other applicable standards.

When the Group and the Company revise their estimate of any lease term (i.e. probability of extension or termination option being exercised), it adjusts the carrying amount of the lease liability to reflect the payments over the revised term. The carrying amount of lease liabilities is similarly revised when the variable element of the future lease payment dependent on a rate or index is revised. In both cases, an equivalent adjustment is made to the carrying amount of the right-of-use assets. If the carrying amount of the right-of-use assets is reduced to zero and there is a further reduction in the measurement of lease liabilities, the remaining amount of the remeasurement is recognised directly in profit or loss.

When the Group and the Company renegotiate the contractual terms of a lease with the lessor, the accounting treatment depends on the nature of the modification:

- If the renegotiation results in one or more additional assets being leased for an amount commensurate with the standalone price for the additional right-of-use obtained, the modification is accounted for as a separate lease in accordance with the above policy;
- In all other cases where the renegotiation increases the scope of the lease (i.e. extension to the lease term, or one or more additional assets being leased), the lease liability is remeasured using the discount rate applicable on the modification date, with the right-of-use asset being adjusted by the same amount;
- If the renegotiation results in a decrease in scope of the lease, both the carrying amount of the lease liability and right-of-use asset are reduced by the same proportion to reflect the partial or full termination of the lease with any difference being recognised in profit or loss. The lease liability is then further adjusted to ensure its carrying amount reflects the amount of the renegotiated payments over the renegotiated term, with the modified lease payments discounted at the rate applicable on the modification date. The right-of-use asset is adjusted by the same amount.

NOTES TO THE FINANCIAL STATEMENTS

For the financial year ended 30 June 2021

2. Summary of significant accounting policies (Continued)

2.18 Leases (Continued)

As lessee (Continued)

Subsequent measurement (Continued)

For lease contracts that convey a right to use an identified asset and require services to be provided by the lessor, the Group and the Company have elected to account for the entire contract as a lease. The Group and the Company does not allocate any amount of contractual payments to, and account separately for, any services provided by the lessor as part of the contract.

As a practical expedient, SFRS(I) 16 permits a lessee not to separate non-lease components, and instead account for any lease and associated non-lease components as a single arrangement.

As lessor - Subleases

When the Group is an intermediate lessor, it accounts for its interest in the head lease and the sublease separately. The Group assesses the lease classification with a sublease with reference to the right-of-use asset arising from the head lease.

When the sublease is assessed as a finance lease, the Group derecognises the right-of-use asset relating to the head lease that it transfers to the sublessee and recognises the net investment in the sublease as "Lease receivables". Any differences between the right-of-use asset derecognised and the net investment in sublease is recognised in profit or loss. Lease liability relating to the head lease is retained in the statements of financial position, which represents the lease payments owed to the head lessor.

2.19 Employee benefits

Defined contribution plans

Contributions to defined contribution plans are recognised as an expense in profit or loss in the same financial year as the employment that gives rise to the contributions.

Employee leave entitlements

Employee entitlements to annual leave are recognised when they accrue to employees. An accrual is made for the estimated liability for unutilised leave as a result of services rendered by employees up to the end of the reporting period.

2.20 Borrowing costs

Borrowing costs that are not directly attributable to the acquisition, construction or production of a qualifying asset are recognised as expenses in the profit or loss in the financial year in which they are incurred. Borrowing costs are recognised on a time-proportion basis in profit or loss using the effective interest method.

2.21 Income tax

Income tax expense comprises current and deferred taxes. Income tax expense is recognised in profit or loss except to the extent that it relates to a business combination or items recognised directly in equity, or in other comprehensive income.

NOTES TO THE FINANCIAL STATEMENTS

For the financial year ended 30 June 2021

2. Summary of significant accounting policies (Continued)

2.21 Income tax (Continued)

Current income tax expense is the expected tax payable on the taxable income for the financial year, using tax rates enacted or substantively enacted at the end of the reporting period, and any adjustment to income tax payable in respect of previous financial years. Taxable income differs from profit reported as profit or loss because it excluded items of income or expenses that are taxable or deductible in other years and it further excludes items of income or expenses that are not taxable or tax deductible.

Deferred tax is provided, using the balance sheet liability method, for temporary differences at the end of the reporting period between the tax bases of assets and liabilities and their carrying amounts for financial reporting purposes. Deferred tax is measured using the tax rates expected to be applied to the temporary differences when they are realised or settled, based on tax rates enacted or substantively enacted at the end of the reporting period.

Deferred tax assets are recognised only to the extent that it is probable that future taxable profits will be available against which the temporary differences can be utilised. Deferred tax assets are reviewed at the end of each reporting period and reduced to the extent that it is no longer probable that the related tax benefit will be realised.

Unrecognised deferred tax assets are reassessed at the end of each reporting period and are recognised to the extent that it has become probable that future taxable profits will be available against which the temporary differences can be utilised.

Deferred tax relating to items recognised outside profit or loss is recognised outside profit or loss. Deferred tax items are recognised in correlation to the underlying transaction either in other comprehensive income or directly in equity and deferred tax arising from a business combination is adjusted against goodwill on acquisition.

Deferred tax assets and liabilities are offset if a legally enforceable right exists to set off current tax assets against current tax liabilities and the deferred taxes relate to the same tax authority and where there is intention to settle the current tax assets and liabilities on a net basis.

Deferred tax liabilities are recognised for all taxable temporary differences associated with investments in subsidiaries and associate, except where the timing of the reversal of the temporary difference can be controlled by the Group and it is probable that the temporary difference will not reverse in the foreseeable future.

2.22 Dividends

Dividends are recognised when they become legally payable. Interim dividends are recorded in the financial year in which they are declared payable. Final dividends are recorded in the financial year in which the dividends are approved by shareholders.

2.23 Segment reporting

An operating segment is a component of the Group that engages in business activities from which it may earn revenue and incur expenses (including revenue and expenses relating to transactions with other components of the Group) and whose operating results are regularly reviewed by the Group's chief operating decision maker to make decisions about resources to be allocated to the segment and assess its performance.

The Group is not required to report separately information about its operating segments in the financial statements as the Group only has one predominant segment.

NOTES TO THE FINANCIAL STATEMENTS

For the financial year ended 30 June 2021

3. Critical accounting judgements and key sources of estimation uncertainty

3.1 Critical judgements made in applying the accounting policies

In the process of applying the accounting policies, the management is of the opinion that there are no critical judgements involved that have a significant effect on the amounts recognised in the financial statements except as discussed below.

(i) Determination of the lease term

The Group and the Company lease office space and clinic premises from third parties and related parties. Included in the lease arrangement, there are extension and termination option held and exercisable only by the Group. In determining the lease term, management considers the likelihood of either to exercise the extension option, or not to exercise the termination option. Management considers all facts and circumstances that create an economic incentive to extend and economic penalty or costs relating to the termination of lease.

Management has included potential cash outflows of \$1,558,800 in the measurement of the Group's lease liabilities for clinic premises, as it is reasonably certain that the extension option will be exercised. The assessment on lease terms is reviewed at the end of each reporting period if there is a significant change in the Group's and the Company's intentions, business plan or other circumstances unforeseen since it was first estimated.

3.2 Key sources of estimation uncertainty

The key assumptions concerning the future and other key sources of estimation uncertainty at the end of the reporting period that have a significant risk of causing a material adjustment to the carrying amounts of assets and liabilities and the reported amounts of revenue and expenses within the next financial year are discussed below:

(i) Business combinations related to acquisitions of subsidiaries and associates

The recognition of business combinations related to acquisitions of subsidiaries requires the excess of the purchase price of the acquisition over the net book value of assets acquired to be allocated to the assets and liabilities. The management also carried out valuation process for its acquisition of associate to determine their share of the fair values of the net identifiable assets of the associate in accordance with SFRS(I) 3 on date of acquisition.

The Group makes judgements and estimates in relation to the purchase price allocation exercise and valuation exercise. The fair value allocation of the purchase price for the subsidiaries are disclosed in Note 6 to the financial statements. The goodwill that forms part of the carrying amount of the investments in associate that is not separately recognised is amounted to \$2,046,434 (2020: \$1,758,606).

(ii) Goodwill

Management determines whether goodwill is impaired at least on an annual basis and whenever there is an indication that they are impaired. The process of evaluating potential impairment of goodwill requires significant judgements and assumptions. Management estimates the recoverable amount of the CGU to which the goodwill has been allocated. Recoverable amount of the CGU is determined based on value-in-use calculations. The value-in-use calculations are based on a discounted cash flow model. The recoverable amount is most sensitive to discount rate used for the discounted cash flow model as well as the expected future cash inflows, average gross margin and the terminal growth rate used. Any excess of the carrying values over the discounted future cash flows are recognised as impairment loss in profit or loss. The carrying amount of the Group's goodwill as at 30 June 2021 was \$6,473,076 (2020: \$6,003,176) and no allowance for impairment loss was recognised as disclosed in Note 5 to the financial statements.

NOTES TO THE FINANCIAL STATEMENTS

For the financial year ended 30 June 2021

3. Critical accounting judgements and key sources of estimation uncertainty (Continued)

3.2 Key sources of estimation uncertainty (Continued)

(iii) Impairment of investments in subsidiaries and associates

The Company follows the guidance of SFRS(I) 1-36 *Impairment of Assets*, in determining whether investments in subsidiaries and associates are impaired. This determination requires significant judgements and assumptions. The Company evaluates, among other factors, the duration and extent to which the recoverable amount of an investment is less than its carrying amount, the financial health and near-term business outlook of the investments, including factors such as industry and sector performance, changes in technology and operational and financing cash flows.

Investment in subsidiaries and associates are tested for impairment whenever there is any objective evidence or indication that these assets may be impaired. The recoverable amounts of these assets and where applicable, cash-generating units ("CGU") have been determined based on value-in-use calculations. The recoverable amount is most sensitive to discount rate used for the discounted cash flow model as well as the expected future cash inflows, average gross margin and the terminal growth rate used. The Company's carrying amount of investments in subsidiaries and associates as at 30 June 2021 was \$12,276,902 and \$2,126,205 (2020: \$12,026,480 and \$1,805,800) and no allowance for impairment loss recognised as at 30 June 2021 as disclosed in Note 6 and 7 to the financial statements.

(iv) Loss allowance on receivables

Trade and other receivables

Management determines the expected loss arising from default for trade receivables, by categorised them based on its historical loss pattern, historical payment profile as well as credit risk profile of customer.

Notwithstanding the above, the Group evaluates the expected credit loss on customers in financial difficulties separately. The carrying amounts of trade and other receivables of the Group as at 30 June 2021 were \$1,555,316 (2020: \$987,566).

Amounts due from subsidiaries

Management determines whether there is significant increase in credit risk of these subsidiaries since initial recognition. Management reviews the financial performance and results of these subsidiaries. No loss allowance was recognised as at 30 June 2021 and 30 June 2020. The amounts due from subsidiaries are disclosed in Note 9 to the financial statements.

(v) Measurement of lease liabilities

Lease liabilities are measured at the present value of the contractual payments due to the lessor over the lease term. The Group and the Company have determined the discount rate by reference to the respective lessee's incremental borrowing rate when the rate inherent in the lease is not readily determinable. The Group and the Company obtain the relevant market interest rate after considering the financial position of the lessees as well as the term of the lease. Management considers its own credit spread information from industry data available as well as any security available in order to adjust the market interest rate obtained from similar economic environment, term and value of the lease.

The average incremental borrowing rate applied to lease liabilities as at 30 June 2021 was 2.28% (2020: 2.28%). The carrying amount of lease liabilities of the Group and the Company as at 30 June 2021 was \$2,032,129 (2020: \$2,071,208) and \$100,591 (2020: \$61,035) respectively.

NOTES TO THE FINANCIAL STATEMENTS

For the financial year ended 30 June 2021

3. Critical accounting judgements and key sources of estimation uncertainty (Continued)

3.2 Key sources of estimation uncertainty (Continued)

(vi) Fair value measurement of derivative financial instruments

The derivative financial instruments arising from the call options and put options as disclosed in Note 10 to the financial statements. The derivative financial instruments is measured at fair value as at the date of issuance of respective call options and put options arrangement and at the end of the reporting period.

The fair values of derivative financial instruments have been determined by the management, assisted by its external valuer, and are considered as level 3 recurring fair value measurements. The significant inputs to the valuations include earnings volatility rate and price-earning volatility. Significant assumptions were made by the management in estimating the future profit forecast. The carrying amounts of the derivative financial instruments of the Group and the Company relating to the derivative financial assets and liabilities as at 30 June 2021 were approximately \$1,878,405 (2020: \$Nil) and \$2,444 (2020: \$Nil) respectively.

If the earnings volatility rate is higher or lower by 59% and price-earning volatility are higher or lower by 26% from management's estimates, the Group's profit would have been higher or lower by approximately \$351,000 respectively.

(vii) Provision for uncertainty over tax treatments

The Group applied SFRS(I) INT 23 *Uncertainty over income tax treatments* guidance on accounting for current and deferred tax liabilities and assets in circumstances in which there is uncertainty over income tax treatments. Due to the existence of uncertain tax treatments, the management estimated a provision of \$308,000 (2020: \$308,000) as at 30 June 2021 for additional income taxes relating to the Group's business operation structure. One of the directors of the Company has undertaken the entire potential tax liability arising from the uncertain tax treatments by Inland Revenue Authority of Singapore ("IRAS") and the amount has been paid to the Group.

NOTES TO THE FINANCIAL STATEMENTS

For the financial year ended 30 June 2021

4. Plant and equipment

	Computer equipment \$	Medical equipment \$	Furniture and fittings \$	Office equipment \$	Renovation \$	Premises ⁽¹⁾ \$	Total \$
Group							
Cost							
Balance at 1 July 2020	26,303	107,701	19,548	17,479	218,015	2,578,624	2,967,670
Additions	23,653	76,590	6,215	1,604	189,017	449,860	746,939
Lease modification	-	-	-	-	-	147,213	147,213
Lease termination	-	-	-	-	-	(76,627)	(76,627)
Balance at 30 June 2021	49,956	184,291	25,763	19,083	407,032	3,099,070	3,785,195
Accumulated depreciation							
Balance at 1 July 2020	25,331	103,895	19,368	12,431	218,015	564,622	943,662
Depreciation for the financial year	4,062	15,046	870	2,162	23,065	645,372	690,577
Lease termination	-	-	-	-	-	(39,378)	(39,378)
Balance at 30 June 2021	29,393	118,941	20,238	14,593	241,080	1,170,616	1,594,861
Net carrying amount							
Balance at 30 June 2021	20,563	65,350	5,525	4,490	165,952	1,928,454	2,190,334
Cost							
Balance at 1 July 2019	21,542	101,935	19,426	13,765	217,353	2,397,817	2,771,838
Arising from acquisition of subsidiaries	4,270	2,932	360	5,153	662	343,633	357,010
Additions	2,426	3,090	-	-	-	76,627	82,143
Lease modification	-	-	-	-	-	(207,102)	(207,102)
Written off	(1,935)	(256)	(238)	(1,439)	-	-	(3,868)
Lease termination	-	-	-	-	-	(32,351)	(32,351)
Balance at 30 June 2020	26,303	107,701	19,548	17,479	218,015	2,578,624	2,967,670
Accumulated depreciation							
Balance at 1 July 2019	18,640	87,268	19,426	10,605	217,353	-	353,292
Depreciation for the financial year	8,626	16,883	180	3,265	662	571,975	601,591
Written off	(1,935)	(256)	(238)	(1,439)	-	-	(3,868)
Lease termination	-	-	-	-	-	(7,353)	(7,353)
Balance at 30 June 2020	25,331	103,895	19,368	12,431	218,015	564,622	943,662
Net carrying amount							
Balance at 30 June 2020	972	3,806	180	5,048	-	2,014,002	2,024,008

NOTES TO THE FINANCIAL STATEMENTS

For the financial year ended 30 June 2021

4. Plant and equipment (Continued)

	Computer equipment \$	Office equipment \$	Furniture and fittings \$	Premises ⁽¹⁾ \$	Total \$
Company					
Cost					
Balance at 1 July 2020	2,997	3,346	-	76,627	82,970
Additions	5,068	-	6,215	109,737	121,020
Lease termination	-	-	-	(76,627)	(76,627)
Balance at 30 June 2021	8,065	3,346	6,215	109,737	127,363
Accumulated depreciation					
Balance at 1 July 2020	2,997	1,301	-	17,028	21,326
Depreciation for the financial year	704	1,116	690	31,494	34,004
Lease termination	-	-	-	(39,378)	(39,378)
Balance at 30 June 2021	3,701	2,417	690	9,144	15,952
Net carrying amount					
Balance at 30 June 2021	4,364	929	5,525	100,593	111,411
Cost					
Balance at 1 July 2019	2,997	3,346	-	32,351	38,694
Additions	-	-	-	76,627	76,627
Lease termination	-	-	-	(32,351)	(32,351)
Balance at 30 June 2020	2,997	3,346	-	76,627	82,970
Accumulated depreciation					
Balance at 1 July 2019	749	186	-	-	935
Depreciation for the financial year	2,248	1,115	-	24,381	27,744
Lease termination	-	-	-	(7,353)	(7,353)
Balance at 30 June 2020	2,997	1,301	-	17,028	21,326
Net carrying amount					
Balance at 30 June 2020	-	2,045	-	59,599	61,644

⁽¹⁾ The Group and the Company lease office space and clinic premises for the purpose of back office operations and providing medical services respectively. Right-of-use assets arising from the premises' leasing arrangements are presented under 'Premises'.

For the purpose of consolidated statement of cash flows, the Group's additions to plant and equipment during the financial year were financed as follows:

	2021 \$	2020 \$
Addition plant and equipment	746,939	82,143
Non-cash transaction on addition of premises	(449,860)	(76,627)
Cash payment to acquire plant and equipment	297,079	5,516

NOTES TO THE FINANCIAL STATEMENTS

For the financial year ended 30 June 2021

5. Intangible assets

	Computer software \$	Customer contract \$	Goodwill \$	Trademark \$	Total \$
Group					
Cost					
Balance at 1 July 2020	5,000	166,000	6,003,176	200,000	6,374,176
Addition	-	-	469,900	-	469,900
Balance at 30 June 2021	5,000	166,000	6,473,076	200,000	6,844,076
Accumulated amortisation					
Balance at 1 July 2020	5,000	166,000	-	12,903	183,903
Amortisation for the financial year	-	-	-	38,710	38,710
Balance at 30 June 2021	5,000	166,000	-	51,613	222,613
Net carrying amount					
Balance at 30 June 2021	-	-	6,473,076	148,387	6,621,463
Remaining useful life at end of financial year	-	-	Indefinite	3.8 years	
Cost					
Balance at 1 July 2019	39,721	-	-	-	39,721
Arising from acquisition of subsidiaries	-	166,000	6,003,176	-	6,169,176
Addition	-	-	-	200,000	200,000
Written off	(34,721)	-	-	-	(34,721)
Balance at 30 June 2020	5,000	166,000	6,003,176	200,000	6,374,176
Accumulated amortisation					
Balance at 1 July 2019	39,721	-	-	-	39,721
Amortisation for the financial year	-	166,000	-	12,903	178,903
Written off	(34,721)	-	-	-	(34,721)
Balance at 30 June 2020	5,000	166,000	-	12,903	183,903
Net carrying amount					
Balance at 30 June 2020	-	-	6,003,176	187,097	6,190,273
Remaining useful life at end of financial year	-	-	Indefinite	4.8 years	

NOTES TO THE FINANCIAL STATEMENTS

For the financial year ended 30 June 2021

5. Intangible assets (Continued)

	Company	
	2021	2020
	\$	\$
Trademark		
Cost		
Balance at beginning of financial year	200,000	-
Addition	-	200,000
Balance at end of financial year	200,000	200,000
Accumulated amortisation		
Balance at beginning of financial year	12,903	-
Amortisation for the financial year	38,710	12,903
Balance at end of financial year	51,613	12,903
Net carrying amount		
Balance at end of financial year	148,387	187,097
Remaining useful life at end of financial year	3.8 years	4.8 years

Amortisation expense was included in "depreciation and amortisation expenses" line item of profit or loss.

Goodwill arising from the business combinations was related to acquisition of subsidiaries and businesses, of which, each subsidiary is an individual cash-generating unit ("CGU") that are expected to benefit from the business combinations. The carrying amount of goodwill had been allocated as follows:

	Group	
	2021	2020
	\$	\$
Name of subsidiaries		
Lian Clinic Pte. Ltd. ("LCPL")	3,295,421	3,295,421
HMC Medical Pte. Ltd. ("HMC")	1,421,822	1,421,822
AE Medical Sengkang Pte. Ltd. ("AESK")	643,741	643,741
AE Medical Fernvale Pte. Ltd. ("AEF")	642,192	642,192
CS Yoong Anaesthesiology and Pain Services Pte. Ltd. ("CSY")	249,900	-
GM Medical PAINCARE Pte. Ltd. ("GMMP")	220,000	-
	6,473,076	6,003,176

Impairment test for goodwill

As at 30 June 2021, the recoverable amount of the CGU has been determined based on value-in-use calculations using management-approved discounted cash flow projections covering a period of 5 years. Management assessed 5 years cash flows and projection to terminal year for the financial forecast of the CGU is appropriate considering management's plan for its business plan in the near future. The revenue growth rates are based on management's best estimate, average gross margin are based on past performance and discount rates that reflect current market assessment of the time value of money and the risks specific to the CGUs.

NOTES TO THE FINANCIAL STATEMENTS

For the financial year ended 30 June 2021

5. Intangible assets (Continued)

Impairment test for goodwill (Continued)

Key assumptions used for value-in-use calculations:

	Revenue growth rate		Average gross margin		Discount rate	
	2021	2020	2021	2020	2021	2020
LCPL	5%	5%	70%	70%	12%	12%
HMC	5%	5%	75%	75%	12%	12%
AESK	5%	0%	55%	55%	12%	12%
AEF	5%	5%	75%	68%	12%	12%
CSY	10%	-	95%	-	12%	-
GMMP	15%	-	75%	-	12%	-

Terminal growth of 1.0% (2020: 0.5%) was applied to all CGUs in the cash flows projection to terminal year.

Revenue growth rate and average gross margin – The forecasted revenue growth rates and average margin are based on management's expectations for each CGU from historical trends as well as average growth rates of the industry.

Discount rate - Management estimates discount rate that reflect current market assessments of the time value of money and the risks specific to the CGUs.

With regards to the assessment of value-in-use for goodwill, management believes that no reasonably possible changes in any key assumptions would cause the carrying value of the unit to materially exceed its recoverable amount.

As at the end of the reporting period, the recoverable amount of the CGU was determined to be higher than its carrying amount and thus, no impairment loss recognised.

6. Investments in subsidiaries

	Company	
	2021	2020
	\$	\$
Unquoted equity shares, at cost	12,276,902	12,026,480

	Company	
	2021	2020
	\$	\$
Unquoted equity shares, at cost		
Balance at beginning of financial year	12,026,480	-
Additions during the financial year	250,422	12,026,480
Balance at end of financial year	12,276,902	12,026,480

NOTES TO THE FINANCIAL STATEMENTS

For the financial year ended 30 June 2021

6. Investments in subsidiaries (Continued)

As at the end of the reporting period, the Company carried out a review of the recoverable amount of its investment in subsidiaries, as a result of indicators of impairment based on the existing performance of certain subsidiaries during the financial year. The estimates of the recoverable amounts are determined based on value-in-use calculations. The key assumptions used in measuring value-in-use included revenue growth rates from 5% to 15% (2020: 0% to 5%), average gross margin of 55% to 95% (2020: 55% to 75%) and discount rate of 12% (2020: 12%). Arising from the assessment, no impairment loss was recognised on the investments in subsidiaries during the financial year.

The details of the subsidiaries held by the Company are as follows:

Name of company	Principal place of business	Principal activities	Proportion of ownership interest held by the Company		Proportion of ownership interest held by the non-controlling interests	
			2021	2020	2021	2020
			%	%	%	%
Paincare Center Pte. Ltd. ⁽¹⁾	Singapore	Operation of medical clinic and the provision of medical services	100	100	-	-
Singapore Paincare Center @Novena Pte. Ltd. ⁽¹⁾	Singapore	Operation of medical clinic and the provision of medical services	100	100	-	-
AE Medical Sengkang Private Limited ^{(1),(3)}	Singapore	Operation of medical clinic and the provision of medical services	100	100	-	-
AE Medical Fernvale Pte. Ltd. ^{(1),(3)}	Singapore	Operation of medical clinic and the provision of medical services	100	100	-	-
HMC Medical Pte. Ltd. ^{(1),(3)}	Singapore	Operation of medical clinic and the provision of medical services	100	100	-	-
Lian Clinic Pte. Ltd. ⁽¹⁾	Singapore	Operation of medical clinic and the provision of medical services	100	100	-	-
Horizon Paincare Pte. Ltd. ⁽²⁾	Singapore	Specialised medical services (paincare management)	-	100	-	-
Fernvale Paincare Pte. Ltd. ⁽²⁾	Singapore	Specialised medical services (paincare management)	-	100	-	-
Sen Paincare Pte. Ltd. ⁽²⁾	Singapore	Specialised medical services (paincare management)	-	78	-	22
GM Medical Paincare Pte. Ltd. ^{(1),(3)}	Singapore	Operation of medical clinic and the provision of medical services	51	-	49	-
Readyfit Physiotherapy Private Limited ^{(1),(3)}	Singapore	Provision of physiotherapy services	51	-	49	-
CS Yoong Anaesthesiology and Pain Services Pte. Ltd. ^{(1),(3)}	Singapore	Providing anaesthesia services and paincare management services	100	-	-	-
Singapore Paincare Solutions Pte. Ltd. ^{(1),(3)}	Singapore	Dormant	100	-	-	-
Health Network Asia Pte. Ltd. ^{(1),(3)}	Singapore	Dormant	100	-	-	-

NOTES TO THE FINANCIAL STATEMENTS

For the financial year ended 30 June 2021

6. Investments in subsidiaries (Continued)

The details of the subsidiaries held by the Company are as follows: (Continued)

Name of company	Principal place of business	Principal activities	Proportion of ownership interest held by the Company		Proportion of ownership interest held by the non-controlling interests	
			2021	2020	2021	2020
			%	%	%	%
Medihealth Clinic Pte. Ltd. ⁽³⁾	Singapore	Dormant	60	-	40	-
Kovan Medical and Paincare Clinic Pte. Ltd. ⁽³⁾	Singapore	Dormant	60	-	40	-

⁽¹⁾ Audited by BDO LLP, Singapore

⁽²⁾ Struck off with effect from 23 September 2020

⁽³⁾ Not considered a significant subsidiary under Rule 718 of the SGX-ST Listing Manual

Incorporation of subsidiaries

On 11 August 2020, the Company and a third party incorporated a subsidiary, GM Medical Paincare Pte. Ltd. ("GMMP"), a company incorporated in Singapore and the Company subscribed for 51 shares at \$1 each, which represented an equity interest of 51%.

On 23 September 2020, the Company and a third party incorporated a subsidiary, Ready Fit Physiotherapy Private Limited ("RFP"), a company incorporated in Singapore and the Company subscribed for 51 shares at \$1 each, which represented an equity interest of 51%.

On 8 October 2020, the Company incorporated a wholly-owned subsidiary, Singapore Paincare Solutions Pte. Ltd., a company incorporated in Singapore with a cash consideration of \$100.

On 24 February 2021, the Company incorporated a wholly-owned subsidiary, Health Network Asia Pte. Ltd., a company incorporated in Singapore with a cash consideration of \$100.

On 20 April 2021, the Company and a third party incorporated a subsidiary, Medihealth Clinic Pte. Ltd. ("MCPL"), a company incorporated in Singapore and the Company subscribed for 60 shares at \$1 each, which represented an equity interest of 60%.

On 25 May 2021, the Company and a third party incorporated a subsidiary, Kovan Medical and Paincare Clinic Pte. Ltd. ("KMPC"), a company incorporated in Singapore and the Company subscribed for 60 shares at \$1 each, which represented an equity interest of 60%.

Acquisition of subsidiary and business

On 5 July 2019, the Company entered into a restructuring agreement ("RA") to acquire the entire equity interest of LCPL, HMC, AESK and AEF. The RA was amended and restated on 1 April 2020, whereby additional ordinary shares of the Company were issued to the vendors to reflect the agreed shareholding interest in the Company based on the subsidiaries' unaudited profit after tax over the Group's unaudited profit after tax for the financial period from 1 July 2018 to 31 March 2020. The total consideration of \$6,473,600 were satisfied by way of issuance of the Company's ordinary shares.

NOTES TO THE FINANCIAL STATEMENTS

For the financial year ended 30 June 2021

6. Investments in subsidiaries (Continued)

Acquisition of subsidiary and business (Continued)

On 27 August 2020, GMMP, a 51%-owned subsidiary of the Company entered into a sale and purchase agreement to acquire the business and assets in respect of C.M.C. Wong Binjai Clinic ("CMC") for a total cash consideration of \$220,000.

On 31 March 2021, the Company acquired entire equity interest in CS Yoong Anaesthesiology and Pain Services Pte. Ltd. ("CSY") for a cash consideration of \$250,000.

The fair values of the identifiable assets and liabilities of CMC and CSY as at the date of acquisition were:

	CMC \$	CSY \$	Total \$
Other receivable	-	100	100
Net identifiable assets at fair value	-	100	100
Fair value of consideration paid			
- cash consideration	220,000	250,000	470,000
Goodwill arising from acquisition	220,000	249,900	469,900

Goodwill of \$469,900 (2020: \$6,003,176) arising from the acquisitions is attributable to expected synergies that can be achieved in integrating these subsidiaries into the Group's existing business such as expanding the Group's presence in Singapore and tapping on the subsidiaries' workforce expertise. These intangibles identified are subsumed into goodwill as they do not meet the recognition criteria for identifiable intangible assets. The goodwill are not to be deductible for tax purposes.

Revenue and profit/(loss) before tax for the financial year ended 30 June 2021 contributed by CMC, the business acquired by GMMP and CSY to the Group were as follows:

	CMC \$	CSY \$
Revenue	263,000	157,000
(Loss)/Profit before income tax	(92,000)	36,000

There is no impact to the Group's revenue and profit before tax if the acquisition had taken place at the beginning of the financial year ended 30 June 2021.

The effect of acquisition of subsidiaries on the consolidated statement of cash flows were as follows:

	2021 \$	2020 \$
Total purchase consideration	470,000	6,473,600
Less: Non-cash consideration	-	(6,473,600)
Less: Cash and cash equivalents of subsidiaries acquired	-	(412,711)
Net cash outflow/(inflow) from acquisitions	470,000	(412,711)

NOTES TO THE FINANCIAL STATEMENTS

For the financial year ended 30 June 2021

6. Investments in subsidiaries (Continued)

Struck off of subsidiaries

Horizon Paincare Pte. Ltd. ("HPPL"), Sen Paincare Pte. Ltd. ("SPPL), and Fernvale Paincare Pte. Ltd. ("FPPL") were previously classified as joint ventures became the subsidiaries of the Group on 5 July 2019 followed by the completion of the acquisition of HMC, AEF and Sen Med Holdings Pte. Ltd. which hold 40% of equity interest in HPPL, FPPL and SPPL respectively. These joint ventures were dormant and struck off on 23 September 2020. There is no impact to the Group's revenue and profit before tax should these entities had been consolidated into the consolidated statement of comprehensive income at the beginning of the financial year ended 30 June 2021 and 30 June 2020.

Non-controlling interests

The non-controlling interests of GMMP, RFP, MCPL and KMPC that are not 100% owned by the Group are considered to be insignificant to the Group.

7. Investments in associates

	Group		Company	
	2021	2020	2021	2020
	\$	\$	\$	\$
Unquoted equity investments, at cost	2,126,205	1,805,800	2,126,205	1,805,800
Share of post-acquisition results of associates, net of dividends	109,421	263,982	-	-
	<u>2,235,626</u>	<u>2,069,782</u>	<u>2,126,205</u>	<u>1,805,800</u>

At end of reporting period, the associates are as follows:

Name of company	Principal place of business	Principal activities	Effective equity interest	
			2021	2020
			%	%
Sen Med Holdings Pte. Ltd. ⁽¹⁾	Singapore	Investment holding	45	45
KCS Anaesthesia Services Pte. Ltd. ^{(2) (3)}	Singapore	Specialised medical services (anaesthesia service and paincare management)	40	-

NOTES TO THE FINANCIAL STATEMENTS

For the financial year ended 30 June 2021

7. Investments in associates (Continued)

At end of reporting period, the associates are as follows: (Continued)

Name of company	Principal place of business	Principal activities	Effective equity interest	
			2021 %	2020 %
<i>Held by Sen Med Holdings Pte. Ltd.</i>				
The Family Clinic @ Towner Pte. Ltd. ⁽¹⁾	Singapore	Operation of medical clinic and the provision of medical services	45	45
X-Ray + Medical Screening Pte. Ltd. ⁽¹⁾	Singapore	Provision of medical diagnostic imaging centres	45	45
Express Medical Pte. Ltd. ⁽¹⁾	Singapore	Operation of medical clinic and the provision of medical services	45	45

⁽¹⁾ Equity accounted based on the management's financial statements aligned to the Group's financial year

⁽²⁾ Equity accounted based on the management's financial statements

⁽³⁾ Audited by BDO LLP, Singapore

The principal activities of these associates are in line with the Group's strategy to grow in the medical related business.

The financial year end of Sen Med Holdings Pte. Ltd. ("SMH") is 31 March. For the purposes of applying the equity method of accounting, a realignment of financial statements from 31 March 2021 to 30 June 2021 was prepared by the management of SMH. The financial year end of KCS Anaesthesia Services Pte. Ltd. ("KCS") is 30 June.

Both associates had no contingent liabilities and capital commitments as at the end of the reporting period.

Acquisition of equity interest in associates

On 5 July 2019, the Company entered into RA to acquire 45% equity interest of SMH, a company incorporated in Singapore. The RA was amended and restated on 1 April 2020, whereby additional ordinary shares of the Company were issued to the vendor of SMH based on the financial performance contribution of the associate over the Group's unaudited profit after tax for the financial period from 1 July 2018 to 31 March 2020. The total consideration of \$1,570,800 which paid entirely by way of issuance of 11,550 of the Company's ordinary shares. The fair value of the financial asset at FVTPL which amounted to \$235,000 before the acquisition is re-measured as part of the cost of investment of associates.

On 2 December 2020, the Company acquired 40% of equity interest of KCS for a cash consideration of \$2,400,000. In connection with the acquisition, the Company was granted with call option to purchase remaining 60% equity interest in KCS from the vendor and a put option to sell its 40% equity interest in KCS to the vendor under the terms and conditions of call and put option deed in the acquisition arrangement. The vendor was also granted with a call option to purchase 60% equity interest in KCS from the Company. Further details on the call option and put option agreements are described in Note 10 to the financial statements.

NOTES TO THE FINANCIAL STATEMENTS

For the financial year ended 30 June 2021

7. Investments in associates (Continued)

Acquisition of equity interest in associates (Continued)

The fair values of the identifiable assets and liabilities of KCS as at the date of acquisition was:

	2021 \$
Current assets	441,701
Current liabilities	(360,258)
Net assets of the associate	<u>81,443</u>
Proportion of equity interest in the associate	40%
Proportion of share of net assets	<u>32,577</u>
Fair value of call and put options (Note 10)	2,079,595
Cash consideration	<u>2,400,000</u>
Goodwill arising from acquisition	<u><u>287,828</u></u>

Goodwill arising from current year acquisition which amounted to approximately \$287,828 (2020: \$1,758,606) is measured as the excess of aggregate consideration transferred over the fair value of identifiable net assets acquired, and the amount forms part of carrying amount of investments in associates.

At the end of the reporting period, the Group and the Company carried out a review of the recoverable amount of the carrying values of associates, as a result of indicators of impairment based on the existing performance of these associates during the financial year. The estimates of the recoverable amounts are determined based on value-in-use calculations. The key assumptions used in measuring value-in-use included revenue growth rates from 8% to 22% (2020: -35% to 75%), average gross margin of 66% to 79% (2020: 72%) and discount rate of 15% (2020: 15%). Arising from the assessment, no impairment loss was recognised on the investments in associates during the financial year.

Summarised financial information of associates

The summarised financial information below reflects the amounts presented in the financial statements of associates (and not the Group's share of those amounts), is as follows:

	KCS \$	SMH \$
2021		
Assets and liabilities		
Current assets	902,758	496,071
Non-current assets	-	633,283
Current liabilities	823,600	779,291
Non-current liabilities	-	-
Net assets	<u>79,158</u>	<u>350,063</u>
Income and expenses		
Revenue	753,132	1,854,573
Total comprehensive income	<u>397,713</u>	<u>258,563</u>
Dividend received	-	<u>270,000</u>

NOTES TO THE FINANCIAL STATEMENTS

For the financial year ended 30 June 2021

7. Investments in associates (Continued)

Summarised financial information of associates (Continued)

	SMH \$
2020	
Assets and liabilities	
Current assets	1,214,713
Non-current assets	870,810
Current liabilities	780,886
Non-current liabilities	613,135
Net assets	<u>691,502</u>
Income and expenses	
Revenue	2,701,648
Total comprehensive income	<u>586,626</u>
Dividend received	<u>-</u>

Reconciliation of summarised financial information presented, to the carrying amount of the Group's interest in associates, is as follows:

	KCS \$	SMH \$	Total \$
2021			
Net assets	79,158	350,063	
Proportion of Group's ownership	40%	45%	
Group's share of interest in associate	31,663	157,529	189,192
Add: Goodwill	287,828	1,758,606	2,046,434
Net carrying amount	<u>319,491</u>	<u>1,916,134</u>	<u>2,235,626</u>

	SMH \$
2020	
Net assets	691,502
Proportion of Group's ownership	45%
Group's share of interest in associate	311,176
Add: Goodwill	1,758,606
Net carrying amount	<u>2,069,782</u>

NOTES TO THE FINANCIAL STATEMENTS

For the financial year ended 30 June 2021

8. Financial asset at fair value through profit or loss (“FVTPL”)

	Group	
	2021	2020
	\$	\$
Investment in unquoted shares	-	-

Movements in the investment in unquoted shares were as follows:

	Group	
	2021	2020
	\$	\$
Balance at beginning of financial year	-	235,000
Disposal	-	(235,000)
Balance at end of financial year	-	-

The Group acquired 20% equity interest of SMH for cash consideration of \$630,000 on 1 March 2019. The Group was not involved in operating and financial activities of SMH, and did not have representation on the board of directors. They did not have direct or influence the operating and financial activities of SMH. The Group was only entitled to the rights of being a shareholder, and rights to vote for those matters that required under constitution. As such, the 20% equity interest in SMH was accounted for as a financial asset at fair value through profit and loss (“FVTPL”) in accordance to SFRS(I) 9.

On 21 June 2019, the Group received \$630,000 cash from the vendor and transferred legal title of 20% equity interest to the vendor. However, the Group did not derecognise the financial asset at fair value through profit or loss and recognised a fair value gain arising at 30 June 2019. The management is of the view that the Group holds the financial asset at fair value through profit or loss in substance because this is part of the arrangement with the vendor to exchange cash consideration with shares consideration of the ordinary shares of the Company subsequent to 30 June 2019.

On 5 July 2019, the Group underwent a restructuring exercise whereby the Group acquired 45% equity interest in SMH from the vendor. Subsequent to this acquisition, the management assessed that the Group has significant influence over SMH as the Group has power to participate in the financial and operating policy decisions in SMH. Consequently, the Group applied the use of the equity method for the investment in SMH from 5 July 2019. On the same date, the carrying amounts of the investment in SMH as financial asset at FVTPL were derecognised and were recognised as investment in associates.

NOTES TO THE FINANCIAL STATEMENTS

For the financial year ended 30 June 2021

9. Trade and other receivables

	Group		Company	
	2021	2020	2021	2020
	\$	\$	\$	\$
Non-current				
Other receivables				
- subsidiaries	-	-	135,209	-
Current				
Trade receivables				
- third parties	1,268,190	846,028	-	-
- associate	-	1,490	-	-
Less: Loss allowance on doubtful receivables	(75,129)	(56,242)	-	-
	1,193,061	791,276	-	-
Other receivables				
- third parties	22,470	26,169	8,166	-
- subsidiaries	-	-	2,960,802	2,890,560
- associates	160,650	-	160,000	-
Grant receivables in respect of Jobs Support Scheme ("JSS")	-	130,597	-	26,466
Deposits	100,222	17,861	15,700	5,028
Advance payment	58,500	-	-	-
Lease receivables	20,413	21,663	-	-
	1,555,316	987,566	3,144,668	2,922,054
Total	1,555,316	987,566	3,279,877	2,922,054

Lease receivables relate to a sublease of clinic premises which was classified as finance lease as disclosed in Note 2.18 to the financial statements.

Trade receivables are generally on 30 to 90 (2020: 30 to 90) days credit terms.

The non-trade amounts due from subsidiaries and associate are unsecured, non-interest bearing and repayable on demand.

The non-current amounts due from subsidiaries are non-trade in nature, unsecured, non-interest bearing, repayable after 12 months subsequent to the reporting date and are expected to be settled in cash. The fair value of the non-current amounts due from subsidiaries is within Level 3 of the fair value hierarchy. The management estimates the fair value of this non-current amounts due from subsidiaries using the market borrowing rate at 2% per annum at the end of the reporting period. The fair value of the non-current amounts due from subsidiaries are amounted to approximately \$129,958.

NOTES TO THE FINANCIAL STATEMENTS

For the financial year ended 30 June 2021

9. Trade and other receivables (Continued)

The grant receivables are related to JSS announced by the Singapore Government to provide wage support to employers to help them retain their local employees during this period of economic uncertainty. In determining the timing of recognition of the JSS grant income, the management evaluated the Group is impacted from April 2020 onwards following the circuit-breaker measure, hence grant income of \$238,503 (2020: \$212,411) is recognised during the financial year.

Loss allowance for receivables

Non-trade receivables from subsidiaries and associates

The Group has taken into account information that it has available internally about these subsidiaries' and associates' past, current and expected operating performance and cash flow position. The Group monitors and assesses at each reporting date for any indicator of significant increase in credit risk on the amount due from the respective subsidiaries, by considering their financial performance and results. At the end of the reporting period, the Group has assessed its subsidiaries' and associates' financial performance to meet the contractual cash flow obligation and is of the view that no expected credit loss allowance is required for non-trade amounts due from subsidiaries and associates. Amounts due from subsidiaries and associate are considered to be low credit risk and subject to immaterial credit loss. Credit risk for these assets has not increased significantly since their initial recognition.

Trade receivables

The Group determined, by reference to past default experience and expected credit losses ("ECL"), which incorporate forward looking estimates. In calculating the ECL rates, the Group considers historical loss rates for each aging bracket of customers and adjust for forward looking macroeconomic data that may affect the ability of the debtors to settle receivables.

However, the management has made specific provision for impairment loss of \$75,129 and \$56,242 for the financial years ended 30 June 2021 and 30 June 2020 respectively on individually impaired receivables after the assessment of the recoverability and extended credit terms being given.

At the end of the reporting period, the analysis of trade receivables and the carrying amount of allowances for impairment loss are as follows:

	ECL Weightage	Gross carrying amount \$	Loss allowance on receivables \$	Net carrying amount \$
Group				
2021				
Other customers collectively assessed				
Not past due	0%	1,073,843	-	1,073,843
Past due less than 1 month	0%	46,859	-	46,859
Past due 1 to 2 months	0%	26,613	-	26,613
Past due 2 to 3 months	0%	17,792	-	17,792
Past due over 3 months	0%	27,954	-	27,954
		1,193,061	-	1,193,061
Credit impaired customers		75,129	(75,129)	-
		1,268,190	(75,129)	1,193,061

NOTES TO THE FINANCIAL STATEMENTS

For the financial year ended 30 June 2021

9. Trade and other receivables (Continued)

Loss allowance for receivables (Continued)

Trade receivables (Continued)

	ECL Weightage	Gross carrying amount \$	Loss allowance on receivables \$	Net carrying amount \$
Group				
2020				
Other customers collectively assessed				
Not past due	0%	573,951	-	573,951
Past due less than 1 month	0%	79,001	-	79,001
Past due 1 to 2 months	0%	70,142	-	70,142
Past due 2 to 3 months	0%	24,727	-	24,727
Past due over 3 months	0%	43,455	-	43,455
		791,276	-	791,276
Credit impaired customers		56,242	(56,242)	-
		847,518	(56,242)	791,276

Movements in the loss allowance on receivables were as follows:

	Group	
	2021	2020
	\$	\$
Balance at beginning of financial year	56,242	78,461
Allowance made during the financial year	21,328	-
Allowance written back during the financial year	(2,441)	(22,219)
Balance at end of financial year	75,129	56,242

The currency profile of trade and other receivables as at the end of the reporting period is Singapore dollar.

10. Derivative financial assets/(liabilities)

	Group and Company	
	2021	2020
	\$	\$
Non-current assets		
Call option and put option	1,878,405	-
Non-current liabilities		
Call option	(2,444)	-

NOTES TO THE FINANCIAL STATEMENTS

For the financial year ended 30 June 2021

10. Derivative financial assets/(liabilities) (Continued)

	Group and Company			
	Derivative financial assets		Derivative financial liabilities	
	2021	2020	2021	2020
	\$	\$	\$	\$
Balance at beginning of financial year	-	-	-	-
Recognition of derivative financial instruments at initial recognition	-	-	-	(263,000)
<i>Call and put options</i>				
Recognition of derivative financial instruments at initial recognition through investment in associate (Note 7)	2,079,595	-	-	-
Recognition of derivative financial instruments at initial recognition through profit/loss	68,373	-	(8,301)	-
Fair value gain/(loss) on re-measurement	(269,563)	-	5,857	(404,000)
Derecognition of derivative financial instruments	-	-	-	667,000
Balance at end of financial year	1,878,405	-	(2,444)	-

Redeemable convertible loans ("RCL")

Derivative financial liabilities represent the fair value of the conversion option of the RCL. It is initially measured at fair value as at 30 July 2019 and subsequently re-measured as at date of re-measurement.

The Group and the Company entered into a deed of amendments to RCL agreement on 12 May 2020. The terms of the RCL was amended with effective from 1 April 2020 by fixing the issuance of number of conversion shares at 20,454,542 number of ordinary shares of the Company, such that the RCL qualified for "fixed-for-fixed" condition. The RCL was re-measured as a financial liability with an equity conversion feature and the derivative financial instrument was derecognised subsequent to the amendments and remeasurement.

Call option and put option

Call option and put options of KCS

- (i) The Company is granted with call option where the Company has the right to purchase 60% equity interest in KCS from the vendor based on eight times of average earnings per share based on the audited financial statements of KCS for the financial years from 2021 to 2023, during the period between 28 February 2023 to 28 May 2023.
- (ii) The Company is granted with put option where the Company has the right to sell the equity interest of KCS to the vendor at a sum of certain percentage of the purchase consideration paid, should KCS fail to meet its profit target. Profit target is agreed at the aggregate net operating profit after tax of KCS for profit target period from 1 March 2020 to 28 February 2023.

NOTES TO THE FINANCIAL STATEMENTS

For the financial year ended 30 June 2021

10. Derivative financial assets/(liabilities) (Continued)

Call option and put option (Continued)

Call option and put options of KCS (Continued)

- (iii) The Company has the right to sell to the vendor to its 40% equity interest in KCS should the vendor terminate his employment contract.

Call option and put option of GMMP

- (i) The Company is granted with option, where the Company has the right to purchase 49% equity interest in GMMP from the non-controlling interest from the period commencing thirty-six months after the completion of Sale and Purchase Agreement (“SPA”) of C.M.C Binjai’s acquisition, for thirty-six months. The exercise price is based on (a) number of call option shares multiplied by \$200,000 over total number of shares issued as at call option notice if net operating profit is less than \$200,000 or (b) 5 times of average earnings per share based on the latest audited financial statements of GMMP if latest audited net operating profit more than \$200,000.
- (ii) The Company is granted with put option, where the Company has the right to sell the Company’s 51% equity interest in GMMP to the vendor from the period commencing thirty-six months after the completion of SPA of C.M.C Binjai’s acquisition, for thirty-six months.
- (iii) The non-controlling interest is granted with a call option where the non-controlling interest has the right to purchase its 51% equity interest in GMMP from the Company should the Company fail to exercise the call option as described in point (i).

As at the end of the reporting period, the fair value of the above option has been remeasured using the Monte Carlo Pricing model and are considered as level 3 recurring fair value measurements as disclosed in Note 35.4 to the consolidated financial statements.

11. Inventories

	Group	
	2021	2020
	\$	\$
Medicine supplies	774,231	859,501

The cost of inventories recognised as an expense and comprise “inventories and consumables used and changes in inventories” line items in profit and loss amounted to \$2,291,757 (2020: \$2,195,193) for the financial year ended 30 June 2021.

12. Cash and bank balances

The currency profile of cash and bank balances of the Group and the Company as at the end of the reporting period is Singapore dollar.

NOTES TO THE FINANCIAL STATEMENTS

For the financial year ended 30 June 2021

13. Share capital

	Group and Company			
	2021	2020	2021	2020
			\$	\$
Issued and fully-paid	179,623,416	103,458	25,683,684	13,797,282

	Group and Company	
	Number of ordinary shares	\$
2021		
Issued and fully-paid		
Balance at beginning of financial year	103,458	13,797,282
Sub-division of shares ⁽ⁱ⁾	113,286,510	13,797,282
Issuance of consultancy fee shares ⁽ⁱⁱ⁾	3,636,364	400,000
Issuance of shares pursuant to the conversion of redeemable loans ⁽ⁱⁱⁱ⁾	20,454,542	2,700,000
Issuance of shares pursuant to an initial public offering exercise ^(iv)	24,246,000	5,334,120
Issuance of shares pursuant to a private placement ^(v)	18,000,000	3,960,000
Balance at end of financial year	179,623,416	26,191,402
Less : Share issue expenses ^(vi)	-	(507,718)
Total share capital	179,623,416	25,683,684

⁽ⁱ⁾ On 9 July 2020, the shareholders of the Company approved the sub-division of each existing ordinary shares into 113,286,510 ordinary shares in the issued share capital of the Company.

⁽ⁱⁱ⁾ On 13 July 2020, the Company increased its issued and fully paid-up share capital by way of allotment and issuance of 3,636,364 new ordinary shares at an issue price of \$0.11 per ordinary share amounting to \$400,000 as payment of consultancy fee.

⁽ⁱⁱⁱ⁾ On 13 July 2020, the redeemable convertible loan of \$2,700,000 provided by the pre-placement investors was converted into 20,454,542 new ordinary shares in the share capital of the Company at an issue price of \$0.132 per ordinary share.

^(iv) On 29 July 2020, the Company increased its issued and fully paid-up share capital by way of allotment and issuance of 24,246,000 new ordinary shares at an issue price of \$0.22 per ordinary share for cash consideration of \$5,334,120 pursuant to an initial public offering.

^(v) On 27 November 2020, the Company increased its issued and fully paid-up share capital by way of allotment and issuance of 18,000,000 new ordinary shares at an issue price of \$0.22 per ordinary share for cash consideration of \$3,960,000 pursuant to a private placement.

^(vi) Share issuance expenses consist of, among others, an allocation portion of professional fees paid to the consultant and independent auditors of the Company in respect of professional services rendered as consultancy service and independent reporting auditors respectively in connection with the Company's initial public offering. The allocation portion of professional fees amounted to \$60,000 and \$28,050 respectively.

NOTES TO THE FINANCIAL STATEMENTS

For the financial year ended 30 June 2021

13. Share capital (Continued)

	Group		Company	
	Number of ordinary shares	\$	Number of ordinary shares	\$
2020				
Issued and fully-paid				
Balance at beginning of financial year ⁽ⁱ⁾	6	6	2	2
Adjustment pursuant to restructuring exercise ⁽ⁱⁱ⁾	(4)	(4)	-	-
Issuance of ordinary shares pursuant to the acquisition of subsidiaries and associates ⁽ⁱⁱ⁾	9,998	13,597,280	9,998	13,597,280
Issuance of additional ordinary shares ⁽ⁱⁱⁱ⁾	90,000	-	90,000	-
Issuance of ordinary shares pursuant to the acquisition of trademarks ^(iv)	3,458	200,000	3,458	200,000
Balance at end of financial year	<u>103,458</u>	<u>13,797,282</u>	<u>103,458</u>	<u>13,797,282</u>

⁽ⁱ⁾ The share capital of the Group as at 1 July 2019 represents the issued and paid up capital of the Company and the aggregation of the Group's interest in the issued and paid up capital of all subsidiaries under common control.

⁽ⁱⁱ⁾ On 5 July 2019, the Company increase its issued and fully paid-up share capital by way of allotment and issuance of 9,998 new ordinary shares for a total consideration of \$13,597,280 as a result of the restructuring exercise. Pursuant to the restructuring exercise, the Company acquired entire equity interest in Paincare Center Pte. Ltd., Singapore Paincare Center @Novena Pte. Ltd., LCPL, HMC, AEF and AESK and 45% equity interest in SMH.

⁽ⁱⁱⁱ⁾ On 1 April 2020, the Company issued additional 90,000 ordinary shares of the Company to respective vendors of the subsidiaries and associates, in connection with certain adjustments, made attributable to the subsidiaries' and associates' unaudited profit after tax for the financial period from 1 July 2018 to 31 March 2020.

^(iv) On 7 April 2020, the Company increase its issued and fully paid-up share capital by way of allotment and issuance of 3,458 ordinary shares of the Company at an approximate issue price of \$58 per share as payment to an acquisition of trademark as disclosed in Note 5 to the financial statements.

The holders of ordinary shares are entitled to receive dividends as and when declared by the Company. All ordinary shares have no par value and carry one vote per share without restriction.

14. Merger reserve

Merger reserve represents the difference between the consideration paid and the issued and fully paid share capital of subsidiaries acquired under common control that are accounted for by applying the "pooling-of-interest" method.

15. Other reserve

	Group		Company	
	2021 \$	2020 \$	2021 \$	2020 \$
Equity component of RCL	177,484	177,484	177,484	177,484
Other reserve	-	-	235,000	235,000
	<u>177,484</u>	<u>177,484</u>	<u>412,484</u>	<u>412,484</u>

NOTES TO THE FINANCIAL STATEMENTS

For the financial year ended 30 June 2021

15. Other reserve (Continued)

Equity component of RCL

The amount of \$177,484 relates to the equity portion of the redeemable convertible loan ("RCL") issued to vendors to support the Company's listing process and working capital pursuant to the deed of amendments to RCL entered on 12 May 2020 as disclosed in Note 22 to the financial statements. The issuance of the Company's ordinary shares is fixed at 20,454,542, which was fully converted into ordinary shares of the Company on 13 July 2020.

Other reserve

Other reserve of the Company represents the transfer of equity investment in SMH which was classified as financial asset at FVTPL in its subsidiary, Paincare Center Pte. Ltd. On 5 July 2019, the gain on transfer of the financial asset at FVTPL to the Company is recognised as other reserve amounting to \$235,000 as it is considered as a transaction with owner.

16. Retained earnings

Movement in retained earnings/(accumulated loss) of the Company was as follows:

	Company	
	2021	2020
	\$	\$
Balance at beginning of financial year	1,171,422	(96,106)
Total comprehensive income for the financial year	1,597,946	1,267,528
Dividends	(1,131,364)	-
Balance at end of financial year	<u>1,638,004</u>	<u>1,171,422</u>

17. Bank borrowings

	Group		Company	
	2021	2020	2021	2020
	\$	\$	\$	\$
Current				
Temporary bridging loan I	57,758	-	-	-
Temporary bridging loan II	754,000	-	754,000	-
	<u>811,758</u>	<u>-</u>	<u>754,000</u>	<u>-</u>
Non-current				
Temporary bridging loan I	213,900	-	-	-
Temporary bridging loan II	2,630,000	-	2,630,000	-
	<u>2,843,900</u>	<u>-</u>	<u>2,630,000</u>	<u>-</u>
	<u>3,655,658</u>	<u>-</u>	<u>3,384,000</u>	<u>-</u>
Effective interest rate per annum				
Bank borrowings	<u>2 - 2.5%</u>	<u>-</u>	<u>2%</u>	<u>-</u>

NOTES TO THE FINANCIAL STATEMENTS

For the financial year ended 30 June 2021

17. Bank borrowings (Continued)

Temporary bridging loan I

Temporary bridging loan I is repayable over 60 monthly instalments comprising principal and interest. It is supported by deed of guarantee provided by the Company and a non-controlling interest.

Temporary bridging loan II

Temporary bridging loan II is repayable over 60 monthly instalments comprising principal and interest. It is supported by deed of guarantee provided by the certain subsidiaries of the Company. The temporary bridging loan II is subject to financial covenants imposed by the bank.

The carrying amount of the Group and Company's non-current term loan approximate its fair values as the current lending rate for similar types of lending arrangement is not materially different from the rate obtained by the Group and Company.

As at the end of the reporting period, the Group and Company have banking facilities as follows:

	Group		Company	
	2021	2020	2021	2020
	\$	\$	\$	\$
Banking facilities granted	3,800,000	-	3,500,000	-
Banking facilities utilised	3,800,000	-	3,500,000	-

The currency profile of the bank borrowings as at the end of the respective reporting periods is Singapore dollar.

18. Lease liabilities

	Group		Company	
	2021	2020	2021	2020
	\$	\$	\$	\$
Presented in statements of financial position				
- Current	661,911	591,243	54,347	26,397
- Non-current	1,370,218	1,479,965	46,244	34,638
	2,032,129	2,071,208	100,591	61,035
Balance at beginning of financial year	2,071,208	2,397,817	61,035	32,351
Additions	449,860	76,627	109,737	76,627
Lease modification	179,662	(193,131)	-	-
Lease termination	(38,846)	(24,998)	(38,846)	(24,998)
Arising from acquisition of subsidiaries	-	398,200	-	-
Interest expense	47,626	49,992	1,147	1,055
Lease payments				
- Principal portion	(629,755)	(583,307)	(31,335)	(22,945)
- Interest portion	(47,626)	(49,992)	(1,147)	(1,055)
Balance at end of financial year	2,032,129	2,071,208	100,591	61,035

NOTES TO THE FINANCIAL STATEMENTS

For the financial year ended 30 June 2021

18. Lease liabilities (Continued)

The maturity analysis of lease liabilities of the Group and the Company at the end of the reporting period are as follows:

	Group		Company	
	2021	2020	2021	2020
	\$	\$	\$	\$
Contractual undiscounted cash flows				
- Within one financial year	700,875	632,300	56,075	27,500
- After one financial year but within five financial years	1,400,629	1,534,400	46,729	35,200
- After five financial years	10,400	-	-	-
	<u>2,111,904</u>	<u>2,166,700</u>	<u>102,804</u>	<u>62,700</u>
Less: Future interest expense	(79,775)	(95,492)	(2,213)	(1,665)
Present value of lease liabilities	<u>2,032,129</u>	<u>2,071,208</u>	<u>100,591</u>	<u>61,035</u>

As at 30 June 2021, the average incremental borrowing rate applied in the lease was 2.28% (2020: 2.28%)

All leases are on a fixed repayment basis and no arrangements have been entered into for contingent rental payments.

Rental of storage space of the Group qualifies as low value assets and the Group also leases certain equipment on the short-term basis. The election of short-term leases is made by class of underlying assets with similar nature and use in the Group's operations whereas the low-value lease exemption is made on lease-by-lease basis.

The Group had total cash outflows for leases of \$679,971 (2020: \$636,458).

The currency profile of lease liabilities as at the end of the reporting period is Singapore dollar.

19. Deferred tax liabilities

	Group	
	2021	2021
	\$	\$
Balance at beginning of financial year	-	-
Arising from acquisition of subsidiaries	-	29,000
Credited to profit or loss	-	(29,000)
Balance at end of financial year	<u>-</u>	<u>-</u>

Deferred tax liabilities are attributable to temporary differences arising from accelerated tax depreciation computed at Singapore's income tax rate of 17% (2020: 17%).

NOTES TO THE FINANCIAL STATEMENTS

For the financial year ended 30 June 2021

20. Trade and other payables

	Group		Company	
	2021	2020	2021	2020
	\$	\$	\$	\$
Non-Current				
Other payables				
- non-controlling interests	127,867	-	-	-
Current				
Trade payables				
- third parties	82,538	101,961	-	-
Goods and services tax payable, net	157,649	98,900	31,548	-
	240,187	200,861	31,548	-
Other payables				
- third parties	323,039	325,329	70,748	165,373
- subsidiaries	-	-	53,346	39,104
Accrued expenses	447,026	289,030	165,716	65,925
Deferred grant income	-	124,823	-	22,685
Contract liabilities (Note 23(a))	28,501	28,191	-	-
	1,038,753	968,234	321,358	293,087
Total	1,166,620	968,234	321,358	293,087

Trade payables are unsecured, non-interest bearing and are normally settled between 30 to 60 days (2020: 30 to 60 days) credit terms.

The non-trade payables due to a non-controlling interests and subsidiaries are unsecured, non-interest bearing and repayable on demand.

The non-current amounts due to non-controlling interests of subsidiaries are non-trade in nature, unsecured, non-interest bearing, repayable after 12 months subsequent to the reporting date and are expected to be settled in cash. The fair value of the non-current amounts due to non-controlling interests of subsidiaries is within Level 3 of the fair value hierarchy. The management estimates the fair value of this non-current amounts due to non-controlling interests of subsidiaries using the market borrowing rate at 2% per annum at the end of the reporting period. The fair value of the non-current amounts due to non-controlling interests of the subsidiaries are amounted to approximately \$122,901.

Deferred grant income is in respect of Job Support Scheme details of which are disclosed in Note 9 to the financial statements.

The currency profile of trade and other payables as at the end of the reporting period is Singapore dollar.

NOTES TO THE FINANCIAL STATEMENTS

For the financial year ended 30 June 2021

21. Provisions

	Group	
	2021	2020
	\$	\$
<u>Provision for reinstatement cost</u>		
Balance at beginning of the financial year	29,530	-
Arising from acquisition of subsidiaries	-	29,348
Interest expense	187	182
Balance at end of financial year	29,717	29,530

The provision for reinstatement cost is the estimated cost of dismantlement, removal or restoration of plant and equipment arising from the acquisition or use of asset, which is capitalised and included in the cost of plant and equipment.

22. Redeemable convertible loans ("RCL")

	Group and Company	
	2021	2020
	\$	\$
Balance at beginning of financial year	2,554,906	-
Additions	-	2,700,000
Derivative financial instrument	-	(263,000)
Conversion into ordinary share	(2,700,000)	-
Interest expenses	145,094	117,906
Balance at end of financial year	-	2,554,906

On 30 July 2019, the Company entered into a convertible loan agreement with the RCL lenders for an aggregate sum of \$2,700,000. The RCL shall be converted into ordinary shares at the conversion price which is at a 40% discount to the placement price upon the conversion.

The salient features of the RCL are as follows:

- (i) the RCL will be mature on the day falling twenty four (24) months from the date of the Loan, or such other date as mutually agreed in writing between the Company and the lenders;
- (ii) the RCL constitute direct, general, unconditional, unsubordinated and unsecured obligations of the borrower and will rank pari passu without preference among themselves. The payment obligations of the Company under this Loan will at all times rank (i) in priority to any director and/or shareholder loans to the Company; and (ii) at least equally with all its other present and future unsecured and unsubordinated obligations;
- (iii) no interest shall be paid on the RCL if the initial public offering ("IPO") is completed on or before the maturity date;
- (iv) in the event that the IPO is not completed by maturity date or on the occurrence of events of defaults, the principal amount of the RCL shall be repaid upon the demand by the lenders in writing. The Company shall repay the principal amount of the RCL together with an amount of 10% per annum non-compounded, computed on the basis of a 365 day year and the actual number of days elapsed from the drawdown date to the date of repayment of the loan, over the principal amount of the RCL;

NOTES TO THE FINANCIAL STATEMENTS

For the financial year ended 30 June 2021

22. Redeemable convertible loans ("RCL") (Continued)

- (v) the entire RCL shall be converted into conversion shares upon the sponsor receiving the registration approval or at any time immediately after the Company has delivered to the lenders a conversion notice signed by an authorised signatory of the Company; and
- (vi) Upon the conversion of the RCL, the obligation to repay the RCL shall be deemed to be discharged by the Company and all rights accruing to the lenders shall thereby be extinguished.

The Group and the Company entered into a deed of amendments to RCL agreement on 12 May 2020. The terms of the RCL was amended with effective from 1 April 2020 by fixing the issuance of number of conversion shares at 20,454,542 number of ordinary shares of the Company, such that the RCL qualified for "fixed-for-fixed" condition. The RCL was re-measured as financial liability with an equity conversion feature. The conversion feature of \$177,484 is recognised in other reserve.

As at 30 June 2020, the RCL is classified as current liabilities as the conversion of RCL into share capital was on 13 July 2020.

The currency profile of RCL as at the end of the reporting period is Singapore dollar.

23. Revenue

	Group	
	2021	2020
	\$	\$
Provision of medical services, recognised at point in time	10,956,104	9,645,856

The revenue of the Group are all generated within Singapore.

- (a) Contract liabilities

The information about contract liabilities from contract with customers is disclosed as follows:

	Group	
	2021	2020
	\$	\$
Contract liabilities (Note 20)	28,501	28,191

Contract liabilities primarily relate to the Group's obligation to perform service to the patients for which the Group has received consideration in advance, and are recognised as revenue when the Group performs the services.

Changes in contract liabilities are highlighted as follows:

	Group	
	2021	2020
	\$	\$
Revenue recognised that was included in the contract liabilities balance at the beginning of the financial year	4,193	1,397

The contract liabilities of the Group are provision of medical services within the next 12 months hence, the allocation of aggregate transaction price to the remaining performance obligations and explanation on when the Group expects the revenue to be recognised are not disclosed.

NOTES TO THE FINANCIAL STATEMENTS

For the financial year ended 30 June 2021

24. Other income

	Group	
	2021	2020
	\$	\$
Government grants	344,506	273,354
Sponsorship income	15,500	22,522
Reversal of loss allowance on doubtful receivables	2,441	22,219
Management fees	–	18,500
Interest income	759	1,482
Listing grant	200,000	–
Chronic disease consultation incentive	35,250	–
Gain on remeasurement of RCL	–	489,516
Rental concession received	29,312	74,186
Other	33,140	12,990
	660,908	914,769

25. Employee benefits expenses

	Group	
	2021	2020
	\$	\$
Director fee	71,250	2,722
Salaries, bonuses and other short-term benefits	3,331,000	2,560,211
Employer's contributions to defined contribution plans	279,106	243,759
	3,681,356	2,806,692

Included in the employee benefits expenses were the remuneration of Directors of the Company, Directors of the subsidiaries and other key management personnel of the Group, as set out in Note 33 to the financial statements.

26. Depreciation and amortisation expenses

	Group	
	2021	2020
	\$	\$
Depreciation of plant and equipment	45,205	29,616
Depreciation of right-of-use assets	645,372	571,975
Amortisation of intangible assets	38,710	178,903
	729,287	780,494

NOTES TO THE FINANCIAL STATEMENTS

For the financial year ended 30 June 2021

27. Finance costs

	Group	
	2021	2020
	\$	\$
Bank borrowings	35,511	12,242
Interest arising from unwinding of the discount of provision of reinstatement cost	187	182
Lease interest expense	47,626	49,992
Redeemable convertible loan	145,094	117,906
	228,418	180,322

28. Profit before income tax

In addition to the charges and credits disclosed elsewhere in the notes to the financial statements, the above includes the following charges:

	Group	
	2021	2020
	\$	\$
<i>Other expenses</i>		
Professional fees	977,666	1,127,340
Audit fee		
- auditors of the Company	110,000	81,000
Non-audit fee		
- auditors of the Company	20,009	168,300
Administrative charges	218,271	185,093
Loss allowance on doubtful receivables	21,328	-
Marketing fees	50,902	39,189
Fair value loss on derivative financial instruments	203,634	404,000
Entertainment expenses	20,090	21,692
Credit card charges	35,322	29,935
Human resources expenses	70,850	61,500
Information technology expenses	34,008	49,799
Locum fee	137,318	38,855
Loss on lease modification	5,257	13,971
Lease expenses on:		
- short term leases	1,515	3,159
- low value assets	1,075	1,792
Advertising and promotion expenses	58,115	11,926
Printing and stationery	50,010	36,920
Small value asset expensed off	40,366	14,154
Subscription fees	26,163	14,809

NOTES TO THE FINANCIAL STATEMENTS

For the financial year ended 30 June 2021

29. Income tax expense

	Group	
	2021	2020
	\$	\$
Current income tax		
- current financial year	486,825	562,709
- over provision in prior financial years	(26,167)	(9,544)
	460,658	553,165
Deferred tax		
- current financial year	-	(29,000)
Total income tax expense recognised in profit or loss	460,658	524,165

Reconciliation of effective income tax rate

	Group	
	2021	2020
	\$	\$
Profit before income tax	2,619,154	2,401,760
Share of results of an associate, net of tax	(275,439)	(263,982)
	2,343,715	2,137,778
Income tax calculated at Singapore's statutory income tax rate of 17% (2020: 17%)	398,432	363,422
Tax effect of income not subject to tax	(41,072)	-
Tax effect of non-deductible expenses for income tax purposes	235,478	271,777
Corporate tax rebate and incentives	(104,248)	(104,550)
Over provision of current income tax in prior financial years	(26,167)	(9,544)
Others	(1,765)	3,060
	460,658	524,165

As at 30 June 2021, the Group has unutilised tax losses and capital allowance of approximately \$100,000 (2020: \$Nil) and \$25,000 (2020: \$Nil) respectively that are available to offset against future taxable profits of the Group, subject to the agreement of the tax authority and compliance with certain provisions of the tax legislation.

30. Earnings per share

The calculation for earnings per share is based on:

	Group	
	2021	2020
	\$	\$
Profit attributable to owners of the Company	2,199,840	1,877,595
Earnings per share		
- Basic (cents)	1.30	3.09
- Diluted (cents)	1.30	2.40

NOTES TO THE FINANCIAL STATEMENTS

For the financial year ended 30 June 2021

30. Earnings per share (Continued)

Basic earnings per share

The calculation of basic earnings per share for financial year ended 30 June 2021 are based on profit attributable to owners of the Company for the financial year ended 30 June 2021 divided by the weighted average number of ordinary shares in 30 June 2021.

The calculations of basic earnings per share for financial year ended 30 June 2020 are based on profit attributable to owners of the Company for the financial year ended 30 June 2020 divided by weighted average of ordinary shares in issue for the financial year ended 30 June 2020 computed based on 60,789,576 ordinary shares, assuming the share split exercise of sub-dividing each existing ordinary shares into 1,095 shares ("Share Split") occurred at the beginning of FY2020, adjusted for issue of (i) 6,113,385 ordinary shares (post Share Split) pursuant to restructuring exercise, which was issued on 5 July 2019, (ii) 98,550,000 ordinary shares (post Share Split), which was issued on 1 April 2020, and (iii) 3,786,510 ordinary shares (post Share Split) pursuant to acquisition of an intangible asset on 7 April 2020.

The number of ordinary shares used for the calculation of earnings per share in a common control combination, which is accounted for using merger accounting, as to aggregate of the number of shares of the Company whose shares are outstanding after combination.

Diluted earnings per share

The basic and fully dilutive EPS were the same as there are no dilutive ordinary shares in issue as at 30 June 2021.

The fully diluted earnings per share ("EPS") was adjusted for the impact from the RCL outstanding as at 30 June 2020. The weighted average number of ordinary shares in issue of 79,618,963 included the adjustment of the effect of redeemable convertible loan of 18,829,387 shares.

The calculation of basic and diluted EPS is based on the following data:

	2021	2020
	\$	\$
Earnings		
Profit attributable to owners of the Company and earnings used in basic EPS	2,199,840	1,877,595
Add: Finance costs in RCL	-	117,906
Less: Gain on remeasurement of RCL	-	(489,516)
Add: Fair value loss on derivative financial instrument	-	404,000
Earnings used in diluted EPS	<u>2,199,840</u>	<u>1,909,985</u>
	2021	2020
Number of shares		
Weighted-average number of shares used in basic EPS	169,441,729	60,789,576
Effect of conversion of RCL	-	18,829,387
Weighted-average number of ordinary shares used in diluted EPS	<u>169,441,729</u>	<u>79,618,963</u>

NOTES TO THE FINANCIAL STATEMENTS

For the financial year ended 30 June 2021

31. Dividends

	2021	2020
	\$	\$
Final tax exempt dividend of \$0.007 per ordinary share for the financial year ended 30 June 2020	1,131,364	-

The Board of Directors proposed that a final tax exempt dividend of \$0.0075 (2020: \$0.0070) per ordinary share amounting to \$1,347,176 (2020: \$1,131,364) to be paid for the financial year ended 30 June 2021. These dividends have not been recognised as a liability as at the end of the reporting period as it is subject to the approval of the shareholders at the Annual General Meeting.

32. Capital commitments

On 21 April 2021, MCPL entered into a sale and purchase agreement to acquire the business of Bishan Clinic & Surgery for cash consideration of \$585,000. As at 30 June 2021, a sum of \$58,500 was paid and included in advance payment as disclosed in Note 9 to the financial statements and the acquisition was not completed. As a result, the remaining purchase consideration after taking into account of inventories adjustment of \$525,000 is contracted for but not provided in the consolidated financial statements.

33. Significant related party transactions

For the purpose of these consolidated financial statements, parties are considered to be related to the Group and the Company if the Group and the Company have the ability, directly or indirectly, to control the party or exercise significant influence over the party in making financial and operating decisions, or vice versa, or where the Group or the Company and the party are subject to common control or common significant influence. Related parties may be individuals or other entities.

NOTES TO THE FINANCIAL STATEMENTS

For the financial year ended 30 June 2021

33. Significant related party transactions (Continued)

In addition to the related party information disclosed elsewhere in the financial statements, the following were significant related party transactions at rates and terms agreed between the Group and the Company with their related parties during the financial years:

	Group		Company	
	2021	2020	2021	2020
	\$	\$	\$	\$
With associates				
Management fee income	-	18,500	-	18,500
Sales	5,468	8,299	-	-
Purchases	5,805	1,180	-	-
Dividend income	-	-	430,000	-
Locum fee income	-	-	-	1,870
With subsidiaries				
Expenses paid on behalf by	-	-	439,044	331,146
Payment made on behalf of	-	-	188,521	-
Advances to	-	-	356,450	-
Management fee income	-	-	654,581	109,400
Salary recharge	-	-	3,000	-
Locum fee income	-	-	29,370	84,740
Dividend income	-	-	2,500,000	2,850,000
With related parties*				
Rental fee expense	397,288	373,414	-	-
Payment made on behalf of	-	37,912	-	-
With non-controlling interest				
Advances from	127,867	-	-	-
With Directors of the Company				
Rental fee expense	34,100	3,100	-	-
Assignment of bank borrowings	-	254,972	-	-

* Related parties refer to entities where the Company's director have beneficial interests.

The outstanding balances as at 30 June with related parties in respect of the above transactions are disclosed in Notes 9 and 20 to the financial statements. There are no outstanding balances with key management personnel.

Key management personnel are those persons having authority and responsibility for planning, directing and controlling the activities of the Group, directly and indirectly.

The remuneration of Directors and other key management personnel of the Group and the Company during the financial years ended 30 June 2021 and 30 June 2020 were as follows:

	Group		Company	
	2021	2020	2021	2020
	\$	\$	\$	\$
Short-term employee benefits	1,158,000	843,833	108,000	63,833
Post-employment benefits	36,720	37,627	12,240	8,047
Directors' fees	71,250	2,722	71,250	2,722
	1,265,970	884,182	191,490	74,602

NOTES TO THE FINANCIAL STATEMENTS

For the financial year ended 30 June 2021

34. Segment information

Business segment

Management monitors the operating results of the segment separately for the purposes of making decisions about resources to be allocated and assessment of performance. Segment performance is evaluated based on operating profit or loss which is similar to the accounting profit or loss.

The Group has only one primary business segment, which is the healthcare segment. Accordingly, no segmental information is prepared based on business segment as it is not meaningful.

Geographical information

During the financial years ended 30 June 2021 and 30 June 2020, the Group operated mainly in Singapore and all non-current assets were located in Singapore. Accordingly, an analysis of non-current assets and revenue of the Group by geographical distribution has not been presented.

Major customers

The Group's customers comprise mainly of individual patients. The Group is not reliant on any individual or corporate customer for its revenue and no one single customer accounted for 10% or more of the Group's total revenue for each of the reporting period.

35. Financial instruments, financial risks and capital management

The Group's and the Company's activities expose them to credit risks and liquidity risk arising in the ordinary course of business. The Group and the Company are not exposed to interest rate risk as they do not have significant interest bearing liabilities with variable interest as at end of reporting period. The Group and the Company are not exposed to foreign currency risk as all of their transactions are carried out in Singapore dollar. The Group's and the Company's overall risk management strategy seeks to minimise adverse effects from the volatility of financial markets on the Group's and the Company's financial performance.

The Board of Directors is responsible for setting the objectives and underlying principles of financial risk management for the Group and the Company. The Group's and the Company's management then establish the detailed policies such as risk identification and measurement, and exposure limits, in accordance with the objectives and underlying principles approved by the Board of Directors.

There has been no change to the Group's and the Company's exposure to these financial risks or the manner in which the risks are managed and measured.

35.1 Credit risks

Credit risks refer to the risk that counterparty will default on its contractual obligations resulting in a loss to the Group and the Company. The Group and the Company have adopted a policy of only dealing with creditworthy counterparties as a means of mitigating the risk of financial loss from defaults. The Group and the Company perform ongoing credit evaluation of its counterparties' financial condition and generally does not require collaterals. For lease receivables, the management has performed credit evaluation before entering into the sublease of the office space to the tenant. The Group adopts the policy of dealing only with reputable companies with high credit quality.

The Group's trade receivables are generally from third party administrators, hospitals and corporate clients.

As at 30 June 2021, the Group and the Company do not have significant credit exposure to any single counterparty or any group of counterparties having similar characteristics except for 3 (2020: 4) customers which represent 59% (2020: 58%) of total trade and other receivables.

NOTES TO THE FINANCIAL STATEMENTS

For the financial year ended 30 June 2021

35. Financial instruments, financial risks and capital management (Continued)

35.1 Credit risks (Continued)

The carrying amounts of financial assets recorded in the financial statements, grossed up for any allowances for losses, and the financial guarantees issued by the Company for the subsidiaries' Temporary Bridging Loan I as disclosed in Note 17 to the financial statements represents the Group's and the Company's maximum exposure to credit risks.

The Group's and the Company's major classes of financial assets are trade and other receivables and cash and bank balances.

Further disclosures regarding trade and other receivables, which are neither past due nor impaired are provided in Note 9 to the financial statements.

Credit risk also arises from cash and bank balances with banks. The Group and the Company held cash and bank balances of \$15,839,538 as at 30 June 2021 (30 June 2020: \$4,953,967). The bank balances are held with banks, which are rated Aa1 (30 June 2020: Aa1), based on Moody's ratings. Impairment on cash and cash equivalents has been measured on the 12-month expected loss basis and reflects the short maturities of the exposures. The Group and the Company consider that their cash and cash equivalents have low credit risk based on the external credit ratings of the counterparties.

35.2 Liquidity risks

Liquidity risks refer to the risks in which the Group and the Company encounter difficulties in meeting their short-term obligations. Liquidity risks are managed by matching the payment and receipt cycle.

The Group and the Company actively manage their operating cash flows so as to ensure that all payment needs are met. As part of its overall prudent liquidity management, the Group and the Company maintain sufficient levels of cash to meet their working capital requirements.

Contractual maturity analysis

The following tables detail the Group's and the Company's remaining contractual maturity for their non-derivative financial instruments. The tables have been drawn up based on undiscounted cash flows of financial instruments based on the earlier of the contractual date or when the Group and the Company are expected to pay.

	Within one financial year \$	After one financial year but within five financial years \$	After five financial year \$	Total \$
Group				
2021				
Trade and other payables	852,603	127,867	-	980,470
Lease liabilities	700,875	1,400,629	10,400	2,111,904
Bank borrowings	820,031	2,949,819	-	3,769,850
Total undiscounted financial liabilities	2,373,509	4,478,315	10,400	6,862,224
2020				
Trade and other payables	716,320	-	-	716,320
Lease liabilities	632,300	1,534,400	-	2,166,700
Redeemable convertible loan	2,700,000	-	-	2,700,000
Total undiscounted financial liabilities	4,048,620	1,534,400	-	5,583,020

NOTES TO THE FINANCIAL STATEMENTS

For the financial year ended 30 June 2021

35. Financial instruments, financial risks and capital management (Continued)

35.2 Liquidity risks (Continued)

Contractual maturity analysis (Continued)

	Within one financial year \$	After one financial year but within five financial years \$	Total \$
Company			
2021			
Trade and other payables	289,810	-	289,810
Lease liabilities	56,075	46,729	102,804
Bank borrowings	756,140	2,731,527	3,487,667
Total undiscounted financial liabilities	<u>1,102,025</u>	<u>2,778,256</u>	<u>3,880,281</u>
Financial corporate guarantee	29,457	109,089	138,546
2020			
Trade and other payables	270,402	-	270,402
Lease liabilities	27,500	35,200	62,700
Redeemable convertible loan	2,700,000	-	2,700,000
Total undiscounted financial liabilities	<u>2,997,902</u>	<u>35,200</u>	<u>3,033,102</u>

35.3 Capital management policies and objectives

The Group and the Company manage capital to ensure that the Group and the Company are able to continue as a going concern and maintain an optimal capital structure so as to maximise shareholders' value.

The Group and the Company manage their capital structure which consist of equity attributable to owners of the parent, comprising issued share capital, merger reserve, other reserve and retained earnings as disclosed in Notes 13, 14, 15 and 16 to the financial statements and make adjustments to it, in light with changes in economic conditions. To maintain or adjust the capital structure, the Group and the Company may adjust the dividend payment to shareholders or issue new shares. No changes were made in the objectives, policies or processes during the financial years ended 30 June 2021 and 30 June 2020.

The Group and the Company monitors capital based on a gearing ratio, which is net debt divided by total equity. The Group's net debt includes RCL, and bank borrowings less cash and bank balances. Equity attributable to the owners of the Company comprises share capital and retained earnings.

NOTES TO THE FINANCIAL STATEMENTS

For the financial year ended 30 June 2021

35. Financial instruments, financial risks and capital management (Continued)

35.3 Capital management policies and objectives (Continued)

	Group		Company	
	2021	2020	2021	2020
	\$	\$	\$	\$
RCL	-	2,554,906	-	2,554,906
Bank borrowings	3,655,658	-	3,384,000	-
Less: Cash and cash equivalents	(15,839,538)	(4,953,967)	(11,710,975)	(1,286,499)
Net (cash)/debt	(12,183,880)	(2,399,061)	(8,326,975)	1,268,407
Total equity	23,514,282	10,600,570	27,734,172	15,381,188
Gearing ratio (%)	n.m.	n.m.	n.m.	8%

The Group and the Company are subject to and have complied with financial covenants for the financial year ended 30 June 2021.

The Group and the Company did not have any externally imposed capital requirements for the financial year ended 30 June 2020.

n.m. - Not meaningful as the Group and the Company are in net cash position.

35.4 Fair value of financial assets and financial liabilities

The fair values of financial assets and financial liabilities are determined as follows:

- the fair value of financial assets and financial liabilities with standard terms and conditions and traded on active liquid markets are determined with reference to quoted market prices; and
- the fair value of other financial assets and other financial liabilities (excluding derivative instruments) are determined in accordance with generally accepted pricing models based on discounted cash flow analysis.

Fair value hierarchy

The Group and the Company classify fair value measurements using a fair value hierarchy that reflects the significance of the inputs used in making the measurements. The fair value hierarchy has the following levels:

- Level 1 - quoted prices (unadjusted) in active markets for identical assets or liabilities;
- Level 2 - inputs other than quoted prices included within Level 1 that are observable for the asset or liability, either directly (i.e. as prices) or indirectly (i.e. derived from prices); and
- Level 3 - inputs for the asset or liability that are not based on observable market data (unobservable inputs).

NOTES TO THE FINANCIAL STATEMENTS

For the financial year ended 30 June 2021

35. Financial instruments, financial risks and capital management (Continued)

35.4 Fair value of financial assets and financial liabilities (Continued)

Fair value of financial instruments carried at fair value

The fair value of the financial asset carried at fair value in relation to the financial asset at FVTPL is disclosed in Note 8 to the financial statements.

The table below classified financial instruments carried at fair value by level of fair value hierarchy as at the end of the reporting period:

	Fair value measurements using			
	Level 1	Level 2	Level 3	Total
	\$	\$	\$	\$
Group and Company				
2021				
Derivative financial assets	-	-	1,878,405	1,878,405
Derivative financial liabilities	-	-	2,444	2,444

There were no transfers between levels during the financial year and no changes in the valuation techniques of the various classes of financial assets and financial liabilities during the financial years ended 30 June 2021 and 30 June 2020.

The valuation technique and significant unobservable inputs used in determining the fair value measurement of level 3 financial instruments, as well as the relationship between key unobservable inputs and fair value, are set out in the table below.

Financial instruments	Valuation techniques used	Significant unobservable inputs	Average rate		Relationship between key unobservable inputs and fair value
			2021	2020	
			Call and put option	Monte Carlo model	
		Price-to-earnings ratio	18.1%	-	An increase in the price-to-earnings ratio would result in an increase in fair value.

Fair value of financial instruments that are not carried at fair value and whose carrying amounts approximate their fair values

The carrying amounts of current financial assets and financial liabilities approximate their respective fair values due to the relatively short-term maturity of these financial instruments. The carrying amounts of the bank borrowings approximate their fair values as the interest rate of the borrowings approximates the market lending rate for similar types of loan as at the end of the reporting period. The fair value of non-current receivables and non-current other payables are disclosed in Notes 9 and 20 to the financial statements.

The carrying amounts of the non-current financial liabilities that are not carried at fair value in relation to non-trade payables and bank borrowings approximate its carrying amount as disclosed in Note 20 and 17 to the financial statements.

NOTES TO THE FINANCIAL STATEMENTS

For the financial year ended 30 June 2021

35. Financial instruments, financial risks and capital management (Continued)

35.4 Fair value of financial assets and financial liabilities (Continued)

Valuation policies and procedures

Management oversees the Group's financial reporting valuation process and is responsible for setting and documenting of the Group's valuation policies and procedures.

For all significant financial reporting valuations using valuation models and significant unobservable inputs, it is the Group's policy to engage external valuation experts to perform the valuation. Management is responsible for selecting and engaging valuation experts that possess the relevant credentials and knowledge on the subject of valuation, valuation methodologies, and SFRS(I) 13 *Fair Value Measurement* guidance.

For valuations performed by external valuation experts, the management reviews the appropriateness of the valuation methodologies and assumptions adopted. The management also evaluates the appropriateness and reliability of the inputs used in the valuations.

35.5 Categories of financial instruments

The following table sets out the financial instruments as at the end of the reporting period:

	Group		Company	
	2021	2020	2021	2020
	\$	\$	\$	\$
Financial assets				
At amortised cost	17,336,354	5,810,936	14,990,852	4,182,087
Financial asset at FVTPL	1,878,405	-	1,878,405	-
	<u>19,214,759</u>	<u>5,810,936</u>	<u>16,869,257</u>	<u>4,182,087</u>
Financial liabilities				
Other financial liabilities, at amortised cost	6,668,257	5,342,434	3,774,401	2,886,343
Financial liabilities at FVTPL	2,444	-	2,444	-
	<u>6,670,701</u>	<u>5,342,434</u>	<u>3,776,845</u>	<u>2,886,343</u>

36. Events after the reporting period

As disclosed in Note 32 to the financial statements, MCPL had entered into a sale and purchase agreement but the acquisition of the business is not completed as at the end of the reporting period. Management determined that the Group obtained control over the business after the end of the reporting period and hence, did not recognise it as an investment.

The Group paid the remaining cash consideration of \$525,000 to the vendor on 1 July 2021.

The Group is in the midst of finalising the purchase price allocation report of this acquisition. Accordingly, no disclosure on the effect of the acquisition has been made under the requirements of SFRS(I) 3 Business Combinations as the fair value of the net assets of the acquiree is not determinable as at the date of this report.

From the date of acquisition to date of authorisation of financial statements, the business' revenue or profit before tax contribution to the Group is insignificant. There will be no impact to the Group's profit and revenue for the financial year even if the combination had taken place at the beginning of the financial year.

NOTES TO THE FINANCIAL STATEMENTS

For the financial year ended 30 June 2021

37. Effect of Covid-19 outbreak on operations

Singapore is making good progress vaccinating the entire population. However, significant risks and uncertainties in the Covid-19 situation remains, considering the larger than usual degree of uncertainty over the course of Covid-19 pandemic globally.

The Group's associated company is experiencing a decrease in demand for health screening services and general medical services attributed by border controls which restricted the entry of new foreign workers and the waiver of requirement for foreign workers to undertake an annual health screening check.

Nevertheless, as the Group generally remain essential medical healthcare services, the Covid-19 situation is not expected to have material adverse impact on the Group's financial and business operations as a whole.

SHAREHOLDINGS STATISTICS

As at 16 September 2021

SHAREHOLDERS' INFORMATION AS AT 16 SEPTEMBER 2021

Class of Shares:	Ordinary
Number of issued and Paid-Up shares:	179,623,416
Voting Rights:	One votes per share

There are no treasury shares or subsidiary holdings as at 16 September 2021.

STATISTICS OF SHAREHOLDINGS

Size of Shareholding	Number of Shareholders	%	Number of Shares	%
100 - 1,000	16	7.96	12,200	0.01
1,001 - 10,000	52	25.87	321,300	0.18
10,001 - 1,000,000	115	57.21	14,284,301	7.95
1,000,001 AND ABOVE	18	8.96	165,005,615	91.86
	201	100.00	179,623,416	100.00

SUBSTANTIAL SHAREHOLDERS

(As recorded in the Registrar of Substantial Shareholders)

	Direct Interest	%	Deemed Interest	%
Lee Mun Kam Bernard	48,508,500	27.01	-	-
Sian Chay Medical Institution	28,335,900	15.78	-	-
Loh Foo Keong Jeffrey	27,659,700	15.40	-	-
Jitendra Kumar Sen	12,647,250	7.04	-	-

SHAREHOLDINGS STATISTICS

As at 16 September 2021

TWENTY LARGEST SHAREHOLDERS

No.	Name of Shareholders	Number of Shares	%
1	LEE MUN KAM BERNARD	48,508,500	27.01
2	SIAN CHAY MEDICAL INSTITUTION	28,335,900	15.78
3	LOH FOO KEONG JEFFREY	27,659,700	15.40
4	JITENDRA KUMAR SEN	12,647,250	7.04
5	WONG SHING YIP	7,864,290	4.38
6	HC SURGICAL SPECIALISTS LIMITED	5,937,090	3.31
7	UOB KAY HIAN PRIVATE LIMITED	5,230,500	2.91
8	HUANG GUOLIANG, EUGENE	4,964,730	2.76
9	LIM EWE GHEE	3,787,878	2.11
10	OCBC SECURITIES PRIVATE LIMITED	2,949,100	1.64
11	CHEE HSING GARY ANDREW	2,852,475	1.59
12	LEE PENG KHOW	2,852,475	1.59
13	SHINEX CAPITAL PTE LTD	2,338,908	1.30
14	MEDINEX LIMITED	2,272,728	1.27
15	SIA LING SING	2,272,727	1.27
16	BNP PARIBAS NOMINEES SINGAPORE PTE. LTD.	2,046,364	1.14
17	CITIBANK NOMINEES SINGAPORE PTE LTD	1,350,000	0.75
18	LIM SOON HUAT	1,135,000	0.63
19	LEONG KWOK WAH	1,000,000	0.56
20	YEO KHEE SENG BENNY	1,000,000	0.56
	TOTAL	167,005,615	93.00

SHAREHOLDING HELD IN HANDS OF PUBLIC

Based on information available to the Company as at 16 September 2021, approximately 24.45% of the issued ordinary shares of the Company is held by the public and therefore, Rule 723 of the Listing Manual Section B: Rule of Catalist is complied with.

NOTICE OF ANNUAL GENERAL MEETING

NOTICE IS HEREBY GIVEN that the Annual General Meeting (“**Meeting**”) of **SINGAPORE PAINCARE HOLDINGS LIMITED** (“the **Company**”) will be held by way of electronic means (via live audio-visual webcast or live audio-only stream) on Friday, 15 October 2021 at 4.00 p.m. to transact the following businesses:

AS ORDINARY BUSINESS

1. To receive and adopt the Directors’ Statement and the Audited Financial Statements of the Company for the financial year ended 30 June 2021 together with the Independent Auditors’ Report thereon. **(Resolution 1)**
2. To declare a final dividend (tax-exempt one-tier) of \$0.0075 per ordinary share for the financial year ended 30 June 2021 (FY2020: \$0.007 per ordinary share). **(Resolution 2)**
3. To approve the payment of Directors’ Fees of S\$71,250 for the financial year ended 30 June 2021 (FY2020: \$2,722). **(Resolution 3)**
4. To re-elect the following Directors of the Company retiring in accordance with the Constitution of the Company:

Dr. Loh Foo Keong Jeffrey	(Regulation 97)	(Resolution 4)
Mr. Chong Weng Hoe	(Regulation 97)	(Resolution 5)
Dr. Lim Kah Meng	(Regulation 103)	(Resolution 6)

(See Explanatory Note (i))
5. To re-appoint Messrs BDO LLP as the Independent Auditor of the Company and to authorise the Directors to fix their remuneration. **(Resolution 7)**
6. To transact any other ordinary business which may properly be transacted at a Meeting.

AS SPECIAL BUSINESS

To consider and if thought fit, to pass the following ordinary resolutions, with or without any modification:

7. **Authority to allot and issue shares**
 - (a) That pursuant to Section 161 of the Companies Act, Chapter 50 of Singapore (the “**Act**”) and Rule 806 of the Singapore Exchange Securities Trading Limited (“**SGX-ST**”) Listing Manual Section B: Rules of Catalist (“**Catalist Rules**”), the Directors of the Company be authorised and empowered to:
 - (i) allot and issue shares in the capital of the Company (“**Shares**”) whether by way of rights, bonus or otherwise; and/or
 - (ii) make or grant offers, agreements or options (collectively, “**Instruments**”) that might or would require Shares to be issued, including but not limited to the creation and issue of (as well as adjustments to) options, warrants, debentures or other instruments convertible into Shares,at any time and upon such terms and conditions and for such purposes and to such persons as the Directors of the Company may in their absolute discretion deem fit; and
 - (b) (notwithstanding that the authority conferred by this Resolution may have ceased to be in force) issue Shares in pursuance of any Instruments made or granted by the Directors of the Company while this Resolution was in force,

NOTICE OF ANNUAL GENERAL MEETING

provided that:

- (1) the aggregate number of Shares to be issued pursuant to this Resolution (including Shares to be issued in pursuance of the Instruments, made or granted pursuant to this Resolution) shall not exceed one hundred per centum (100%) of the total number of issued Shares (excluding treasury shares and subsidiary holdings, if any) in the capital of the Company (as calculated in accordance with sub-paragraph (2) below), of which the aggregate number of shares to be issued other than on a pro rata basis to existing shareholders of the Company shall not exceed fifty per centum (50%) of the total number of issued shares (excluding treasury shares and subsidiary holdings, if any) in the capital of the Company (as calculated in accordance with sub-paragraph (2) below);
- (2) (subject to such calculation as may be prescribed by the SGX-ST) for the purpose of determining the aggregate number of Shares that may be issued under sub-paragraph (1) above, the percentage of the total number of issued Shares in the capital of the Company (excluding treasury shares and subsidiary holdings, if any) shall be calculated based on the total number of issued Shares in the capital of the Company (excluding treasury shares and subsidiary holdings, if any) at the time of the passing of this Resolution, after adjusting for:
 - (a) new Shares arising from the conversion or exercise of the Instruments or any convertible securities outstanding at the time of passing of this Resolution;
 - (b) (where applicable) new Shares arising from the exercise of share options or vesting of share awards outstanding or subsisting at the time of passing this Resolution, provided that such share options or share awards (as the case may be) were granted in compliance with the Catalist Rules; and
 - (c) any subsequent bonus issue, consolidation or subdivision of Shares;
- (3) in exercising the authority conferred by this Resolution, the Company shall comply with the provisions of the Catalist Rules for the time being in force (unless such compliance has been waived by the SGX-ST), all applicable legal requirements under the Act and the Constitution of the Company; and
- (4) unless revoked or varied by the Company in a general meeting, such authority shall continue to be in force until the conclusion of the next annual general meeting of the Company or the date by which the next annual general meeting of the Company is required by law to be held, whichever is earlier.
(See Explanatory Note (ii))

(Resolution 8)

8. **Authority to offer and grant options and to allot and issue shares pursuant to the SPCH Employee Share Option Scheme (the "Share Option Scheme")**

That pursuant to Section 161 of the Act, authority be and is hereby given to the Directors of the Company to allot and issue from time to time such number of Shares as may be required to be issued pursuant to the exercise of options under the Share Option Scheme provided always that the aggregate number of new shares to be allotted and issued pursuant to the Share Option Scheme, SPCH Performance Share Plan, and all options granted under any other share option, share incentive, performance share or restricted share plan implemented by the Company shall not exceed fifteen per centum (15%) of the total number of issued shares in the capital of the Company (excluding treasury shares and subsidiary holdings, if any) on the day immediately preceding the date of offer of the employee share options.

(See Explanatory Note (iii))

(Resolution 9)

NOTICE OF ANNUAL GENERAL MEETING

9. Authority to allot and issue shares under the SPCH Performance Share Plan

That pursuant to Section 161 of the Act, the Directors of the Company be authorised and empowered to offer and grant awards in accordance with the provisions of the SPCH Performance Share Plan and to allot and issue from time to time, such number of shares in the capital of the Company as may be required to be allotted and issued pursuant to the vesting of awards under the SPCH Performance Share Plan, provided always that the aggregate number of shares issued and issuable pursuant to vesting of awards granted under the SPCH Performance Share Plan, when added to (i) the number of shares issued and issuable in respect of all awards granted or awarded thereunder; and (ii) all shares issued and issuable in respect of all options granted or awards granted under the Share Option Scheme, all options granted under any other share option, share incentive, performance share or restricted share plan implemented by the Company for the time being in force, shall not exceed fifteen per centum (15%) of the total number of issued shares in the capital of the Company (excluding treasury shares and subsidiary holdings, if any) on the day preceding the relevant date of the award.

(See Explanatory Note (iii))

(Resolution 10)

By Order of the Board

Wong Yoen Har
Company Secretary

30 September 2021

Explanatory Notes:

- (i) Dr. Loh Foo Keong Jeffrey will, upon re-election as Director of the Company, remain as Executive Director and Chief Operating Officer of the Company.

Mr. Chong Weng Hoe will, upon re-election as Director of the Company, remain as Chairman of the Remuneration Committee and a member of the Audit Committee and Nominating Committee. The Board considers Mr. Chong to be independent for the purpose of Rule 704(7) of the Catalist Rules.

Dr. Lim Kah Meng will, upon re-election as Director of the Company, remain as Independent Non-Executive Director. The Board considers Dr. Lim to be independent for the purpose of Rule 704(7) of the Catalist Rules.

Key information on the retiring directors can be found on pages 121 to 127 of the Annual Report.

- (ii) The Ordinary Resolution 8, if passed, will empower the Directors of the Company, effective until the conclusion of the next annual general meeting of the Company, or the date by which the next annual general meeting of the Company is required by law to be held or such authority is varied or revoked by the Company in a general meeting, whichever is the earlier, to issue Shares, make or grant Instruments convertible into Shares and to issue Shares pursuant to such Instruments, up to a number not exceeding, in total, 100% of the total number of issued shares in the capital of the Company (excluding treasury shares and subsidiary holdings, if any), of which up to 50% may be issued other than on a pro-rata basis to shareholders.

For determining the aggregate number of shares that may be issued, the total number of issued Shares (excluding treasury shares and subsidiary holdings, if any) will be calculated based on the total number of issued Shares in the capital of the Company (excluding treasury shares and subsidiary holdings) at the time this Ordinary Resolution is passed after adjusting for new shares arising from the conversion or exercise of any convertible securities or share options or vesting of share awards which are outstanding or subsisting at the time when this Ordinary Resolution is passed and any subsequent bonus issue, consolidation or subdivision of Shares.

- (iii) The Ordinary Resolutions 9 and 10, if passed, will empower the Directors to grant options under the Share Option Scheme as well as to offer and award shares pursuant to the SPCH Performance Share Plan, provided that the aggregate number of shares to be issued shall not exceed fifteen per centum (15%) of the total number of issued shares in capital of the Company (excluding treasury shares and subsidiary holdings, if any) from time to time.

NOTICE OF ANNUAL GENERAL MEETING

IMPORTANT

The following documents can be accessed at www.sgpaincareholdings.com/investor-relations or on the SGX website at the URL <https://www.sgx.com/securities/company-announcements>:

- **Annual Report for the financial year ended 30 June 2021**
- **Proxy Form**

Notes:

- (1) The Annual General Meeting (the “**Meeting**”) is being convened, and will be held, by way of electronic means pursuant to the COVID-19 (Temporary Measures) (Alternative Arrangements for Meetings for Companies, Variable Capital Companies, Business Trusts, Unit Trusts and Debenture Holders) Order 2020.
- (2) **Due to the current COVID-19 restriction orders in Singapore, a member will not be able to attend the Meeting in person.** Alternative arrangements relating to, among others, attendance at the Meeting via electronic means (including arrangements by which the meeting can be electronically accessed via live audio-visual webcast or live audio-only stream), submission of questions in advance of the Meeting, addressing of substantial and relevant questions at or prior to the Meeting and voting by appointing the Chairman of the Meeting as proxy at the Meeting have been put in place. A quorum shall be formed by 2 members of the company being present.
- (3) Shareholders who wish to watch the live webcast or listen to the live audio feed must pre-register at <https://bit.ly/singaporepaincareAGM2021> by **4.00 p.m. on 12 October 2021** (the “**Registration Deadline**”) to enable the Company to authenticate the Shareholders’ status.

Authenticated Shareholders will receive an email confirmation by **12.00 p.m. on 14 October 2021** which contains instructions to access the live webcast or live audio feed. Authenticated Shareholders must not forward the email to other persons who are not shareholders and who are not entitled to participate in the Meeting proceedings. Authenticated Shareholders who have registered by the Registration Deadline but do not receive an email by **12.00 p.m. on 14 October 2021** should contact the Company by email at AGM.TeamE@boardroomlimited.com or call the general telephone number at +65 6536 5355 during Monday to Friday between 9:00 a.m. to 5:00 p.m. for assistance. The Company advises all shareholders to register as early as possible.

Investors who hold their Shares through relevant intermediaries as defined in Section 181 of the Act (including Supplementary Retirement Scheme (“**SRS**”) investors), should approach their respective relevant intermediaries (including SRS operators) to pre-register for the Meeting via live webcast or live audio.

- (4) Shareholders may also submit questions related to resolutions to be tabled at the Meeting in the following manner:
 - (a) if submitted by post, to the Company’s office at 101 Cecil Street #10-01 Tong Eng Building, Singapore 069533; or
 - (b) if submitted electronically, be submitted via email to AGM.TeamE@boardroomlimited.com.

All questions for the Meeting must be submitted by **4.00 p.m. on 11 October 2021**.

Please note that Shareholders will not be able to ask questions during the live webcast and the live audio feed. It is therefore important for Shareholders to pre-register their participation and submit their questions early.

The Board of Directors of the Company will endeavour to address all substantial and relevant questions received from Shareholders prior to the Meeting by publishing the responses to those questions on SGXNET at URL <https://www.sgx.com/securities/company-announcements> and the Company’s website at URL <https://www.sgpaincareholdings.com/investor-relations>. Where substantial relevant questions submitted by Shareholders are unable to be addressed prior to the Meeting, the Company will address them during the Meeting through the live webcast and live audio feed.

The Company shall only address relevant and substantial questions (as may be determined by the Company in its sole discretion) received. The Company will publish the minutes of the Meeting on SGXNET and the Company’s website within one month from the date of the Meeting.

NOTICE OF ANNUAL GENERAL MEETING

- (5) **A member (whether individual or corporate) must appoint the Chairman of the Meeting as his/her/its proxy to attend, speak and vote on his/her/its behalf at the Meeting if such member wishes to exercise his/her/its voting rights at the Meeting.**

In appointing the Chairman of the Meeting as proxy, a member of the Company (whether individual or corporate) must give specific instructions as to voting, or abstentions from voting, in respect of a resolution in the form of proxy, failing which the appointment of the Chairman of the Meeting as proxy for that resolution will be treated as invalid.

For SRS investors who have used their SRS monies to buy Shares in the Company, the proxy form is not valid for use and shall be ineffective for all intents and purposes if used or purported to be used by them. SRS investors should contact their respective SRS Operators if they have any queries regarding appointing the Chairman of the Meeting as proxy and to submit their voting instructions no later than **4.00 p.m. on 5 October 2021**, in order to allow sufficient time for their respective SRS Operators to in turn submit a proxy form to appoint the Chairman of the Meeting to vote on their behalf by **4.00 p.m. on 12 October 2021**.

- (6) The Chairman of the Meeting, as proxy, need not be a member of the Company.
- (7) The instrument appointing the Chairman of the Meeting as proxy must be submitted to the Company in the following manner:
- (a) if submitted by post, be lodged with the Company's Share Registrar, Boardroom Corporate & Advisory Services Pte. Ltd., at 50 Raffles Place, #32-01 Singapore Land Tower Singapore 048623; or
 - (b) if submitted electronically, be submitted via email to AGM.TeamE@boardroomlimited.com.

in either case, by **4.00 p.m. on 12 October 2021 (being at least 72 hours before the time for holding the Meeting)**.

A member who wishes to submit a Proxy Form must first download, complete and sign the Proxy Form, before submitting it by post to the address provided above, or by scanning and sending it by email to the email address provided above.

In view of the current COVID-19 situation and the related safe distancing measures which may make it difficult for members to submit completed Proxy Forms by post, members are strongly encouraged to submit completed proxy forms electronically via email to AGM.TeamE@boardroomlimited.com.

- (8) The instrument appointing the Chairman of the Meeting as proxy must be under the hand of the appointor or his/her attorney duly authorised in writing. Where the instrument appointing the Chairman of the Meeting as proxy is executed by a corporation, it must be executed either under its common seal or under the hand of an officer or attorney duly authorised. Where the instrument appointing the Chairman of the Meeting as proxy is executed by an attorney on behalf of the appointor, the letter or power of attorney or a duly certified copy thereof must be lodged with the instrument.
- (9) The Company shall be entitled to reject the instrument appointing the Chairman of the Meeting as proxy if it is incomplete, improperly completed, illegible or where the true intentions of the appointor are not ascertainable from the instructions of the appointor specified in the instrument appointing the Chairman of the Meeting as proxy.

PERSONAL DATA PRIVACY:

By submitting an instrument appointing a Chairman of the Meeting to attend, speak and vote at the Meeting and/or any adjournment thereof, a member of the Company:

- (i) consents to the collection, use and disclosure of the member's personal data by the Company (or its agents or service providers) for the purpose of the processing, administration and analysis by the Company (or its agents or service providers) of the appointment of the Chairman of the Meeting as proxy for the Annual General Meeting (including any adjournment thereof) and the preparation and compilation of the attendance lists, minutes and other documents relating to the Annual General Meeting (including any adjournment thereof), and in order for the Company (or its agents or service providers) to comply with any applicable laws, listing rules, take-over rules, regulations and/or guidelines; and
- (ii) agrees that the member will indemnify the Company in respect of any penalties, liabilities, claims, demands, losses and damages as a result of the member's breach of warranty.

RE-ELECTION OF DIRECTORS

Pursuant to Catalyst Rule 720(5), the information as set out in Appendix 7F relating to the above Directors to be put forward for re-election at the forthcoming Annual General Meeting is disclosed below:

Name of retiring Director	Chong Weng Hoe	Loh Foo Keong Jeffrey	Lim Kah Meng
Date of appointment	17 June 2020	5 July 2019	5 March 2021
Date of last re-appointment	16 October 2020	Not applicable	Not applicable
Age	57	44	49
Country of principal residence	Singapore	Singapore	Singapore
The Board's comments on this appointment (including rationale, selection criteria, and the search and nomination process)	The Board, having considered the recommendation of the Nominating Committee and assessed the qualifications and experience of Mr. Chong Weng Hoe ("Mr. Chong"), is of the view that he has the requisite experience and capabilities to assume the responsibilities as the Independent Non-executive Director of the Company.	The Board, having considered the recommendation of the Nominating Committee and assessed the qualifications, working experience and suitability of Dr. Loh Foo Keong Jeffrey ("Dr. Loh"), is of the view that he has the requisite experience and capabilities to assume the duties and responsibilities as the Executive Director and Chief Operating Officer of the Company.	The Board, having considered the recommendation of the Nominating Committee and assessed the qualifications and experience of Dr. Lim Kah Meng ("Dr. Lim"), is of the view that he has the requisite experience and capabilities to assume the responsibilities as the Independent Non-executive Director of the Company.
Whether appointment is executive, and if so, the area of responsibility	Non-executive	Executive	Non-executive
Job title (e.g. Lead ID, AC Chairman, AC Member etc.)	Chairman of Remuneration Committee Member of Audit Committee and Nominating Committee	Executive Director and Chief Operating Officer	Independent Non-executive Director
Professional qualifications	Mr. Chong graduated from the National University of Singapore with a Bachelor of Engineering (Electrical) in 1989 and obtained a Master of Business Administration (Accountancy) from the Nanyang Technological University in 1997.	Dr. Loh graduated from the National University of Singapore with a Bachelor's degree in Medicine and Surgery and obtained a graduate diploma in Occupational Medicine from the National University of Singapore.	Dr. Lim graduated from National University of Singapore with BSc (Hons) in Microbiology and obtained Doctor of Philosophy from National University of Singapore.

RE-ELECTION OF DIRECTORS

Name of retiring Director	Chong Weng Hoe	Loh Foo Keong, Jeffrey	Lim Kah Meng
Any relationship (including immediate family relationships) with any existing director, existing executive officer, the issuer and/or substantial shareholder of the listed issuer or of any of its principal subsidiaries	None	None	None
Conflict of interest (including any competing business)	None	None	None
Undertaking submitted to the listed issuer in the form of Appendix 7H (Catalist Rule 720(1))	Yes	Yes	Yes
Working experience and occupation(s) during the past 10 years	Please refer to the Board of Directors section in the Company's 2021 Annual Report.	Please refer to the Board of Directors section in the Company's 2021 Annual Report.	Please refer to the Board of Directors section in the Company's 2021 Annual Report.
Shareholding interest in the listed issuer and its subsidiaries	No	Yes	No
Shareholding details	N.A.	27,659,700 ordinary shares (15.4%)	N.A.
Other Principal Commitments Including Directorships			
Past (for the last 5 years)	<ul style="list-style-type: none"> ● PT TÜV SÜD PSB Indonesia ● Regal International Group Ltd. ● TÜV SÜD PSB Malaysia Sdn Bhd ● TÜV SÜD PSB Philippines Inc ● TÜV SÜD PSB Pte. Ltd. ● TÜV SÜD PSB Thailand Ltd ● TÜV SÜD PSB Vietnam Ltd ● Zeststar Ventures Pte. Ltd. 	<ul style="list-style-type: none"> ● JVK Pharmaceutical Asia Pte. Ltd. 	<ul style="list-style-type: none"> ● Link Trust Laboratories Pte. Ltd. ● Singapore Bio Beauty Group Pte. Ltd. ● Well Oasis Pte. Ltd. ● GO Bioscience Ventures Pte. Ltd. ● Nutra-X Biotech Pte. Ltd. ● 3 Elemen Holdings Pte. Ltd. ● Cixgen Capital Pte. Ltd. ● Golden Yan Ventures Pte Ltd.

RE-ELECTION OF DIRECTORS

Name of retiring Director	Chong Weng Hoe	Loh Foo Keong, Jeffrey	Lim Kah Meng
Present	<ul style="list-style-type: none"> ● Keong Hong Holdings Limited ● HC Surgical Specialists Limited ● ISEC Healthcare Ltd. 		<ul style="list-style-type: none"> ● Gene Oasis Bioenterprise Pte. Ltd. ● Gene Oasis Pte. Ltd. ● GO Biosciences Group Pte. Ltd. ● GO Bioenterprise Pte. Ltd. ● GeneOasis Bioscientific Pte. Ltd. ● Tyrosine Research Laboratories Pte. Ltd. ● GO Stem Cell Holdings Pte. Ltd. ● FEGO Biotech Pte. Ltd. ● NGF Bioenterprise Pte. Ltd. ● GO Stem Cell Biomedicals Pte. Ltd. ● Green Oasis Therapeutics Pte. Ltd. ● Zenzic Labs Pte. Ltd. ● Bio Oasis Investments Pte. Ltd. ● GO Biomedical Pte. Ltd. ● Panthera Labs Pte. Ltd. ● Compass Venture Inc. (Canadian Public Listed Company) ● Fego Founders Pte. Ltd. ● FEGO Oasis Pte. Ltd. ● Stemigen Therapeutics Pte. Ltd. ● Betalife Pte. Ltd. ● Gene Oasis (Malaysia) Sdn Bhd ● Gene Oasis EBN Sdn Bhd ● Fego Holdings Pte. Ltd.

RE-ELECTION OF DIRECTORS

Name of retiring Director	Chong Weng Hoe	Loh Foo Keong, Jeffrey	Lim Kah Meng
Information Required Pursuant to Listing Rule 704(5)			
(a) Whether at any time during the last 10 years, an application or a petition under any bankruptcy law of any jurisdiction was filed against him or against a partnership of which he was a partner at the time when he was a partner or at any time within 2 years from the date he ceased to be a partner?	No	No	No
(b) Whether at any time during the last 10 years, an application or a petition under any law of any jurisdiction was filed against an entity (not being a partnership) of which he was a director or an equivalent person or a key executive, at the time when he was a director or an equivalent person or a key executive of that entity or at any time within 2 years from the date he ceased to be a director or an equivalent person or a key executive of that entity, for the winding up or dissolution of that entity or, where that entity is the trustee of a business trust, that business trust, on the ground of insolvency?	No	No	No
(c) Whether there is any unsatisfied judgment against him?	No	No	No
(d) Whether he has ever been convicted of any offence, in Singapore or elsewhere, involving fraud or dishonesty which is punishable with imprisonment, or has been the subject of any criminal proceedings (including any pending criminal proceedings of which he is aware) for such purpose?	No	No	No

RE-ELECTION OF DIRECTORS

Name of retiring Director	Chong Weng Hoe	Loh Foo Keong, Jeffrey	Lim Kah Meng
(e) whether you have ever been convicted of any offence, in Singapore or elsewhere, involving a breach of any law or regulatory requirement that relates to the securities or futures industry in Singapore or elsewhere, or have been the subject of any criminal proceedings (including any pending criminal proceedings of which you are aware) for such breach;	No	No	No
(f) Whether at any time during the last 10 years, judgment has been entered against him in any civil proceedings in Singapore or elsewhere involving a breach of any law or regulatory requirement that relates to the securities or futures industry in Singapore or elsewhere, or a finding of fraud, misrepresentation or dishonesty on his part, or he has been the subject of any civil proceedings (including any pending civil proceedings of which he is aware) involving an allegation of fraud, misrepresentation or dishonesty on his part?	No	No	No
(g) Whether he has ever been convicted in Singapore or elsewhere of any offence in connection with the formation or management of any entity or business trust?	No	No	No
(h) Whether he has ever been disqualified from acting as a director or an equivalent person of any entity (including the trustee of a business trust), or from taking part directly or indirectly in the management of any entity or business trust?	No	No	No

RE-ELECTION OF DIRECTORS

Name of retiring Director	Chong Weng Hoe	Loh Foo Keong, Jeffrey	Lim Kah Meng
(i) Whether he has ever been the subject of any order, judgment or ruling of any court, tribunal or governmental body, permanently or temporarily enjoining him from engaging in any type of business practice or activity?	No	No	No
(j) Whether he has ever, to his knowledge, been concerned with the management or conduct, in Singapore or elsewhere, of the affairs of:- (i) any corporation which has been investigated for a breach of any law or regulatory requirement governing corporations in Singapore or elsewhere; or	No	No	No
(ii) any entity (not being a corporation) which has been investigated for a breach of any law or regulatory requirement governing such entities in Singapore or elsewhere; or	No	No	No
(iii) any business trust which has been investigated for a breach of any law or regulatory requirement governing business trusts in Singapore or elsewhere; or	No	No	No
(iv) any entity or business trust which has been investigated for a breach of any law or regulatory requirement that relates to the securities or futures industry in Singapore or elsewhere, in connection with any matter occurring or arising during that period when he was so concerned with the entity or business trust?	No	No	No

RE-ELECTION OF DIRECTORS

Name of retiring Director	Chong Weng Hoe	Loh Foo Keong Jeffrey	Lim Kah Meng
(k) Whether he has been the subject of any current or past investigation or disciplinary proceedings, or has been reprimanded or issued any warning, by the Monetary Authority of Singapore or any other regulatory authority, exchange, professional body or government agency, whether in Singapore or elsewhere?	No	No	No

SINGAPORE PAINCARE HOLDINGS LIMITED

(Company Registration No. 201843233N)
(Incorporated in the Republic of Singapore)

PROXY FORM ANNUAL GENERAL MEETING

This proxy form has been made available on the SGXNET and the Company's website and may be accessed at the URLs: www.sgpaincareholdings.com/investor-relations and <https://www.sgx.com/securities/company-announcements>.

IMPORTANT:

- The Annual General Meeting (the "Meeting") is being convened, and will be held by electronic means pursuant to the COVID-19 (Temporary Measures) (Alternative Arrangements for Meetings for Companies, Variable Capital Companies, Business Trusts, Unit Trusts and Debenture Holders) Order 2020. The Annual Report and Notice of Annual General Meeting dated 30 September 2021 may be accessed at the URL <https://www.sgpaincareholdings.com/investor-relations> and on the SGX website at the URL <https://www.sgx.com/securities/company-announcements>.
- Alternative arrangements relating to attendance at the Meeting via electronic means (including arrangements by which the Meeting can be electronically accessed via live audio-visual webcast or live audio-only stream), registration for live webcast, submission of questions in advance of the Meeting, addressing of substantial and relevant questions at the AGM and voting by appointing the Chairman of the Meeting as proxy at the Meeting, are set out in the Notice of Annual General Meeting.
- Due to the current COVID-19 restriction orders in Singapore, a member will not be able to attend the Meeting in person. A member (whether individual or corporate) must appoint the Chairman of the Meeting as his/her/its proxy to attend, speak and vote on his/her/its behalf at the Meeting if such member wishes to exercise his/her/its voting rights at the Meeting.**
- For investors who have used their Supplementary Retirement Scheme ("SRS") monies to buy shares in the capital of Singapore Pincare Holdings Limited, this proxy form is not valid for use and shall be ineffective for all intents and purposes if used or purported to be used by them. SRS investors are requested to contact their respective SRS Operators to specify their voting instructions and to submit their votes by **4.00 p.m. on 5 October 2021**.
- By submitting this proxy form, the member accepts and agrees to the personal data privacy terms set out in the Notice of Annual General Meeting dated 30 September 2021.
- Please read the notes overleaf which contain instructions on, inter alia, the appointment of the Chairman of the Meeting as a member's proxy to attend, speak and vote on his/her/its behalf at the Meeting.**

*I/We, _____ (Name) _____ (NRIC/Passport No./Registration No.)

of _____ (Address)

being a *member/members of **Singapore Pincare Holdings Limited** (the "Company"), hereby appoint the Chairman of the Meeting as *my/our proxy to attend and vote for *me/us on *my/our behalf at the Annual General Meeting (the "Meeting") of the Company **to be held by way of electronic means (via live audio-visual webcast or live audio-only stream) on Friday, 15 October 2021 at 4.00 p.m.** and at any adjournment thereof. *I/We direct my/our proxy to vote for or against or abstain from voting the resolutions to be proposed at the Meeting in the spaces provided hereunder.

All resolutions put to the vote at the Meeting shall be conducted by poll.

No.	Resolutions relating to:	For	Against	Abstain
ORDINARY BUSINESS				
1	Adoption of the Directors' Statement and Audited Financial Statements of the Company for the financial year ended 30 June 2021 together with the Independent Auditors' Report			
2	Declaration of final dividend (tax exempt one-tier) of \$0.0075 per ordinary share for the financial year ended 30 June 2021			
3	Directors' Fees of \$71,250 for the financial year ended 30 June 2021			
4	Re-election of Dr. Loh Foo Keong Jeffrey as Director of the Company			
5	Re-election of Mr. Chong Weng Hoe as Director of the Company			
6	Re-election of Dr. Lim Kah Meng as Director of the Company			
7	Reappointment of Messrs BDO LLP as the Independent Auditor of the Company and to authorise the Directors to fix their remuneration			
SPECIAL BUSINESS				
8	Authority to allot and issue ordinary shares			
9	Authority to issue shares under SPCH Employee Share Option Scheme			
10	Authority to issue shares under SPCH Performance Share Plan			

* If you wish the Chairman of the Meeting as your proxy to cast all your votes **For** or **Against** or **Abstain** a resolution, please tick (✓) within the box in respect of that resolution. Alternatively, please indicate the number of votes **For** or **Against** or **Abstain** in the **For** or **Against** or **Abstain** box in respect of that resolution.

In the absence of specific directions, the appointment of the Chairman of the Meeting for that resolution as your proxy will be treated as invalid.

Dated this _____ day of _____ 2021

Total number of shares in:	No. of shares
(a) CDP Register	
(b) Register of Members	

Signature of Shareholder(s)
or, Common Seal of Corporate Shareholder

IMPORTANT: PLEASE READ NOTES OVERLEAF



Notes:

1. **Due to the current COVID-19 restriction orders in Singapore, a member will not be able to attend the Meeting in person. A member (whether individual or corporate) must appoint the Chairman of the Meeting as his/her/its proxy to attend, speak and vote on his/her/its behalf at the Meeting if such member wishes to exercise his/her/its voting rights at the Meeting.**
2. Please insert the total number of shares held by you. If you have Shares entered against your name in the Depository Register (as defined in Section 81SF of the Securities and Futures Act (Chapter 289) Singapore), you should insert that number of shares. If you have shares registered in your name in the Register of Members of the Company, you should insert that number of shares. If you have shares entered against your name in the Depository Register and shares registered in your name in the Register of Members of the Company, you should insert the aggregate number of shares. If no number is inserted, this form of proxy shall be deemed to relate to all the shares held by you.
3. The instrument appointing the Chairman of the Meeting as proxy must be under the hand of the appointor or of his/her attorney duly authorised in writing. Where the instrument appointing the Chairman of the Meeting as proxy is executed by a corporation, it must be executed either under its common seal or under the hand of an officer or attorney duly authorised.
4. Where a member (whether individual or corporate) appoints the Chairman of the Meeting as his/her/its proxy, he/she/it must give specific instructions as to voting, or abstentions from voting, in respect of a resolution in the form of proxy, failing which the appointment of the Chairman of the Meeting as proxy for that resolution will be treated as invalid.
5. The Chairman of the Meeting, as proxy, need not be a member of the Company
6. Investors who hold their Shares through relevant intermediaries as defined in Section 181 of the Companies Act, Chapter 50 (including SRS investors) and who wish to exercise their votes by appointing the Chairman of the Meeting as proxy should approach their respective relevant intermediaries to submit their voting instructions by **4.00 p.m. on 5 October 2021** in order to allow sufficient time for their respective relevant intermediaries to in turn submit a proxy form to appoint the Chairman of the Meeting to vote on their behalf **by 4.00 p.m. on 12 October 2021**.
7. The duly completed Proxy Form may be submitted to the Company in the following manner:
 - (a) if submitted by post, be lodged with the Company's Share Registrar, Boardroom Corporate & Advisory Services Pte. Ltd., at 50 Raffles Place, #32-01 Singapore Land Tower Singapore 048623; or
 - (b) if submitted electronically, be submitted via email to AGM.TeamE@boardroomlimited.com.

in either case, **by 4.00 p.m. on 12 October 2021 (being at least seventy-two (72) hours before the time appointed for holding the Meeting)**.

A member who wishes to submit a Proxy Form must download, complete and sign the Proxy Form, before submitting it by post to the address provided above or by scanning and sending it by email to the email address provided above.

In view of the current COVID-19 situation and the related safe distancing measures which may make it difficult for members to submit completed Proxy Forms by post, members are strongly encouraged to submit completed proxy forms electronically via email to AGM.TeamE@boardroomlimited.com.

PERSONAL DATA PRIVACY:

By submitting this proxy form, the member of the Company accepts and agrees to the personal data privacy terms set out in the Notice of Annual General Meeting dated 30 September 2021.

GENERAL:

The Company shall be entitled to reject this Proxy Form if it is incomplete, improperly completed or illegible, or where the true intentions of the appointor are not ascertainable from the instructions of the appointor specified in the instrument appointing a proxy or proxies. In addition, in the case of Shares entered in the Depository Register, the Company may reject any instrument appointing a proxy or proxies lodged if the member, being the appointor, is not shown to have Shares entered against his name in the Depository Register as at 72 hours before the time appointed for holding the Meeting (or at any adjournment thereof), as certified by The Central Depository (Pte) Limited to the Company.

CORPORATE INFORMATION

BOARD OF DIRECTORS

Ms. Lai Chin Yee

*Non-executive Chairman
and Independent Director*

Dr. Lee Mun Kam Bernard

*Executive Director
and Chief Executive Officer*

Dr. Loh Foo Keong Jeffrey

*Executive Director
and Chief Operating Officer*

Mr. Chong Weng Hoe

Independent Non-executive Director

**Mr. Yap Beng Tat, Richard
(Ye Mingda, Richard)**

Independent Non-executive Director

Dr. Lim Kah Meng

Independent Non-executive Director

AUDIT COMMITTEE

Ms. Lai Chin Yee (*Chairman*)

Mr. Chong Weng Hoe

Mr. Yap Beng Tat, Richard

RENUMERATION COMMITTEE

Mr. Chong Weng Hoe (*Chairman*)

Ms. Lai Chin Yee

Mr. Yap Beng Tat, Richard

NOMINATING COMMITTEE

Mr. Yap Beng Tat, Richard (*Chairman*)

Ms. Lai Chin Yee

Mr. Chong Weng Hoe

COMPANY SECRETARY

Wong Yoen Har

(Associate of The Chartered Secretaries
Institute of Singapore)

REGISTERED OFFICE

101 Cecil Street
Tong Eng Building #10-01
Singapore 069533

SPONSOR AND ISSUE MANAGER

Novus Corporate Finance Pte. Ltd.

7 Temasek Boulevard
#18-03B Suntec Tower 1
Singapore 038987

INDEPENDENT AUDITORS

BDO LLP

600 North Bridge Road
#23-01 Parkview Square
Singapore 188778

Partner-in-charge: Leong Hon Mun Peter
(appointed since financial year ended 30 June 2020)

SHARE REGISTRAR

**Boardroom Corporate & Advisory Services
Pte. Ltd.**

50 Raffles Place
#32-01 Singapore Land Tower
Singapore 048623



**SINGAPORE
PAINCARE
HOLDINGS**

Bringing pain relief closer to you

Singapore Paincare Holdings Limited
101 Cecil Street, Tong Eng Building #10-01 Singapore 069533
Phone: +65 6972 2257
Fax: +65 6972 2258

cre8
Tel: (65) 632783