



Investing to improve  
the human condition.  
**Food and Health**

**Steve Rhodes**  
Chair and CEO

**Todd Dollinger**  
Chair and CEO

**Haim Brosh**  
CFO

August 2023



# Legal disclaimer.

## Important notice

This presentation is for informational purposes only and does not constitute or form any part of any offer for sale or subscription of, or solicitation of, any offer to buy or subscribe for any securities of The Trendlines Group Ltd. ("Company") or any of its portfolio companies nor shall it or any part of it form the basis of, or be relied on in connection with, any contract, commitment or any investment decision whatsoever in Singapore, Israel, the United States or in any other jurisdiction. The summary information herein does not purport to be complete. The information in this presentation should not be relied upon as any representation or warranty, express or implied, of the Company. No reliance should be placed on the fairness, accuracy, completeness or correctness of the information or opinions contained in this presentation. The information is subject to change without notice.

The past performance of the Company is not necessarily indicative of its future performance. This presentation may contain statements that constitute forward-looking statements which involve risks and uncertainties. These statements include descriptions regarding the intent, belief or current expectations of the Company or its officers with respect to the results of business operations and financial condition, industry, environment and future events and plans of the Company. Such forward-looking statements are not guarantees of future results, performance or achievements. Actual results, performance or achievements of the Company may differ from those expressed in the forward-looking statements as a result of various factors and assumptions, such as known and unknown risks and uncertainties, including those risk factors discussed in our Offer Document dated 16 November 2015 and in our other filings with the SGXNET. By their nature, forward-looking statements involve risks and uncertainties because they relate to events and depend on circumstances that may or may not occur in the future. In light of these risks and uncertainties, actual events, results and developments could differ materially from those expressed or implied by the forward-looking statements. Reliance should not be placed on these forward-looking statements, which reflect the view of the Company or its officers as of the date of this presentation only. The Company does not undertake any obligation to update or revise any of the forward-looking statements, whether as a result of new information, future events or otherwise.

None of the Company or any of its respective affiliates, advisers or representatives shall have any liability whatsoever for any loss howsoever arising, whether directly or indirectly, from any use, reliance or distribution of this presentation or its contents or otherwise arising in connection with this presentation.

Neither this presentation nor any of its contents may be used without the prior written consent of the Company.

# Who **we** are.

Trendlines is an Israel-based company that trades in Singapore on the SGX (42T) and in the USA on the OTCQX (TRNLY).



# We invest in agrifood and medical tech innovation to improve the human condition.

16

years' investment  
and company  
building experience

54\*

portfolio  
companies

20

advanced-stage  
companies

10

exits

\* including consolidated portfolio companies

9.7X return and 175% IRR on exits

Equity US\$104 million (30.06.2023)



# Leadership.



**Todd Dollinger**  
Chair and CEO

Trendlines' Founder; over 40 years' experience developing innovative products from concept to exit



**Steve Rhodes**  
Chair and CEO

Trendlines' Founder; over 40 years' experience, deep understanding of investing and building companies



**Haim Brosh**  
CFO

20 years' managerial and financial experience in public and private companies



**Nitza Kardish PhD**  
CEO  
Trendlines Agrifood

Vast experience in food and agriculture technologies alongside strong business acumen



**Barak Singer**  
CEO  
Trendlines Investments  
Israel

Extensive investment knowledge & experience + strong managerial and business capabilities



**Eric Loh**  
CEO  
Trendlines Medical  
Singapore

Over 30 years' experience establishing companies and leading their development



**Kobby Greenberg**  
CEO  
Trendlines Innovation  
Labs

Brings a wealth of experience in the medical device industry

# Board of Directors.



**Todd Dollinger**  
Chair and CEO

Trendlines' Founder; over 40 years' experience developing innovative products from concept to exit



**Steve Rhodes**  
Chair and CEO

Trendlines' Founder; over 40 years' experience, deep understanding of investing and building companies



**Elka Nir**  
Lead Independent Director

30 years' experience in technology management of public and private companies



**Zeev Bronfeld**  
Non-Executive Director

Significant experience in the management and building of medical device and biotechnology companies



**Sin Boon Ann**  
Independent Director

30 years' experience working in the legal industry and serving as a director in many listed companies



**Nehama Ronen**  
Independent Director

20 years' experience in public companies. She was Director General of Israel's Ministry of Environmental Protection



**Professor Low Teck Seng**  
Independent Director

Has served as a board member of numerous public organizations, including public companies listed on the SGX.



**Sarit Zeevi**  
Independent & External Director

Wealth of experience in strategic investments, from selection through due diligence processes and transactional agreements



# Strategic partnerships for growth.

**Consensus**  
Business Group

Chairman Vincent Tchenguiz

- Librae Holdings is Trendlines' largest shareholder (28%)
- Trendfood has invested \$10M in the Trendlines Agrifood Fund
- Agriline has invested US\$32 million in 27 of Trendlines' portfolio companies

**B | BRAUN**  
SHARING EXPERTISE

- Investor in Trendlines' IPO, holding 2.8%
- Investor and acquirer of Trendlines' portfolio companies
- Partner with Trendlines Innovation Labs
- Founding partner, Trendlines Medical Singapore



- Co-founded venture fund with Trendlines for innovative agrifood investing
- Established four portfolio companies and made follow-on investments in them
- Informed consultation on all things agrifood

A taste of our  
portfolio.





# Some portfolio stats.

54\*

portfolio  
companies

17

revenue-stage  
companies

20

companies with  
strategic  
partnerships

8

consolidated  
companies

20

agrifood

34

medtech

\* including consolidated portfolio companies

# The natural food color revolution.

A broad-spectrum of healthy plant-based colors produced via fermentation technology, using baker's yeast as a biofactory. Phytolon's high-quality and cost-effective pigments offer value for consumers, the environment and food industry.

## Achievements:

- Full POC: color production & application in food products
- Commercial agreement with DSM
- Successful pilots with industry leaders including Nestlé
- R&D collaboration agreement with Ginkgo Bioworks

## Financial stage:

- Last investment round: US\$14.5 million



**Phytolon**  
Natural Food Colors



Plant-based colors produced via cost-effective and sustainable fermentation of yeast

-  **Founded** 2018; 23 employees; Yokne'am Illit, IL
-  **Co-Founders:** Halim Jubran, PhD, CEO; Tal Zeltzer, PhD, CTO
-  **IP** licensed from Weizmann Institute of Science
-  **Funding** US\$20.7 million
-  **Investors** (see below)



# 4 more agrifood frontrunners.

## 20 agrifood portfolio companies



Biological, environmentally-friendly technology to control insects

- A Bayer-Trendlines funded company
- Greenhouse trials underway
- Bob Woods (ex-Syngenta and Maronne Bio) joined team as Chair




Technology platform for harvesting greenhouse tomatoes

- Partnership with Dutch horticulture technology supplier Ridder 
- First commercial sales in 2023
- Received investment from European Innovation Council



Artificial intelligence analytics employing drones for user-generated data acquisition for field crop management

- Strategic partners in Israel, North America, Latin America, Europe and Africa. 
- Chosen for 2023 Climate Change Accelerator Europe cohort, a **Google for Startups** program.



Orally-administered disease prevention for shrimp and fish

- Strategic investors:



# Nonsurgical prolapse repair device.


Minimally invasive, nonsurgical, incision-free and mesh-free repair device to treat pelvic organ prolapse (POP) in the ambulatory or office-based settings.

## Achievements


- Received FDA clearance
- Successful completion of 1-year follow-up on the FIW clinical study
- Mickey Karram, MD, internationally renowned urogynecologist and pelvic surgeon, joined SAB
- Founders: Leading US physicians
- Animal/cadaver study results published in the *Journal of Minimally Invasive Gynecology*
- Won €5.5 million in funding from the prestigious EU EIC program



Founded 2014



CEO  
Edit Goldberg




IP Granted US patent,  
2 National phase



**Funding** ~US\$3.2 million, including grants



**Investor** (see below)



Incision/mesh-free repair option for women with mild to moderate POP



# 4 more leading medtech companies.

## 34 medtech portfolio companies



Meniscus repair system

- FDA and CE clearance
- Launched initial commercial sales in U.S., Latin America, U.K.
- Appointed leading surgeons to Scientific Advisory Board



Cryotherapy for treatment of superficial bladder cancer

- Finalized FIH study with initial promising results at Rambam Healthcare Campus
- Ongoing interest from leading strategic investor



Next-generation aspiration catheter for treating ischemic stroke.


- Tested at the New England Center for Stroke Research and the Jacobs Institute, Buffalo, NY
- 12 successful cases completed in FIH clinical trial.
- Closed US\$4 million investment round



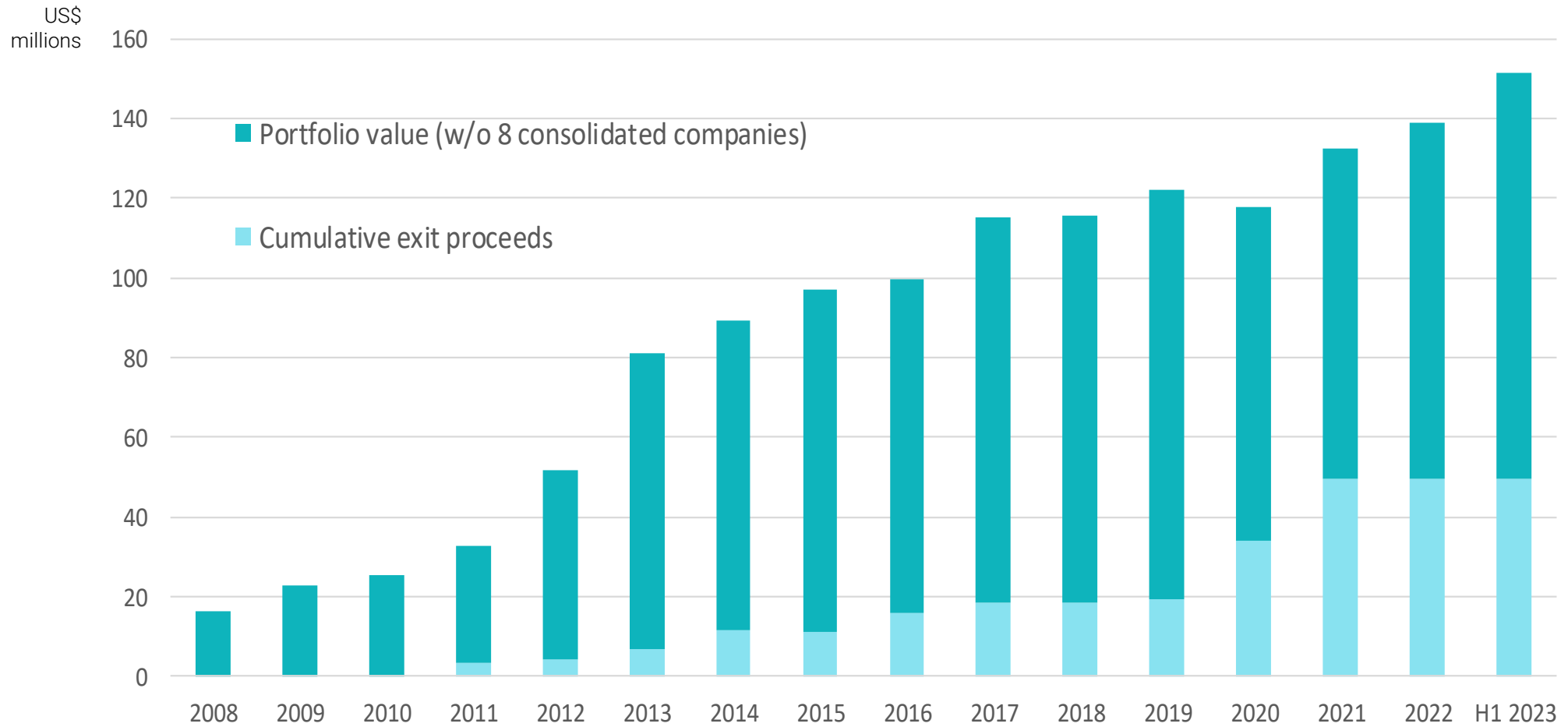
A small, game-changing device to prevent preterm birth.

- 11 cases completed in FIH clinical study.
- Strategic investment received.

Let's look at the  
numbers.



# IFRS portfolio value.



# Portfolio cluster values.

To better evaluate our portfolio, we divided it into 12 “clusters”, based on their activities.

Here is the total value of Trendlines’ share of the cluster companies, using the IFRS fair market value compared to the non-IFRS information.

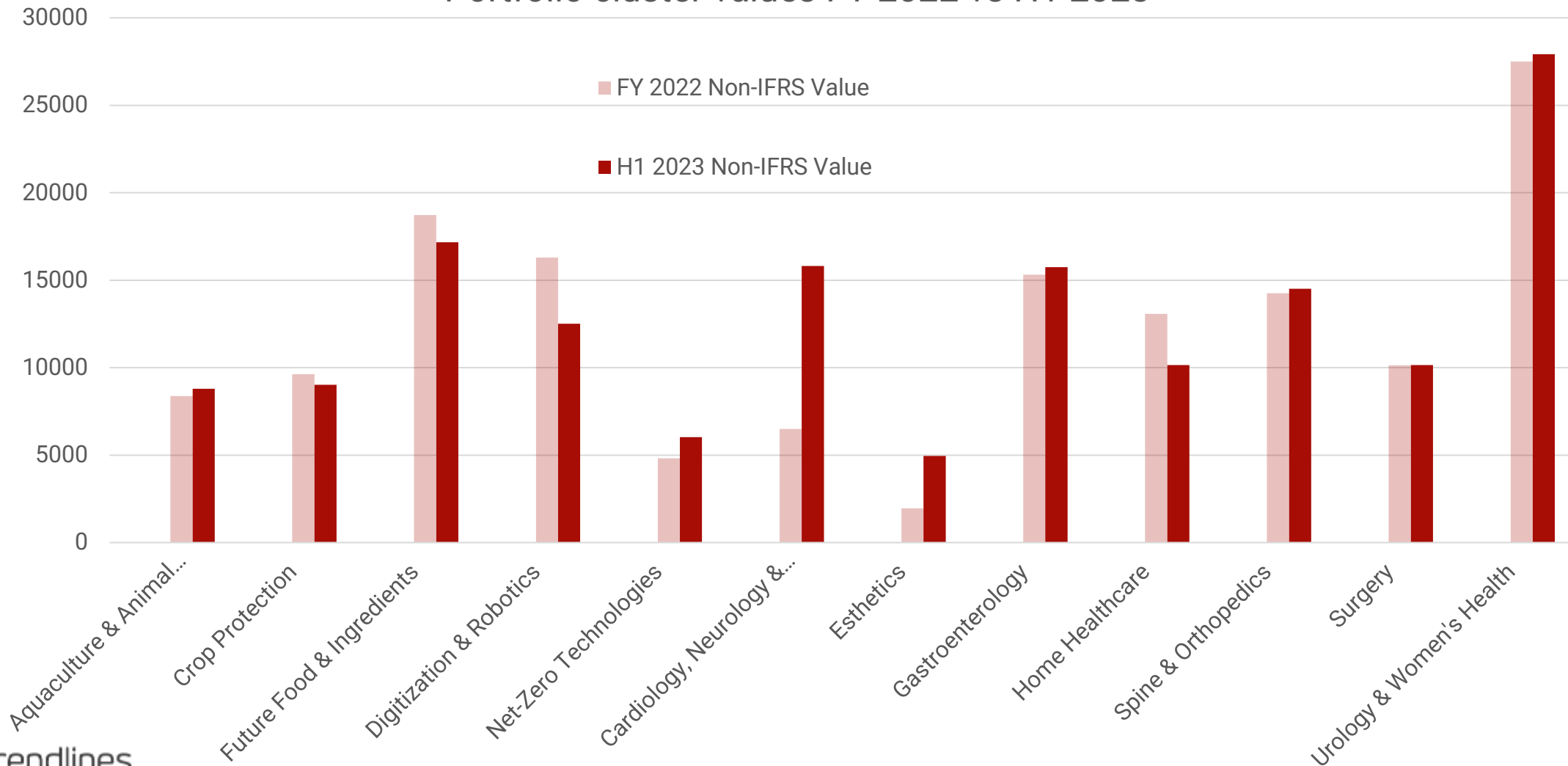
**The non-IFRS fair value information does not represent any forecast or future performance but serves as an extra aid in evaluating our portfolio companies and investment approaches.** See full explanations on slide #29 of this presentation.

Cluster	Fair Value of Trendlines’ Share (US\$’000)	Non-IFRS Value of Trendlines’ Share (additional information) (US\$’000)
Aquaculture & Animal Health	US\$5,488	US\$8,796
Crop Protection	US\$7,209	US\$9,026
Future Food & Ingredients	US\$12,233	US\$17,166
Digitization & Robotics	US\$6,753	US\$12,515
Net-Zero Technologies	US\$4,048	US\$6,025
Cardiology, Neurology & Anesthesia	US\$9,786	US\$15,820
Esthetics	US\$1,828	US\$4,951
Gastroenterology	US\$15,268	US\$15,752
Home Healthcare	US\$5,703	US\$10,156
Spine & Orthopedics	US\$11,343	US\$14,551
Surgery	US\$6,354	US\$10,147
Urology & Women’s Health	US\$15,018	US\$27,925
<b>TOTAL (as at 30 June 2023)</b>	<b>US\$101,013</b>	<b>US\$152,829</b>
<i>TOTAL (as at 31 Dec 2022)</i>	<i>US\$89,777</i>	<i>US\$146,599</i>



# Non-IFRS portfolio cluster values changes.

Portfolio cluster values FY 2022 vs H1 2023



# Medtech portfolio clusters.

## Home Healthcare

IFRS Value: US\$5,703  
Non-IFRS: US\$10,156

AyzerSense | ElastiMed |  
liberDi | Occutrack |  
SenterCare

## Urology & Women's Health

IFRS Value: US\$15,018  
Non-IFRS: US\$27,925

Escala | PregnanTech |  
ProArc | Vessi | Vensica

## Spine & Orthopedics

IFRS Value: US\$11,343  
Non-IFRS: US\$14,551

Arcuro | CoreBone |  
Magdent | SetBone | STFix  
| TendonPlus | ZygoFix

## Cardiology, Neurology & Anesthesia

IFRS Value: US\$9,786  
Non-IFRS: US\$15,820

Ceretrievie | Leviticus |  
Medulla | Omeq

## Gastroenterology

IFRS Value: US\$15,268  
Non-IFRS: US\$15,752

BeCapio | Fidmi | Harp |  
NasoTrak | Limaca

## Esthetics

IFRS Value: US\$1,828  
Non-IFRS: US\$4,951

Dasyo | Dermcut |  
VisageX

## Surgery

IFRS Value: US\$6,354  
Non-IFRS: US\$10,147

Gordian | NICE | Seger |  
STEP | STStent



# Agrifood portfolio clusters.

## Crop Protection

IFRS Value: US\$7,209  
Non-IFRS: US\$9,026

EcoPhage |  
IBI-Ag | ProJini

## Digitization & Robotics

IFRS Value: US\$6,753  
Non-IFRS: US\$12,515

AgroScout | FruitSpec |  
MetoMotion

## Future Food & Ingredients

IFRS Value: US\$12,233  
Non-IFRS: US\$17,166

AlgaHealth | Celleste |  
Hargol | Insectta | SolVeat  
Mycovation | Phytolon

## Aquaculture & Animal Health

IFRS Value: US\$5,488  
Non-IFRS: US\$8,796

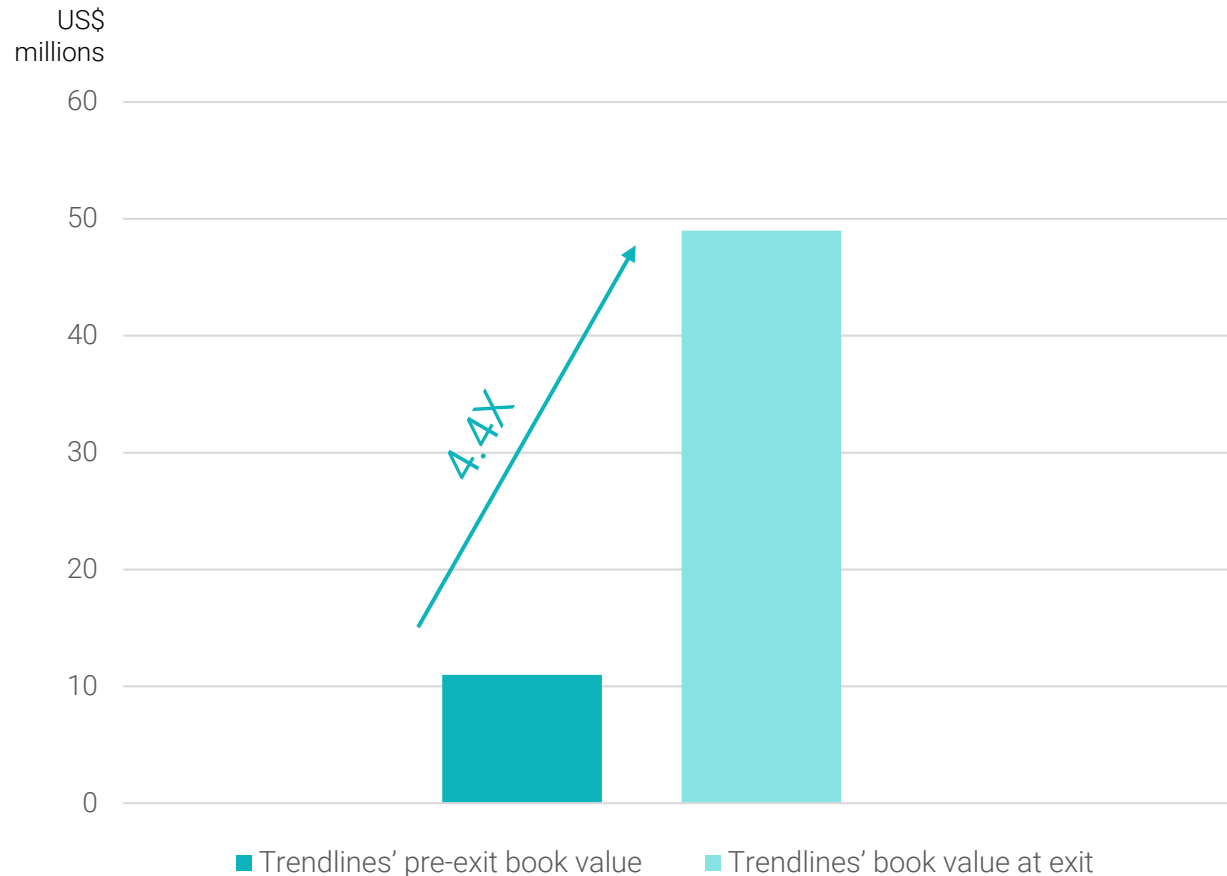
AquiNovo | BioFishency |  
ViAqua

## Net-Zero Technologies

IFRS Value: US\$4,048  
Non-IFRS: US\$6,025

AgriG8 | GreenSpense |  
Sol Chip | TierraSpec

# Book value vs. exit value.



**4.4X** is the increase in value of our ten exits, compared to their pre-exit book value.



# H1 2023: Key Financial Metrics.

	30 June 2023	31 December 2022
Portfolio value:	US\$101.0 million	US\$89.8 million
Total Equity:	US\$104.1 million	US\$95.9 million
NAV per share:	US\$0.11 (S\$0.15)	US\$0.11 (S\$0.15)
Net profit/(loss)	US\$4.3 million profit vs (US\$11.9) million loss in H1 2022	

# Balance sheet (Group).

## Assets

(US\$'000)

Current assets	30 June 2023	31 December 2022
Cash and cash equivalents	4,574	4,565
Short-term bank deposits	2,156	2,092
Accounts and other receivables	3,645	6,329
Contingent consideration receivable	118	-
Short-term loans to portfolio companies	89	91
<b>Total current assets</b>	<b>10,582</b>	<b>13,077</b>

(US\$'000)

Non-current assets	30 June 2023	31 December 2022
Investments in portfolio companies	101,013	89,777
Accounts and other receivables	57	1,489
Contingent consideration receivable	-	744
Right-of-use assets	2,046	2,058
Investment in Subsidiaries	-	-
Property, plant and equipment, net	745	848
<b>Total non-current assets</b>	<b>103,879</b>	<b>94,916</b>
<b>Total assets</b>	<b>114,461</b>	<b>107,993</b>

# Balance sheet (Group).

## Liabilities

(US\$'000)

Current liabilities	30 June 2023	31 Dec 2022
Lease liability	352	419
Short-term loan	292	292
Trade and other payables	2,145	3,393
Deferred revenues	1,799	2,738
<b>Total current liabilities</b>	<b>4,588</b>	<b>6,842</b>

(US\$'000)

Long-Term liabilities	30 June 2023	31 Dec 2022
Loans from the Israel Innovation Authority	2,785	2,469
Deferred revenues	331	888
Deferred taxes, net	1,030	-
Lease liability	1,404	1,674
Other long-term liabilities	219	224
<b>Total non-current liabilities</b>	<b>5,769</b>	<b>5,255</b>

# Consolidated condensed report of income (Group).

## Consolidated statements of profit or loss

	(US\$'000)	
	30 June 2023	30 June 2022
Income		
Gain/(Loss) from change in fair value of investments in portfolio companies	9,192	(7,442)
Income from services to portfolio companies	1,723	1,257
Income from contracted R&D services	371	390
Financial income	868	818
Other income	256	118
<b>Total income</b>	<b>12,410</b>	<b>(4,859)</b>



# Consolidated condensed report of income (Group).

## Consolidated statements of profit or loss

(US\$'000)

	30 June 2023	30 June 2022
Expenses		
Operating, general and administrative expenses	4,430	5,020
Marketing expenses	134	167
R&D expenses, net	999	1,164
Financial expenses	1,471	2,287
<b>Total expenses</b>	<b>7,034</b>	<b>8,638</b>
Gain/(loss) before income taxes	5,376	(13,497)
Income tax (expenses)/benefit	(1,030)	1,571
<b>Net income/(loss)</b>	<b>4,346</b>	<b>(11,926)</b>

# H1 2023 achievements.



# Selected 2023 achievements.

## Selected raises

## Strategic collaborations

## Regulatory

## Clinical & field trials



escala medical  
€5.5 million EIC funding



insectta  
S\$1.4 million



PrègnanTech  
Your Pregnancy. Our Focus.  
US\$2 million



BioFishency  
AQUACULTURE REDEFINED



UTEX



SenterCare




NOZOMI




ALGAHEALTH




hu



liberDi  
FDA clearance



OMEQ  
MEDICAL  
FDA clearance



escala medical  
FDA clearance for  
2<sup>nd</sup> gen device



VESSI  
MEDICAL



METOMOTION



liberDi



SOLCHIP



ceretrieve



COREBONE  
Bioactive Coral Bone Graft



EcoPhage  
Natural Crop Protection



IBIAG



PrègnanTech  
Your Pregnancy. Our Focus.



Investing to improve  
the human condition.

SGX: 42T  
OTCQX: TRNLY

+972.72.260.7000  
[www.trendlines.com](http://www.trendlines.com)



August 2023

**Steve Rhodes**, Chair and CEO  
[steve@trendlines.com](mailto:steve@trendlines.com)

**Todd Dollinger**, Chair and CEO  
[todd@trendlines.com](mailto:todd@trendlines.com)

**Haim Brosh**, CFO  
[haim@trendlines.com](mailto:haim@trendlines.com)



# Notes and Disclaimer.

The additional information (Non-IFRS value) which, as stated, differs from the IFRS fair value at which we carry these investments on our balance sheet, were calculated on the basis of recent portfolio company transactions (last 12 months), as follows:

1. In cases where the last transaction was through a Share Purchase Agreement (SPA) transaction, our holdings were calculated based on the pre-money valuation as the basis of the transaction, multiplied by the percentage of our holdings. Differences between preferred shares and ordinary shares were not taken into account, including regarding rights of the round including any special rights, anti-dilution clauses, etc. Some of these investments were made by shareholders who have an interest in the valuation of the portfolio company and such interests may differ from others including those of the Group.
2. In cases where the last transaction was through a Simple Agreement for Future Equity (SAFE) transaction or Convertible Loan Agreement (CLA) transaction, our holdings were calculated on the basis of the pre-defined valuation cap in the transaction, multiplied by the percentage of our holdings in the company (before conversion of the SAFE or the CLA to equity). A valuation cap may entitle investors to equity priced at the lower of the valuation cap or the pre-money valuation in a subsequent financing. The valuation cap sets the maximum price at which the convertible security will convert into equity. It is noted that SAFE or CLA transactions usually include a discount to the later round of financing. Discounts typically range from 20–30%. We also did not relate to the question as to whether the SAFE has a conversion at the end of a certain period with or without a discount and as to what type of shares the SAFE is converted.
3. In all other cases, we used generally accepted valuation methods in accordance with IFRS rules, whether cost method or the market approach. With respect to all types of transactions detailed above (SPA, SAFE, CLA), we did not take into account whether the investment was made with current investors alone or was led by them or by a new investor. Non-IFRS values have not been subject to audit or review by our external auditor and should be used cautiously as an indication of value.

The Non-IFRS values are intended to provide additional information and should not be considered in isolation or as a substitute for measures of valuation prepared in accordance with IFRS.

The information contained here does not constitute, nor shall not be deemed to constitute, an offer, invitation, or inducement to invest or otherwise deal in our shares.

The information contained here should be read in conjunction with our financial statements, annual report, and other announcements.

Should you be contemplating investments, we urge you to take independent legal, financial, taxation, and other professional advice.