

ENERGISING PERFORMANCE
EMPOWERING SUCCESS

**6th Annual General Meeting
Presentation**

31 July 2024



 **MEGROUP**

Key Performance Highlight – 2024

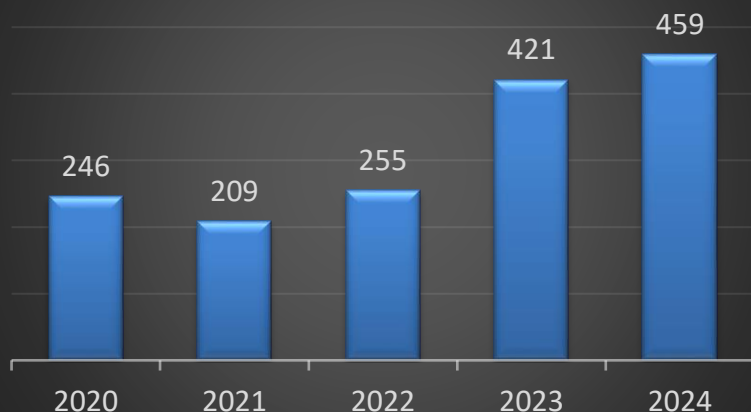
| Amount in Ringgit Malaysia (RM) | 2024 | 2023 | YoY Change |
|--|-------------|-------------|------------|
| Revenue | 458,641,918 | 421,491,230 | +9% |
| Adjusted EBITDA | 29,559,357 | 21,232,612 | +39% |
| Adjusted EBITDA margin | 6% | 5% | |
| Profit attributable to equity holders of the Company | 8,828,155 | 6,192,858 | +43% |
| Basic and diluted earnings per share (sen) | 7.39 | 5.18 | +43% |
| Net dividend per share (sen) | 0.80 | 1.20 | -33% |

Operating performance

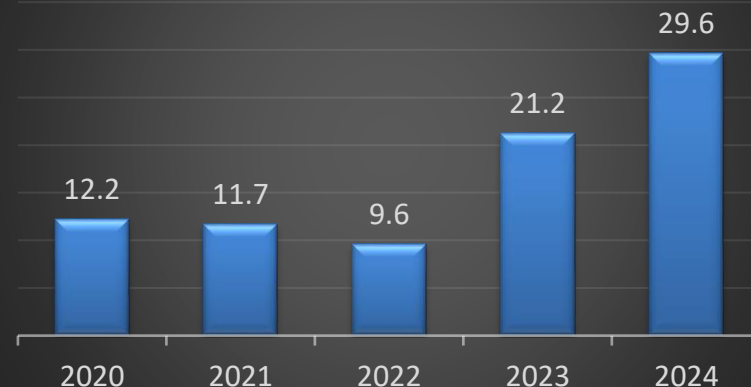
- New record high revenue, adjusted EBITDA and profit attributable to equity holders of the Company
- Net dividend of 0.8 sen per share for FY2024 paid to shareholders

5 Years Financial Performance Summary

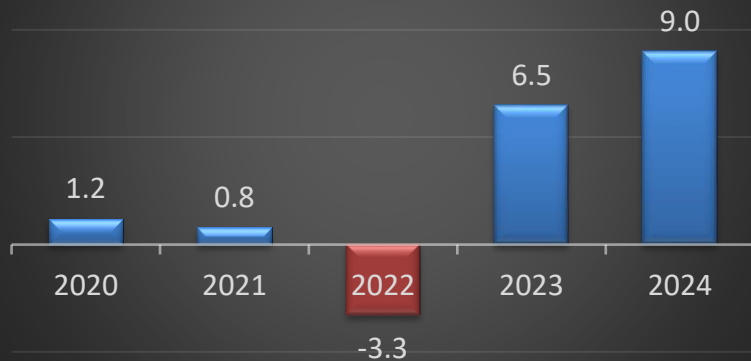
Revenue (RM million)



EBITDA (RM million)



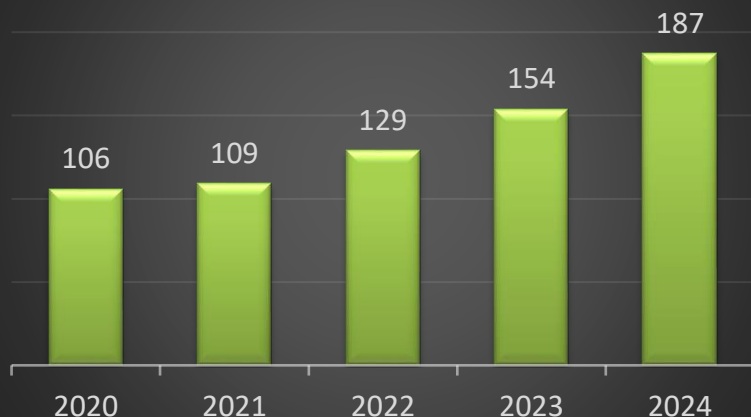
Net Profit/(Loss) (RM million)



- Record high revenue, EBITDA and net profit
- Continues to expand offerings and increase opportunities

5 Years Financial Position Summary

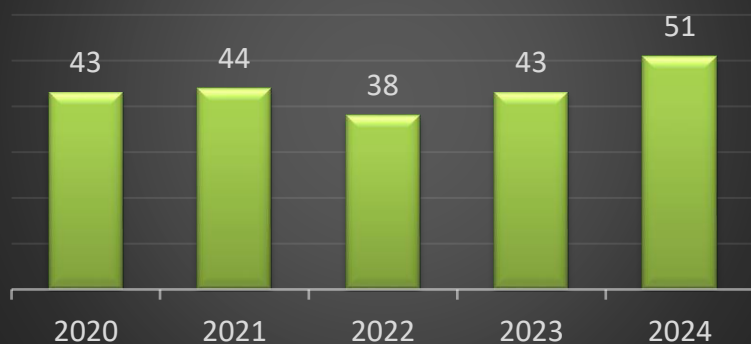
Total Assets (RM million)



Total Cash and Cash Equivalents (RM million)



Shareholders' Equity (RM million)



- Robust cash balance of RM 16 million
- Constant growth in total assets RM 187 million
- Increasing shareholders' equity RM 51 million

MeGroup – Manufacturer & Retailer

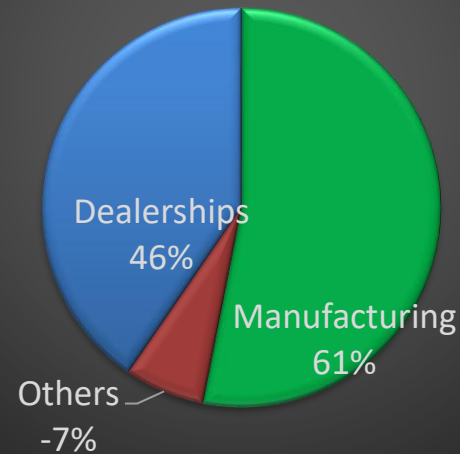
FY2024

- Dealerships contributed higher revenue
- Manufacturing contributed higher EBITDA margin
- Balance portfolios

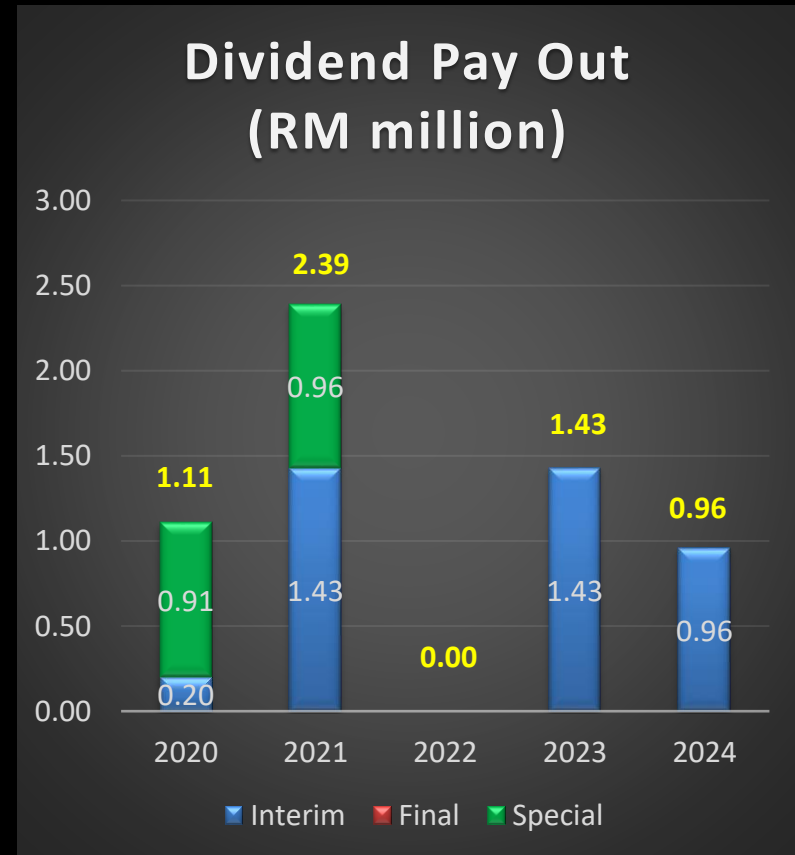
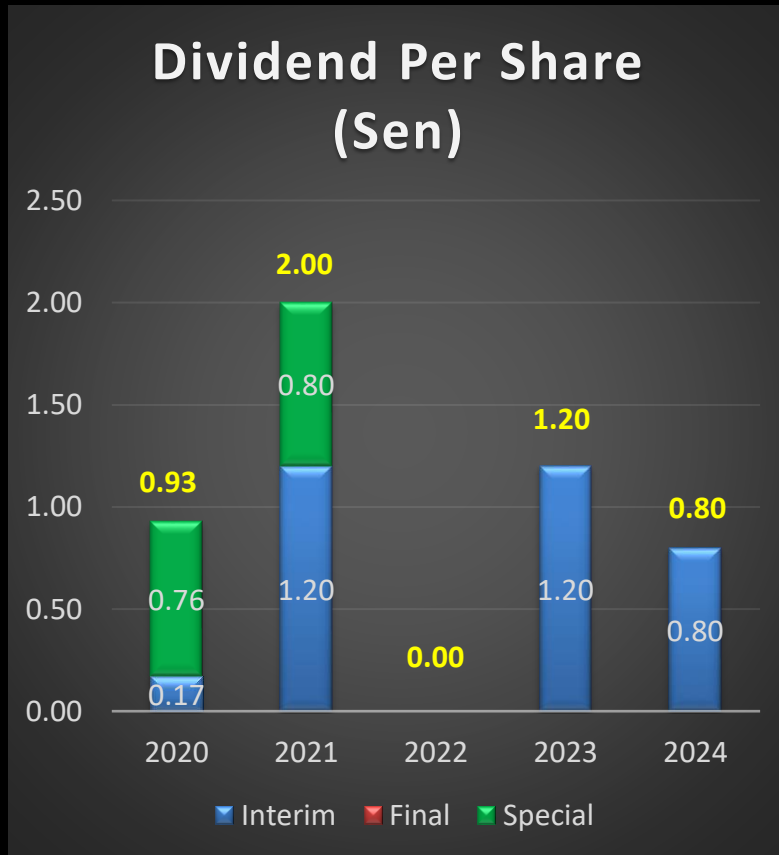
Revenue by business segment
(RM459 million)



EBITDA by business segment
(RM29.6 million)



Dividends



- FY2024 dividend yield: 2.2%
(Based on closing price as at 31 March 2024 of S\$0.105 and Bank Negara Malaysia exchange rate of RM3.4990/S\$)

Thank You

