




SINGAPORELAND



ANNUAL REPORT  
2 0 2 3

# A Tribute to DR WEE CHO YAW



## Looking Up To A Visionary

Dr Wee Cho Yaw (1929 - 2024) was a visionary leader, pioneering entrepreneur and philanthropist. His foresight and business acumen contributed to the significant growth of Singapore Land Group Limited ("SingLand") (previously known as United Industrial Corporation Limited) since becoming the Group's Chairman in 1992 and thereafter taking on the role of Chairman Emeritus and Honorary Adviser in 2023. Under his leadership, the Company flourished into a thriving real estate company that has a diversified portfolio today including \$7.1 billion worth of commercial assets under management.

Dr Wee was also known as an architectural patron who appreciated innovative designs, which led to the development of some of the most iconic buildings in Singapore, leaving an indelible mark on the city's landscape.

Beyond the corporate world, Dr Wee was an active community leader, promoting culture and values, and supporting education. He had a deep sense of duty to preserve Chinese culture and uplift those in need through educational and welfare causes.

Dr Wee had always honoured the values of integrity, unity and teamwork, as he strongly believed that they underscored high standards and excellence, which were instrumental to the growth of the Company. When SingLand and its parent company UOL Group Limited ("UOL") celebrated their 60th anniversary in 2023, Dr Wee encouraged the Group to continue to collaborate as 团结就是力量, which means unity is strength.

The late Dr Wee's legacy will continue to be a guiding beacon for SingLand.

Grand opening of Marina Square in 1988.



Source: The Straits Times © SPH Media Limited. Permission required for reproduction



Singapore Chinese Chamber of Commerce and Industry event in 2004.

Source: Ministry of Information, Communications and the Arts Collection, courtesy of National Archives of Singapore

SG50 Outstanding Chinese Business Pioneers Awards Ceremony in 2015.



Source: Ministry of Communications and Information and the Arts Collection, courtesy of National Archives of Singapore



SingLand and UOL's joint 60th anniversary celebrations at Pan Pacific Orchard in 2023.

# CONTENTS

---

<b>5</b>	Corporate Profile	<b>34</b>	Sustainability
<b>6</b>	Celebrating 60 Years in 2023	<b>40</b>	Corporate Governance Report
<b>10</b>	Financial Highlights	<b>70</b>	Property Summary
<b>11</b>	Sustainability Highlights	<b>74</b>	Five Year Summary
<b>12</b>	Chairman's Message	<b>76</b>	Corporate Information
<b>16</b>	How We Create Value	<b>77</b>	Financial Report
<b>18</b>	Our FY23 Progress	<b>172</b>	Further Information on Board of Directors
<b>20</b>	Board of Directors	<b>177</b>	Statistics of Shareholdings
<b>24</b>	Key Executives	<b>179</b>	Notice of Annual General Meeting
<b>26</b>	Management Review	<b>184</b>	Additional Information on Directors Seeking Re-election
			Proxy Form

# CORPORATE PROFILE

---

Singapore Land Group Limited ("SingLand" or the "Company", together with its group of companies, the "Group") is a premier real estate company listed since 1971.

The Group works across a diversified portfolio that includes commercial offices, retail properties, residential developments, hotels and IT services. Our commercial assets in Singapore currently include 2.7 million square feet of office space and 1 million square feet of retail space. SingLand also owns overseas investment assets in China and the United Kingdom.

We are distinguished by our ambition to create inclusive environments that respect the highest sustainability standards and elevate communities towards a better future.

SingLand is a subsidiary of UOL Group Limited. Together, we leverage each other's strengths to drive sustainable growth for our stakeholders.



# COMMEMORATING 60 YEARS OF EXCELLENCE

2023 was a defining year for the SingLand Group as we marked our 60th anniversary. Even as we recap the highlights in our milestone year, we look to the future with confidence and optimism. Guided by a unifying purpose, our sights are set firmly on building a brighter future for communities to thrive.



## Delivering business value

The Exchange is SingLand's best-in-class flexible workplace solution and features phone booths, co-working areas and multi-purpose function rooms. This modern set-up provides tenants with the most conducive environment to work, collaborate and network.



## Transforming retail experiences

To meet evolving needs and rising demand for experiential shopping, West Mall's transformation promises fresh and exciting retail experiences. From enhanced lifestyle offerings to community-oriented public spaces, these inclusive activity-based concepts are set to attract and engage shoppers and residents living in the vicinity when completed.



▲  
**Strengthening our residential footprint**

Our latest freehold development Watten House, located in Singapore’s prime District 11, comprises 180 large-format residences. Its timeless design steeped in Asian sensibilities drew positive response, with 57% of units booked during its November soft launch.



◀  
**Enhancing environmental sustainability**

Singapore Land Tower’s asset enhancement initiative achieved a major milestone with the successful installation of its curtain wall in the second half of 2023. The new façade reduces heat transfer into the building to improve energy efficiency.



▲  
**Rejuvenating our assets**

SingLand collaborated with Mandarin Oriental Singapore to rejuvenate the iconic John Portman-designed hotel. It reopened in September, unveiling elegant tropical-inspired interiors coupled with an exceptional array of immersive experiences for guests.

“Our success story is not just about financial achievements, it is about the relationships that we have built, the trust we have earned and the positive impact we have had on the communities that we serve.”

Chief Executive Officer  
Jonathan Eu



#### ▲ Building a positive work culture

To foster a positive work culture and commemorate SingLand’s 60-year milestone, we organised SingLand Moves for our 200-strong workforce. The half-day event brought together our employees, who walked, jogged or cycled along routes that featured stops at various SingLand properties.



#### ◀ Contributing to building a resilient Singapore

SingLand donated \$2.5 million to the Lee Kuan Yew Centennial Fund as a tribute to Singapore’s founding prime minister. This contribution reinforces our belief in the importance of education and embracing a continuous learning mindset to build greater resilience.

▶ **Giving back to our community**

SingLand employees contributed more than 1,000 volunteer hours under our social sustainability initiative, SingLand Elevates, to make a positive impact in the community. Highlights included cleaning and painting the homes of elderly residents living in rental flats, and engaging them in meaningful interactions.



◀ **Fostering inclusive communities**

SingLand works closely with partners to create an inclusive environment that supports the well-being of migrant workers, who play an integral role in the real estate industry. Through our partnership with HealthServe, health care and social assistance is provided to those who need it.

▶ **Investing in a greener future**

In support of Singapore's Green Plan 2030, SingLand sponsored the planting of 60 trees by contributing \$18,000 to the Plant-A-Tree initiative, under the National Parks Board's Garden City Fund.



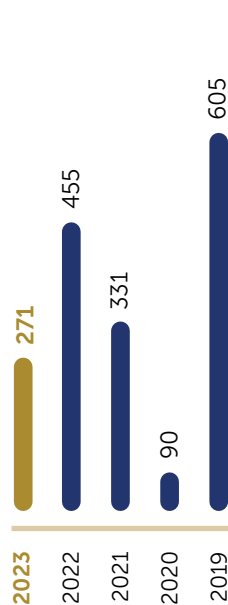


# FINANCIAL HIGHLIGHTS

## Revenue (\$'million)



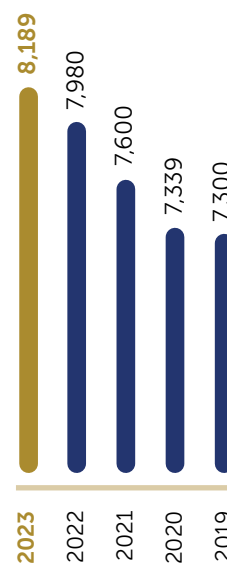
## Net Attributable Profit (\$'million)



## Total Assets (\$'million)



## Shareholders' Equity (\$'million)



(\$'million)	2019	2020	2021	2022	2023
Revenue	706	560	505	611	<b>685</b>
Net profit before fair value and other gains/(losses)	246	216	191	228	<b>189</b>
Other gains/(losses)	210	–	35	–	–
Net fair value gain/(loss) on subsidiaries' investment properties	125	(104)	104	232	<b>108</b>
Share of net fair value gain/(loss) on associates and joint ventures' investment properties	24	(22)	1	(5)	<b>(26)</b>
Net attributable profit	605	90	331	455	<b>271</b>
Total assets	9,025	8,497	9,173	9,451	<b>9,731</b>
Shareholders' equity	7,300	7,339	7,600	7,980	<b>8,189</b>

# SUSTAINABILITY HIGHLIGHTS

---

## CREATING VIBRANT URBAN PLACES

---

## MINIMISING ENVIRONMENTAL IMPACT

---

## NURTURING A FUTURE-READY WORKFORCE AND VALUE-BASED CULTURE

---

## ADVANCING INCLUSION

---



Launched **The Exchange**, a best-in-class **tenant amenity** offering flexible space solutions at Singapore Land Tower

---




**New spaces for discovery, learning and shopping** to be added as part of West Mall's makeover

---



**All nine Singapore commercial and retail buildings** are certified energy and water-efficient

---



Rejuvenating instead of redeveloping Singapore Land Tower saw lower embodied carbon emissions of **over 50%** for the property

---



**1,000 staff volunteer hours clocked** to help vulnerable elderly, underprivileged migrant workers and address climate change

---



Employees walked, cycled or ran for **SingLand Moves**, a signature event featuring stops at SingLand properties

---



**\$2.8 million** donated to support education and causes to **uplift disadvantaged communities**

---



Launched **Women Inspired to Thrive** to advance diversity, equity and inclusion

---

# CHAIRMAN'S MESSAGE



It is with great sadness that I begin my first message as Chairman of SingLand by honouring the memory of Dr Wee Cho Yaw, Chairman Emeritus and Honorary Adviser of SingLand who passed away on 3 February 2024. He was a visionary business leader, pioneering entrepreneur and philanthropist. We wish to record our heartfelt gratitude for Dr Wee's leadership and immense contributions to SingLand.

Dr Wee served as SingLand's Chairman for 30 years before becoming its Chairman Emeritus and Honorary Adviser in 2023. Under his guidance, SingLand flourished into a thriving company and a leading real estate developer in Singapore.

Core to Dr Wee's legacy was his firm belief in the values of honour, unity and commitment. At our joint 60th anniversary celebrations with parent company UOL in 2023, the late Dr Wee reminded us to continue to work in unity (团结就是力量) as a group. We take heart in his words of wisdom and will endeavour to further his legacy by ensuring that these principles continue to anchor

SingLand's dedication to quality and excellence as we step forward into the future.

## 2023 REVIEW

2023 was a volatile year for Singapore and the global economy. The country continued to navigate heightened geopolitical tensions, higher operating cost pressures, supply chain disruptions and manpower shortages. These factors weighed on market sentiments and slowed Singapore's full-year growth for 2023 to 1.1%.

Despite these headwinds, Singapore remained an attractive and stable destination for global and regional businesses. This helped cushion the impact of the global slowdown on real estate demand and our business segments reported stable performance.

Singapore's office sector achieved modest growth in 2023, cushioned by limited new office supply despite the slowdown in demand as companies shifted focus to cost containment and right-sizing of their commercial office space.

The retail sector gained momentum as retailers remained optimistic about post-pandemic business conditions, following the rebound in visitor arrivals and workers returning to office. The hospitality sector continued to gain pace as business and leisure travel resumed, along with large-scale events.

Singapore's private residential sector also saw continued resilience, albeit at a slower pace than in 2022. While the new round of government cooling measures, weak macroeconomic conditions and elevated interest rates impacted overall buying demand, residential projects with strong attributes and located in areas with limited new supply have seen positive take-up.

## FINANCIAL PERFORMANCE

The Group's total revenue for the financial year ended 31 December 2023 recorded \$684.6 million, an increase of 12% from the previous year. Revenue from investment properties declined marginally from \$255.0 million to \$247.1 million, mainly due to the closure of Clifford Centre for redevelopment since January 2023.

The decrease was partially offset by improved performance from its portfolio of commercial properties. Revenue from property trading also posted a decline this year, from \$54.4 million to \$39.0 million, due to lower sales from V on Shenton and Mon Jervois residential projects as these projects had been substantially sold by 2022.

Revenue from hotel operations posted a substantial increase of 45%, from \$195.7 million to \$283.4 million. The hospitality market continued to pick up pace as visitor arrivals continue to trend upwards towards pre-pandemic level.

Share of operating results of associates and joint ventures (excluding net fair value loss on their investment properties) decreased by \$58.9 million, mainly due to lower contribution by the property trading segment and the six-month closure of Mandarin Oriental Singapore for refurbishment.

For the year under review, the Group recorded a net profit before fair value and other gains/losses attributable to equity holders of the Company of \$188.6 million, a decline of 17% compared to \$228.3 million previously. After accounting for fair value gain on subsidiaries' investment properties of \$108.0 million and share of net fair value loss on associate and joint venture's investment properties of \$25.7 million, the Group recorded a net profit attributable to equity holders of \$270.8 million in 2023, compared to \$455.1 million in 2022.

The Board has recommended a first and final tax exempt (one tier) dividend of 4.0 cents per share (2022: 3.5 cents per share) for the financial year ended 31 December 2023. Total dividend pay-out is \$57.3 million (2022: \$50.1 million) or about 30% (2022: 22%) of net profit excluding fair value and other gains/losses attributable to equity holders of the Company.

## SINGAPORE OPERATIONS

In September, SingLand announced that the Group had received provisional permission from the Urban Redevelopment Authority for the proposed partial redevelopment of Marina Square, which will see its rejuvenation into a vibrant mixed-use precinct. Together with the redevelopment of Clifford Centre, we are extending our vision to rejuvenate and optimise our commercial properties. These efforts are also in line with the government's efforts to refresh key areas in Singapore.

At the same time, we replenished our landbank with the successful en-bloc acquisition of former Meyer Park for \$392.2 million through an 20:80 joint venture between SingLand and UOL in February. The freehold seafront site will be developed into MEYER BLUE, a high-rise luxury development with 226 residential units.



Singapore Land Tower's asset enhancement initiative achieved several key milestones in 2023, including the completed installation of the new facade.

# CHAIRMAN'S MESSAGE

---



Watten House, a freehold development comprising 180 large format residences achieved strong sales during its soft launch (Artist's impression).

In July, we acquired an integrated residential and commercial site at Tampines Ave 11 through a 50:50 joint venture between the SingLand-UOL (40:60) consortium and CapitaLand for \$1,206.4 million. The mixed-use development will offer 1,195 residential units and is integrated with a bus interchange, community club and hawker centre. The site has direct access to Tampines North MRT station, part of the Cross Island Line that is targeted for completion by 2030.

Following a six-month closure for its US\$100 million (\$135 million) facelift and transformation, Mandarin Oriental Singapore re-opened its doors in September with new immersive experiences for guests. An official opening ceremony was held on 22 November. During the year, Pan Pacific Singapore also completed a refurbishment of its lobby, hotel rooms and meeting rooms.

## 2024 OUTLOOK

Looking ahead, global economic headwinds – ongoing geopolitical conflicts, tightened financial conditions around inflation, and slowdown in most advanced economies – are key concerns that will weigh on market sentiments and spending in 2024. In this volatile macroeconomic environment, Singapore's economy is expected to grow between 1-3% in 2024.

Despite these multifaceted challenges, the Group remains committed to driving growth by unlocking the full potential of our diversified portfolio. Our plans encompass asset enhancements and the pursuit of redevelopment opportunities for selected properties.

We will also continue to seek new opportunities for joint venture developments and strategic acquisitions

to replenish our landbank and grow our asset portfolio in Singapore and overseas. Even as we steer the Group towards achieving sustainable growth, our focus on fulfilling our environmental, social and governance commitments and maintaining the highest standards of business conduct remains unchanged.

## ACKNOWLEDGEMENTS

On behalf of the Board, I would like to express heartfelt thanks to all our stakeholders, including tenants, partners and shareholders, for their steadfast support.

I wish to express the Board's appreciation to management and staff for their unwavering commitment, resilience and hard work. To my fellow directors, I am grateful for your invaluable guidance and help in shaping our strategy and governance of the Group.



SGX Centre 2 was one of the six award recipients from Singapore recognised at the annual ASEAN Energy Awards for its energy and water efficiency.

The Group's achievements over the past six decades have laid a strong foundation for future growth. Our corporate values of teamwork, adaptability and maintaining a future-forward mindset while keeping people and sustainability at the heart of all we do, will continue to be the anchors of our success as we pursue new opportunities.

I am confident that with the exceptional support of our valued clients and shareholders, the unceasing dedication and efforts of our management and staff, and the ongoing wise counsel of the Board, the Group will grow from strength to strength.

**Wee Ee Lim**  
*Chairman*

February 2024

# HOW WE CREATE VALUE

SingLand seeks to achieve sustainable growth for all stakeholders by leveraging our strengths and adopting an ESG-first approach when conducting our businesses.

We recognise that our people are instrumental to the Group's long-term success and strive to nurture an inclusive work environment while encouraging innovation and a growth mindset.



## PURPOSE

Elevate Communities, Inspire the Future.



## VISION

A creator of inclusive urban places that empower people, businesses and communities to reach their highest potential.



## MISSION

Driving sustainable social, economic and environmental change to create inclusive urban environments.

## OUR VALUES



### PEOPLE & PLANET

Sustainability is at the heart of all we do



### ADAPT TO THRIVE

Being innovative and agile is how we succeed



### WE, NOT I

We achieve more when we work together



### ALWAYS BE LEARNING

We stay curious and embrace a future-forward mindset

## OUR CORE BUSINESS



### PROPERTY INVESTMENT

Leasing of commercial office and retail spaces



### PROPERTY DEVELOPMENT

Development of residential properties for sale



### HOTEL OPERATIONS

Owner of hotels



### TECHNOLOGY OPERATIONS

Distribution of computer hardware, IT solutions and services

## OUR CAPABILITIES



### PROVEN REAL ESTATE TRACK RECORD



### STRONG BALANCE SHEET



### RICH EXPERTISE ACROSS ASSET CLASSES

## OUR PRIORITIES

### BUILDING ON EXISTING STRENGTHS

- Rejuvenating offices
- Reinvigorating retail
- Collaborating with strategic partners

### AN ESG-FIRST APPROACH

- Greening our business
- Building a value-based culture
- Deepening community engagement



## CREATING VALUE FOR STAKEHOLDERS



**OUR CUSTOMERS**



**OUR PARTNERS**



**OUR PEOPLE**



**OUR COMMUNITIES**



# OUR FY23 PROGRESS



The atrium at Marina Square was transformed into a beachscape of balloon sculptures, with beneficiaries from Straits Times School Pocket Money Fund invited to preview the exhibition and participate in a balloon sculpture workshop.

## BUILDING ON EXISTING STRENGTHS

### Rejuvenating offices

SingLand elevated the workplace experience through various Asset Enhancement Initiatives (“AEI”) and improvement projects.

To expand our offerings, we launched The Exchange, an innovative workspace solution at Singapore Land Tower that allows businesses to optimise their real estate footprint with flexible spaces and modern amenities. We also rolled out the SingLand app at Singapore Land Tower, streamlining security access to the building and other services.

In support of Singapore’s car-lite vision, we are enhancing public transport access around SingLand buildings, with refreshed entrances and direct linkways between Shenton Way MRT station, UIC Building and SGX Centre 2. While over at Singapore Land Tower, we opened a comprehensive end-of-trip facility, making it easy for those who actively commute to freshen up for their workday.

### Reinvigorating retail

For SingLand’s malls, our efforts to curate new and vibrant community-centric retail, dining and entertainment offerings allowed us to better serve the growing needs of our customers.

The West Mall AEI is on track for completion in 2025, with exciting new offerings, including a weatherproof outdoor public space, expanded library facilities, and new F&B and retail concepts.

In September, we received provisional permission from Urban Redevelopment Authority for the proposed partial redevelopment of Marina Square, which will see its rejuvenation into a vibrant mixed-use precinct.

### Collaborating with strategic partners

SingLand worked closely with our long-term strategic partners to create best-in-class residential properties and distinctive hospitality experiences.

Our joint venture residential projects recorded resilient performance despite challenging market conditions. The freehold Watten House development at Singapore’s prime District 11 received 57% bookings during its soft launch. Pinetree Hill, the first major residential project in Mount Sinai in 14 years, received bookings for 36% of its units. The Watergardens at Canberra in our existing inventory was fully booked during the year.

To replenish SingLand’s landbank, we successfully acquired the former Meyer Park site with UOL in February, and a government land sales site at Tampines Avenue 11 through the SingLand-UOL consortium and CapitaLand in July.

Our partnerships with hotel operators Pan Pacific Hotels Group and Mandarin Oriental Hotel Group also saw enhanced guest experiences. Mandarin Oriental, Singapore re-opened in September after an extensive six-month transformation with a refreshed look, while Pan Pacific Singapore refurbished its lobby, hotel rooms and meeting rooms during the year.

## AN ESG-FIRST APPROACH

### Greening our business

Mindful of the environmental impact of SingLand's operations, we continued to prioritise the use of innovative sustainable solutions in support of Singapore's long-term sustainability goals. All nine of our Singapore commercial and retail properties are Building Construction Authority ("BCA") Green Mark certified, after Tampines Plaza 1 and Tampines Plaza 2 attained Green Mark Platinum certification following works done to improve their energy performance.

To support our low-carbon transition, we signed two agreements with utilities provider SP Group. Apart from a Memoranda of Understanding for Marina Square, we also signed a Letter of Intent that will see the Clifford Centre redevelopment tap on SP Group's district cooling services when completed. This service enables us to optimise our building's cooling load with other buildings in the Marina Bay district cooling network, increasing energy efficiency and reducing electricity usage.

The completion of Singapore Land Tower's low-emissivity double-glazed curtain wall system was a significant milestone in optimising the building's operational energy use. Improvements to enhance energy and water efficiency at SGX Centre 2 were also recognised at the ASEAN Energy Awards.

### Building a value-based culture

SingLand actively fosters a collaborative workplace culture that values employee well-being, while ensuring that robust standards of operational excellence, governance and risk management compliance continue to be maintained across the organisation.

Through our WISE framework of W-Wellness, I-Inspire, S-Socialize, and E-Energize, we promoted balanced lifestyles by organising various health and wellness activities, such as talks, exercise sessions, a Health & Wellness month, and SingLand's inaugural Bring Your Kids to Work Day.

Other signature initiatives included SingLand Moves, a half-day event which fostered team bonding as employees navigated various routes featuring SingLand properties, and the launch of SingLand's Women Inspired to Thrive that seeks to further conversations around diversity, equity and inclusion issues in the organisation and in the real estate sector.

### Deepening community engagement

We continued to create positive impact in the communities we serve through our social sustainability initiative, SingLand Elevates.

SingLand donated over \$2.8 million to various social causes and charities, including the Lee Kuan Yew Centennial Fund, Community Chest, Straits Times Pocket Money Fund and HealthServe, to support local communities in need. Our efforts to give back have uplifted disadvantaged families, the elderly and migrant workers, among others.

SingLand employees clocked more than 1,000 volunteer hours, organising and participating in meaningful service activities such as cleaning homes and interacting with various underserved groups.



During the June school holidays, SingLand volunteers brought children from Montfort Care's Big Love Child Protection Specialist Centre out for a half-day art activity.

# BOARD OF DIRECTORS

The Board sets the Group's strategic objectives to achieve long-term success and has oversight of SingLand's value creation, innovation and sustainability practices. The Board comprises business professionals with vast industry knowledge in fields such as banking, real estate, legal, private equity and hospitality.

Recognising the value diversity brings to the decision-making process, we have in place a Diversity Policy where we strive to maintain or increase at least 20% of female board representation and consider all other aspects of diversity such as skillsets, age and experience when reviewing the Board's composition. Two of nine of our Board members are female.



**Wee Ee Lim, 62**

*Chairman, Non-Executive and Non-Independent*

**First appointed as Director**  
28 May 1999

**Last re-elected as Director**  
28 April 2023

**SingLand Board Committee(s)**  
-



**Jonathan Eu, 42**

*Executive and Non-Independent*

**First appointed as Director**  
1 July 2022

**Last re-elected as Director**  
28 April 2023

**SingLand Board Committee(s)**  
-



**Lance Yu Gokongwei, 57**

*Non-Executive and Non-Independent*

**First appointed as Director**  
28 May 1999

**Last re-elected as Director**  
27 April 2022

**SingLand Board Committee(s)**  
Audit & Risk Committee  
(Member)



**Liam Wee Sin, 65**

*Non-Executive and  
Non-Independent*

**First appointed as Director**  
10 June 2019

**Last re-elected as Director**  
28 April 2023

**SingLand Board Committee(s)**  
Remuneration Committee (Member)  
Nominating Committee (Member)



**Chng Hwee Hong, 74**

*Non-Executive and  
Independent*

**First appointed as Director**  
23 March 2018

**Last re-elected as Director**  
23 April 2021

**SingLand Board Committee(s)**  
Remuneration Committee  
(Chairperson)  
Nominating Committee  
(Member)  
Audit & Risk Committee  
(Member)



**Tan Khiaw Ngoh, 66**

*Non-Executive and  
Independent*

**First appointed as Director**  
27 February 2020

**Last re-elected as Director**  
28 April 2023

**SingLand Board Committee(s)**  
Audit & Risk Committee  
(Chairperson)

# BOARD OF DIRECTORS

---



**Peter Sim Swee Yam, 68**

*Non-Executive and Independent*

**First appointed as Director**  
30 June 2021

**Last re-elected as Director**  
27 April 2022

**SingLand Board Committee(s)**  
Nominating Committee  
(Chairperson)

Remuneration Committee  
(Member)



**Ng Shin Ein, 49**

*Non-Executive and Independent*

**First appointed as Director**  
1 January 2022

**Last re-elected as Director**  
27 April 2022

**SingLand Board Committee(s)**

-



**Tan Tiong Cheng, 73**

*Non-Executive and Independent*

**First appointed as Director**  
1 July 2022

**Last re-elected as Director**  
28 April 2023

**SingLand Board Committee(s)**

-



**ELEVATE COMMUNITIES,  
INSPIRE THE FUTURE**

# KEY EXECUTIVES

---



Our key executives are responsible for the management of the Group's business operations and execution of its strategy to meet set goals and objectives.

Collectively, their broad perspectives across various specialisations such as investments, asset management and accounting enable the Group to optimise the value of its existing portfolio of commercial assets and pursue new growth opportunities. Two of five of our key executives are female.



## 1. Jonathan Eu

*Chief Executive Officer*

Jonathan is responsible for driving the Group's overall strategy and delivering on its corporate purpose.

Under his leadership, the company embarked on a strategic transformation to drive sustained growth for its real estate business, starting with its rebranding to Singapore Land Group in 2021.

Jonathan plays a pivotal role in steering SingLand's sustainability initiatives. Apart from leading the Group's efforts aimed at uplifting individuals and underserved communities, he oversees SingLand's environmental initiatives that seek to address climate change.

Jonathan joined SingLand in 2020 as the Chief Operating Officer. Prior to SingLand, he spent 10 years with UOL Group Limited. Jonathan was the General Manager, Investment and Asset Management, and spearheaded innovation and digital transformation initiatives.

Jonathan is a Director of SingLand and several SingLand subsidiaries. In 2023, he was appointed a member of the Council for Board Diversity, which spearheads efforts to advance board diversity across public, people and private sectors.

Jonathan graduated with a Bachelor of Science in Economics and concentrations in Finance and Operations & Information Management, at the Wharton School, University of Pennsylvania, USA.

## 2. Goh Poh Leng

*Head, Commercial*

Poh Leng is responsible for the marketing strategies of the Group's commercial office and retail properties. Since joining SingLand in 1992, she has held various positions prior to her current appointment and has extensive knowledge of the commercial real estate sector. Including her time with an international property consultancy firm, Poh Leng has more than 30 years of experience in the real estate industry.

Poh Leng graduated from the National University of Singapore with a Bachelor of Science in Estate Management (Honours) and subsequently obtained her Certified Diploma in Accounting and Finance from The Association of Chartered Certified Accountants, UK. She also serves as a Director of various SingLand subsidiaries.

## 3. Kenneth Lee

*Head, Finance*

Kenneth oversees the finance, tax, treasury and risk management functions of the Group. Prior to this appointment, he was the Financial Controller and Company Secretary of Marina Centre Holdings Private Limited, a major subsidiary of SingLand. Kenneth has more than 25 years of experience in financial management. He began his career as an auditor in an international accounting firm and subsequently took on management positions with listed companies in the manufacturing, hospitality and real estate industries.

Kenneth graduated from the Nanyang Technological University with a Bachelor of Accountancy (Second Class Upper Honours) and is a fellow of the Institute of Singapore Chartered Accountants. He also serves as a Director of several SingLand subsidiaries.

## 4. Teo Hwee Ping

*Head, Legal and Company Secretary*

Hwee Ping is responsible for the legal, corporate secretarial and compliance functions of the Group, and is also its Data Protection Officer. Prior to her current role, she was SingLand's Assistant Company Secretary. She built her experience in dispute resolution when she practised as a litigation lawyer and also in her role as business development director at an international maritime arbitration centre. Hwee Ping is actively involved in the Group's corporate social responsibility initiatives and is passionate about advancing women empowerment, gender equality and sustainability.

Hwee Ping holds a Bachelor of Arts degree in Law (Second Class Upper Honours) from the University of Kent at Canterbury, UK.

## 5. Joseph Lim

*Head, Investment and Portfolio Management*

Joseph oversees the Group's investments, portfolio and asset management. He is responsible for seeking growth opportunities and driving business strategies such as SingLand's asset enhancement initiatives, which are aimed at maximising income and the asset value of properties.

Prior to his current role, Joseph was the Deputy Head, Investment and Portfolio Management at CapitaLand Integrated Commercial Trust, where he was involved in the creation of the Trust. He has more than 18 years of experience in real estate development, investment, portfolio management and asset management.

Joseph graduated from National University of Singapore with a Bachelor of Science in Real Estate (Second Class Upper Honours) and a Minor in Technopreneurship.



# MANAGEMENT REVIEW

## COMMERCIAL

### 2023 OVERVIEW

2023 started on a cautionary note as global macroeconomic concerns weighed down on Singapore's economic performance. Despite the headwinds, Singapore remained well-positioned as an attractive and stable destination for global and regional businesses.

Even as many companies shifted their focus to cost containment and right-sizing of their real estate footprint, the office sector achieved modest growth in 2023. Corporations continued to seek out quality office space in well-located buildings with comprehensive facilities to support talent retention and flexible work strategies.

In the retail sector, leasing activity saw sustained growth in 2023. Retailers remained optimistic about post-pandemic business conditions as more tourist arrivals and workers returning to the office led to increased shopper footfall. Strong demand from Food and Beverage ("F&B") operators also underpinned retail growth.

### OFFICE HIGHLIGHTS

SingLand's 2023 office portfolio kept pace with the industry average with a committed occupancy of 89%.

In 2023, we made progress on our long-term strategy to unlock value and optimise yield from our portfolio of assets through various Asset Enhancement Initiatives ("AEI").

Enhancement works at our flagship Singapore Land Tower delivered on several key milestones in 2023 and is on track for completion in the second half of 2024.

The launch of The Exchange at the building's level five met growing demand from our tenants for flexible workplace solutions to optimise their real estate footprint. Works are underway at the building's level four to offer more amenities, such as an auditorium and multi-purpose function rooms. With the growing emphasis on wellness and more environmentally friendly ways of commuting to the workplace, an end-of-trip facility complete with extra features, such as an air dresser and garment steamer, opened at the building's basement one. To enhance the building's security and facilitate contactless access, the SingLand app was launched for Singapore Land Tower. The app also allows for more efficient fault reporting for building maintenance and information sharing.

As we refresh our properties, we continually seek to improve their environmental performance through system upgrades and retrofitting works. During the year, Tampines Plaza 1 and Tampines Plaza 2 obtained the Building Construction Authority ("BCA") Green Mark Platinum certification. With this achievement, all nine of our Singapore commercial and retail properties are Green Mark certified.

Our efforts towards engaging tenants continued throughout the year. Highlights included complimentary hot beverages by social enterprise Foreword Coffee at Singapore Land Tower, spin classes at UIC Building and a Mooncake Fair at Singapore Land Tower which allowed tenants



The SingLand app facilitates security access into the building, booking of amenities and other services.



Tampines Plaza 1 and Tampines Plaza 2 were certified BCA Green Mark Platinum in 2023.

to make discounted purchases of mooncakes from the Group's hotels. These events were popular with our tenants, and we look to curate more engaging activities to build vibrant communities at our properties in 2024.

We are supportive of Singapore's car-lite vision and continually seek to improve access to public transport from our buildings. The opening of the Shenton Way MRT station in November 2022 provided added convenience to our tenants in UIC Building and SGX Centre 2. We further improved the arrival experience with a refreshed lift lobby connecting Shenton Way MRT to UIC Building in 2023. Plans are underway to improve the sheltered walkway in front of SGX Centre 2 to provide more seamless connectivity to Shenton Way MRT station in the second half of 2024.

### RETAIL HIGHLIGHTS

In 2023, SingLand continued to bring refreshing retail experiences to shoppers and their families at its malls. Committed occupancy at West Mall was 100% while Marina Square achieved near full occupancy. To support more community-centric retail experiences, asset enhancement works for West Mall aimed at transformation and renewal commenced in the first half of 2023 and is on track to complete in the first half of 2025. Highlights include the conversion of the mall's open plaza to a sheltered public space, expansion of the existing Bukit Batok Public Library, as well as new retail and food and beverage offerings at the mall's basement one. West Mall remains operational throughout the AEI, and works are being completed in phases to minimise disruption to shoppers and tenants.

In September, SingLand announced that the Group had received provisional permission from the Urban Redevelopment Authority for the proposed partial redevelopment of Marina Square, which will see its rejuvenation into a vibrant mixed-use precinct. This project will extend our vision to rejuvenate and optimise our commercial properties, while unlocking new value from our portfolio.

# MANAGEMENT REVIEW

---



The shopping experience at West Mall will be further enhanced with new retail and F&B offerings at its basement one (Artist's impression).

## MARKET OUTLOOK 2024

Inflationary pressures and ongoing geopolitical conflicts are expected to weigh on global business growth. Against this backdrop, overall office demand is forecasted to hold steady as companies focus on renewals in their current premises in place of moving office or expansions. Demand for space in buildings with value-added services, such as comprehensive tenant amenities, is expected to stay resilient.

Retail outlook is set to remain buoyant in 2024 on the back of continued improvement in visitor arrivals and a strong line-up of major events in Singapore. Shoppers are expected to patronise malls with experiential offerings over those without.

SingLand's two-pronged approach to achieving long-term growth will encompass transforming our assets to unlock their full value and differentiating them by offering the highest standards of amenities and experiences.



Mandarin Oriental, Singapore reopened in September 2023 with a refreshed look and new experiences for hotel guests.

## SINGAPORE HOTELS

### 2023 OVERVIEW

The hospitality sector experienced strong recovery in 2023 as international borders re-opened and visitor arrivals rebounded. This was despite challenges, including slower return of outbound tourists from China and Japan and a shortage of skilled manpower.

In 2023, occupancy at Pan Pacific Singapore and PARKROYAL COLLECTION Marina Bay, Singapore trended upwards, in tandem with recovery in the tourism sector. Average occupancy for Pan Pacific Singapore was 67% and PARKROYAL COLLECTION Marina Bay, Singapore was 79%.

Mandarin Oriental, Singapore re-opened on 8 September 2023 after an extensive six-month transformation. It welcomed guests with a refreshed look and an exciting array of immersive experiences. During the year, Pan Pacific Singapore also completed a refurbishment of its lobby, hotel rooms and meeting rooms.

### MARKET OUTLOOK 2024

The recovery momentum for the Singapore hospitality market is expected to continue into 2024 as flight capacity and travel demand gradually rebound to pre-pandemic levels. However, broader global economic uncertainties may impact Singapore's tourism and hospitality sector growth trajectory.

# MANAGEMENT REVIEW



The Watergardens at Canberra (Artist's impression)

## SINGAPORE RESIDENTIAL PROPERTIES

### 2023 OVERVIEW

Singapore's private residential prices recorded moderate growth in 2023. With the raising of Additional Buyer's Stamp Duty ("ABSD") rates in April, coupled with weak macroeconomic conditions and higher interest rates, there was a general decline in buying demand in the private residential property market. Despite these challenges, SingLand reported overall resilient residential sales, as residential projects with strong attributes and located in areas with limited new supply continued to see positive take-up.

### HIGHLIGHTS

July marked the launch of the 520-unit Pinetree Hill, the first major residential project in Mount Sinai in 14 years. The development, a 20:80 joint venture by SingLand and UOL, is conceptualised as a 'house on a hill' and comprises three 24-storey residential towers located on elevated ground. As at 31 December 2023, we have received bookings for 36% of the units.

In November, the soft launch of Watten House, a 20:80 joint development by SingLand and UOL, was well-received, with bookings received for 57% of its 180 units. Located in Singapore's prime residential area of District 11, the freehold development comprises 180 large format residences. Surrounded by nature and close to a wide array of lifestyle amenities, Watten House is also within the 1km radius of popular schools such as Nanyang Primary School and Raffles Girls' Primary School.

We continued to see steady sales momentum for our existing inventory with 100% sales achieved for The Watergardens at Canberra, a 30:70 joint venture project by SingLand and UOL.

At the same time, we replenished our landbank with the successful en-bloc acquisition of former Meyer Park for \$392.2 million through an 20:80 joint venture between SingLand and UOL in February. The freehold seafront site

will be developed into MEYER BLUE, a high-rise luxury development with 226 residential units. The development enjoys unblocked views and will benefit from the future Long Island project.

We also acquired a government land sales site at Tampines Avenue 11 for \$1,206.4 million through a 50:50 joint venture between the SingLand-UOL (40:60) consortium and CapitaLand in July.

The mixed-use development will offer 1,195 residential units and will be integrated with a bus interchange, community club and hawker centre. The site has direct access to Tampines North MRT station, which is part of the Cross Island Line that is targeted for completion by 2030.



Pinetree Hill (Artist's impression)

During the year, we obtained the Temporary Occupation Permit ("TOP") for Avenue South Residence. Clavon, a 640-unit development is expected to obtain its TOP in the first half of 2024.

In recognition of the Group's commitment to creating best-in-class residential projects, we received several awards at the Edgeprop Singapore Excellence Awards 2023, International Property Awards 2023 and PropertyGuru Asia Property Awards 2023.

### MARKET OUTLOOK 2024

The private residential sector is expected to see some growth as borrowing costs ease. With the latest set of cooling measures in place, Singaporeans will continue to form the bulk of private home sales. Regardless of the challenges ahead, we remain optimistic about the Singapore residential market and will continue to seek potential land parcels through public and private acquisitions to replenish our landbank.

Two residential projects are slated for launch in 2024 – MEYER BLUE, a 226-unit development at Meyer Road and a mixed-use development with 1,195 residential units at Tampines Avenue 11. Together, these projects will expand our portfolio of residential developments to meet the diverse needs of homeowners in Singapore.

#### EdgeProp Excellence Awards 2023

##### AMO Residence

- Top Development, Residential (Uncompleted)
- Design Excellence, Residential (Uncompleted) Non-Central
- Landscape Excellence, Residential (Uncompleted) Non-Central
- Sustainability Excellence, Residential (Uncompleted) Non-Central
- Innovation Excellence, Residential (Uncompleted) Non-Central

#### International Property Awards 2023

- AMO Residence - Best Apartment / Condominium Development Singapore
- Pinetree Hill – Best Residential High Rise Development Singapore
- Pinetree Hill – Best Residential High Rise Architecture Singapore

#### PropertyGuru Asia Property Awards Singapore 2023

##### Watten House

- Best Luxury Condo Development
- Best Luxury Condo Architectural Design
- Best Luxury Condo Landscape Design

##### Pinetree Hill

- Best Premium Condo Landscape Design
- Best Premium Condo Development – Highly Commended
- Best Premium Condo Architectural Design – Highly Commended

# MANAGEMENT REVIEW

## OVERSEAS INVESTMENTS

### 2023 OVERVIEW

SingLand has investments in residential, hospitality and mixed-use developments in global gateway cities, such as London and Tianjin.

In the United Kingdom, prime office assets in London saw resilient leasing activity, despite challenging macroeconomic conditions. In China, the hospitality industry showed moderate improvement although recovery of corporate travel was slower than expected. A key factor for this was the frequency of international flights, which remained below pre-pandemic levels.

### HIGHLIGHTS

In 2023, SingLand achieved a committed occupancy of 87% for 120 Holborn Island. The mixed-use freehold property in Midtown, Central London is owned by SingLand and UOL on a 50:50 basis.

In China, The Westin Tianjin, a 275-room hotel located within Heping District at the heart of Tianjin's CBD saw occupancy improving to 77%.

### MARKET OUTLOOK 2024

The hospitality industry in China is expected to recover further in 2024, supported by strong domestic demand from corporate and leisure travellers during the public holiday season.

Even as continued impact of the global economic slowdown, geopolitical tensions and weak market sentiments extend into 2024, we will continue to monitor and manage our overseas portfolio to overcome these challenges.



The Westin Tianjin

Our focus continues to be on achieving stable recurring income for our existing assets while we look for new opportunities to expand our footprint.



## INFORMATION TECHNOLOGY

### 2023 OVERVIEW

During the year, Singapore's IT industry faced disruption with several mergers and acquisitions among IT players. Challenging macroeconomic conditions also impacted the industry's performance and SingLand's technology arm, UIC Technologies Group ("UICT").

Despite these headwinds, the private sector continued to invest in technology to achieve greater efficiency and cost savings. This contributed to a 9% increase in UICT's revenue to \$110 million, from \$100 million in 2022. Pre-tax profit of \$10.8 million for 2023 represented a 15% increase, as compared to \$9.4 million in 2022.

### HIGHLIGHTS

UICT strives to be an enabler for businesses that are pursuing digital transformation to achieve growth through three core offerings: systems integration, IT services, payroll software and human resource outsourcing services.

In 2023, UICT continued to collaborate with leading vendors, including Microsoft, Hewlett Packard Enterprise, HP Inc, Dell Technologies, Lenovo, Red Hat and VMware, to offer end-to-end IT solutions for addressing the software, infrastructure and security needs of enterprises.

For its contributions to the industry, UICT received several accolades, including:

- Dell FY2023 Data Centre Solutions-Server, Platinum Partner & Partner of the Year
- Lenovo SMB Top Seller Award FY2023

### MARKET OUTLOOK 2024

The IT industry is expected to stay resilient in 2024, in line with Singapore's projection of modest economic growth. Key trends include enterprises looking for solutions to enhance their IT security as cybersecurity threats increase. Artificial intelligence-powered solutions for enhancing productivity, efficiency and collaboration are also expected to be sought after among companies, particularly those in the education and financial sectors.

To support sustained performance, UICT will continue to develop core competencies in areas such as cloud computing, enterprise mobility and security. Productivity improvement plans are also being implemented to drive growth and profitability.



# SUSTAINABILITY

## INTRODUCTION

SingLand is committed to making a positive impact by placing sustainability at the heart of our business. In 2023, we continued to embed sustainability practices in our operations and allocate more resources towards supporting various communities.

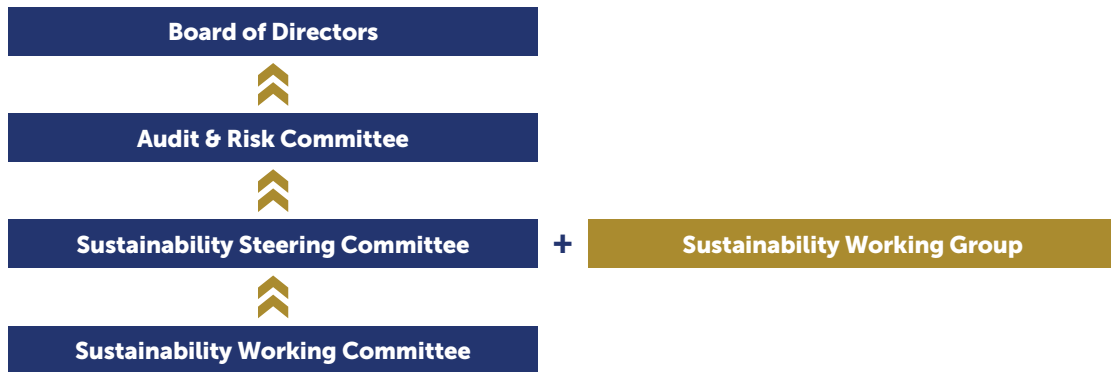
## SUSTAINABILITY FRAMEWORK

SingLand's Sustainability Framework addresses the Environmental, Social and Governance ("ESG") components across three key areas of operations – *Corporate, Development, and Assets & Investments*.

	CORPORATE	DEVELOPMENT	ASSETS & INVESTMENTS
ENVIRONMENTAL	<ul style="list-style-type: none"> <li>• Energy Use and Greenhouse Gas Emissions</li> <li>• Water Use</li> <li>• Waste Management</li> <li>• Responsible Procurement</li> </ul>	<ul style="list-style-type: none"> <li>• Embodied Carbon</li> <li>• Operational Energy Consumption</li> <li>• Carbon Emissions</li> <li>• Water Use</li> <li>• Waste Management</li> <li>• Sustainability Certification</li> <li>• Responsible Procurement</li> <li>• Biodiversity Impact</li> </ul>	<ul style="list-style-type: none"> <li>• Energy Consumption</li> <li>• Carbon Emissions</li> <li>• Water Use</li> <li>• Waste Management</li> <li>• Portfolio Improvement Targets</li> <li>• Biodiversity Impact</li> </ul>
SOCIAL	<ul style="list-style-type: none"> <li>• Employee Health and Safety</li> <li>• Employee Learning and Development</li> <li>• Corporate Philanthropy and Volunteering Initiatives</li> <li>• Diversity, Inclusion and Employee Well-being</li> </ul>	<ul style="list-style-type: none"> <li>• Worker Health and Safety</li> <li>• Worker Welfare and Well-being</li> <li>• Community Outreach, Education and Support</li> <li>• Social Value in Design, Construction and Operation</li> </ul>	<ul style="list-style-type: none"> <li>• Tenant Engagement Programmes</li> <li>• Tenant Satisfaction Survey</li> <li>• Health and Well-being of Tenants</li> <li>• Community Engagement</li> <li>• Social Risk Assessments</li> </ul>
GOVERNANCE	<ul style="list-style-type: none"> <li>• Shareholders' Rights</li> <li>• Risk Management</li> <li>• Policies and Processes</li> <li>• Disclosure and Reporting</li> </ul>	<ul style="list-style-type: none"> <li>• Health and Safety Policies</li> <li>• Due Diligence and ESG Policies</li> <li>• Procurement and Construction Policies</li> </ul>	<ul style="list-style-type: none"> <li>• ESG-specific Requirements in Lease Contracts</li> <li>• Building Certifications</li> </ul>

## SUSTAINABILITY GOVERNANCE STRUCTURE

SingLand’s Board of Directors has overall responsibility for the Group’s sustainability issues, with the Board’s Audit & Risk Committee (“ARC”) having oversight of matters pertaining to ESG risk management and performance. These include addressing ESG issues in our business strategies, ensuring the relevance of material topics, and conducting regular reviews of ESG targets and performance, climate-related risks and opportunities, and annual sustainability reports.



SingLand’s Sustainability Steering Committee (“SSC”) provides the ARC with quarterly updates on relevant sustainability matters. Chaired by the CEO, the SSC comprises senior management representatives from SingLand’s corporate and business functions. The Sustainability Working Group (“SWG”) comprises the SSC as well as selected representatives from SingLand’s Board and management. Where necessary, the ARC chairperson will convene the SWG to facilitate more in-depth discussions on ESG matters. Supporting the SSC is the Sustainability Working Committee (“SWC”), which is responsible for collecting, reporting and validating ESG performance data.

To drive ESG performance, SingLand has developed comprehensive risk management policies that ensure the effectiveness and adequacy of internal controls for mitigating the Group’s compliance, sustainability, environmental and climate change risks.

Policies and mechanisms which govern anti-bribery and anti-corruption, regulatory compliance, and business conduct are also in place to ensure compliance and accountability of Group staff across all levels.

SingLand’s Personal Data Protection Policy covers the collection, usage, storage, and disposal of personal data of employees, customers, and suppliers in the course of operations, to ensure compliance with Singapore’s Personal Data Protection Act (“PDPA”). To further safeguard data privacy, all SingLand employees handling personal data undergo mandatory PDPA training, while quarterly refresher courses are required for all SingLand employees.

## MATERIALITY

SingLand adopts the Global Reporting Initiative (“GRI”) standard as our main sustainability reporting framework. We also comply with the Singapore Exchange Securities Trading Limited (“SGX-ST”) Listing Rules (711A and 711B) – Sustainability Reporting, including climate-related disclosure requirements according to the Task Force on Climate-related Financial Disclosures (“TCFD”) recommendations.

SingLand’s 2023 material topics are as follows:

<b>ENVIRONMENTAL</b>	<ul style="list-style-type: none"> <li>• Energy and Greenhouse Gas Emissions</li> <li>• Water</li> <li>• Waste</li> <li>• Product Design and Lifecycle Management</li> </ul>
<b>SOCIAL</b>	<ul style="list-style-type: none"> <li>• Product and Service Quality</li> <li>• Diversity, Inclusion and Employee Well-being</li> <li>• Health and Safety</li> </ul>
<b>GOVERNANCE</b>	<ul style="list-style-type: none"> <li>• Anti-corruption and Ethical Business Practices</li> <li>• Cybersecurity and Data Privacy</li> <li>• Sustainable Supply Chain</li> <li>• Responsible Investment</li> </ul>

# SUSTAINABILITY

UN Sustainable Development Goals (“SDGs”) which SingLand contributes towards:



## ENVIRONMENTAL INITIATIVES

In 2023, SingLand launched several key initiatives to support our transition towards becoming a low-carbon business. Among these was our signed agreements with utilities group SP Group in May. Apart from a Memoranda of Understanding for Marina Square, we also signed a Letter of Intent that will see the Clifford Centre redevelopment tap on SP Group’s district cooling services when completed. This service enables individual building owners to share and optimise their cooling load with others in the Marina Bay district cooling network, thereby increasing energy efficiency and reducing electricity usage.

During the year, Tampines Plaza 1 and Tampines Plaza 2 obtained the Building Construction Authority (“BCA”) Green Mark Platinum certification. With this achievement, all nine of our Singapore commercial and retail properties are Green Mark certified, ahead of our initial target to attain this by 2030. At the same time, SGX Centre 1 and 2 were among the six award recipients from Singapore at the annual ASEAN Energy Awards under the Energy Efficient Building (Retrofitted) category, as upgrades to the air-conditioning, lighting and car park ventilation systems delivered energy and water efficiency gains.



With the Green Mark Platinum certification of Tampines Plaza 1 & 2 in 2023, all nine Singapore commercial properties are Green Mark certified.



The interactive exhibition held at Marina Square's atrium showcased the impact of ocean pollution on marine life using large animal sculptures made of eco-friendly materials.

As part of our sustainability journey, we are assessing the total carbon impact of SingLand's property portfolio, starting with Singapore Land Tower. During the year, we conducted an embodied carbon study for the building and its ongoing asset enhancement initiative ("AEI"). Findings from the study revealed that our move to extensively upgrade the building while retaining its existing structure enabled us to effectively lower carbon emissions by more than 50% compared to the conventional demolish and rebuild approach. The study also showed that the building had an efficient structure above industry benchmarks, further reinforcing that we had made the right choice to embark on the AEI. An assessment of the AEI's impact on reducing the building's operational carbon emissions is ongoing and expected to complete in the second half of 2024.

Another significant milestone was the completion of Singapore Land Tower's low-emissivity double-glazed curtain wall system in the second half of 2023. With the new glass façade, heat transfer into the building is reduced bringing about improved energy efficiency.

To raise awareness about climate change, SingLand joined the global Earth Hour efforts on 25 March by switching off all non-essential lights at SingLand properties for 60 minutes.

SingLand malls also ran environmental awareness campaigns to engage shoppers. To commemorate World Oceans Day and World Environment Day, Marina Square partnered with Singapore Polytechnic to install large ocean animal sculptures made from recycled paper fibres at its central atrium to showcase the impact of ocean pollution on marine life. At West Mall, upcycling workshops organised during the June school holidays showed shoppers and their children how to transform unwanted objects, such as glass bottles, into useful items.

## TENANT ENGAGEMENT

SingLand's continuing efforts to build vibrant communities in 2023 encompassed tenant engagement events and enhanced building amenities.

At Singapore Land Tower, new offerings such as The Exchange, our tenant amenity that provides flexible workplace solutions, and a comprehensive end-of-trip facility added convenience. We also renewed our partnership with social enterprise Foreword Coffee, to serve complimentary hot beverages to tenants, while helping raise awareness for their social mission to empower persons with disabilities through employment opportunities. Other engagement highlights included an insightful session on Singapore Land Tower's rich 40-year history led by architectural photographer Darren Soh, and complimentary spin classes at UIC Building.

# SUSTAINABILITY

## EMPLOYEE ENGAGEMENT

SingLand's Employee Engagement Programme focuses on four key pillars: W-Wellness, I-Inspire, S-Socialize, and E-Energize. To promote balanced and healthy lifestyles, SingLand organised a wide range of employee activities during the year, including regular talks on trending topics such as ergonomics and mental wellness, and a Health & Wellness Month in September offering complimentary health screenings.

Other signature events included our inaugural 'Bring Your Kids to Work' day where SingLand employees brought their children or volunteered as helpers for a day packed with fun-filled activities, including a Lego workshop, magic show, scavenger hunt, and games. SingLand Moves, a half-day event for our 200-strong workforce to walk, jog or cycle along routes featuring stops at various SingLand properties, successfully promoted teamwork and bonding.

To advance diversity, equity and inclusivity ("DEI") in SingLand and advocate for DEI in the real estate industry, we launched the Women Inspired to Thrive initiative in 2023, under the SingLand Empowers umbrella. Bimonthly closed-door sharing sessions encouraged open conversations about relevant issues affecting today's

female professionals. In March, SingLand celebrated International Women's Day with a talk that was open to all staff to learn about leadership challenges faced by women. Our multifaceted support for female employees was recognised at the HR Excellence Awards 2023 where SingLand was a Finalist in the Excellence in Women Empowerment Strategy category.

Key findings from an employee engagement survey conducted by an external consultant during the year showed that 80% of employees would recommend SingLand as a good place to work, given its positive environment and collaborative and family-oriented culture. Two out of three employees agreed that they have opportunities to lead and attain success, feel safe to voice their opinions, and work in an environment that supports growth and well-being.

Following the exercise, we honed our corporate purpose of Elevate Communities, Inspire the Future, to align closely with our vision and mission. More employee outreach and engagement activities will be rolled out in 2024 to apply our corporate purpose and values at work, and build even more positive and thriving work environments.



In a Group-wide employee engagement survey, majority of respondents recommended SingLand as a good place to work.



Our employees' children engaged in a day of activities at SingLand's corporate office.

## COMMUNITY ENGAGEMENT

To celebrate SingLand's 60th anniversary, through SingLand Elevates, we renewed our commitment to support various social causes and charities with donations totalling \$2,868,000.

This included a \$2.5 million contribution to the Lee Kuan Yew Centennial Fund, which reinforces SingLand's belief in the importance of education and a continuous learning mindset. We also donated \$120,000 to NUS College of Design and Engineering to support female students studying design, architecture and engineering, along with donations of \$100,000 to Community Chest, \$60,000 to Straits Times Pocket Money Fund, and \$50,000 to HealthServe. These donations will benefit low-income families, migrant workers and the elderly, among others.

In 2023, SingLand employees contributed more than 1,000 volunteer hours to support underprivileged communities. On 25 August, some 80 employees participated in SingLand Volunteers, our annual volunteering event. We partnered with Central Singapore Community Development Council to transform the living spaces of elderly residents by spring-cleaning and painting 20 rental flats at Bendemeer. We were glad to have volunteers from one of our Singapore Land Tower tenants participate in the event too.

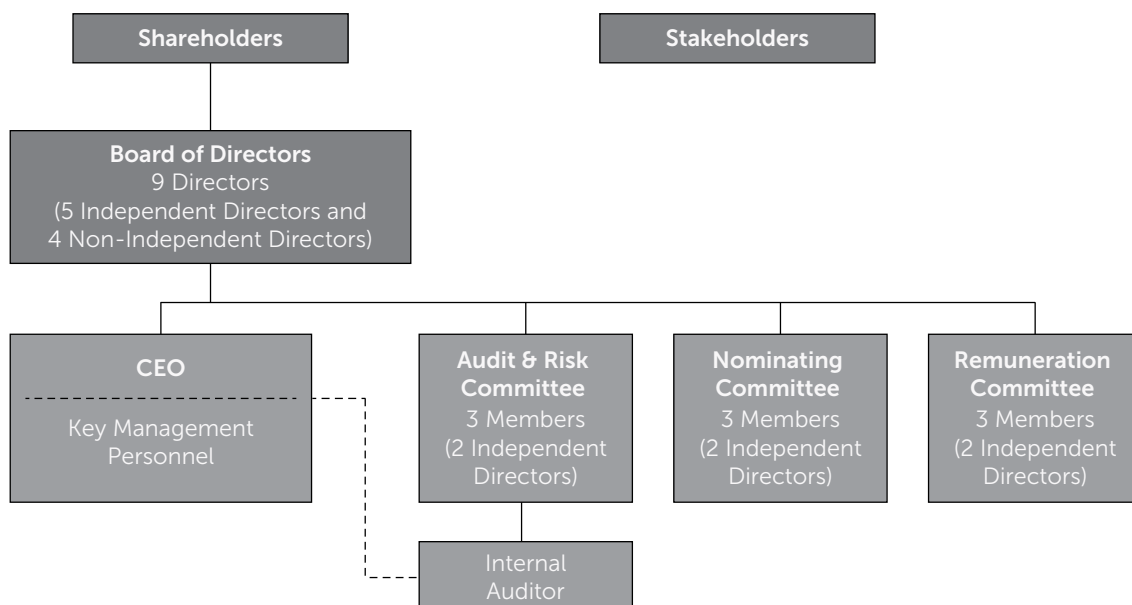
Recognising the integral role that migrant workers play in our real estate operations, SingLand works closely with partners to create an inclusive and supportive environment

that improves their well-being. SingLand's long-term support for HealthServe includes a S\$50,000 donation annually to provide underprivileged migrant workers with medical and dental care, mental health services, and social assistance. On 22 November, SingLand sponsored a West Mall outing for 40 beneficiaries from HealthServe. Each migrant worker was paired with a SingLand volunteer who hosted them for grocery shopping valued at \$70 followed by a hearty lunch.

Apart from supporting local communities, we also look to address climate change through SingLand Elevates. To enhance Singapore's natural environment, over 30 employees volunteered to clean up the Pasir Ris Park coastal area on 31 March, in partnership with social enterprise Ocean Purpose Project. Within two hours, we collected 168kg of litter, including plastic waste that would be converted into clean hydrogen fuel. On 6 October, some 80 volunteers planted 60 trees along the Rail Corridor, as part of SingLand's donation of \$18,000 to the Plant-A-Tree initiative under the National Parks Board's Garden City Fund.

*Details of SingLand's sustainability programmes, targets, and outcomes for 2023 can be found in Sustainability Report 2023. This will be published on <https://singaporeland.com/esg/sustainability-report/> in May 2024.*

# CORPORATE GOVERNANCE REPORT



In accordance with Rule 710 of the Singapore Exchange Securities Trading Limited (“SGX-ST”) Listing Manual (“Listing Manual”), the Company’s corporate governance practices, processes and activities for the financial year with reference to the principles, provisions and guidelines in the Code of Corporate Governance 2018 (“Code”) are set out here. The Company has complied with the principles of the Code. An explanation has been given for any deviation from any provisions of the Code in accordance with Rule 710 of the Listing Manual.

The SingLand group of companies (“Group”) is committed to upholding high standards of corporate governance and business conduct to enhance long-term value for its stakeholders. In 2023, the Company moved up the Singapore Governance and Transparency Index ranking to the 50<sup>th</sup> position.

## BOARD MATTERS

### The Board’s Conduct of Affairs (Principle 1)

The Board of Directors (“Board” and individually “Director”) collectively oversees the business affairs of the Company and works with Management for the long-term success of the Group.

The profiles of the Directors are set out on pages 172 to 176 of the Annual Report.

### Board’s Role and Responsibilities (Provision 1.1)

The Board’s principal role is to:

- provide entrepreneurial leadership by setting strategic objectives and commitments to achieve long-term success for the Group through value creation, innovation and sustainable practices;
- review the business results of the Group, monitor the performance of Management and ensure that necessary financial, operational and human resources are in place for the Company to meet its strategic objectives;
- establish and maintain a framework of prudent and effective risk management and internal controls (including financial, operational, compliance and digital technology controls) which enables risks to be assessed and managed, including safeguarding of shareholders’ interests and the Group’s assets, and helps to achieve an appropriate balance between risks and Company performance;
- identify the key stakeholder groups and recognise that their perceptions affect the Group’s reputation;
- set the Group’s values and standards (including ethical standards), ensure transparency and accountability to key stakeholder groups;

# CORPORATE GOVERNANCE REPORT

---

- consider sustainability issues in the Group's business and strategy, determine the material environmental, social and governance ("ESG") factors and oversee the management and monitoring of the material ESG factors;
- assume responsibility for corporate governance; and
- act in good faith and in the best interests of the Group.

The Directors, in their roles as fiduciaries, act objectively in the best interests of the Company at all times and hold Management accountable by constructively challenging Management and reviewing Management's performance. The Board has put in place a code of conduct and ethics, sets appropriate tone-from-the-top and desired organisational culture, and ensures proper accountability within the Group.

The Board is also committed to building a sustainable business that positively impacts the environment and society.

Where a Director has a conflict of interest in a particular matter, he or she will be required to recuse himself or herself from the Board's deliberations and will abstain from voting on that matter. The Company Secretary would record any such abstentions in the minutes of meetings and/or resolutions of the Board and/or Board Committees. Directors also submit annual declarations of conflict of interests and are required to notify the Board of his or her interests and changes in board appointments in other companies on a timely basis.

## **Board Induction and Training (Provision 1.2)**

The Company holds induction programmes to familiarise all incoming Directors with the Group's management, business and corporate governance practices, as well as their duties as Directors. These programmes are attended by key heads of department who would brief new Directors on key areas of the Company's business and operations, and site visits to the Group's commercial properties and residential show flats are arranged as part of the programme.

All newly appointed Directors would receive a formal letter of appointment on their duties and responsibilities as a director of the Company. They would also have access to a copy of the Company's most recent annual report, the Company's Constitution ("Constitution"), the terms of reference of the respective Board Committees, the Group's organisation structure, the Group's policies, and the scheduled Board and Board Committees meeting dates for the year.

Recognising the importance of regular training and continuing professional development, all Directors are informed by the Company Secretary and are encouraged to attend relevant seminars, courses and talks relating to the Group's business, Board matters, new or updated laws, regulations, and guidelines, and each Director's area of expertise and experience at the Company's expense. Directors are also free to approach the Company Secretary for assistance should they wish to attend any relevant training sessions. The Company also ensures that any Director without prior experience as a director of a listed company undergoes training within one year from the date of his or her appointment to the Board ("Mandatory Training") as prescribed in the Listing Manual in order to gain a better understanding of and familiarise themselves with the roles and responsibilities of a listed company director.

The Company Secretary regularly updates the Board on changes to existing laws, regulations and guidelines. The independent auditor also briefs and updates the Audit and Risk Committee ("ARC") and the Board through the ARC, on developments in accounting and governance standards, and issues which may have a direct impact on the financial statements. The NC may from time to time recommend further training for the Directors in relevant areas to supplement these regular updates.

Trainings attended by the Directors during the financial year 2023 include Sustainability, the Audit & Risk Committee Seminar 2023, SID LED 7 – Nominating Committee Essentials, IFRS Sustainability Disclosure Standards, Operationalising Sustainability for Directors, SID Directors Conference 2023, Workplace Safety & Health, and ISSB Workshop.

## **Board Approval (Provision 1.3)**

Comprehensive financial authority limits and internal guidelines determine the matters which require the Board's approval.



# CORPORATE GOVERNANCE REPORT

## Material Matters which require Board's approval

- Full-year and half-year financial results
- Operating and capital expenditure plans and budgets including payment of operating and capital expenditures exceeding certain threshold limits
- Strategic plans
- Acquisitions and disposals of investments exceeding certain threshold limits
- Dividend policy and payout
- Issuance of shares
- Appointment and re-appointment of Directors
- Composition of Board Committees
- Appointment and dismissal of CEO
- Succession plans for directors, CEO and other key management personnel ("KMP")
- Board diversity policy
- Remuneration of the Board, CEO and KMP (including short-term and long-term incentive schemes)
- Group's risk management framework
- Group's sustainability framework and report

The Board delegates the authority to approve certain transactions of lower threshold limits to the Chief Executive Officer ("CEO") and various officers of Senior Management.

## Board Committees (Provision 1.4)

Audit and Risk Committee		
Tan Khiaw Ngoh	Chairperson	Non-Executive and Independent
Lance Yu Gokongwei	Member	Non-Executive and Non-Independent
Chng Hwee Hong	Member	Non-Executive and Independent
Nominating Committee		
Peter Sim Swee Yam	Chairperson	Non-Executive and Independent
Liam Wee Sin	Member	Non-Executive and Non-Independent
Chng Hwee Hong	Member	Non-Executive and Independent
Remuneration Committee		
Chng Hwee Hong	Chairperson	Non-Executive and Independent
Liam Wee Sin	Member	Non-Executive and Non-Independent
Peter Sim Swee Yam	Member	Non-Executive and Independent

The Board has delegated specific functions to each of the Board Committees to discharge the Board's responsibilities efficiently and to provide independent oversight of Management. Each Board Committee has its own terms of reference, reviewed and approved by the Board, setting out its authorities, duties and the specific matters for the Board Committee's review. Where the ultimate decision lies with the Board, the Board Committee will make recommendations to the Board for such matters.

Further details on the activities of the Board Committees can be found under the relevant sections on Principles 4, 5, 6, 7 and 10 of the Code on pages 47 to 53 and pages 59 to 62 of the Annual Report.

## Board and Board Committee Meetings and Directors' Attendance (Provision 1.5)

The Board and Board Committees meet regularly (based on schedules planned one year ahead to ensure maximum attendance by all participants) and as warranted by circumstances.

Four Board Meetings are scheduled each year. At each Board Meeting, the Board is updated on the status of the Group's investments and developments both locally and overseas, as well as the financial and operational performances for the relevant quarter.

Records of all Board and Board Committee Meetings are maintained by the Company Secretary.

On occasions when Director(s) are unable to attend meeting(s) in person, attendance via electronic means is permitted under the Constitution. Directors who are unable to attend any Board or Board Committee meeting will nonetheless

# CORPORATE GOVERNANCE REPORT

be sent the papers tabled for discussion and have the opportunity to convey their views, if any, to the Chairman and/or Chairperson of the Board Committee for consideration or discussion with the other Directors. The Board and Board Committees may also make decisions by way of resolutions in writing.

The Directors' attendance at the Company's Annual General Meeting ("AGM"), Board and Board Committee meetings held in 2023 are set out below:

	Board	Audit and Risk Committee	Nominating Committee	Remuneration Committee	Annual General Meeting
<b>Number of meetings in 2023</b>	<b>4</b>	<b>8</b>	<b>1</b>	<b>2</b>	<b>1</b>
<b>Name of Director</b>	<b>Attendance</b>				
Dr Wee Cho Yaw <sup>1</sup>	1	n/a	n/a	n/a	n/a
Mr Wee Ee Lim <sup>2</sup>	4	n/a	1	1	1
Mr Eu Zai Jie, Jonathan	4	8	1	2	1
Mr Lance Yu Gokongwei	4	8	n/a	n/a	1
Mr Liam Wee Sin <sup>3</sup>	4	n/a	n/a	2	1
Mr Chng Hwee Hong	4	8	1	2	1
Ms Tan Khiaw Ngoh	4	8	n/a	n/a	1
Mr Peter Sim Swee Yam	4	n/a	1	2	1
Ms Ng Shin Ein	4	n/a	n/a	n/a	1
Mr Tan Tiong Cheng	4	n/a	n/a	n/a	1

<sup>1</sup> The late Dr Wee Cho Yaw retired as a Director and Chairman on 31 March 2023 and passed on 3 February 2024.

<sup>2</sup> Mr Wee Ee Lim was appointed as Chairman on 31 March 2023 and simultaneously stepped down as member of the NC and RC.

<sup>3</sup> Mr Liam Wee Sin was appointed as member of the NC and RC on 31 March 2023.

Directors participate actively in discussions at Board and/or Board Committee meetings, constructively challenging Management on pertinent issues and contributing their skillsets and experience to guide Management in achieving the best possible results for the Company and its stakeholders. Directors with multiple board representations also ensure that sufficient time and attention are given to the affairs of the Company (as detailed under the "Principal Commitments" section on pages 49 to 50 of the Annual Report).

## Access to Information (Provision 1.6)

The Company recognises the importance of providing Directors with complete, adequate and timely information on an ongoing basis to enable them to make informed decisions, discharge their duties and keep abreast of the Company's operational and financial performances, key issues, challenges and opportunities.

Prior to each Board and Board Committee Meeting, draft agendas are circulated to the Chairman and Board Committee Chairperson respectively to review and confirm the agendas.

Directors are then provided with the meeting agenda and Board papers one week in advance of the meetings to ensure Directors have sufficient time to review the Board papers and prepare for each meeting. Relevant Management personnel attend the Board and Board Committee meetings to give their presentations to and answer any queries from Directors. The independent auditor attends all ARC meetings. Other professional advisers are also invited to attend Board and Board Committee meetings from time to time to provide additional insight into the matters for discussion.

Minutes of Board Committee meetings are circulated to the Board together with the Board meeting papers keeping all Directors updated on each Board Committee's activities. The Chairperson of each Board Committee also briefs the Board on material matters after each scheduled Board Committee Meeting.

Directors are also provided monthly management accounts, which include the following:

- consolidated income statements;
- statements of financial position;
- performance statistics; and
- explanations for significant variances against budget and/or corresponding period of prior year.

# CORPORATE GOVERNANCE REPORT

---

## **Access to Management (Provision 1.7)**

Directors have independent access to Management and the Company Secretary on an ongoing basis, and are entitled to request for any additional material, information and reports required to make informed decisions. Subject to the approval of the Chairman, the Directors may obtain separate and independent professional advice at the Company's expense to assist them in their duties.

## **Company Secretary**

The Company Secretary assists the Chairman and Chairpersons of each Board Committee to ensure information flows efficiently and effectively within the Board and Board Committees and between Management and Directors. The Company Secretary attends all Board and Board Committee Meetings and advises on all governance matters including, inter alia:

- all matters regarding the proper function of the Board and Board Committees;
- compliance with the Constitution; and
- compliance with the Companies Act 1967, the Securities and Futures Act 2001, the Code, the Listing Manual and other applicable rules and regulations.

The Company Secretary also facilitates the induction of newly appointed Directors and Board Committee members and the continuing training and development programmes for the Directors.

From time to time, the Company Secretary circulates to the Board and Board Committees articles and press releases relevant to the Directors, the particular Board Committee or to the Group's businesses, and material announcements issued to/by SGX-ST and the Accounting & Corporate Regulatory Authority. The Company Secretary also keeps the Board and Board Committees updated on changes to relevant laws and regulations, industry issues, practices and trends pertaining to corporate governance matters which may affect the Company, the Board or Board Committees.

The Board as a whole decides on the appointment and the removal of the Company Secretary.

## **Board Composition and Guidance (Principle 2)**

### **Board Composition, Size and Independence (Provisions 2.1 to 2.3)**

For the year 2023, the Board comprised nine directors, five of whom are independent.

Taking into account the nature and scope of the Group's operations, the Board, in consultation with the NC, reviews the size and composition of the Board from time to time and for the year 2023, is satisfied that the current Board size and composition are appropriate for effective discussion and decision-making, and that neither an individual nor a small group of individuals dominate the Board's decision-making process. With the exception of the CEO, all the Board members are non-executive ("Non-Executive Directors") and with the majority of them being independent of character and judgement, objectivity on issues deliberated is assured. The review of independence of the Directors is set out on page 49 of the Annual Report. The NC is of the view that the Board has an appropriate level of independence and diversity of thought and background in its composition to enable it to make decisions in the best interests of the Company.

### **Board Diversity (Provision 2.4)**

In compliance with the Listing Manual and the Code, the Board has, on the NC's recommendation, adopted a Board diversity policy ("Diversity Policy") which is available on the Company's corporate website at [www.singaporeland.com](http://www.singaporeland.com) (the "Company's Website").

The Board recognises that diversity within the Board brings about many benefits and enhances the decision-making process of the Board. The Board's collective wisdom arises from varying perspectives of the Directors derived from their skills, knowledge, practical and professional experience, ethnicity, geographical background, nationality, gender and age. The Board has also authorised the NC to lead the Company's board diversity agenda and set measurable objectives with the aim of improving diversity generally.

# CORPORATE GOVERNANCE REPORT

Under the Diversity Policy, the main agenda of the NC includes:

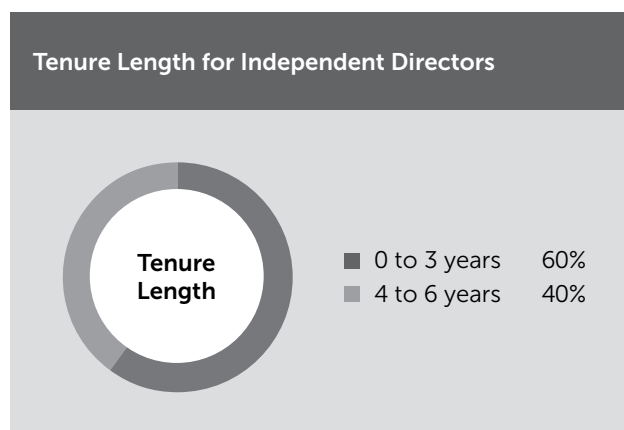

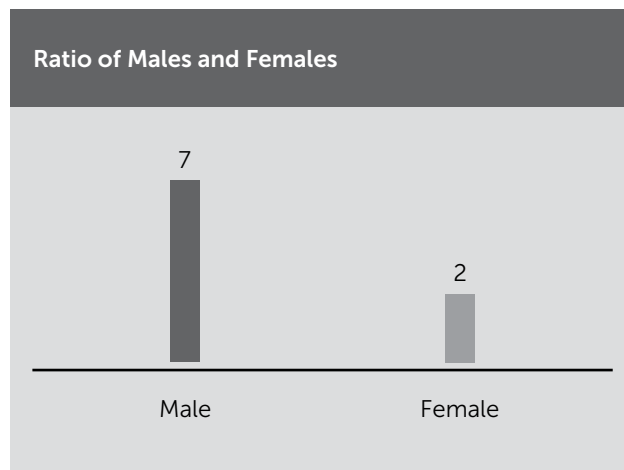
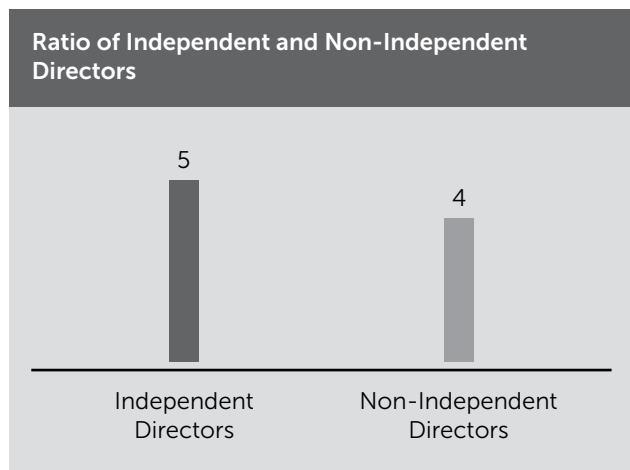
- reviewing the Board’s composition and succession planning having regard to all aspects of diversity, including diversity of skills, knowledge, experience, gender, age, ethnicity and other relevant factors;
- engaging external search consultants, when necessary, for professional advice and/or to source for candidates in line with the Diversity Policy; and
- making recommendations to the Board on all Board and Board Committee appointments and re-appointments based on merit having regard to the diversity and independence of the Board or Board Committees as a whole.

The Company’s diversity targets, plans and timelines for achieving the targets and progress towards achieving the targets are set out below.

Diversity Targets, Plans and Timelines	Targets Achieved/Progress Towards Achieving Targets
<b>Gender</b>	
<p>To have at least 20% of the Board comprising female Directors for the period up till 2027.</p> <p>The Board is of the view that gender is an important aspect of diversity.</p> <p>In striving to maintain or increase this percentage of female board representation the NC will ensure that:</p> <p>(a) if external search consultants are used to search for candidates for Board appointments, the brief will include a requirement to present female candidates;</p> <p>(b) when seeking to identify a new Director for appointment to the Board, the NC will request female candidates to be fielded for consideration; and</p> <p>(c) there is significant and appropriate female representation on the Board.</p>	<p><b>Achieved</b> – As at the end of financial year 2023, 2 out of 9 directors are female. Ms Tan Khiaw Ngoh was appointed in 2020 and Ms Ng Shin Ein was appointed in 2022. This represents 22% of the Board.</p>
<b>Skills and Experience</b>	
<p>As the Group is primarily in the business of property investment and development, and hospitality, and has to deal with various stakeholders including members of the public, banks, investors, professional bodies and regulators, the Board is of the view that for the period up till 2027, the Directors should collectively as a group possess the following:</p> <p>(a) A variety of skillsets, including real estate, business management, banking, finance, architecture, legal, accounting, private equity, sustainability and hospitality; and</p> <p>(b) A mix of industry experience, management experience, business acumen and listed company board experience.</p> <p>When refreshing the composition of the Board, the NC will consider candidates who have skillsets/experience that complement the Board’s and/or address any gap(s) in skillsets, so as to provide an appropriate balance and diversity of skills, knowledge and experience, assessed against the Group’s evolving business needs.</p>	<p><b>Achieved</b> – As at the end of financial year 2023, the Board collectively possesses the skillsets identified as important for the Group, bringing a wealth of industry knowledge, expertise and experience, and contributing strategic direction and insight to the Company. Each Director also provides a valuable network of industry contacts and brings diverse perspectives and ideas to Board discussions.</p>
<b>Age</b>	
<p>To ensure that at least one Director falls within each of these age groups for the period up till 2027:</p> <ul style="list-style-type: none"> <li>• below 50</li> <li>• 51 to 60</li> <li>• 61 to 70</li> <li>• 71 and above</li> </ul>	<p><b>Achieved</b> – The current Board has Directors with ages ranging from 40s to 70s.</p>

# CORPORATE GOVERNANCE REPORT

During the NC's 2023 assessment of the Board's and Board Committees' compositions, refreshment and skillsets, the NC considered the need for candidates from other disciplines such as management consulting, human resources, sustainability and investment. The NC will review the same for future Board appointments to introduce additional skillsets to the Board where necessary.



The Board, taking into consideration the recommendations of the NC, is satisfied that the Board has an appropriate level of independence and, in line with the Diversity Policy, comprises Directors who as a group provide an appropriate balance and diversity of gender, age, skills, experience, qualifications, core competencies and knowledge of the Company, to enable it to make decisions in the best interests of the Company and create long term sustainable value for its stakeholders.

## Non-Executive Directors (Provision 2.5)

In addition, the Non-Executive Directors effectively monitor Management by constructively challenging Management's proposals, assisting in the strategic development of the Company's business, reviewing the performance of Management in achieving agreed goals and objectives, and monitoring the reporting of such performance. The Non-Executive Directors are encouraged to meet without the presence of Management as and when necessary to facilitate more effective checks on Management.

## Chairman and Chief Executive Officer (Principle 3)

### Clear Division of Responsibilities between the CEO and the Chairman (Provisions 3.1 and 3.2)

Mr Eu Zai Jie, Jonathan, the CEO, is the nephew of Mr Wee Ee Lim who was appointed Chairman on 31 March 2023.

Notwithstanding the relationship between the Chairman and the CEO, the Company has a clear division of the roles and responsibilities between the leadership of the Board and Management and no one individual has unfettered powers of decision-making. Such division of responsibilities is established and agreed on by the Board.

# CORPORATE GOVERNANCE REPORT

The Chairman's responsibilities include:

- ensuring the Board's effectiveness on all aspects of its roles;
- setting the Board agenda and ensuring that adequate time is available for discussion of all agenda items, in particular strategic issues;
- promoting a culture of openness and debate within the Board;
- ensuring that the Directors receive complete, accurate and timely information;
- ensuring effective communication with shareholders;
- encouraging constructive relations within the Board and between the Board and Management;
- ensuring that the Board's performance is regularly evaluated;
- facilitating effective contribution from Non-Executive Directors; and
- promoting high standards of corporate governance.

Whilst the CEO receives support and guidance from the Board, he has full executive responsibility for the management of the Group's business operations and the effective implementation of the Group's strategies and policies.

The Chairman also recuses himself from participating in any decisions where conflicts of interest may arise or concerning the CEO.

## Lead Independent Director (Provision 3.3)

The Board, in consultation with the NC, regularly reviews the need for a lead independent director taking into account the provisions of the Code. Notwithstanding that the Board does not have a lead independent director, the Board consists of Independent Directors who have cumulatively many years of experience sitting on other Boards as independent directors and are well aware of and equipped to handle the responsibilities and duties of being an independent director. As such, the Board is of the view that there is a strong independent element within the Board. The Independent Directors (as defined on page 49 of the Annual Report) will ensure that matters affecting stakeholders receive proper consideration and are handled objectively in the best interests of the Company. Concerns may be raised with any Independent Director or relayed to the Company using the "Get in touch with us" link on the Company's Website. In addition, the regular and active interactions amongst Directors at Board and Board Committee meetings provide sufficient opportunities for the Independent Directors to co-ordinate and work together as a group. Where necessary, the Independent Directors also have the discretion to meet without the presence of the other Directors and they are able to provide their feedback to the Chairman after such meetings. The Independent Directors chairing the ARC, NC and RC have sufficient standing and authority to look into any matter which the Chairman fails to resolve. Consequently, although the Chairman is non-independent, the Board does not presently consider it necessary to appoint a lead independent director amongst them.

## Board Membership (Principle 4)

### Nominating Committee ("NC") (Provision 4.2)

Nominating Committee		
Peter Sim Swee Yam	Chairperson	Non-Executive and Independent
Liam Wee Sin	Member	Non-Executive and Non-Independent
Chng Hwee Hong	Member	Non-Executive and Independent

The NC comprises three members namely, M/s Peter Sim Swee Yam, Liam Wee Sin, and Chng Hwee Hong, all of whom are Non-Executive Directors and the majority of whom, including the NC Chairperson, are independent.

Mr Liam Wee Sin was appointed as a member of the NC in lieu of Mr Wee Ee Lim who stepped down on 31 March 2023.

### NC's Terms of Reference (Provision 4.1)

The main Terms of Reference of the NC are:

- reviewing the succession plans for KMP and Directors, in particular, the Chairman and CEO;
- deciding how the performance of the Board, the Board Committees and Directors may be evaluated, and proposing objective performance criteria to assess the effectiveness of the Board and Board Committees as a whole and the contribution of each Director;

# CORPORATE GOVERNANCE REPORT

---

- reviewing the training and professional development programmes for the Board and each Director;
- reviewing and recommending appointments and re-appointments of Directors to the Board, setting the criteria used to identify and evaluate potential new directors and determining the channels used in searching for appropriate candidates;
- reviewing the diversity, size and skills required by the Board and Board Committees, steps taken towards achieving Board diversity and reviewing the progress made towards implementation of the Diversity Policy;
- reviewing the independence of each Director annually, and having regard to the criteria set out in the Code and the Listing Manual, the need for a lead independent director, and ensuring that majority of the board comprises Independent Directors;
- making a reasoned assessment whether a Director with multiple board representations is able to and has been adequately carrying out his or her duties as a Director; and
- carrying out annual assessment of the effectiveness of the Board, the Board Committees and individual Directors and the process and criteria for evaluation of the same.

The CEO, who is not a member of the NC, may attend NC meetings to provide the NC information and answer questions but recuses himself from any discussions concerning his own assessment.

### **Succession Planning, Appointment and Re-appointment of Directors (Provision 4.3)**

The Board recognises the importance of its succession planning, and seeks to refresh the Board membership in an orderly manner. With the assistance of the NC, the Board reviews its composition and the composition of Board Committees annually.

The NC seeks to ensure that the Board and Board Committees are composed of an appropriate balance and diversity of age, race, skills, experience, and gender and that the Directors, as a group, has the necessary competence in areas such as real estate, business management, banking, finance, architecture, legal, accounting, private equity, sustainability and hospitality to manage the Group's business.

During the process of nominating a new director, the NC identifies key attributes required of candidates, taking into account the requirements under the Code and the Listing Manual, the need for progressive renewal of the Board and any gaps in the existing Board's skillsets, the Diversity Policy, and the requirements of the Company based on its strategic directions and expertise needed. Suitable candidates are identified through personal and professional networks, and where the need arises, third-party search firms may be engaged to assist in the process.

Shortlisted candidates would be required to provide their curriculum vitae and are interviewed before being recommended to the Board. In reviewing new appointments, the NC considers each candidate's academic and professional qualifications, work experience as well as any experience on the boards of listed companies, principal commitments, independence, suitability for roles on Board Committees (if required) and other diversity considerations such as age and gender taking into account the overall Board composition. The Board will review the recommendation(s) and approve the appointment as appropriate.

The NC conducts a yearly review of the retirement of Directors and their eligibility for re-election. The Constitution requires one-third of the Directors (selected based on length of service since their last re-election or appointment) to retire ("one-third rotation rule") at every AGM. Retiring Directors may offer themselves for re-election by shareholders at the AGM. In addition, a newly appointed Director is required to submit himself or herself for re-election at the AGM immediately following his or her appointment. Thereafter, he or she will be subject to the one-third rotation rule.

In its deliberations on the re-election of Directors, the NC takes into consideration each Director's competencies, commitments, contributions and performance (including attendance, participation and candour) to meet the evolving needs of the Group. Relevant information on Directors seeking re-election or appointment at the upcoming AGM is provided on pages 184 to 186 of the Annual Report.

The NC is of the view that given the current number of Directors and mix of skillsets on the Board, the Board will be able to function smoothly notwithstanding any resignation or retirement of any Director.

# CORPORATE GOVERNANCE REPORT

---

## **Review of Directors' Independence (Provision 4.4)**

Having regard to the views of the NC, the Board determines annually, and as and when circumstances require, the independence of each Director in accordance with Provision 2.1 of the Code and Rule 210(5)(d) of the Listing Manual. An independent director ("Independent Director") is one who has no relationship with the Company, its related corporations, its substantial shareholders who each hold not less than 5% of the voting shares of the Company, or its officers which could interfere or be perceived to interfere with his or her independent judgement.

In assessing whether a director is independent, the NC takes into consideration the existence of any relationships or circumstances (as identified by the Code and the Listing Manual) including the receipt of any significant compensation from the company or any of its subsidiaries in the relevant financial year for the provision of services other than compensation for board service.

The NC has also sought and obtained written confirmation by way of an evaluation questionnaire and self-assessment checklist from each of the Non-Executive Independent Directors with regard to their independence.

The NC noted that Mr Chng Hwee Hong is a director of United Overseas Insurance Limited, which provided services to the Group in the immediate past financial year, for which fees of more than \$200,000 have been billed. However, he has not been involved in providing such professional services and supports the use of market rates for remuneration of professional services.

The NC considered the conduct and character of Mr Chng Hwee Hong, and is of the view that the relationship set out above did not interfere with his exercise of independent business judgement in the best interests of the Company and is therefore an Independent Director. The NC is also satisfied that none of the other Independent Directors have any relationship that could interfere, or be reasonably perceived to interfere, with the exercise of the Director's independent business judgement in the best interests of the Company.

For the financial year 2023, the NC assessed, and is satisfied with, the independence of character and judgement of each of the Independent Directors as well as their openness and in-depth knowledge of the Group's business. The NC is also of the view that they have independent mindsets and acted objectively at all times in the best interests of the Group and its shareholders.

Based on their contributions to Board discussions, independent conduct, character and judgement, together with their declarations of independence as defined in the Code and the Listing Manual, the Board taking into account the views of the NC also determined that M/s Chng Hwee Hong, Peter Sim Swee Yam, Tan Tiong Cheng, Mses Tan Khiaw Ngoh and Ng Shin Ein acted with independence and were considered independent during the financial year 2023. Each member of the NC and the Board abstained from the NC's and the Board's deliberations on his or her own independence.

## **Principal Commitments (Provision 4.5)**

The NC ensures that all new Directors are aware of their duties and obligations, and all Directors are able to adequately carry out their duties as Directors of the Company.

Where a Director holds multiple Board memberships, the Board and the NC have to make a reasonable assessment of that Director's ability to diligently discharge his or her duties as a Director of the Company.

The Board is of the view that it is presently unnecessary to impose a cap on the maximum number of listed board representations as the commitment required of each Director varies, and each Director will be able to evaluate his or her ability to allocate sufficient time and attention to adequately carry out his or her duties as a Director of the Company. Where a Director faces any issue with competing time commitments, the Director may raise it with the NC Chairperson.

For the financial year 2023, the Board and NC were satisfied that notwithstanding the multiple listed board representations and principal commitments, each Director had been able to commit time and attention to the affairs of the Group and had participated actively and robustly in Board discussions and meetings and related Board Committee meetings, and that the Directors' other appointments and commitments had not impeded their ability to effectively discharge their duties as Directors of the Company.

Information on the Directors, including the year of initial appointment, date of last re-election, membership on Board Committees and principal commitments, is set out in the section entitled "Corporate Information" on page 76 of the Annual Report.



# CORPORATE GOVERNANCE REPORT

---

The Company does not have any alternate directors on the Board.

## Board Performance (Principle 5)

### Evaluation of the Board (Provisions 5.1 and 5.2)

The Board, with the assistance of the NC, undertakes a formal annual assessment of its effectiveness as a whole and that of each Board Committee and individual Director using objective performance criteria and a process approved by the Board on the NC's recommendation.

As part of the assessment process, Directors are requested to complete an evaluation questionnaire covering matters relating to the performance of the Board and the Board Committees as well as a self-assessment of his or her own performance. Factors which are evaluated by the Directors concerning the Board and/or Board Committees include the composition, processes and effectiveness of the Board/Board Committees, directions set for ESG factors, sustainability plans and performance, directors' training and development, board committee evaluation, succession planning, risk management and overall perception of the Board. Board Committee Members also complete a self-assessment checklist on the Board Committee she or he sits on, which covers the adequacy of the Terms of Reference and the effectiveness of that Board Committee in the discharge of its duties and responsibilities under its Terms of Reference. In respect of their individual assessment, the areas of assessment include transparency and independence, proactiveness, intensity of participation at Board and Board committee meetings, special contributions and integrity.

The results from this exercise are presented to the NC, and are taken into consideration in the NC's annual overall assessment.

As part of their overall assessment, the NC assesses each Director based on various criteria such as attendance, level of contribution and participation at the Board and Board Committee meetings and whether each Director has contributed effectively and discharged his or her duties responsibly, taking into account the individual Director's industry knowledge and/or functional expertise, independence and integrity. The assessment of the CEO's performance was undertaken by the NC during the financial year 2023, with Mr Wee Ee Lim abstaining from such discussions as he is the uncle of the CEO. In evaluating the Board's performance as a whole, the NC takes into account the results from the evaluation questionnaire to assess the qualitative performance and also considers criteria such as the Group's financial performance against its budgets and prior year's results, quantitative indicators which include return on equity, return on assets and total shareholder return and feedback from Directors. These performance criteria are linked to long-term shareholder value and allow the NC to make comparisons with its industry peers.

To ensure effective delegation of duties by the Board, the NC also assesses the performance of each Board Committee in discharging its duties and responsibilities based on criteria such as number of meetings held, meeting agenda and issues reviewed, and the objectives achieved under its Terms of Reference.

The Board will then be informed of the results of the NC's performance evaluation. The Chairman acts on such results and (in consultation with the NC) proposes, where appropriate, changes to the Board composition. No external facilitator was appointed to facilitate the evaluation process.

For 2023, the NC and the Board were satisfied with the effectiveness of the Board as a whole and its Board Committees. The NC and the Board also found that all Directors, including the Chairman, had discharged their duties responsibly and effectively.

## REMUNERATION MATTERS

### Procedures for Developing Remuneration Policies (Principle 6)

#### Remuneration Committee ("RC") (Provision 6.2)

Remuneration Committee		
Chng Hwee Hong	Chairperson	Non-Executive and Independent
Liam Wee Sin	Member	Non-Executive and Non-Independent
Peter Sim Swee Yam	Member	Non-Executive and Independent

# CORPORATE GOVERNANCE REPORT

---

The RC comprises three members namely, M/s Chng Hwee Hong ("RC Chairperson"), Liam Wee Sin, and Peter Sim Swee Yam, all of whom are Non-Executive Directors and the majority of whom, including the RC Chairperson, are independent.

Mr Liam Wee Sin was appointed as a member of the RC in lieu of Mr Wee Ee Lim who stepped down on 31 March 2023.

## **RC's Terms of Reference (Provision 6.1)**

The RC's main Terms of Reference are:

- reviewing the existing benefits and remuneration systems, including the Fixed and Variable (including short and long-term incentive ("LTI")) components applicable to the Group and proposing any amendments/updates, where appropriate, to the Board for approval;
- reviewing the performance of Directors, the CEO and KMP on an annual basis and recommending appropriate rewards and fees for each one, taking into account their services and contributions on the various Board Committees or to the Company;
- approving the remuneration packages of the CEO and KMP;
- setting remuneration policies, level and mix of remuneration, the procedure for setting remuneration and determining the relationship between remuneration, performance and value creation;
- administering the allocation of awards under any LTI schemes to qualifying executives, including the CEO; and
- reviewing the Company's obligations arising in the event of termination of the CEO's or a KMP's contract of service to ensure that contracts of service contain fair and reasonable termination clauses which are not overly generous.

The CEO, who is not a member of the RC, may attend RC meetings to provide the RC information and answer questions but recuses himself from discussions concerning his own performance or remuneration.

## **Remuneration Framework, Policies and Procedures (Provisions 6.3 and 6.4)**

The remuneration framework and policies are designed to support the implementation of the Group's strategic objectives and aligned with the interests of all stakeholders, including delivering sustainable returns to shareholders.

With the recommendations of the RC, the Board puts in place a formal and transparent procedure for developing the remuneration framework and policies as well as determining specific remuneration packages for Directors, the CEO and other KMP.

- (a) The RC reviews all aspects of remuneration, including termination terms, and considers factors including the following to ensure that remuneration is fair:
  - industry practices and market benchmarks;
  - market competitiveness;
  - the need to attract, retain and motivate the CEO and other KMP to successfully manage the Company for the long term;
  - the Group's long-term goals and risk policies; and
  - flexibility, appropriateness and proportionality of remuneration to the Company's sustained performance and value creation.
- (b) The RC may from time to time, and where necessary, engage external consultants to advise on the remuneration policy and determining the level and mix of remuneration for Directors, CEO and other KMP.
- (c) The Board approves the remuneration framework based on the key principle of linking pay to performance, which is emphasized by linking total remuneration to the achievement of business and individual goals and objectives.

In FY2022, the RC appointed an independent remuneration consultant, Willis Towers Watson ("WTW"), to conduct a detailed strategic review of the Company's existing remuneration framework and policies. Following WTW's review, the RC recommended for the Board's endorsement, a revised remuneration framework for FY2023.

WTW is not related to the Company or any of its Directors and does not otherwise have any relationships with the Company that could affect its independence and objectivity.

# CORPORATE GOVERNANCE REPORT

No member of the RC or Director is involved in the deliberations on the remuneration to be granted to him or her.

## Level and Mix of Remuneration (Principle 7)

### Remuneration of the CEO and other key management personnel (“KMP”) (Provisions 7.1 and 7.3)

The Company’s remuneration framework for KMP comprises fixed and variable components (including short and long-term incentives).

When reviewing KMP remuneration, the RC takes into account the Company’s performance, measured against pre-set financial and non-financial indicators as approved by the Board, and the individual KMP’s performance, from an annual performance review based on factors such as individual goals and competencies.

#### Fixed Component

The fixed component in the remuneration framework is structured to reward KMP for the role they perform and is benchmarked against relevant industry market data. It comprises base salary and fixed allowances which are reviewed annually by the RC and approved by the Board.

#### Variable Component

An appropriate proportion of KMP’s remuneration is in the form of a variable component, combining short-term and long-term incentives, in keeping with the principles that the interests of the KMP should be aligned with those of the Company’s shareholders and other stakeholders and that the remuneration framework should link rewards to corporate and individual performance.

#### (1) Short-Term Incentive Plan

In FY2023, the Company implemented a Balanced Scorecard (“BSC”) framework for incentivising short-term performance excellence.

The KMP are assessed using a balanced scorecard with pre-set Key Performance Indicators (“KPI”) established at the beginning of each financial year. For FY2023, the four key areas of focus are Run, Grow, Transform and Enabler, wherein the financial and non-financial performance measures include Profitability, Growth & Acquisition, Innovation & Digitalisation, People & Talent Management, and Sustainability.

#### Financial

- Property PATMI

#### Operational

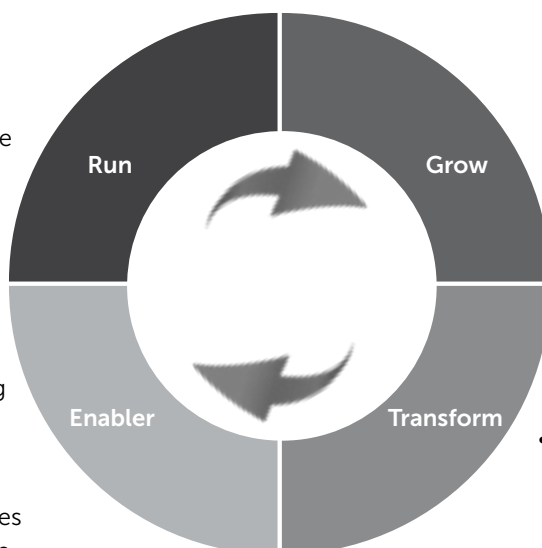
- Net Property Income
- AEI Projects Management

#### Talent

- Succession Planning & Talent Retention

#### Sustainability

- ESG-related Initiatives
- Sustainability Targets



- Value Creation
- Growth & Acquisition
- Brand Equity

- Driving Transformation through Innovation

# CORPORATE GOVERNANCE REPORT

---

These KPIs are cascaded down from the KMP to employees, thereby creating alignment across the Group. The framework creates a line of sight for employees to understand how they contribute to each area of the scorecard, and therefore to the Company's overall strategic goals.

The focus areas, performance measures and their relative weights will be reviewed annually to reflect the Group's business priorities and focus for the relevant year.

After the close of each financial year, the achievements are measured against the pre-agreed targets and the short-term incentives for the KMP are determined. The RC recommends the final short-term incentives to be awarded to the KMP for the Board's approval.

## (2) Long-Term Incentive Plan

To promote the alignment of KMP's interests with that of the Company's stakeholders and sustainable and long-term value creation for shareholders, the Board approved a Long-Term Incentive Performance Plan ("LTIPP") for implementation in FY2023 in place of the Company's ESOS plan which expired on 17 May 2021.

Under the LTIPP, an initial number of units ("Initial Awards") are granted annually and linked to pre-determined Group performance targets set at the beginning of the performance period, which are based on identified key drivers of business profitability, capital efficiency and strategic priorities. The RC recommends to the Board for the Board's approval, the Initial Awards proposed for the KMP, taking into consideration the executive's individual performance.

The final number of units to be released ("Final Awards") depend on the achievement of the pre-determined Group performance targets at the end of each three-year performance period. The Final Awards will be determined, vest and settled in cash, the value of which is derived from the Company's share price, at or around the 3<sup>rd</sup> anniversary of the grant date of the Initial Awards.

Under the terms of the LTIPP, the RC has absolute discretion to forfeit all unvested units and claw back all award payments previously made to KMP on grounds including misconduct, and violation of policies and compliance standards, which are likely to be detrimental to the interests of the Company.

## Remuneration of Non-Executive Directors (Provisions 7.2 and 7.3)

Non-Executive Directors are paid basic Directors' fees and additional fees for their additional duties under the Board Committees. The Chairman of the Board, and the chairperson of each Board Committee each receives a higher fee for his or her additional responsibilities. The RC ensures that the recommended compensation is commensurate with the effort, time spent and role of each Non-Executive Director. The RC recommends Directors' fees for the Board's endorsement and subsequent shareholders' approval at each AGM.

### Directors' Fees Structure

<b>Board</b>	<b>\$</b>
Chairman	90,000
Member	45,000
<b>ARC</b>	<b>\$</b>
Chairperson	33,750
Member	22,500
<b>RC and NC</b>	<b>\$</b>
Chairperson	22,500
Member	11,250

For the financial year 2023, the RC reviewed the level and structure of remuneration of the Board, CEO and other KMP, and taking into account the strategic objectives of the Group, was satisfied that they were appropriate and proportionate to the sustained performance and value creation of the Group, and aligned with the interests of shareholders and other stakeholders.

# CORPORATE GOVERNANCE REPORT

## Disclosure on Remuneration (Principle 8)

### Breakdown of Remuneration (Provisions 8.1 and 8.3)

Remuneration of Directors for the Year Ended 31 December 2023 is as follows:

	Fixed Pay	Variable Pay	Directors' Fees <sup>1</sup>	LTI & Benefits	Total
	%	%	%	%	\$
<b>Chief Executive Officer / Executive Director</b>					
Eu Zai Jie, Jonathan	46	33	0	21	1,198,735
<b>Non-Executive Directors</b>					
Wee Cho Yaw <sup>2</sup>	n/a	n/a	100	n/a	22,500
Wee Ee Lim	n/a	n/a	100	n/a	84,376
Lance Yu Gokongwei	n/a	n/a	100	n/a	67,500
Liam Wee Sin	n/a	n/a	100	n/a	61,876
Chng Hwee Hong	n/a	n/a	100	n/a	101,250
Tan Khiaw Ngoh	n/a	n/a	100	n/a	78,750
Peter Sim Swee Yam	n/a	n/a	100	n/a	78,750
Ng Shin Ein	n/a	n/a	100	n/a	45,000
Tan Tiong Cheng	n/a	n/a	100	n/a	45,000

<sup>1</sup> Directors' fees are to be approved by shareholders at the upcoming AGM.

<sup>2</sup> The late Dr Wee Cho Yaw retired as a Director and Chairman on 31 March 2023 and passed on 3 February 2024.

Remuneration of other KMP (who are not Directors) for the Year Ended 31 December 2023 is as follows:

	Fixed Pay	Variable Pay	LTI & Benefits	Total
	%	%	%	\$
Goh Poh Leng				
Kenneth Lee Ngai Hon				
Chan Yien Mei	57	24	19	2,253,453
Teo Hwee Ping				
Lim Wee Tat Joseph				

The Company is providing the averages of the percentage breakdown of the components of remuneration and the aggregate remuneration of KMP (who are not Directors or the CEO) instead of bands no wider than \$250,000 in view of the confidentiality and commercial sensitivity surrounding remuneration matters. Such disclosure would not be in the best interests of the Company as it may place the Company at an undue disadvantage in talent retention and recruitment.

The Board is of the view that the disclosures as set out on pages 52 to 54 in the Annual Report are sufficient to provide shareholders with an understanding of the Company's remuneration policy, level and mix of remuneration paid to the identified KMP, and the linkage between remuneration, performance and value creation.

The aggregate remuneration paid to the abovenamed KMP (excluding the CEO) is \$2,253,453.

There were no post-employment benefits for the Directors, the CEO and the other KMP (who are not Directors) for the financial year 2023.

### Remuneration of Immediate Family Members (Provision 8.2)

Apart from the CEO who is the nephew of Mr Wee Ee Lim, the Chairman of the Company, there are no other employees of the Company who are substantial shareholders of the Company or immediate family members of a Director, the CEO or a substantial shareholder of the Company, and whose remuneration exceeds \$100,000 during the year.

# CORPORATE GOVERNANCE REPORT

## ACCOUNTABILITY AND AUDIT

### Risk Management and Internal Controls (Principle 9)

The Board is responsible for the overall governance of risk and, with the assistance of the ARC, ensures Management maintains a sound system of risk management and internal controls including the maintenance of proper accounting records and reliable financial information, to safeguard the interests of the Group and its shareholders.

In 2023, the Enterprise Risk Management (“ERM”) Function headed by Head, Finance, together with KPMG Services Pte Ltd (“KPMG”) who was engaged as the ERM consultant, conducted an annual risk refresh exercise to update the Group’s risk universe and to identify the key risks faced by the Group. In addition to the key risks identified in previous years, which remained relevant, workplace safety & health (“WSH”) at the Group’s various project worksites was identified as an additional key risk due to tightening government regulations.

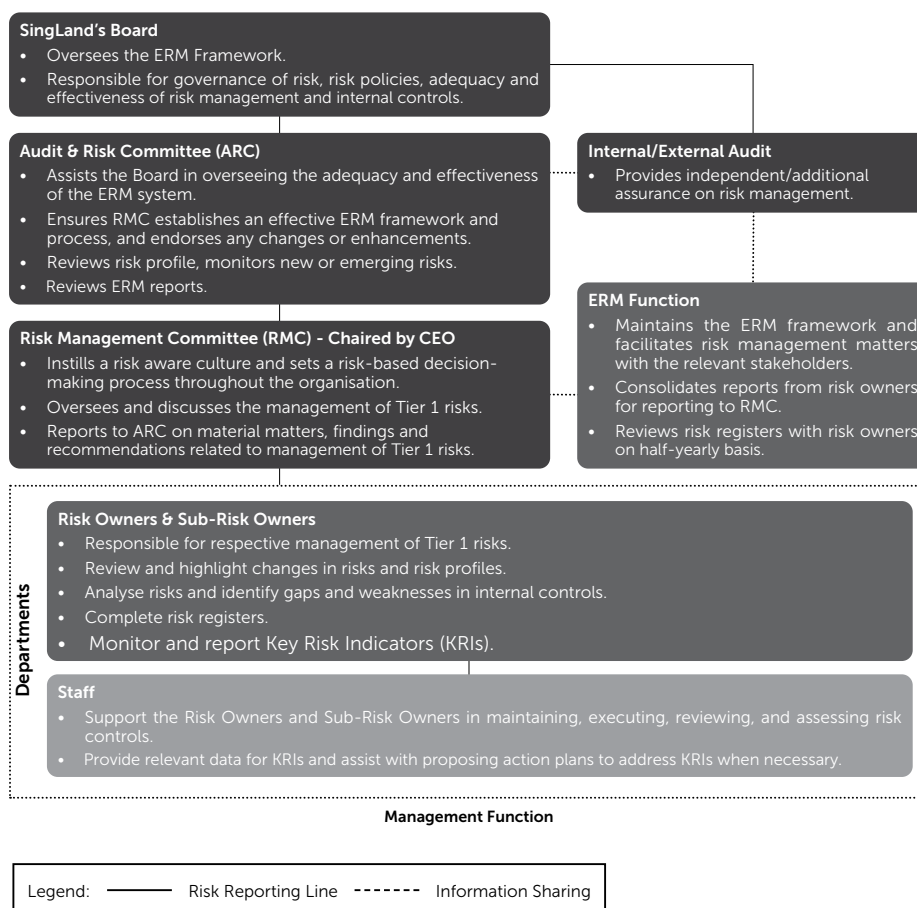
To enhance risk management and internal controls, business and operational units within the Group were identified as risk owners of specific risks and required to assess the mitigating measures relating to such risks. Initiatives targeted at strengthening various controls to mitigate the Group’s key risks were also implemented during the financial year.

### Risk Management Oversight (Provision 9.1)

The Board-approved ERM Framework applies across the Group to ensure consistency of risk management practices. The ERM Framework sets out the Group’s risk governance structure, guiding ERM principles, the ERM process, and SingLand’s approach to risk culture and risk appetite.

### ERM Governance Structure

The Group has developed a risk governance structure embedded within the existing organisational structure with assigned ERM roles and responsibilities providing an appropriate segregation of duties.



# CORPORATE GOVERNANCE REPORT

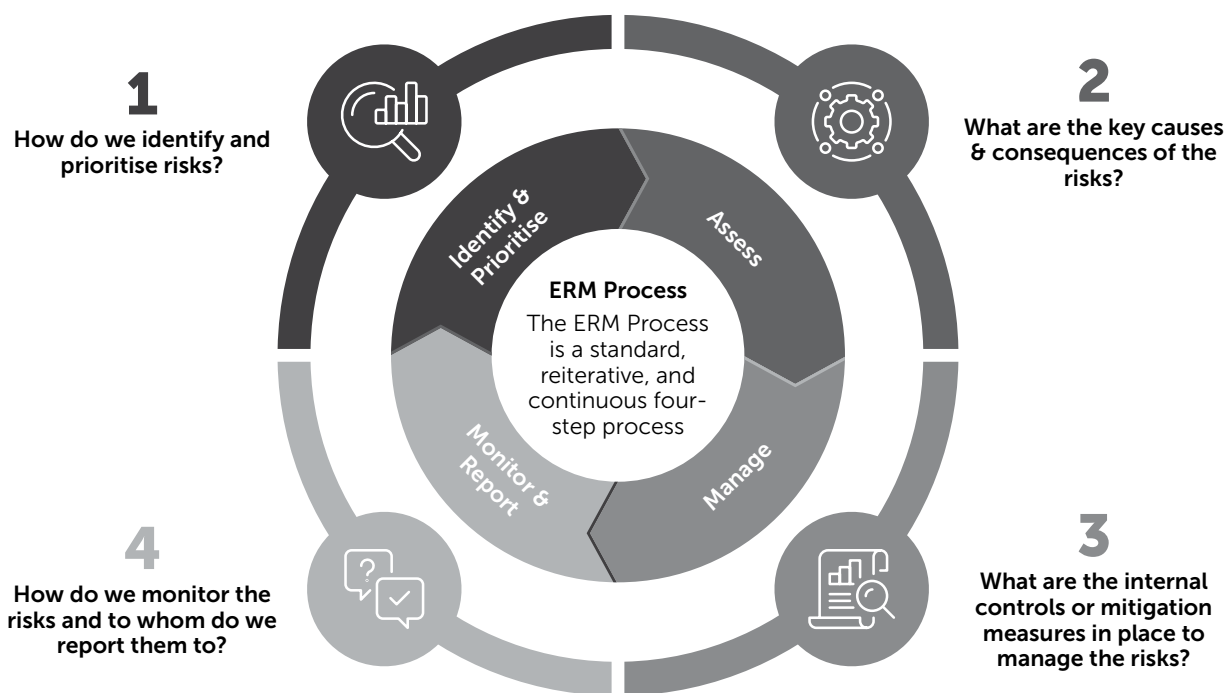
## ERM Principles

In line with leading industry practices, SingLand's ERM is:

- an integral part of SingLand's business organization embedded in all activities, processes and systems;
- affected by people and is not reduced to policies, questionnaires, forms and checklists, but requires active participation of all employees;
- advocating holistic management of risks rather than in silos or in isolation within departments or functions;
- based on the best risk information available;
- dynamic, iterative, responsive to change, and tailored to SingLand;
- aligned to and supports the Group's strategic decision-making and objectives;
- evolving and subject to continual improvements; and
- reviewed and updated periodically.

## ERM Process

The Group has adopted an ERM process based on ISO 31000: 2018 Risk Management Guidelines, to achieve its risk management objectives with a systematic approach. The four-step ERM process comprises (1) identifying, prioritising and assessing key risks and their potential impact on the achievement of the Group's strategic objectives; (2) assessing the potential causes and the impact of the risks on the Group in the event of occurrence; (3) understanding the existing controls/mitigation measures currently in place and implementing further action plans to mitigate these risks to a level acceptable by the Group; and (4) regular monitoring of changes in the risk environment and effectiveness of internal controls, and the reporting of risk treatment action plans.



## Risk Culture

The Group recognises that instilling a risk culture within the organization is fundamental to the success of the Group's ERM where:

- the leadership and commitment of Senior Management promotes the desired behaviours across the Group;
- risk awareness is prevalent amongst employees with roles and responsibilities of each employee clearly defined and carried out;
- there is accountability and transparency of risk issues and outcomes; and
- ERM principles are embedded in day-to-day decision-making and business processes.

To promote risk awareness and ensure all relevant employees have adequate ERM knowledge, employees are encouraged to engage in regular ERM discussions, and attend in-house as well as external training and/or workshops.

# CORPORATE GOVERNANCE REPORT

---

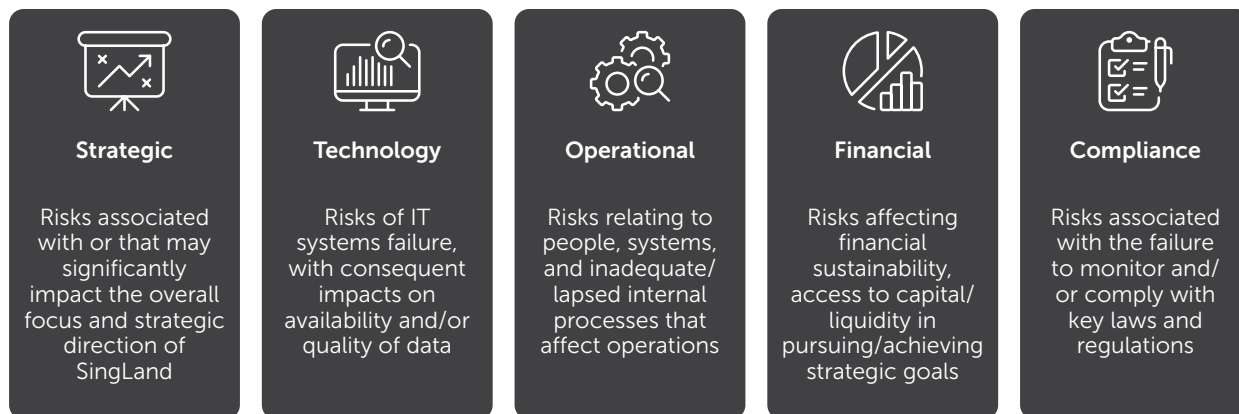
## Risk Appetite

A 'top-down' approach has been adopted to establish SingLand's risk appetite, determine the level of risk that the Group is willing to accept relative to its capacity to assume losses and to align with and support the pursuit of its strategic and financial objectives.

While the Board sets the overall direction and appetite for key risk areas, it is the responsibility of risk owners to determine and periodically refresh the Group's risk appetite levels and risk appetite statements in line with any change(s) in business strategy, market environment and/or financial conditions, and ensure consistency when engaging in the appropriate risk-taking activities.

## Key Risk Categories

To facilitate risk identification, assessment, measurement, monitoring and reporting, key risks are categorised as follows:



## Key Risks Overview




All key risks are documented in risk registers alongside risk appetite levels and statements, risk assessment, the internal controls in place and action plans to manage those risks, as well as the key risk indicators.

Below is an overview of the refreshed key risks and their risk descriptions for financial year 2023. To ensure proper follow-up and management of each risk, each risk register would also indicate the personnel and/or department(s) responsible for the management of the risks, maintenance, execution and review of internal controls as well as the implementation of the action plans. Risk registers are reviewed quarterly by the respective business and operational units. The completed risk registers and risk reports are then reviewed and approved by the CEO during the RMC meetings.

The results of the risk management reviews are submitted to the ARC on a semi-annual basis who in turn updates the Board on any significant changes in the Group's risk profile.



# CORPORATE GOVERNANCE REPORT

Categories	Key Risk	Risk Description
 Strategic	Investment	Sub-optimal capital deployment/poor investment/business decisions made by SingLand.
	Sustainability & Climate Change	The occurrence of any uncertain ESG event or condition that can cause a material negative impact on the company. It includes opportunities that may be available to an organisation because of changing governance, social or environmental factors.
	Innovation & Disruption	Rapidly evolving developments in digital technology and utilisation of data disruptive to the real estate industry that SingLand will need to adapt to while maintaining its core vision, and developing a flexible approach that can withstand future volatility and drive growth. Risk of insufficient innovation by SingLand resulting in failure to optimise operations, loss of competitiveness and reduced customer satisfaction, and the risk of developing products and/or services that are commercially unsuccessful, unworkable and/or costly to develop.
	Succession Planning	Failure to identify and/or the lack of potential candidates to replace the CEO and Heads of Departments when they leave/retire.
 Operational	Human Capital	Failure to attract and retain Human Capital with the appropriate and required skill set, experience, and competency to support SingLand's operations and objectives.
	Workplace Safety & Health at Project Worksites	Material bodily injury, fatality and potential closure of worksites arising from factors such as ineffective workplace safety and health measures and failure to maintain the structural integrity of buildings.
	Project Delivery	Inability to meet budgeted time, costs, quality expectations of stakeholders and/or failure to comply with relevant legal, regulatory requirements and within boundary lines in development or enhancement projects.
	Data Management	The risk of inaccurate, insufficient, and/or out-of-date data (data input), unauthorised use/disclosure/retention/access to confidential data/personal information, data loss, and data security breach (data access), thereby resulting in poor decision making and/or non-compliance with regulatory requirements.
 Technology	Cybersecurity	Vulnerability of SingLand's critical network infrastructure/system (IT and Operational Technology) supporting its business operations to external threats.

## Board Assessment and Assurances from KMP (Provision 9.2)

The Board, with the assistance of the ARC, undertakes an annual assessment on the adequacy and effectiveness of the Group's risk management and internal control systems, including financial, operational, compliance, and digital and technology controls.

The assessment took into consideration the findings and recommendations of the RMC, ARC and Board during the year together with any additional information necessary to ensure the Board had taken into account all significant aspects of material risks and internal controls of the Group for the financial year ended 31 December 2023.

In particular, the Board's assessment took into consideration (i) the changes since the last annual assessment in the nature and extent of material risks, and the Group's ability to respond to changes in its business and the external environment; (ii) the scope and quality of Management's ongoing monitoring of risks and the systems of internal controls, and the reporting procedure of the results of such monitoring to the RMC and the ARC; (iii) the scope and quality of the ARC's monitoring of the independent auditor, the internal audit function and other providers of assurance; and (iv) any incidence of material weaknesses identified during the financial year.

# CORPORATE GOVERNANCE REPORT

For the financial year 2023, the Board received assurances from:

- the CEO and Head, Finance (whose position is equivalent to a Chief Financial Officer) that the Group's financial records had been properly maintained and the financial statements gave a true and fair view, in all material aspects, of the Group's operations and finances; and
- the CEO and KMP, who are responsible for the risk management and internal control systems of the Group, that the same were adequate and effective in addressing the material risks in its current business environment.

Based on the risk management and internal control systems established and maintained by the Group, work performed by the independent auditor and the internal audit function, reviews by the RMC, the ARC and the Board, and the abovementioned assurances – the Board, with the concurrence of the ARC, had commented that the Group's risk management and internal control systems including financial, operational, compliance, and technology controls were adequate and effective to address risks which the Group considered relevant and material to operations, and no material weaknesses were identified as at 31 December 2023.

The Board noted that although the risk management and internal control systems established by the Group provided reasonable assurance that the Group would not be materially affected by any event that can be reasonably foreseen, no system of risk management and internal controls could provide absolute assurance against the occurrence of material error, fraud, poor judgement in decision-making, human error, losses, or other irregularities, and other events arising from the business environment which the Group operates in.

## Audit and Risk Committee ("ARC") (Principle 10)

Audit and Risk Committee		
Tan Khiaw Ngoh	Chairperson	Non-Executive and Independent
Lance Yu Gokongwei	Member	Non-Executive and Non-Independent
Chng Hwee Hong	Member	Non-Executive and Independent

## Composition of the ARC (Provision 10.2)

The ARC comprises three members namely, Ms Tan Khiaw Ngoh ("ARC Chairperson") and M/s Lance Yu Gokongwei and Chng Hwee Hong, all of whom are Non-Executive Directors and the majority of whom, including the ARC Chairperson, are independent.

The Board is satisfied that the members of the ARC are appropriately qualified to discharge their responsibilities and that all ARC members have recent and relevant accounting or related financial management expertise or experience.

The ARC Chairperson, Ms Tan Khiaw Ngoh, has had extensive accounting experience throughout her professional career. Until 2017, she was a partner of PricewaterhouseCoopers LLP.

Mr Lance Yu Gokongwei brings with him extensive corporate expertise and financial management experience having majored in both Finance and Applied Science and in his capacity as President and CEO of the JG Summit Holdings, Inc, one of the largest Filipino conglomerates with a diversified portfolio including banking and real estate. The ARC also benefits from Mr Gokongwei's prior experience as a Board Member of the Global Reporting Initiative, the provider of the world's leading sustainability reporting standards, particularly when exercising oversight of the Group's sustainability reporting.

Mr Chng Hwee Hong has had prior experience as an Executive Director of Haw Par Corporation Limited and is presently the Chairman of the Audit Committee of United Overseas Insurance Limited.

## ARC Member's Relationship to Audit Firm (Provision 10.3)

No member appointed to the ARC was within the past two years a partner of, or had any financial interest in, the Company's existing audit firm.

# CORPORATE GOVERNANCE REPORT

---

## **Duties of the ARC (Provision 10.1)**

The ARC's principal objective is to assist the Board in maintaining a high standard of corporate governance particularly by carrying out the following duties in accordance with the Code and ARC Terms of Reference:

- reviewing significant financial reporting issues and judgements made to ensure the integrity of the financial statements, and of any announcements relating to the Group's financial performance and recommend changes, if any, to the Board;
- overseeing Management in establishing the risk management framework (including workplace safety and health) of the Group;
- reviewing and reporting to the Board the adequacy and effectiveness of the Group's risk management framework and internal controls;
- reviewing the adequacy, effectiveness, independence, scope and results of the Group's internal audit function;
- reviewing the scope and results of the external audit, and the independence of and objectivity of the independent auditor;
- making recommendations on the appointment and removal of independent auditors as well as their remuneration and terms of engagement;
- ensuring the Group complies with the requisite laws and regulations;
- ensuring the Group has programmes and policies in place to identify and prevent fraud;
- overseeing the establishment and operation of the whistleblowing process in the Group; and
- reviewing significant interested person transactions.

As of FY2023, the ARC also oversees the Group's ESG risk management and performance at the Board level. This includes monitoring and overseeing measures to mitigate the Group's key ESG risks and managing ESG impacts associated with the Group's material topics. The ARC also oversees the identification and management of the Group's ESG metrics and performance against targets.

The ARC has explicit authority to investigate any matter in accordance with the Code and its Terms of Reference, full access to and co-operation from Management, full discretion to invite any one or more of the Directors, the CEO and/or any member of Management to attend its meetings, direct and unrestricted access to the representatives of the independent auditor and internal audit function, and reasonable resources to enable it to discharge its functions properly.

## **Whistle-blowing Policy (Provision 10.1)**

The Company has put in place, with the ARC's endorsement, unbiased and independent channels through which employees and external parties may raise concerns such as but not limited to fraud, corruption, workplace safety lapses, improper conduct or possible improprieties in a safe and confidential manner. The ARC, with the assistance of the internal audit function, is responsible for oversight and monitoring of the whistle-blowing function, and all whistle-blowing reports are reviewed by the ARC at its quarterly meetings.

All reports made via the whistle-blowing channel are received by the Head of the Internal Audit Department ("Group Internal Audit") and are independently investigated for appropriate follow-up action. The identity of whistle-blowers and any information received will be kept confidential unless required to be disclosed by law. The policy provides assurance to whistle-blowers that they will be treated fairly and protected against any retaliation or adverse action, to the extent possible. The Company will also consider, as far as is reasonably practicable, concerns that are raised anonymously.

The whistle-blowing policy is available on the Company's Website.

## **Key Audit Matter**

In the review of the financial statements, the ARC had discussed with both Management and the independent auditor the accounting principles that were applied and significant matters which involved Management's judgment. The ARC reviewed, amongst other matters, the following key audit matter as reported by the independent auditor for the financial year 2023:

# CORPORATE GOVERNANCE REPORT

Key Audit Matter	ARC's Review Process
Valuation of investment properties	The ARC reviewed the valuation approach adopted by Management and Management's recommendations in respect of the valuation by external professional valuers.
	The ARC considered the findings of the independent auditor, including its assessment of the appropriateness of valuation methodologies and underlying key assumptions applied in the valuation. The ARC also noted with satisfaction that an adequate system and procedures were in place for the objective selection of external professional valuers.
	The ARC was satisfied with the valuation process and that the valuation methodologies used were in line with the generally accepted market practices.

It is noteworthy that under the key audit matter and other audit and accounting matters, there were no material weaknesses noted in either the system or the procedure of controls in areas covered by the Group Internal Audit and the independent auditor in the audit for the financial year 2023.

## ARC and Auditors Meeting (Provision 10.5)

During the financial year 2023, the ARC held eight meetings. The CEO and relevant members of Management were present at these meetings. The announcements of the half-year and full year results, the financial statements of the Group, and the Auditor's Report for the full year were reviewed by the ARC before the same were recommended for consideration and approval of the Board. The ARC had met once with the Head, Group Internal Audit and independent auditor, without the presence of Management during the financial year.

## Independent Auditor

For the financial year 2023, the ARC undertook a review of the fees and expenses of the audit and non-audit services provided by the independent auditor, PricewaterhouseCoopers LLP in accordance with Rule 1207(6) of the Listing Manual. Details of the aggregate sum of fees paid to the independent auditor and the breakdown of fees payable in respect of audit and non-audit services can be found in Note 5 to the Financial Statements.

The ARC also assessed the nature and extent of the non-audit services and whether such services might prejudice the independence and objectivity of the independent auditor before confirming its re-nomination. The ARC was satisfied that such services did not affect the independent auditor's independence. Having regard to the adequacy of resources, the experience of the firm and the audit engagement partner assigned to the audit, the firm's other audit engagements, the size and complexity of the Group, and the number of supervisory and professional staff assigned to the audit, the ARC was satisfied that the independent auditor was a suitable audit firm to meet the Group's audit obligations. The ARC then recommended to the Board for shareholders' approval, the re-appointment of the independent auditor.

The Company confirms that Rules 712 and 715 of the Listing Manual on the appointment of the independent auditor have been complied with. Please refer to page 76 and Note 39 to the Financial Statements.

## Internal Audit (Provision 10.4)

The Group has an in-house internal audit function which comprises the Head, Group Internal Audit, Mr Lance Chiam, and his team of qualified personnel. The Head, Group Internal Audit reports functionally to the ARC and administratively to the CEO. The ARC approves the appointment, termination, and remuneration of the Head, Group Internal Audit.

The ARC regularly reviews the scope and results of the Group Internal Audit including its appropriate standing within the Group to ensure that internal audits are conducted effectively and Management provides the necessary cooperation to enable the Group Internal Audit to perform its function.

The Group Internal Audit is independent of the activities it audits, and operates within the framework stated in its Internal Audit Charter which is approved by the ARC annually. The annual risk-based internal audit plan which is approved by the ARC before the beginning of each year is derived in consultation with, but independently of, Management. The Group Internal Audit has unfettered access to all the Group's documents, records, properties, and personnel, including access to the ARC.

# CORPORATE GOVERNANCE REPORT

---

As part of its audit activities, the Group Internal Audit reviews the adequacy and effectiveness of the Group's risk management and internal control systems and provides reasonable assurance that necessary controls are in place and operating effectively in respect of financial, operational, compliance, and information technology. During the financial year 2023, the Group Internal Audit has carried out its activities according to the International Standards for the Professional Practice of Internal Auditing set by the Institute of Internal Auditors ("IIA").

To ensure that internal audits are performed by competent professionals, the Group Internal Audit employs suitably qualified personnel with the requisite skill sets and experience. Training and development opportunities are provided to these personnel to ensure their technical knowledge and skill sets remain current and relevant. The Group Internal Audit is a member of the Singapore Chapter of the IIA. Mr Lance Chiam, who joined the Group in June 2018, holds a Bachelor of Accountancy (Honours) Degree from Nanyang Technological University, and is also a Chartered Accountant of Singapore, Certified Internal Auditor, Certified Fraud Examiner and Certified Information Systems Auditor.

For financial year 2023, the ARC has reviewed and is satisfied that the Group Internal Audit is independent, effective and adequately resourced.

## **Shareholder Rights and Engagement (Principle 11)**

The Company adopts an open and non-discriminatory approach regarding its shareholders' rights, and recognises the need to provide shareholders with a balanced and understandable assessment of the Group's performance, position and prospects.

## **Conduct of General Meetings (Provisions 11.1 and 11.3)**

The Company disseminates information on general meetings through notices in its annual reports or circulars. These notices are also released via SGXNet, published in local newspapers and posted on the Company's Website ahead of the meetings to give shareholders ample time to review the documents.

General meetings are the principal forums for dialogue between Directors and shareholders as shareholders are able to engage the Board and Management on the Group's business activities, financial performance, and other business-related matters. All Directors, especially the CEO, the Chairman of the Board and Chairperson of each Board Committee, and the independent auditor are also present at general meetings to answer relevant queries posed by shareholders.

The Constitution allows all shareholders the right to appoint up to two proxies to attend, speak and vote at general meetings on their behalf. Under the multiple proxy regime, "relevant intermediaries" such as banks, capital markets services licence holders (which provide custodial services for securities) and the CPF are allowed to appoint more than two proxies for the same purpose. This will enable indirect investors, including CPF investors, to be appointed as proxies to participate at general meetings.

## **Resolutions at General Meetings (Provision 11.2)**

To promote greater transparency in the voting process and effective participation of general meetings to-date, the Company conducts electronic poll voting for all resolutions proposed at physical general meetings. There is a separate resolution on each separate issue, except in cases where resolutions are interdependent and linked to form one significant proposal. In such cases, the Company explains the reasons and material implications in the notice of the general meetings. Through a service provider's poll voting system, the votes cast for and against and the respective percentages on each resolution would be tallied and instantaneously displayed live on-screen to shareholders at general meetings.

An independent scrutineer is engaged to review the electronic poll voting system and proxy verification process during the meetings to ensure that information is compiled adequately and procedures are carried out effectively. Voting results will also be announced after the meetings via SGXNet.

# CORPORATE GOVERNANCE REPORT

---

The 2023 AGM was held physically and shareholders were able to vote by appointing the chairperson of the meeting as proxy to vote on their behalf. Proxy forms submitted by shareholders were independently verified by the independent scrutineers. Results of the valid votes submitted, showing the number of votes cast for and against each resolution and the respective percentages, were announced by the Chairman of the meeting at the 2023 AGM and thereafter, via SGXNet.

## **The Company's Constitution and Absentia Voting (Provision 11.4)**

The Constitution does not presently permit shareholders to vote at general meetings in absentia (by mail or email), and there is at present no intention to amend the Constitution to provide for absentia voting having taken into consideration the difficulties in verifying shareholder identity and other related security and integrity concerns. The Board is of the opinion that notwithstanding this deviation, all shareholders are treated fairly and equitably in order to enable them to exercise shareholders' rights and have the opportunity to communicate their views on matters affecting the Company even if they are unable to physically attend general meetings (for example, through the appointment of proxies).

## **Minutes of General Meetings (Provision 11.5)**

The Company Secretary maintains minutes of these general meetings which include relevant comments or queries from shareholders and responses from the Board and Management. The minutes of the 2023 AGM have been published on the Company's Website.

## **Dividend Policy (Provision 11.6)**

The Company's policy is to declare dividends at a rate of approximately 20% to 50% of net profit attributable to equity holders, excluding fair value gains/losses and other non-cash exceptional gains/losses. The Company strives to declare dividends at a sustainable rate, after taking into account the Company's financial performance, short and long term capital requirements, market conditions and opportunities for capital reinvestments, amongst other reasons. The Board endeavours to maintain a balance between meeting shareholders' expectations and prudent capital management. The Board will review the dividend policy from time to time and reserves the right to update, amend and/or modify the dividend policy. Dividends are generally paid to all shareholders within 30 market days after the record date.

## **Engagement with Shareholders (Principle 12)**

### **Investor Relations Policy and Shareholder Communication (Provisions 12.1 to 12.3)**

The Group is committed to actively engaging and promoting regular, effective and fair communication with shareholders and the investment community.

The Group's Head, Strategy & Planning, Mr Heng Chin Hong, oversees the Group's Investor Relations together with his team of competent staff. The Company's Investor Relations Policy as well as information on the Company's announcements, shareholders' meetings, annual reports, sustainability reports, ESG efforts and corporate policies are available on the Company's Website.

The Investor Relations policy sets out the mechanism through which shareholders may raise queries, concerns or feedback to the Company. From time to time, Management may also meet with analysts upon their requests. The CEO met analysts in briefings held across FY 2023.

The Board also believes that prompt compliance with continuing disclosure obligations and statutory reporting requirements is imperative to maintaining shareholders' confidence and trust in the Company, and ensures that disclosure of material corporate developments and other ad-hoc announcements as required by the SGX-ST are released on a timely basis and are as descriptive and detailed as possible.

In line with the changes to the quarterly reporting framework in the Listing Manual which took effect from 7 February 2020, the Board has elected to release the Company's financial results on a half-yearly basis with effect from the financial year ended 31 December 2020. For financial year 2023, results for the first half were released within 45 days from the end of that period and full year results were released within 60 days from the financial year-end. These disclosures and announcements are generally made through annual reports, SGXNet announcements and the Company's Website.

# CORPORATE GOVERNANCE REPORT

---

As part of its sustainability agenda and in accordance with the Listing Manual, the Company has been issuing its annual reports in digital format since 2017. Physical copies of this Annual Report will only be printed upon request made via a Request Form which is circulated to all shareholders.

## MANAGING STAKEHOLDER RELATIONSHIPS

### Engagement with Stakeholders (Principle 13)

The Board adopts an inclusive approach by considering and balancing the needs and interests of material stakeholders, as part of its overall responsibility to ensure that the best interests of the Company are served.

The Company's material stakeholder groups include tenants, home buyers and shoppers, employees, contractor and suppliers, regulators, investors and the community at large. Engagement with these groups and arrangements to engage and manage its relationships, the Company's strategy and key areas of focus in relation to the management of these stakeholder relationships, are set out under the "Sustainability" section on page 34 of the Annual Report.

The Company's Website is maintained to communicate and engage with stakeholders. Detailed information on the Company's environmental practices, interaction and cooperation with the relevant communities and approach to the health, safety and welfare of its employees, as well as training and development programmes for its employees, can be found in the "Sustainability" section on page 34 of the Annual Report and the Company's Sustainability Report to be published on the Company's Website in May 2024.

## OTHER GOVERNANCE MATTERS

### Interested Person Transactions

The Company has adopted an internal policy in respect of any transaction with interested persons (as defined by Rule 904 of the Listing Manual) ("IPT"). All IPTs are to be undertaken at arm's length and on normal commercial terms consistent with the Group's usual business practices and policies. IPTs valued above \$100,000 must also be reviewed and approved by the ARC. Management presents material commercial terms of the IPT to the ARC and the ARC is given ample opportunity to clarify any queries with Management. Where a Director has a conflict of interest in a particular matter, he or she is required to recuse himself or herself from the ARC and Board's deliberations and will abstain from voting on that matter.

# CORPORATE GOVERNANCE REPORT

The Company's disclosure according to Rule 907 of the Listing Manual in respect of IPTs for the financial year ended 31 December 2023 ("FY2023") is set out as follows:

Name of interested person	Nature of relationship	Aggregate value of all interested person transactions during the financial year under review (excluding transactions less than \$100,000) (\$'million)
<b>Directors and their associates:</b>		
<ul style="list-style-type: none"> <li>Elaine Low purchasing as the trustee of a trust in which a Director's son is a beneficiary               <ul style="list-style-type: none"> <li>Purchase of property – Unit #05-29 at Watten House</li> </ul> </li> </ul>	Associate of a Director	7.7
<b>UOL Group Limited and its associates:</b>		
	Controlling shareholder and its associates	
<ul style="list-style-type: none"> <li>Provision of project management and marketing services to interested persons</li> </ul>		1.5
<ul style="list-style-type: none"> <li>Provision of project management, corporate and marketing services by interested persons</li> </ul>		1.0
<ul style="list-style-type: none"> <li>Shareholders' loans and equity contributed to joint ventures<sup>1</sup></li> </ul>		413.6
<ul style="list-style-type: none"> <li>Interest payable on shareholders' loans by interested persons to joint ventures<sup>1</sup></li> </ul>		14.8
<ul style="list-style-type: none"> <li>Provision of hotel management services by interested person</li> </ul>		11.2
<ul style="list-style-type: none"> <li>Provision of software licences, project implementation and support services by interested person</li> </ul>		0.5
<ul style="list-style-type: none"> <li>Purchase of goods and services</li> </ul>		2.2
<ul style="list-style-type: none"> <li>Payment and receipt of rental and service income, asset management services, corporate support, and property management services</li> </ul>		3.5
<b>Kheng Leong Company (Private) Limited and its associates:</b>		
	Associates of the Company's directors Dr Wee Cho Yaw and Mr Wee Ee Lim	
<ul style="list-style-type: none"> <li>Interest payable on shareholders' loans by interested persons to joint ventures<sup>1</sup></li> </ul>		2.1
<ul style="list-style-type: none"> <li>Provision of shared payroll service and corporate expenses</li> </ul>		0.7
<ul style="list-style-type: none"> <li>Injection of shared capital to a joint venture</li> </ul>		0.2

<sup>1</sup> The figure comprises the aggregate value of shareholders' loans extended and equity contributed by the Group or interested persons (as the case may be) to joint venture companies involving interested persons, and where applicable, interest accrued on shareholders' loans payable to the Group or interested persons (as the case may be), in FY2023, which fall within the exemption under Rule 916(2) and (3) of the Listing Manual (as the case may be).

The above IPTs were all conducted at arm's length commercial terms. Where the IPT was also a joint venture to which Rules 906 and 916(2) of the Listing Manual applied, the ARC was of the view that the risks and rewards of each joint venture partner were in proportion to their respective equities, and that the terms of the joint venture were not prejudicial to the interests of the Group and its minority shareholders. The Group does not have any shareholders' mandate under Rule 920 of the Listing Manual.



# CORPORATE GOVERNANCE REPORT

---

## Material Contracts

There are no other material contracts involving the interests of the CEO, any Director or controlling shareholder, either still subsisting at the end of the financial year or if not then subsisting, entered into by the Company or its subsidiaries since the end of the previous financial year save as disclosed above and as follows:

- Singland China Holdings Pte. Ltd. (a subsidiary of SingLand), UOL Capital Investments Pte. Ltd. (a subsidiary of UOL Group Limited) and Peak Star Pte Ltd (a subsidiary of Kheng Leong Company (Private) Limited), have established a joint venture company, Shanghai Jin Peng Realty Co., Ltd on a 30:40:30 basis respectively to develop Park Eleven, Changfeng District, Shanghai, People's Republic of China, a mixed-use development comprising residential units and a retail component. The purchase price of the land was RMB 2.06 billion.
- S.L. Development Pte. Limited (a subsidiary of SingLand) and UOL Venture Investments Pte. Ltd. (a subsidiary of UOL Group Limited) have established a joint venture company, United Venture Development (Bedok) Pte. Ltd. on a 50:50 basis to develop Archipelago, a residential development at Bedok Reservoir Road. The purchase price of the land was \$320 million.
- Singland Homes Pte. Ltd. (a subsidiary of SingLand) and UOL Venture Investments Pte. Ltd. (a subsidiary of UOL Group Limited) have established a joint venture company known as United Venture Development (Clementi) Pte. Ltd. on a 50:50 basis to develop The Clement Canopy, a residential development at Clementi Avenue 1. The purchase price of the land was \$302 million.
- Singland Overseas Investments Pte. Ltd. (a subsidiary of SingLand) and UOL Venture Investments Pte. Ltd. (a subsidiary of UOL Group Limited) have established a joint venture company known as United Venture Investments (HI) Pte. Ltd. on a 50:50 basis to acquire a freehold 9-storey mixed use building located at 120 Holborn, Midtown, London EC1 N2TD, United Kingdom. The acquisition price of the property was £222.6 million.
- Singland Homes Pte. Ltd. (a subsidiary of SingLand) and UOL Venture Investments Pte. Ltd. (a subsidiary of UOL Group Limited) have established a joint venture company known as UVD (Projects) Pte. Ltd. on a 50:50 basis for a collective purchase of all the units and the common property in the development known as "Raintree Gardens" located in Potong Pasir at a purchase price of \$334.2 million and to redevelop the site to build The Tre Ver, a residential development.
- Singland Residential Development Pte. Ltd. (a subsidiary of SingLand), UOL Venture Investments Pte. Ltd. (a subsidiary of UOL Group Limited) and Kheng Leong Company (Private) Limited have established a joint venture company known as United Venture Development (Silat) Pte. Ltd. on a 30:50:20 basis to develop Avenue South Residence, a residential development (with commercial use on the first floor). The purchase price of the land at Silat Avenue was \$1.035 billion.
- Singland Residential Development Pte. Ltd. (a subsidiary of SingLand) and UOL Venture Investments Pte. Ltd. (a subsidiary of UOL Group Limited) have established a joint venture company known as United Venture Development (Clementi 1) Pte. Ltd. on a 20:80 basis to develop Clavon, a residential development at Clementi Avenue 1. The purchase price of the land was \$491.3 million.
- Aquamarina Hotel Private Limited (a subsidiary of SingLand) and Pan Pacific Hospitality Pte. Ltd. ("PPH") (a subsidiary of UOL Group Limited) have entered into an agreement for PPH to manage a project known as PARKROYAL COLLECTION Marina Bay, Singapore, at 6 Raffles Boulevard.
- Hotel Marina City Private Limited (a subsidiary of SingLand) and Pan Pacific Hotels and Resorts Pte. Ltd. ("PPHR") (a subsidiary of UOL Group Limited) have entered into an agreement for PPHR to manage a project known as Pan Pacific Singapore at 7 Raffles Boulevard.
- Singland Residential Development Pte. Ltd. (a subsidiary of SingLand), UOL Venture Investments Pte. Ltd. (a subsidiary of UOL Group Limited) and Kheng Leong Company (Private) Limited have established a joint venture company known as United Venture Development (2020) Pte. Ltd. on a 30:50:20 basis to develop The Watergardens at Canberra, a residential site at Canberra Drive. The purchase price of the land was \$270.2 million.
- Singland Residential Development Pte. Ltd. (a subsidiary of SingLand), UOL Venture Investments Pte Ltd (a subsidiary of UOL Group Limited) and Kheng Leong Company (Private) Limited have established a joint venture company known as United Venture Development (2021) Pte Ltd on a 20:80 basis to develop AMO Residence, a residential site at Ang Mo Kio. The purchase price of the land was \$381.4 million.
- Singland Residential Development Pte. Ltd. (a subsidiary of SingLand) and UOL Venture Investments Pte Ltd (a subsidiary of UOL Group Limited) have established a joint venture company known as United Venture Development (Watten) Pte Ltd on a 20:80 basis for a collective purchase of all the units and the common property in the development known as "Watten Estate Condominium" located in Shelford Road at a purchase price of \$550.8 million.

# CORPORATE GOVERNANCE REPORT

---

- Singland Residential Development Pte. Ltd. (a subsidiary of SingLand) and UOL Venture Investments Pte Ltd (a subsidiary of UOL Group Limited) have established a joint venture company known as United Venture Development (No.5) Pte Ltd on a 20:80 basis to develop a residential site at Pine Grove. The purchase price of the land was \$671.5 million.
- Singland Residential Development Pte. Ltd. (a subsidiary of SingLand) and UOL Venture Investments Pte Ltd (a subsidiary of UOL Group Limited) have established a joint venture company known as United Venture Development (Meyer) Pte Ltd on a 20:80 basis to develop a residential site at Meyer Park. The purchase price of the land was \$392.18 million.
- Singland Residential Development Pte. Ltd. (a subsidiary of SingLand) and UOL Venture Investments Pte Ltd (a subsidiary of UOL Group Limited) have established two joint venture companies known as United Venture Development (No. 9) Pte Ltd (“UVD9”) and United Venture Development (No. 10) Pte Ltd (“UVD10”) each on a 40:60 basis to, through a joint venture between UVD9 and Zircon Land Private Limited (a subsidiary of CapitaLand Singapore Limited) and a joint venture between UVD10 and CRL Realty Pte Ltd (a subsidiary of CapitaLand Singapore Limited) respectively, each on a 50:50 basis, develop the residential and commercial component respectively of the mixed-use site at Tampines Ave 11. The purchase price of the land was \$1.21 billion.

All the aforesaid transactions were conducted at arm’s length on commercial terms and the risks and rewards of each joint venture were in proportion to the equity of each joint venture partner.

## **Dealings in Securities**

The Company has adopted Rule 1207(19) of the Listing Manual which provides guidance on dealing in the Company’s shares. Circulars were issued to all Directors and employees of the Group to remind them of, inter alia, laws against insider trading and the importance of not dealing in the shares of the Company on short term considerations and during the “prohibitive periods” commencing one month before the announcement of half yearly or full year financial results.

# SUMMARY OF DISCLOSURES

Principles and provisions of the 2018 Code – Express disclosure requirements		Page reference
Provision 1.2	The induction, training and development provided to new and existing directors	41
Provision 1.3	Matters that require Board approval	41 to 42
Provision 1.4	Names of the members of the Board committees, terms of reference, any delegation of the board's authority to make decisions, and a summary of each board committee's activities.	42
Provision 1.5	The number of meetings of the Board and Board committees held in the year, as well as the attendance of each individual Board member at these meetings.	42 to 43
Provision 2.4	The board diversity policy and progress made towards implementing the board diversity policy, including objectives	44 to 46
Provision 4.3	Process for the selection, appointment and re-appointment of directors to the Board, including the criteria used to identify and evaluate potential new directors and channels used in searching for appropriate candidates.	48
Provision 4.4	Where the Board considers a director to be independent notwithstanding the existence of a relationship between the director with the company, its related corporation, its substantial shareholders or its officers, which may affect his or her independence, such relationship and the reasons for considering him/her as independent should be disclosed.	49
Provision 4.5	The listed company directorships and principal commitments of each director, and where a director holds a significant number of such directorships and commitments, the NC and Board's reasoned assessment of the ability of the director to diligently discharge his or her duties.	49 to 50
Provision 5.2	How the assessments of the Board, its Board committees and each director have been conducted, including the identity of any external facilitator and its connection, if any, with the company or any of its directors.	50
Provision 6.4	The engagement of any remuneration consultants and their independence	51
Provision 8.1	The policy and criteria for setting remuneration, as well as names, amounts and breakdown of remuneration of: (a) each individual director and the CEO; and (b) at least top five key management personnel (who are not directors or the CEO) in bands no wider than \$250,000 and in aggregate the total remuneration paid to these key management personnel.	53 to 54
Provision 8.2	Names and remuneration of employees who are substantial shareholders of the company, or are immediate family members of a director, the CEO or a substantial shareholder of the company, and whose remuneration exceeds \$100,000 during the year, in bands no wider than \$100,000. The disclosure states clearly the employee's relationship with the relevant director or the CEO or substantial shareholder.	54
Provision 8.3	All forms of remuneration and other payments and benefits, paid by the company and its subsidiaries to directors and key management personnel of the company, including the details of employee share schemes.	54
Provision 9.2	Disclosure from the Board whether it has received assurance from: (a) the CEO and CFO that the financial records have been properly maintained and the financial statements give a true and fair view of the company's operations and finances; and (b) the CEO and other key management personnel who are responsible, regarding the adequacy and effectiveness of the company's risk management and internal control systems.	58 to 59
Provision 11.3	Directors' attendance at general meetings of shareholders held during the financial year.	62
Provision 12.1	The steps to solicit and understand the views of shareholders.	63
Provision 13.2	The strategy and key areas of focus in relation to the management of stakeholder relationships during the reporting period.	64

# SUMMARY OF DISCLOSURES

---

<b>Supplementary MAS Guidelines – Express disclosure requirements</b>		<b>Page reference</b>
Guideline 1.16	An assessment of how induction, orientation and training provided to new and existing directors meet the requirements as set out by the NC to equip the Board and the respective Board committees with relevant knowledge and skills in order to perform their roles effectively.	41
Guideline 2.13	Names of the members of the board executive committee (Exco) and the key terms of reference of the Exco, explaining its role and the authority delegated to it by the board.	Not applicable
Guideline 4.13	Resignation or dismissal of key appointment holders	Not applicable
Guideline 4.14	Deviation and explanation for the deviation from the internal guidelines on time commitment	42 to 43, 49
Guideline 9.4	Details of the remuneration of employees who are immediate family members of a director or the CEO, and whose remuneration exceeds \$50,000* during the year. This will be done on a named basis with clear indication of the employee's relationship with the relevant director or the CEO. Disclosure of remuneration should be incremental bands of \$50,000*.	54
Guideline 11.14	Names of the members of the board risk committee and the key terms of reference of the board risk committee, explaining its role and the authority delegated to it by the board.	59 to 60
Guideline 17.4	Material related party transactions.	66 to 67

# PROPERTY SUMMARY

	Tenure of Land	Site Area (sq metres)	Gross Floor Area (sq metres)	Approximate Net Floor Area (sq metres)	Car Park Lots	2023 Committed Occupancy(%)	Shareholding (%)	Capital Value (\$'m)
<b>Investment properties held by subsidiaries</b>								
<b>Clifford Centre</b> 24 Raffles Place, Singapore 048621	999-year lease from 1826	3,343	–	–	–	– <sup>1</sup>	100 <sup>2</sup>	884
<b>SGX Centre 2</b> 4 Shenton Way, Singapore 068807 29-storey office building	99-year lease from 1995	2,970	36,590	25,800 <sup>3</sup>	136	97	100 <sup>2</sup>	580
<b>Singapore Land Tower</b> 50 Raffles Place, Singapore 048623 47-storey office building	999-year lease from 1826	5,064	74,215 <sup>4</sup>	57,500 <sup>4</sup>	288 <sup>4</sup>	74	100 <sup>2</sup>	1,870
<b>Stamford Court</b> 61 Stamford Road, Singapore 178892 4-storey office building with shops	99-year lease from 1994	2,072	7,264	5,990	36	100	100	110
<b>Tampines Plaza 1 and Tampines Plaza 2</b> 3 Tampines Central 1, Singapore 529540 5 Tampines Central 1, Singapore 529541 A pair of 8-storey office buildings	99-year lease from 1996	2,614 2,613	10,970 10,965	8,397 8,397	87 79	100 100	100 <sup>2</sup> 100 <sup>2</sup>	111 112
<b>The Gateway</b> Gateway West, 150 Beach Road, Singapore 189720 Gateway East, 152 Beach Road, Singapore 189721 A pair of 37-storey office towers	99-year lease from 1982	21,961	97,430	69,803	689	93	100 <sup>2</sup>	1,230
<b>UIC Building</b> 5 Shenton Way, Singapore 068808 23-storey office building	99-year lease from 2011	6,065 <sup>5</sup>	30,935	26,373	591 <sup>6</sup>	95	100	740
<b>Marina Square</b> 6 Raffles Boulevard, Singapore 039594 5-storey retail mall (including basement)	99-year lease from 1980	92,197 <sup>7</sup>	315,046 <sup>7</sup>	74,389 <sup>8</sup>	1,990 <sup>7</sup>	100 <sup>9</sup>	77	1,050 <sup>8</sup>
<b>West Mall</b> 1 Bukit Batok Central Link, Singapore 658713 5-storey retail and entertainment complex	99-year lease from 1995	9,890	26,300 <sup>10</sup>	17,042 <sup>10</sup>	314 <sup>10</sup>	100	100 <sup>11</sup>	401

# PROPERTY SUMMARY

	Tenure of Land	Site Area (sq metres)	Gross Floor Area (sq metres)	Approximate Net Floor Area (sq metres)	Car Park Lots	2023 Committed Occupancy(%)	Shareholding (%)	Capital Value (\$'m)
<b>Investment properties held by associates and joint ventures</b>								
<b>Novena Square</b> 238/A/B Thomson Road, Singapore 307683 Mixed-use property comprising two blocks of 18- and 25-storey offices and a three-storey retail mall	99-year lease from 1997	16,673	70,010	57,341	491	99 (Retail) 98 (Office)	20	1,459
<b>120 Holborn Island</b> Midtown, London EC1N 2TD United Kingdom 9-storey mixed-use property with office and retail units	Freehold	10,522	70,859	32,055	36	87	50	334

<sup>1</sup> Closed for redevelopment from 1 January 2023.

<sup>2</sup> Effective interest is 99.7%.

<sup>3</sup> Inclusive of 3,336 sqm in SGX Centre 1.

<sup>4</sup> Singapore Land Tower is undergoing an Asset Enhancement Initiative ("AEI") scheduled for completion in the second half of 2024. These figures will be updated after the AEI is completed.

<sup>5</sup> Site area stated is the total area for the mixed development with UIC Building (office) and V on Shenton (residential).

<sup>6</sup> Refers to the total number of car park lots for mixed development UIC Building (office) and V on Shenton (residential).

<sup>7</sup> Mixed development including Pan Pacific Singapore, PARKROYAL COLLECTION Marina Bay, Singapore and Mandarin Oriental, Singapore.

<sup>8</sup> Value stated is for Marina Square Shopping Mall only.

<sup>9</sup> Committed occupancy is 99.5%.

<sup>10</sup> West Mall is undergoing an Asset Enhancement Initiative ("AEI") scheduled for completion in 2025. These figures will be updated after the AEI is completed.

<sup>11</sup> Effective interest is 99.8%.

# PROPERTY SUMMARY

	Tenure of Land	Site Area (sq metres)	Gross Floor Area (sq metres)	Actual/Expected Year of TOP	Shareholding (%)
<b>Properties held for sale by subsidiaries, associates and joint ventures</b>					
<b>Completed</b>					
<b>V on Shenton</b> Shenton Way 510-unit condominium	99-year lease from 2011	6,065 <sup>12</sup>	55,846	2017	100
<b>Mon Jervois</b> Jervois Road 109-unit condominium	99-year lease from 2012	8,958	13,796	2016	100 <sup>13</sup>
<b>Under Development</b>					
<b>Clavon</b> Clementi Avenue 1 640-unit residential project	99-year lease from 2019	16,543	57,900	2024	20
<b>The Watergardens at Canberra</b> Canberra Drive 448-unit residential project	99-year lease from 2020	27,566	38,593	2024	30
<b>AMO Residence</b> Ang Mo Kio Avenue 1 372-unit residential project	99-year lease from 2021	12,679	31,699	2025	20
<b>Pinetree Hill</b> Pine Grove 520-unit residential project	99-year lease from 2022	22,535	47,323	2027	20
<b>Watten House</b> Shelford Road 180-unit residential project	Freehold	20,461	28,646	2027	20
<b>MEYER BLUE</b> Meyer Road 226-unit residential project	Freehold	8,981	25,147	2028	20
<b>Site at Tampines Avenue Eleven</b> 1,195-unit mixed development project	99-year lease from 2023	50,680	126,700 <sup>14</sup>	2030	20

<sup>12</sup> Site area stated is the total area for the mixed development with UIC Building (office) and V on Shenton (residential).

<sup>13</sup> Effective interest is 99.7%.

<sup>14</sup> Reflects total gross floor area including commercial component.

# PROPERTY SUMMARY

---

	Tenure of Land	No. of Guest Rooms	Year of Completion	Shareholding (%)
<b>Hotels owned by subsidiaries and associates</b>				
<b>Pan Pacific Singapore</b> 7 Raffles Boulevard, Singapore 039595	99-year lease from 1980	790	1986	77
<b>PARKROYAL COLLECTION Marina Bay, Singapore</b> 6 Raffles Boulevard, Singapore 039594	99-year lease from 1980	583	1986	58
<b>Mandarin Oriental, Singapore</b> 5 Raffles Avenue, Singapore 039797	99-year lease from 1980	510	1986	39
<b>The Westin Tianjin</b> 101 Nanjing Road, Heping District, Tianjin 300040, China	50-year lease from 2005	275	2010	100



# FIVE YEAR SUMMARY

## 2019 – 2023

<b>GROUP INCOME STATEMENT</b> <b>(\$'000)</b>	<b>2019</b>	<b>2020</b>	<b>2021</b>	<b>2022</b>	<b>2023</b>
Revenue	705,699	560,271	504,909	610,952	<b>684,553</b>
Profit before income tax	736,786	107,729	367,556	513,881	<b>338,452</b>
Income tax expense	(47,439)	(28,411)	(37,702)	(40,920)	<b>(44,819)</b>
Net profit	689,347	79,318	329,854	472,961	<b>293,633</b>
Attributable to:					
Equity holders of the Company					
– Net profit before fair value and other gains/ (losses)	246,373	216,075	191,285	228,257	<b>188,557</b>
– Other gains/(losses)	210,273	–	34,619	–	<b>–</b>
– Net fair value gain/(loss) on subsidiaries' investment properties	124,301	(103,413)	104,017	232,315	<b>108,018</b>
– Share of net fair value gain/(loss) on associates and joint ventures' investment properties	24,163	(22,428)	1,323	(5,452)	<b>(25,732)</b>
	605,110	90,234	331,244	455,120	<b>270,843</b>
Non-controlling interests	84,237	(10,916)	(1,390)	17,841	<b>22,790</b>
	689,347	79,318	329,854	472,961	<b>293,633</b>
Dividends proposed (net)	57,307	50,143	50,143	50,143	<b>57,306</b>
<b>GROUP STATEMENTS OF FINANCIAL POSITION</b> <b>(\$'000)</b>	<b>2019</b>	<b>2020</b>	<b>2021</b>	<b>2022</b>	<b>2023</b>
Investment properties	6,349,796	6,242,360	6,381,509	6,680,626	<b>7,084,129</b>
Property, plant and equipment	1,137,193	1,109,042	1,100,649	1,066,756	<b>1,049,183</b>
Other non-current assets	1,107,072	1,209,655	1,335,533	1,380,863	<b>1,152,099</b>
Current assets	430,567	385,686	355,429	322,563	<b>445,607</b>
Total assets	9,024,628	8,946,743	9,173,120	9,450,808	<b>9,731,018</b>
Current liabilities	(678,520)	(580,834)	(379,365)	(235,596)	<b>(562,436)</b>
Non-current liabilities	(373,284)	(368,410)	(554,212)	(595,395)	<b>(352,794)</b>
Net assets employed	7,972,824	7,997,499	8,239,543	8,619,817	<b>8,815,788</b>
Share capital	1,565,485	1,565,688	1,565,688	1,565,688	<b>1,565,688</b>
Reserves	5,734,264	5,773,275	6,034,404	6,414,588	<b>6,623,684</b>
	7,299,749	7,338,963	7,600,092	7,980,276	<b>8,189,372</b>
Non-controlling interests	673,075	658,536	639,451	639,541	<b>626,416</b>
Total equity	7,972,824	7,997,499	8,239,543	8,619,817	<b>8,815,788</b>

# FIVE YEAR SUMMARY

## 2019 – 2023

---

OTHER DATA	2019	2020	2021	2022	2023
Profit before income tax - % of revenue	104	19	73	84	<b>49</b>
Profit attributable to equity holders of the Company					
– % of revenue	86	16	66	74	<b>40</b>
– % of share capital and reserves	8.3	1.2	4.4	5.7	<b>3.3</b>
Earnings per share (cents)					
– excluding fair value gain/(loss) on investment properties	31.9	15.1	15.8	15.9	<b>13.2</b>
– including fair value gain/(loss) on investment properties	42.2	6.3	23.1	31.8	<b>18.9</b>
Dividends proposed					
– gross per share (cents)	4.0	3.5	3.5	3.5	<b>4.0</b>
– cover (times)	10.6	1.8	6.6	9.1	<b>4.7</b>
Net asset value per share (\$)	5.10	5.12	5.30	5.57	<b>5.72</b>

# CORPORATE INFORMATION

Board of Directors	Board Appointment	Date of Initial Appointment	Date of Last Re-Election
Wee Ee Lim	Non-Executive Chairman	28.05.1999	28.04.2023
Eu Zai Jie, Jonathan	Executive Director	01.07.2022	28.04.2023
Lance Yu Gokongwei	Non-Executive Director	28.05.1999	27.04.2022
Liam Wee Sin	Non-Executive Director	10.06.2019	28.04.2023
Chng Hwee Hong	Non-Executive and Independent Director	23.03.2018	23.04.2021
Tan Khiaw Ngoh	Non-Executive and Independent Director	27.02.2020	28.04.2023
Peter Sim Swee Yam	Non-Executive and Independent Director	30.06.2021	27.04.2022
Ng Shin Ein	Non-Executive and Independent Director	01.01.2022	27.04.2022
Tan Tiong Cheng	Non-Executive and Independent Director	01.07.2022	28.04.2023

## Audit & Risk Committee

Tan Khiaw Ngoh	Chairperson
Lance Yu Gokongwei	Member
Chng Hwee Hong	Member

## Auditor

PricewaterhouseCoopers LLP  
7 Straits View, Marina One,  
East Tower, Level 12  
Singapore 018936  
Audit Partner: Choo Eng Beng  
(appointed since Financial Year 2021)

## Nominating Committee

Peter Sim Swee Yam	Chairperson
Liam Wee Sin	Member
Chng Hwee Hong	Member

## Share Registrar

KCK CorpServe Pte Ltd  
1 Raffles Place  
One Raffles Place (Tower 2) #04-63  
Singapore 048616  
Telephone: 64308217  
Email: sharereg@kckcs.com.sg

## Remuneration Committee

Chng Hwee Hong	Chairperson
Liam Wee Sin	Member
Peter Sim Swee Yam	Member

## Registered Office

50 Raffles Place #21-01/06  
Singapore Land Tower  
Singapore 048623  
Telephone: 6011 6000  
Facsimile: 6224 0278  
Website: www.singaporeland.com

## Company Secretary

Teo Hwee Ping

## Company Registration Number

196300181E

# FINANCIAL REPORT

---

## CONTENTS

78	Directors' Statement
83	Independent Auditor's Report
87	Consolidated Income Statement
88	Consolidated Statement of Comprehensive Income
89	Statements of Financial Position
90	Consolidated Statement of Changes in Equity
91	Consolidated Statement of Cash Flows
93	Notes to the Financial Statements

# DIRECTORS' STATEMENT

For the financial year ended 31 December 2023

The directors present their statement to the members together with the audited financial statements of the Company and its subsidiaries (the "Group") for the financial year ended 31 December 2023 and the statement of financial position of the Company as at 31 December 2023.

In the opinion of the directors,

- (a) the statement of financial position of the Company and the consolidated financial statements of the Group as set out on pages 87 to 171 are drawn up so as to give a true and fair view of the financial position of the Company and of the Group as at 31 December 2023 and the financial performance, changes in equity and cash flows of the Group for the financial year covered by the consolidated financial statements; and
- (b) at the date of this statement, there are reasonable grounds to believe that the Company will be able to pay its debts as and when they fall due.

## DIRECTORS

The directors of the Company in office at the date of this statement are as follows:

Wee Ee Lim (Chairman)  
Eu Zai Jie, Jonathan  
Lance Yu Gokongwei  
Liam Wee Sin  
Chng Hwee Hong  
Tan Khiaw Ngoh  
Peter Sim Swee Yam  
Ng Shin Ein  
Tan Tiong Cheng

## ARRANGEMENTS TO ENABLE DIRECTORS TO ACQUIRE SHARES AND DEBENTURES

Neither at the end of nor at any time during the financial year was the Company a party to any arrangement whose object was to enable the directors of the Company to acquire benefits by means of the acquisition of shares in, or debentures of, the Company or any other body corporate, other than as disclosed under "Share options" in this statement.

# DIRECTORS' STATEMENT

For the financial year ended 31 December 2023

## DIRECTORS' INTERESTS IN SHARES OR DEBENTURES

- (a) According to the register of directors' shareholdings, none of the directors holding office at the end of the financial year had any interest in the shares, debentures or options to subscribe for ordinary shares of the Company or its related corporations, except as follows:

	Holdings registered in name of director or nominee		Holdings in which director is deemed to have an interest	
	At 31.12.2023	At 1.1.2023	At 31.12.2023	At 1.1.2023
<b>Singapore Land Group Limited</b>				
<u>(No. of ordinary shares)</u>				
Tan Tiong Cheng	21,626	21,626	–	–
<u>(No. of share options to subscribe for ordinary shares in Singapore Land Group Limited)</u>				
Eu Zai Jie, Jonathan	100,000	100,000	–	–
<b>UOL Group Limited ("UOL")</b>				
<u>(No. of ordinary shares)</u>				
Wee Ee Lim	260,975	260,975	132,728,315	132,428,315
Liam Wee Sin	488,777	488,777	–	–
Eu Zai Jie, Jonathan	42,000	42,000	–	–
Tan Tiong Cheng	130,528	130,528	–	–
<u>(No. of executive share options to subscribe for ordinary shares in UOL)</u>				
Liam Wee Sin	700,000	580,000	–	–

- (b) Save as disclosed above, none of the other directors holding office at 31 December 2023 has an interest in options to subscribe for ordinary shares of the Company granted pursuant to the ESOS (as defined below).
- (c) There was no change in any of the above-mentioned directors' interests between the end of the financial year and 21 January 2024.

# DIRECTORS' STATEMENT

For the financial year ended 31 December 2023

## SHARE OPTIONS

### SINGAPORE LAND GROUP LIMITED SHARE OPTION SCHEME

- (a) The Singapore Land Group Limited Share Option Scheme ("ESOS") to subscribe for ordinary shares of the Company was approved by the shareholders of the Company on 18 May 2001. The extension of the duration of ESOS for a further period of 10 years to 17 May 2021 was approved by the shareholders at the annual general meeting held on 27 April 2011. Other than the aforesaid extension, there has been no change in any other rules of the ESOS. The ESOS has expired on 17 May 2021. The ESOS is administered by the Remuneration Committee ("RC") comprising the following members:

Chng Hwee Hong	Chairperson	(Independent)
Liam Wee Sin	Member	(Non-Independent)
Peter Sim Swee Yam	Member	(Independent)

Under the terms of the ESOS, the total number of shares granted shall not exceed 5% of the issued share capital of the Company on the day immediately preceding the offer date of the ESOS. The exercise price is equal to the average of the last done prices per share of the Company's ordinary shares on the Singapore Exchange Securities Trading Limited ("SGX-ST") for five market days immediately preceding the date of the offer.

- (b) The aggregate number of options granted to key executives of the Company and its subsidiaries since the initial grant of options on 5 March 2007 up to 17 May 2021 is 3,528,000.

Details of the options granted for financial years from 2007 up to 2021 have been set out in the Directors' Report/Statement for the respective financial years.

- (c) Principal terms of the ESOS are set out below:

- (i) only full-time confirmed executives of the Company or any of its subsidiaries (including executive directors) are eligible for the grant of options;
- (ii) the ESOS shall be in force at the discretion of the RC subject to a maximum period of 10 years and may be extended with the approval of the shareholders;
- (iii) all options granted shall be exercisable, in whole or in part (only in respect of 1,000 shares or any multiple thereof), before the tenth anniversary of the Offer Date and in accordance with the following vesting schedule:

<b>Vesting schedule</b>	<b>Percentage of shares over which options are exercisable</b>
On or after the second anniversary of the Offer Date	50%
On or after the third anniversary of the Offer Date	25%
On or after the fourth anniversary of the Offer Date	25%

The vesting and exercising of vested or unexercised options are governed by conditions set out in the ESOS; and

- (iv) participants in the ESOS, shall not, except with the prior approval of the RC in its absolute discretion, be entitled to participate in any other share option schemes or share incentive schemes implemented by companies within or outside the Group. The settlement of options is subject to conditions as set out in the ESOS.

# DIRECTORS' STATEMENT

For the financial year ended 31 December 2023

## SHARE OPTIONS (CONTINUED)

### SINGAPORE LAND GROUP LIMITED SHARE OPTION SCHEME (CONTINUED)

(d) Other information required by SGX-ST:

- (i) The details of options granted to an Executive Director of the Company, Eu Zai Jie, Jonathan, under the ESOS are as follows:

Options granted during the financial year	Aggregate options granted since commencement of scheme to end of the financial year	Aggregate options exercised since commencement of scheme to end of the financial year	Aggregate options outstanding as at end of the financial year
-	100,000	-	100,000

- (ii) No options have been granted to controlling shareholders or their associates and no participant has received 5% or more of the total options available under the ESOS. No options were granted at a discount during the financial year.

(e) During the financial year, no options were exercised.

(f) As at the end of the financial year, the following options to acquire ordinary shares in the Company were outstanding:

Date of grant of options	Options outstanding at 1.1.2023	Options granted in 2023	Options exercised	Options cancelled	Options outstanding at 31.12.2023	Exercise price per share	Date of expiry
22.2.2013	172,000	-	-	(172,000)	-	\$2.91	21.2.2023
03.3.2014	144,000	-	-	(24,000)	120,000	\$3.15	02.3.2024
26.2.2015	106,000	-	-	(18,000)	88,000	\$3.54	25.2.2025
01.3.2016	170,000	-	-	(18,000)	152,000	\$2.92	28.2.2026
27.2.2017	186,000	-	-	(18,000)	168,000	\$2.91	26.2.2027
05.3.2018	152,000	-	-	-	152,000	\$3.33	04.3.2028
07.3.2019	176,000	-	-	-	176,000	\$2.93	06.3.2029
04.3.2020	420,000	-	-	(96,000)	324,000	\$2.76	03.3.2030
03.3.2021	488,000	-	-	(72,000)	416,000	\$2.31	02.3.2031
	2,014,000	-	-	(418,000)	1,596,000		

## AUDIT AND RISK COMMITTEE

The members of the Audit and Risk Committee at the end of the financial year were as follows:

Tan Khiaw Ngoh	Chairperson	(Independent)
Lance Yu Gokongwei	Member	(Non-independent)
Chng Hwee Hong	Member	(Independent)

The Audit and Risk Committee comprises three non-executive directors, majority of whom including the Chairperson, are independent directors.



# DIRECTORS' STATEMENT

For the financial year ended 31 December 2023

## AUDIT AND RISK COMMITTEE (CONTINUED)

The Audit and Risk Committee carried out its functions in accordance with Section 201B(5) of the Singapore Companies Act. At a series of meetings convened during the twelve months prior to the date of this statement, the Audit and Risk Committee reviewed:

- the scope and the results of internal audit procedures with the internal auditor;
- the audit plan of the Company's independent auditor and any recommendations on internal accounting controls arising from the statutory audit;
- the assistance given by the Company's management to the independent auditor; and
- the announcements of half-yearly and full year results, the financial statements of the Group and the Independent Auditor's Report thereon for the financial year ended 31 December 2023 before their submission to the Board of Directors.

The Audit and Risk Committee has recommended to the Board of Directors that the independent auditor, PricewaterhouseCoopers LLP, be nominated for re-appointment at the forthcoming Annual General Meeting of the Company.

## INDEPENDENT AUDITOR

The independent auditor, PricewaterhouseCoopers LLP, has expressed its willingness to accept re-appointment.

On behalf of the directors

WEE EE LIM  
Director

EU ZAI JIE, JONATHAN  
Director

23 February 2024

# INDEPENDENT AUDITOR'S REPORT

TO THE MEMBERS OF SINGAPORE LAND GROUP LIMITED

## REPORT ON THE AUDIT OF THE FINANCIAL STATEMENTS

### Our opinion

In our opinion, the accompanying consolidated financial statements of Singapore Land Group Limited ("the Company") and its subsidiaries ("the Group") and the statement of financial position of the Company are properly drawn up in accordance with the provisions of the Companies Act 1967 ("the Act") and Singapore Financial Reporting Standards (International) ("SFRS(I)s") so as to give a true and fair view of the consolidated financial position of the Group and the financial position of the Company as at 31 December 2023 and of the consolidated financial performance, consolidated changes in equity and consolidated cash flows of the Group for the financial year ended on that date.

### *What we have audited*

The financial statements of the Company and the Group comprise:

- the consolidated income statement of the Group for the financial year ended 31 December 2023;
- the consolidated statement of comprehensive income of the Group for the financial year then ended;
- the consolidated statement of financial position of the Group as at 31 December 2023;
- the statement of financial position of the Company as at 31 December 2023;
- the consolidated statement of changes in equity of the Group for the financial year then ended;
- the consolidated statement of cash flows of the Group for the financial year then ended; and
- the notes to the financial statements, including material accounting policies information.

### Basis for Opinion

We conducted our audit in accordance with Singapore Standards on Auditing ("SSAs"). Our responsibilities under those standards are further described in the *Auditor's Responsibilities for the Audit of the Financial Statements* section of our report.

We believe that the audit evidence we have obtained is sufficient and appropriate to provide a basis for our opinion.

### *Independence*

We are independent of the Group in accordance with the Accounting and Corporate Regulatory Authority Code of Professional Conduct and Ethics for Public Accountants and Accounting Entities ("ACRA Code") together with the ethical requirements that are relevant to our audit of the financial statements in Singapore, and we have fulfilled our other ethical responsibilities in accordance with these requirements and the ACRA Code.

# INDEPENDENT AUDITOR'S REPORT

TO THE MEMBERS OF SINGAPORE LAND GROUP LIMITED

## Key Audit Matters

Key audit matters are those matters that, in our professional judgement, were of most significance in our audit of the financial statements for the financial year ended 31 December 2023. These matters were addressed in the context of our audit of the financial statements as a whole, and in forming our opinion thereon, and we do not provide a separate opinion on these matters.

### Key Audit Matter

#### Valuation of investment properties

Refer to Note 3(a) (Critical accounting estimates, assumptions and judgements) and Note 15 (Investment properties) to the financial statements.

As at 31 December 2023, the carrying value of the Group's investment properties stated at fair value based on independent external valuation of \$7.1 billion accounted for 73% of the Group's total assets.

The valuation of the investment properties was significant to our audit due to the use of estimates in the valuation techniques and valuation is highly judgemental and is based on certain key assumptions.

The key assumptions include adopted value per square foot, capitalisation rates, gross development value per square foot and construction cost per square foot which are dependent on the nature of each investment property and prevailing market conditions.

### How our audit addressed the Key Audit Matter

Our audit procedures focused on the valuation process and we have performed the following:

- assessed the competency and independence of the valuer engaged by the Group;
- discussed the key assumptions and critical judgemental areas with the valuer and understood the approaches taken by them in determining the valuation of each investment property;
- checked, on a sample basis, the accuracy of underlying lease and financial information provided by the management to the valuer; and
- assessed the reasonableness of the adopted valuation per square foot, gross development value per square foot and construction cost per square foot and market-corroborated capitalisation rates assumptions by benchmarking the values and rates against specific property data, comparables and prior year's inputs.

We also assessed the appropriateness of the disclosures relating to the valuation techniques, key inputs applied by the valuer.

The external valuer are members of recognised professional bodies for valuers. We found that the valuation methodologies used were in line with generally accepted market practices and the key assumptions used were within the range of market data. We also found the disclosures in the financial statements to be appropriate.

## Other Information

Management is responsible for the other information. The other information comprises the Directors' Statement (but does not include the financial statements and our auditor's report thereon), which we obtained prior to the date of this auditor's report, and the other sections of the annual report ("the Other Sections"), which are expected to be made available to us after that date.

Our opinion on the financial statements does not cover the other information and we do not and will not express any form of assurance conclusion thereon.

# INDEPENDENT AUDITOR'S REPORT

TO THE MEMBERS OF SINGAPORE LAND GROUP LIMITED

## **Other Information** (continued)

In connection with our audit of the financial statements, our responsibility is to read the other information identified above and, in doing so, consider whether the other information is materially inconsistent with the financial statements or our knowledge obtained in the audit, or otherwise appears to be materially misstated.

If, based on the work we have performed on the other information, we conclude that there is a material misstatement of this other information, we are required to report that fact. We have nothing to report in this regard.

When we read the Other Sections, if we conclude that there is a material misstatement therein, we are required to communicate the matter to those charged with governance and take appropriate actions in accordance with SSAs.

## **Responsibilities of Management and Directors for the Financial Statements**

Management is responsible for the preparation of financial statements that give a true and fair view in accordance with the provisions of the Act and SFRS(I)s, and for devising and maintaining a system of internal accounting controls sufficient to provide a reasonable assurance that assets are safeguarded against loss from unauthorised use or disposition; and transactions are properly authorised and that they are recorded as necessary to permit the preparation of true and fair financial statements and to maintain accountability of assets.

In preparing the financial statements, management is responsible for assessing the Group's ability to continue as a going concern, disclosing, as applicable, matters related to going concern and using the going concern basis of accounting unless management either intends to liquidate the Group or to cease operations, or has no realistic alternative but to do so.

The directors' responsibilities include overseeing the Group's financial reporting process.

## **Auditor's Responsibilities for the Audit of the Financial Statements**

Our objectives are to obtain reasonable assurance about whether the financial statements as a whole are free from material misstatement, whether due to fraud or error, and to issue an auditor's report that includes our opinion. Reasonable assurance is a high level of assurance, but is not a guarantee that an audit conducted in accordance with SSAs will always detect a material misstatement when it exists. Misstatements can arise from fraud or error and are considered material if, individually or in the aggregate, they could reasonably be expected to influence the economic decisions of users taken on the basis of these financial statements.

As part of an audit in accordance with SSAs, we exercise professional judgement and maintain professional scepticism throughout the audit. We also:

- Identify and assess the risks of material misstatement of the financial statements, whether due to fraud or error, design and perform audit procedures responsive to those risks, and obtain audit evidence that is sufficient and appropriate to provide a basis for our opinion. The risk of not detecting a material misstatement resulting from fraud is higher than for one resulting from error, as fraud may involve collusion, forgery, intentional omissions, misrepresentations, or the override of internal control.
- Obtain an understanding of internal control relevant to the audit in order to design audit procedures that are appropriate in the circumstances, but not for the purpose of expressing an opinion on the effectiveness of the Group's internal control.
- Evaluate the appropriateness of accounting policies used and the reasonableness of accounting estimates and related disclosures made by management.

# INDEPENDENT AUDITOR'S REPORT

TO THE MEMBERS OF SINGAPORE LAND GROUP LIMITED

## Auditor's Responsibilities for the Audit of the Financial Statements (continued)

- Conclude on the appropriateness of management's use of the going concern basis of accounting and, based on the audit evidence obtained, whether a material uncertainty exists related to events or conditions that may cast significant doubt on the Group's ability to continue as a going concern. If we conclude that a material uncertainty exists, we are required to draw attention in our auditor's report to the related disclosures in the financial statements or, if such disclosures are inadequate, to modify our opinion. Our conclusions are based on the audit evidence obtained up to the date of our auditor's report. However, future events or conditions may cause the Group to cease to continue as a going concern.
- Evaluate the overall presentation, structure and content of the financial statements, including the disclosures, and whether the financial statements represent the underlying transactions and events in a manner that achieves fair presentation.
- Obtain sufficient appropriate audit evidence regarding the financial information of the entities or business activities within the Group to express an opinion on the consolidated financial statements. We are responsible for the direction, supervision and performance of the group audit. We remain solely responsible for our audit opinion.

We communicate with the directors regarding, among other matters, the planned scope and timing of the audit and significant audit findings, including any significant deficiencies in internal control that we identify during our audit.

We also provide the directors with a statement that we have complied with relevant ethical requirements regarding independence, and to communicate with them all relationships and other matters that may reasonably be thought to bear on our independence, and where applicable, related safeguards.

From the matters communicated with the directors, we determine those matters that were of most significance in the audit of the financial statements of the current period and are therefore the key audit matters. We describe these matters in our auditor's report unless law or regulation precludes public disclosure about the matter or when, in extremely rare circumstances, we determine that a matter should not be communicated in our report because the adverse consequences of doing so would reasonably be expected to outweigh the public interest benefits of such communication.

## REPORT ON OTHER LEGAL AND REGULATORY REQUIREMENTS

In our opinion, the accounting and other records required by the Act to be kept by the Company and by those subsidiary corporations incorporated in Singapore of which we are the auditors have been properly kept in accordance with the provisions of the Act.

The engagement partner on the audit resulting in this independent auditor's report is Choo Eng Beng.

PricewaterhouseCoopers LLP  
Public Accountants and Chartered Accountants  
Singapore, 23 February 2024

# CONSOLIDATED INCOME STATEMENT

For the financial year ended 31 December 2023

	Note	2023 \$'000	2022 \$'000
Revenue	4	684,553	610,952
Cost of sales	5	(394,656)	(368,876)
<b>Gross profit</b>		<b>289,897</b>	242,076
Other income			
– Interest income	4	29,262	21,834
– Miscellaneous income	4	4,404	13,624
Expenses			
– Selling and distribution	5	(29,053)	(25,467)
– Administrative	5	(52,157)	(38,009)
– Finance	7	(10,726)	(12,518)
– Other operating			
– Reversal of impairment loss on financial assets		22	99
– Others	5	(3,886)	(1,325)
Share of results of associates	12	26,494	79,950
Share of results of joint ventures	13	(25,161)	571
Net fair value gains on investment properties	15	109,356	233,046
<b>Profit before income tax</b>		<b>338,452</b>	513,881
Income tax expense	8	(44,819)	(40,920)
<b>Net profit</b>		<b>293,633</b>	472,961
<b>Net profit attributable to:</b>			
Equity holders of the Company		270,843	455,120
Non-controlling interests		22,790	17,841
		<b>293,633</b>	472,961
<b>Basic and diluted earnings per share attributable to equity holders of the Company</b>	10	<b>18.9 cents</b>	31.8 cents

The accompanying notes form an integral part of these financial statements.

# CONSOLIDATED STATEMENT OF COMPREHENSIVE INCOME

For the financial year ended 31 December 2023

	Note	2023 \$'000	2022 \$'000
Net profit		293,633	472,961
<b>Other comprehensive (loss)/income:</b>			
Items that may be reclassified subsequently to income statement:			
Cash flow hedges			
– Fair value (loss)/gain	31(d)	(1,300)	7,358
– Reclassification	31(d)	(1,832)	(210)
Share of other comprehensive (loss)/gain of a joint venture	31(d)	(1,618)	3,180
Currency translation differences arising from consolidation of foreign operations		(5,754)	(31,622)
		(10,504)	(21,294)
Items that will not be reclassified subsequently to income statement:			
Financial assets at fair value through other comprehensive income ("FVOCI")			
– Fair value loss – equity instruments	11	(1,130)	(3,614)
Currency translation differences arising from consolidation of foreign operations		(18)	(81)
<b>Other comprehensive loss, net of tax</b>		<b>(11,652)</b>	<b>(24,989)</b>
<b>Total comprehensive income</b>		<b>281,981</b>	<b>447,972</b>
<b>Total comprehensive income attributable to:</b>			
Equity holders of the Company		259,213	430,226
Non-controlling interests		22,768	17,746
		<b>281,981</b>	<b>447,972</b>

The accompanying notes form an integral part of these financial statements.

# STATEMENTS OF FINANCIAL POSITION

As at 31 December 2023

	Note	The Group 31 December		The Company 31 December	
		2023 \$'000	2022 \$'000	2023 \$'000	2022 \$'000
<b>ASSETS</b>					
<b>Non-current assets</b>					
Trade and other receivables	23	376,704	583,564	–	–
Financial assets at fair value through other comprehensive income	11	13,414	14,544	–	–
Investments in associates	12	644,473	635,837	–	–
Investments in joint ventures	13	66,752	92,813	–	–
Investments in subsidiaries	14	–	–	1,226,858	1,226,722
Investment properties	15	7,084,129	6,680,626	–	–
Property, plant and equipment	16	1,049,183	1,066,756	8,438	1,390
Derivative financial instruments	22	3,789	6,921	–	6,921
Goodwill	19	46,587	46,587	–	–
Deferred income tax assets	26	380	597	–	–
		<b>9,285,411</b>	<b>9,128,245</b>	<b>1,235,296</b>	<b>1,235,033</b>
<b>Current assets</b>					
Cash and cash equivalents	20	189,339	184,697	773	884
Properties held for sale	21	32,117	57,383	–	–
Trade and other receivables	23	221,570	79,375	1,824,014	2,084,274
Inventories		2,581	1,108	–	–
		<b>445,607</b>	<b>322,563</b>	<b>1,824,787</b>	<b>2,085,158</b>
<b>Total assets</b>		<b>9,731,018</b>	<b>9,450,808</b>	<b>3,060,083</b>	<b>3,320,191</b>
<b>LIABILITIES</b>					
<b>Current liabilities</b>					
Trade and other payables	24	191,692	168,322	1,103,189	967,998
Derivative financial instruments	22	156	72	–	–
Current income tax liabilities	8	47,841	42,476	–	–
Borrowings	25	322,747	24,726	1,302	2,857
		<b>562,436</b>	<b>235,596</b>	<b>1,104,491</b>	<b>970,855</b>
<b>Non-current liabilities</b>					
Trade and other payables	24	55,947	43,426	–	–
Borrowings	25	153,674	407,152	4,014	342,895
Derivative financial instruments	22	63	41	–	–
Deferred income tax liabilities	26	143,110	144,776	337	–
		<b>352,794</b>	<b>595,395</b>	<b>4,351</b>	<b>342,895</b>
<b>Total liabilities</b>		<b>915,230</b>	<b>830,991</b>	<b>1,108,842</b>	<b>1,313,750</b>
<b>NET ASSETS</b>		<b>8,815,788</b>	<b>8,619,817</b>	<b>1,951,241</b>	<b>2,006,441</b>
<b>EQUITY</b>					
<b>Capital and reserves attributable to equity holders of the Company</b>					
Share capital	27	1,565,688	1,565,688	1,565,688	1,565,688
Retained earnings	29	6,570,106	6,349,406	378,328	426,633
Reserves	30,31	53,578	65,182	7,225	14,120
		<b>8,189,372</b>	<b>7,980,276</b>	<b>1,951,241</b>	<b>2,006,441</b>
Non-controlling interests		626,416	639,541	–	–
<b>TOTAL EQUITY</b>		<b>8,815,788</b>	<b>8,619,817</b>	<b>1,951,241</b>	<b>2,006,441</b>

The accompanying notes form an integral part of these financial statements.



# CONSOLIDATED STATEMENT OF CHANGES IN EQUITY

For the financial year ended 31 December 2023

	Note	Attributable to equity holders of the Group				Total \$'000	Non- controlling interests \$'000	Total equity \$'000
		Share capital \$'000	Retained earnings \$'000	Asset revaluation reserve \$'000	Other reserves \$'000			
<b>2023</b>								
<b>Balance at 1 January 2023</b>		1,565,688	6,349,406	58,933	6,249	7,980,276	639,541	8,619,817
Net profit		–	270,843	–	–	270,843	22,790	293,633
Other comprehensive loss		–	–	–	(11,630)	(11,630)	(22)	(11,652)
<b>Total comprehensive income/ (loss)</b>		<b>–</b>	<b>270,843</b>	<b>–</b>	<b>(11,630)</b>	<b>259,213</b>	<b>22,768</b>	<b>281,981</b>
Employee share option scheme – value of employee services	6	–	–	–	26	26	–	26
Dividends paid in cash	28	–	(50,143)	–	–	(50,143)	(35,893)	(86,036)
<b>Total transactions with owners, recognised directly in equity</b>		<b>–</b>	<b>(50,143)</b>	<b>–</b>	<b>26</b>	<b>(50,117)</b>	<b>(35,893)</b>	<b>(86,010)</b>
<b>Balance at 31 December 2023</b>		<b>1,565,688</b>	<b>6,570,106</b>	<b>58,933</b>	<b>(5,355)</b>	<b>8,189,372</b>	<b>626,416</b>	<b>8,815,788</b>
<b>2022</b>								
<b>Balance at 1 January 2022</b>		1,565,688	5,944,429	58,933	31,042	7,600,092	639,451	8,239,543
Net profit		–	455,120	–	–	455,120	17,841	472,961
Other comprehensive loss		–	–	–	(24,894)	(24,894)	(95)	(24,989)
<b>Total comprehensive income/ (loss)</b>		<b>–</b>	<b>455,120</b>	<b>–</b>	<b>(24,894)</b>	<b>430,226</b>	<b>17,746</b>	<b>447,972</b>
Employee share option scheme – value of employee services	6	–	–	–	101	101	–	101
Dividends paid in cash	28	–	(50,143)	–	–	(50,143)	(17,656)	(67,799)
<b>Total transactions with owners, recognised directly in equity</b>		<b>–</b>	<b>(50,143)</b>	<b>–</b>	<b>101</b>	<b>(50,042)</b>	<b>(17,656)</b>	<b>(67,698)</b>
<b>Balance at 31 December 2022</b>		<b>1,565,688</b>	<b>6,349,406</b>	<b>58,933</b>	<b>6,249</b>	<b>7,980,276</b>	<b>639,541</b>	<b>8,619,817</b>

The accompanying notes form an integral part of these financial statements.

# CONSOLIDATED STATEMENT OF CASH FLOWS

For the financial year ended 31 December 2023

	Note	2023 \$'000	2022 \$'000
<b>Cash flows from operating activities</b>			
Profit before income tax		338,452	513,881
Adjustments for:			
Depreciation of property, plant and equipment		48,998	44,720
Reversal of impairment loss on financial assets		(22)	(99)
Employee share option expense		26	101
Loss on disposal of property, plant and equipment		841	1,592
Share of results of associates		(26,494)	(79,950)
Share of results of joint ventures		25,161	(571)
Net fair value gain on investment properties		(109,356)	(233,046)
Fair value gain on derivative financial instruments		(25)	(163)
Interest income		(29,262)	(21,834)
Dividend income		(855)	(899)
Interest expense		10,726	12,518
Unrealised currency translation differences		1,999	9,689
		<b>260,189</b>	<b>245,939</b>
Change in working capital:			
Properties held for sale		30,226	36,136
Derivative financial instruments		131	229
Inventories		(1,473)	587
Trade and other receivables		20,034	12,410
Trade and other payables		28,074	(4,266)
Cash generated from operations		<b>337,181</b>	<b>291,035</b>
Income tax paid		(40,866)	(32,984)
<b>Net cash provided by operating activities</b>		<b>296,315</b>	<b>258,051</b>
<b>Cash flows from investing activities</b>			
Purchase of property, plant and equipment		(33,771)	(15,604)
Proceeds from disposal of property, plant and equipment		107	29
Asset enhancement of investment properties	15	(285,587)	(51,670)
Repayment of loans by/(Loans to) associates		17,914	(157,026)
Repayment of loan by a joint venture		31,658	158,797
Investment in associates		(600)	(1,400)
Dividends received from unquoted equity investments		855	899
Dividends received from associates		10,200	11,200
Interest received		25,299	2,964
<b>Net cash used in investing activities</b>		<b>(233,925)</b>	<b>(51,811)</b>

The accompanying notes form an integral part of these financial statements.

# CONSOLIDATED STATEMENT OF CASH FLOWS

For the financial year ended 31 December 2023

	Note	2023 \$'000	2022 \$'000
<b>Cash flows from financing activities</b>			
Repayment of bank loans		(164,716)	(151,480)
Proceeds from bank loans		218,528	41,110
Interest paid		(14,270)	(11,521)
Principal payment of lease liabilities		(903)	(783)
Proceeds from trade financing		12,120	9,144
Repayment of trade financing		(21,823)	(24,500)
Interest paid for lease liabilities and trade financing		(648)	(1,045)
Increase in bank deposits pledged as security		(2,500)	(2,000)
Dividends paid to equity holders of the Company		(50,143)	(50,143)
Dividends paid to non-controlling interests		(35,893)	(17,656)
<b>Net cash used in financing activities</b>		<b>(60,248)</b>	<b>(208,874)</b>
<b>Net increase/(decrease) in cash and cash equivalents</b>			
Cash and cash equivalents at beginning of financial year		180,197	182,831
<b>Cash and cash equivalents at end of financial year</b>	20	<b>182,339</b>	<b>180,197</b>

## Reconciliation of liabilities arising from financing activities

	Non-cash changes						31 December 2023 \$'000
	1 January 2023 \$'000	Principal and interest payments/ receipts \$'000	Amortisation of front end fee \$'000	Additions \$'000	Interest expense (including interest capitalised) \$'000	Foreign exchange movement \$'000	
Bank loans	399,478	39,542	500	–	14,559	568	454,647
Lease liabilities	2,815	(1,000)	–	–	96	–	1,911
Trade financing	29,585	(10,254)	–	–	532	–	19,863

	Non-cash changes						31 December 2022 \$'000
	1 January 2022 \$'000	Principal and interest payments/ receipts \$'000	Amortisation of front end fee \$'000	Additions \$'000	Interest expense (including interest capitalised) \$'000	Foreign exchange movement \$'000	
Bank loans	503,887	(121,891)	500	–	11,717	5,265	399,478
Lease liabilities	3,394	(876)	–	204	93	–	2,815
Trade financing	44,941	(16,308)	–	–	952	–	29,585

The accompanying notes form an integral part of these financial statements.

# NOTES TO THE FINANCIAL STATEMENTS

For the financial year ended 31 December 2023

These notes form an integral part of and should be read in conjunction with the accompanying financial statements.

## 1. GENERAL INFORMATION

Singapore Land Group Limited (the "Company"), is listed on the Singapore Exchange and incorporated and domiciled in Singapore. The address of its registered office is 50 Raffles Place #21-01/06, Singapore Land Tower, Singapore 048623.

The principal activity of the Company is that of an investment holding company.

The principal activities of its subsidiaries consist of development of properties for investment and trading, investment holding, property management, investment in hotels and retail centres, trading in computers and related products, and provision of information technology services.

## 2. MATERIAL ACCOUNTING POLICIES

### 2.1 Basis of preparation

These financial statements have been prepared in accordance with the Singapore Financial Reporting Standards (International) ("SFRS(I)") under the historical cost convention, except as disclosed in the accounting policies below.

The preparation of financial statements in conformity with SFRS(I) requires management to exercise its judgement in the process of applying the Group's accounting policies. It also requires the use of certain critical accounting estimates and assumptions. The areas involving a higher degree of judgement or complexity, or areas where assumptions and estimates are significant to the financial statements are disclosed in Note 3.

### 2.2 Interpretations and amendments to published standards effective in 2023

On 1 January 2023, the Group has adopted the new or amended SFRS(I) and Interpretations of SFRS(I) ("INT SFRS(I)") that are mandatory for application for the financial year. Changes to the Group's accounting policies have been made as required, in accordance with the transitional provisions in the respective SFRS(I) and INT SFRS(I).

The adoption of these new or amended SFRS(I) and INT SFRS(I) did not result in substantial changes to the Group's accounting policies and had no material effect on the amounts reported for the current or prior financial years except as follows:

Effective for annual periods beginning on or after 1 January 2023:

- SFRS (I) 17 Insurance Contracts
- Amendment to SFRS (I) 1-8 Definition of Accounting Estimates
- Amendments to SFRS(I) 1-12 Income Taxes: Deferred Tax related to Assets and Liabilities arising from a Single Transaction
- Amendment to SFRS (I) 1-12 International Tax Reform – Pillar Two Model Rules

The amendments listed above did not have any impact on the amounts recognised in prior periods and not expected to significantly affect the current or future periods.

# NOTES TO THE FINANCIAL STATEMENTS

For the financial year ended 31 December 2023

## 2. MATERIAL ACCOUNTING POLICIES (CONTINUED)

### 2.3 Revenue recognition

#### (a) *Revenue from property investments*

Rental income from operating leases (net of any incentives given to the lessees) is recognised on a straight-line basis over the lease term.

Service charges and promotion funds are recognised over time in which the services are rendered as the customers simultaneously receive and consume the benefits.

Car parking revenue is recognised on a straight-line basis based on time proportion.

#### (b) *Revenue from property trading - sale of properties held for sale*

Revenue from sale of properties held for sale is recognised when or as the control of the asset is transferred to the customer. Depending on the terms of the contract and the laws that apply to the contract, control of the asset may transfer at a point in time or over time.

For sales of uncompleted residential properties made with a progressive payment scheme in Singapore, the transfer of control occurs in the current state as construction progresses. Revenue is recognised by reference to the stage of completion using the percentage of completion method, measured by reference to the physical survey of construction work completed. The properties have no alternative use for the Group due to contractual restriction, and the Group has enforceable rights to payment arising from the contractual terms.

For sales of overseas development properties, such transfer generally occurs when the property units are completed and delivered to the purchasers. Revenue is recognised upon completion of construction and when customers obtain control of the asset.

For development projects under deferred payment scheme in Singapore, the revenue will be recognised upon transfer of title to the purchasers. No revenue is recognised when there is significant uncertainty as to the collectability of consideration due or the possible return of units sold.

Incremental costs of obtaining a contract with a customer are capitalised if these costs are expected to be recovered. For costs incurred in fulfilling the contract which are within the scope of another SFRS(I) (e.g. Inventories), these have been accounted for in accordance with those other SFRS(I). If these are not within the scope of another SFRS(I), the Group will capitalise these as contract costs assets only if the costs relate directly to the contract, generate or enhance resources used in satisfying the contract and are expected to be recovered. Otherwise, such costs are recognised as an expense immediately.

Capitalised contract costs are subsequently amortised on a systematic basis as the Group recognises the related revenue. An impairment loss is recognised in the income statement to the extent that the carrying amount of capitalised contract costs exceeds the remaining amount of consideration that the Group expects to receive in exchange for the goods or services to which the contract costs relate less the costs that relate directly to providing the goods and that have not been recognised as expenses.

Estimates of revenues, cost or extent of progress toward completion are revised if circumstances change. Any resulting increases or decreases in estimated revenues or costs are reflected in the income statement in the period in which the circumstances that give rise to the revision became known by management.

# NOTES TO THE FINANCIAL STATEMENTS

For the financial year ended 31 December 2023

## 2. MATERIAL ACCOUNTING POLICIES (CONTINUED)

### 2.3 Revenue recognition (continued)

#### (c) Revenue from hotel ownership and operations

Revenue from the ownership and operation of hotels is recognised over the period in which the accommodation and related services are provided, except for revenue from the sale of food and beverages, which is recognised at a point in time when the food and beverages are delivered. For retail customers, payment is due immediately when the accommodation and related services are rendered.

#### (d) Revenue from technology operations

Revenue from technology operations includes the following:

- (i) The Group is authorised by several software manufacturer to resell standard software licenses (perpetual or subscription-based) and cloud access rights subscriptions (collectively "software"). The Group is commissioned to place orders and manage purchases on behalf of the end customer, invoices the end customer and receives the considerations from the end customer.

The software, either as a standalone or bundled with computer hardware or related services. Related services include basic installation services and post-sales support services.

For standalone software and software bundled with related services, the Group is acting as an agent in the reselling arrangement and revenue is recognised net in the profit or loss at the point in time when the access to the software is transferred to the end customer, generally on delivery of the product key or when access to the subscription is provided.

For software bundled with computer hardware, the Group is acting as a principal in the reselling arrangement and revenue is recognised gross in the profit or loss at the point in time upon acceptance of computer hardware.

For software reselling related services, the Group recognises revenue from basic installation services of standard software at the point in time upon acceptance of the installed software. The Group recognises revenue from post-sales support services over time on a straight-line basis over the period of service, generally consistent with the period of the software subscription.

- (ii) Sale of computer hardware which may include an element of significant financing in certain contracts. All goods sold are non-refundable and non-returnable unless faulty. Where required, the Group adjusts the transaction price for the effects of the significant financing component using a discount rate that would be reflected in a separate financing transaction between the Group and its customer at contract inception. Revenue allocated to the sale of goods is recognised at a point in time when the computer hardware is delivered with formal acceptance from the customer.
- (iii) Rendering of information technology services, such as system migration, security and application services, is recognised point in time based on the timing of satisfaction of a performance obligation in the period which the services are rendered. The Group also outsources manpower services to their customers. Customers are billed on a monthly basis based on the work performed and revenue is recognised over time as the service is being performed. The vendor will swap the goods with no additional cost to the Group for faulty goods under the standard warranty period.

# NOTES TO THE FINANCIAL STATEMENTS

For the financial year ended 31 December 2023

## 2. MATERIAL ACCOUNTING POLICIES (CONTINUED)

### 2.3 Revenue recognition (continued)

(d) *Revenue from technology operations* (continued)

Revenue from technology operations includes the following: (continued)

(iii) (continued)

In addition to the standard goods warranty, the Group also offers customers upgraded warranty services or/and extended warranty term with an additional fee. The upgraded warranty services cover collect and return services and next business day onsite computer hardware support service. The extended warranty term covers repair and replacement cost after the standard warranty term has expired. These are distinct services and the Group accounts for such services as a separate performance obligation. A portion of the transaction price is allocated to the upgraded and extended warranty services, and recorded as deferred income (contract liabilities) under trade and other payables (Note 24) at the time of the sale. Revenue is recognised to the profit or loss over time on a straight-line basis over the period of the upgraded or/and extended warranty.

(iv) Computer hardware maintenance services income are recognised over time on a straight-line basis over the period of the maintenance contract. Customers are invoiced in advance on a quarterly, half-yearly or yearly basis, in accordance with the sales contract.

(e) *Revenue from marketing and management services*

Revenue from marketing and management services are recognised over time when the services are rendered.

(f) *Interest income*

Interest income is recognised using the effective interest method.

(g) *Dividend income*

Dividend income is recognised when the right to receive payment is established, it is probable that the economic benefits associated with the dividend will flow to the Group, and the amount of the dividend can be reliably measured.

### 2.4 Government grants

Grants from the government are recognised as a receivable at their fair value when there is reasonable assurance that the grant will be received and the Group will comply with all the attached conditions.

Government grants receivable are recognised as income over the periods necessary to match them with the related costs which they are intended to compensate, on a systematic basis. Government grants relating to expenses are shown separately as other income.

Government grants relating to assets are deducted against the carrying amount of the assets.

# NOTES TO THE FINANCIAL STATEMENTS

For the financial year ended 31 December 2023

## 2. MATERIAL ACCOUNTING POLICIES (CONTINUED)

### 2.5 Group accounting

#### (a) Subsidiaries

##### (i) Consolidation

Subsidiaries are all entities over which the Group has control. The Group controls an entity when the Group is exposed to, or has rights to, variable returns from its involvement with the entity and has the ability to affect those returns through its power over the entity. Subsidiaries are fully consolidated from the date on which control is transferred to the Group. They are deconsolidated from the date on that control ceases.

In preparing the consolidated financial statements, transactions, balances and unrealised gains on transactions between group entities are eliminated. Unrealised losses are also eliminated unless the transaction provides evidence of an impairment indicator of the transferred asset. Accounting policies of subsidiaries have been changed where necessary to ensure consistency with the policies adopted by the Group.

Non-controlling interests comprise the portion of a subsidiary's net results of operations and its net assets, which is attributable to the interests that are not owned directly or indirectly by the equity holders of the Company. They are shown separately in the consolidated income statement, statement of comprehensive income, statement of changes in equity and statement of financial position. Total comprehensive income is attributed to the non-controlling interests based on their respective interests in a subsidiary, even if this results in the non-controlling interests having a deficit balance.

##### (ii) Acquisitions

The acquisition method of accounting is used to account for business combinations entered into by the Group.

The consideration transferred for the acquisition of a subsidiary or business comprises the fair value of the assets transferred, the liabilities incurred and the equity interests issued by the Group. The consideration transferred also includes any contingent consideration arrangement and any pre-existing equity interest in the subsidiary measured at their fair values at the acquisition date.

Acquisition-related costs are expensed as incurred.

Identifiable assets acquired and liabilities and contingent liabilities assumed in a business combination are, with limited exceptions, measured initially at their fair values at the acquisition date.

On an acquisition-by-acquisition basis, the Group recognises any non-controlling interest in the acquiree at the date of acquisition either at fair value or at the non-controlling interest's proportionate share of the acquiree's identifiable net assets.

The excess of (a) the consideration transferred, the amount of any non-controlling interest in the acquiree and the acquisition-date fair value of any previous equity interest in the acquiree over the (b) fair value of the identifiable net assets acquired is recorded as goodwill. Please refer to the paragraph "Goodwill" for the subsequent accounting policy on goodwill.



# NOTES TO THE FINANCIAL STATEMENTS

For the financial year ended 31 December 2023

## 2. MATERIAL ACCOUNTING POLICIES (CONTINUED)

### 2.5 Group accounting (continued)

#### (a) Subsidiaries (continued)

##### (iii) Disposals

When a change in the Group's ownership interest in a subsidiary results in a loss of control over the subsidiary, the assets and liabilities of the subsidiary including any goodwill are derecognised. Amounts previously recognised in other comprehensive income in respect of that entity are also reclassified to income statement or transferred directly to retained earnings if required by a specific SFRS(I).

Any retained equity interest in the entity is remeasured at fair value. The difference between the carrying amount of the retained interest at the date when control is lost and its fair value is recognised in income statement.

Please refer to the paragraph "Investments in subsidiaries, associates and joint ventures" for the accounting policy on investments in subsidiaries in the separate financial statements of the Company.

#### (b) Transactions with non-controlling interests

Changes in the Group's ownership interest in a subsidiary that do not result in a loss of control over the subsidiary are accounted for as transactions with equity owners of the Company. Any difference between the change in the carrying amounts of the non-controlling interest and the fair value of the consideration paid or received is recognised within equity attributable to the equity holders of the Company.

#### (c) Associates and joint ventures

Associates are entities over which the Group has significant influence, but not control, generally accompanied by a shareholding giving rise to voting rights of 20% and above.

Joint ventures are entities over which the Group has joint control as a result of contractual arrangements, and rights to the net assets of the entities.

Investments in associates and joint ventures are accounted for in the consolidated financial statements using the equity method of accounting less impairment losses, if any.

##### (i) Acquisitions

Investments in associates and joint ventures are initially recognised at cost. The cost of an acquisition is measured at the fair value of the assets given, equity instruments issued or liabilities incurred or assumed at the date of exchange, plus costs directly attributable to the acquisition. Goodwill on associates and joint ventures represents the excess of the cost of acquisition of the associates or joint ventures over the Group's share of the fair value of the identifiable net assets of the associates or joint ventures and is included in the carrying amount of the investments.

# NOTES TO THE FINANCIAL STATEMENTS

For the financial year ended 31 December 2023

## 2. MATERIAL ACCOUNTING POLICIES (CONTINUED)

### 2.5 Group accounting (continued)

#### (c) Associates and joint ventures (continued)

##### (ii) Equity method of accounting

Under the equity method of accounting, the investments are initially recognised at cost and adjusted thereafter to recognise the Group's share of its associates' or joint ventures' post-acquisition profits or losses of the investee in income statement and its share of movements in other comprehensive income of the investee's other comprehensive income. Dividends received or receivable from the associates or joint ventures are recognised as a reduction of the carrying amount of the investments. When the Group's share of losses in an associate or joint venture equals to or exceeds its interest in the associate or joint venture, the Group does not recognise further losses, unless it has legal or constructive obligations to make, or has made, payments on behalf of the associate or joint venture. If the associate or joint venture subsequently reports profits, the Group resumes recognising its share of those profits only after its share of the profits equals the share of losses not recognised.

Unrealised gains on transactions between the Group and its associates or joint ventures are eliminated to the extent of the Group's interest in the associates or joint ventures. Unrealised losses are also eliminated unless the transactions provide evidence of impairment of the assets transferred. The accounting policies of associates or joint ventures are changed where necessary, adjustments are made to the financial statements of associates or joint ventures to ensure consistency of accounting policies adopted by the Group.

##### (iii) Disposals

Investments in associates or joint ventures are derecognised when the Group loses significant influence or joint control. If the retained equity interest in the former associates or joint venture is a financial asset, the retained equity interest is measured at fair value. The difference between the carrying amount of the retained interest at the date when significant influence or joint control is lost, and its fair value and any proceeds on partial disposal, is recognised in income statement.

Please refer to the paragraph "Investments in subsidiaries, associates and joint ventures" for the accounting policy on investments in associates and joint ventures in the separate financial statements of the Company.

### 2.6 Property, plant and equipment

#### (a) Measurement

Property, plant and equipment are initially recognised at cost and subsequently carried at cost less accumulated depreciation and accumulated impairment losses.

The cost of an item of property, plant and equipment initially recognised includes its purchase price and any cost that is directly attributable to bringing the asset to the location and condition necessary for it to be capable of operating in the manner intended by management.

# NOTES TO THE FINANCIAL STATEMENTS

For the financial year ended 31 December 2023

## 2. MATERIAL ACCOUNTING POLICIES (CONTINUED)

### 2.6 Property, plant and equipment (continued)

#### (b) Depreciation

Renovations in progress are not depreciated. Depreciation on other items of property, plant and equipment is calculated using the straight-line method to allocate their depreciable amounts over their estimated useful lives as follows:

	Useful lives
Leasehold land and building	45 - 93 years or over the remaining lease period, whichever is shorter
Plant and machinery	10 - 15 years
Furniture, fittings and office equipment	3 - 13 years
Motor vehicles	5 years

The residual values, estimated useful lives and depreciation method of property, plant and equipment are reviewed, and adjusted as appropriate, at each statement of financial position date. The effects of any revision are recognised in income statement when the changes arise.

#### (c) Subsequent expenditure

Subsequent expenditure relating to property, plant and equipment that has already been recognised is added to the carrying amount of the asset only when it is probable that future economic benefits associated with the item will flow to the entity and the cost of the item can be measured reliably. All other repair and maintenance expenses are recognised in income statement when incurred.

#### (d) Disposal

On disposal of an item of property, plant and equipment, the difference between the disposal proceeds and its carrying amount is recognised in income statement within "other operating - others". Any amount in revaluation reserve relating to that item is transferred to retained earnings directly.

### 2.7 Goodwill

Goodwill on acquisitions of subsidiaries and businesses represents the excess of (a) the sum of the consideration transferred, the amount of any non-controlling interest in the acquiree and the acquisition-date fair value of any previous equity interest in the acquiree over (b) the fair value of the identifiable net assets acquired. Goodwill on subsidiaries is recognised separately as intangible assets and carried at cost less accumulated impairment losses.

Goodwill on acquisitions of joint ventures and associates represents the excess of the cost of the acquisition over the Group's share of the fair value of the identifiable net assets acquired. Goodwill on associates and joint ventures is included in the carrying amount of the investments.

Gains and losses on the disposal of subsidiaries, associates and joint ventures include the carrying amount of goodwill relating to the entity sold.

# NOTES TO THE FINANCIAL STATEMENTS

For the financial year ended 31 December 2023

## 2. MATERIAL ACCOUNTING POLICIES (CONTINUED)

### 2.8 Borrowing costs

Borrowing costs are recognised in income statement using the effective interest method except for those costs that are directly attributable to the construction or development of properties for which revenue is recognised at a point in time. This includes those costs on borrowings acquired specifically for the construction or development of properties, as well as those in relation to general borrowings used to finance the construction or development of properties.

The actual borrowing costs incurred for construction or development of property, plant and equipment or development properties for which revenue is recognised at a point in time during the period up to the issuance of the temporary occupation permit less any investment income on temporary investment of these borrowings, are capitalised in the cost of the property under construction. Borrowing costs on general borrowings are capitalised by applying a capitalisation rate to construction or development expenditures that are financed by general borrowings.

### 2.9 Properties held for sale

Properties held for sale refer to properties developed for sale. Properties held for sale that are unsold are carried at the lower of cost and net realisable value. Net realisable value is the estimated selling price in the ordinary course of business less cost to complete the development and selling expenses.

### 2.10 Investment properties

Investment properties of the Group, principally comprising office buildings, and retail complex are held for long-term rental yields and capital appreciation. Investment properties include properties that are being constructed or developed for future use as investment properties.

Investment properties are initially recognised at cost and subsequently carried at fair value, determined by independent professional valuers on the highest and best use basis. Changes in fair values are recognised in income statement.

Investment properties are subject to renovations or improvements at regular intervals. The cost of major renovations and improvements is capitalised. The cost of maintenance, repairs and minor improvements is recognised in income statement when incurred.

On disposal of an investment property, the difference between the disposal proceeds and the carrying amount is recognised in income statement.

### 2.11 Investments in subsidiaries, associates and joint ventures

Investments in subsidiaries, associates and joint ventures are carried at cost less accumulated impairment losses in the Company's statement of financial position. On disposal of such investments, the difference between net disposal proceeds and the carrying amounts of the investments are recognised in income statement.

# NOTES TO THE FINANCIAL STATEMENTS

For the financial year ended 31 December 2023

## 2. MATERIAL ACCOUNTING POLICIES (CONTINUED)

### 2.12 Impairment of non-financial assets

#### (a) Goodwill

Goodwill recognised separately as an intangible asset is tested for impairment annually and whenever there is indication that the goodwill may be impaired.

For the purpose of impairment testing of goodwill, goodwill is allocated to each of the Group's cash-generating-units ("CGU") expected to benefit from synergies arising from the business combination.

An impairment loss is recognised when the carrying amount of a CGU, including the goodwill, exceeds the recoverable amount of the CGU. The recoverable amount of a CGU is the higher of the CGU's fair value less cost to sell and value-in-use.

The total impairment loss of a CGU is allocated first to reduce the carrying amount of goodwill allocated to the CGU and then to the other assets of the CGU pro-rata on the basis of the carrying amount of each asset in the CGU.

An impairment loss on goodwill is recognised as an expense and is not reversed in a subsequent period.

#### (b) Property, plant and equipment Investments in subsidiaries, associates and joint ventures

Property, plant and equipment and investments in subsidiaries, associates and joint ventures are tested for impairment whenever there is any objective evidence or indication that these assets may be impaired.

For the purpose of impairment testing, the recoverable amount (i.e. the higher of the fair value less cost to sell and the value-in-use) is determined on an individual asset basis unless the asset does not generate cash inflows that are largely independent of those from other assets. If this is the case, the recoverable amount is determined for the CGU to which the asset belongs.

If the recoverable amount of the asset (or CGU) is estimated to be less than its carrying amount, the carrying amount of the asset (or CGU) is reduced to its recoverable amount.

The difference between the carrying amount and recoverable amount is recognised as an impairment loss in income statement.

An impairment loss for an asset other than goodwill is reversed only if, there has been a change in the estimates used to determine the asset's recoverable amount since the last impairment loss was recognised. The carrying amount of this asset is increased to its revised recoverable amount, provided that this amount does not exceed the carrying amount that would have been determined (net of any accumulated amortisation or depreciation) had no impairment loss been recognised for the asset in prior years.

A reversal of impairment loss for an asset other than goodwill is recognised in income statement.

# NOTES TO THE FINANCIAL STATEMENTS

For the financial year ended 31 December 2023

## 2. MATERIAL ACCOUNTING POLICIES (CONTINUED)

### 2.13 Financial assets

#### (a) *Classification and measurement*

The Group classifies its financial assets in the following measurement categories:

- Amortised cost;
- Fair value through other comprehensive income (FVOCI); and
- Fair value through profit or loss (FVPL).

The classification depends on the Group's business model for managing the financial assets as well as the contractual terms of the cash flows of the financial asset.

Financial assets with embedded derivatives are considered in their entirety when determining whether their cash flows are solely payment of principal and interest.

The Group reclassifies debt instruments when and only when its business model for managing those assets changes.

#### At initial recognition

At initial recognition, the Group measures a financial asset at its fair value plus, in the case of a financial asset not at fair value through profit or loss, transaction costs that are directly attributable to the acquisition of the financial asset. Transaction costs of financial assets carried at fair value through profit or loss are expensed in income statement.

#### At subsequent measurement

#### (i) *Debt instruments*

Debt instruments mainly comprise of cash and cash equivalents, trade and other receivables.

There are three subsequent measurement categories, depending on the Group's business model for managing the asset and the cash flow characteristics of the asset:

- **Amortised cost:** Debt instruments that are held for collection of contractual cash flows where those cash flows represent solely payments of principal and interest are measured at amortised cost. A gain or loss on a debt instrument that is subsequently measured at amortised cost and is not part of a hedging relationship is recognised in income statement when the asset is derecognised or impaired. Interest income from these financial assets is included in interest income using the effective interest rate method.
- **FVOCI:** Debt instruments that are held for collection of contractual cash flows and for sale, and where the assets' cash flows represent solely payments of principal and interest, are classified as FVOCI. Movements in fair values are recognised in Other Comprehensive Income (OCI) and accumulated in fair value reserve, except for the recognition of impairment gains or losses, interest income and foreign exchange gains and losses, which are recognised in income statement. When the financial asset is derecognised, the cumulative gain or loss previously recognised in OCI is reclassified from equity to income statement. Interest income from these financial assets is recognised using the effective interest rate method and presented in income statement.

# NOTES TO THE FINANCIAL STATEMENTS

For the financial year ended 31 December 2023

## 2. MATERIAL ACCOUNTING POLICIES (CONTINUED)

### 2.13 Financial assets (continued)

#### (a) Classification and measurement (continued)

##### At subsequent measurement (continued)

#### (i) Debt instruments (continued)

- FVPL: Debt instruments that are held for trading as well as those that do not meet the criteria for classification as amortised cost or FVOCI are classified as FVPL. Movement in fair values and interest income is recognised in income statement in the period in which it arises.

#### (ii) Equity investments

The Group subsequently measures all its equity investments at their fair values. Equity investments are classified as FVPL with movements in their fair values recognised in income statement in the period in which the changes arise and presented in "Other gains", except for those equity securities which are not held for trading. The Group has elected to recognise changes in fair value of equity securities not held for trading in other comprehensive income as these are strategic investments and the Group considers this to be more relevant. Movements in fair values of investments classified as FVOCI are presented in Other Comprehensive Income. Dividends from equity investments are recognised in income statement.

#### (b) Impairment

The Group assesses on a forward looking basis the expected credit losses associated with its debt financial assets carried at amortised cost and FVOCI. The impairment methodology applied depends on whether there has been a significant increase in credit risk. Note 33(b) details how the Group determines whether there has been a significant increase in credit risk.

For trade receivables and contract assets, the Group applies the simplified approach permitted by the SFRS(I) 9, which requires expected lifetime losses to be recognised from initial recognition of the receivables.

#### (c) Recognition and derecognition

Regular way purchases and sales of financial assets are recognised on trade date - the date on which the Group commits to purchase or sell the asset.

Financial assets are derecognised when the rights to receive cash flows from the financial assets have expired or have been transferred and the Group has transferred substantially all risks and rewards of ownership.

On disposal of a debt instrument, the difference between the carrying amount and the sale proceeds is recognised in income statement. Any amount previously recognised in other comprehensive income relating to that asset is reclassified to income statement.

# NOTES TO THE FINANCIAL STATEMENTS

For the financial year ended 31 December 2023

## 2. MATERIAL ACCOUNTING POLICIES (CONTINUED)

### 2.13 Financial assets (continued)

#### (c) Recognition and derecognition (continued)

On disposal of an equity investment, the difference between the carrying amount and sales proceed is recognised in income statement if there was no election made to recognise fair value changes in other comprehensive income. If there was an election made, any difference between the carrying amount and sales proceed amount would be recognised in other comprehensive income and transferred to retained earnings along with the amount previously recognised in other comprehensive income relating to that asset.

### 2.14 Derivative financial instruments and hedging activities

A derivative financial instrument is initially recognised at its fair value on the date the contract is entered into and is subsequently carried at its fair value. The method of recognising the resulting gain or loss depends on whether the derivative is designated as a hedging instrument, and if so, the nature of the item being hedged. The Group designates each hedge as either: (a) fair value hedge; (b) cash flow hedge; or (c) net investment hedge.

Fair value changes on derivatives that are not designated or do not qualify for hedge accounting are recognised in income statement when the changes arise.

The Group documents at the inception of the transaction the relationship between the hedging instruments and hedged items, as well as its risk management objective and strategies for undertaking various hedging transactions. The Group also documents its assessment, both at hedge inception and on an ongoing basis, on whether the hedging relationship meets the hedge effectiveness requirements under SFRS(I) 9.

The fair value of various derivative financial instruments used for hedging purposes are disclosed in Note 22. The carrying amount of a derivative designated as a hedge is presented as a non-current asset or liability if the remaining expected life of the hedged item is more than 12 months, and as a current asset or liability if the remaining expected life of the hedged item is less than 12 months. The fair value of a trading derivative is presented as a current asset or liability.

The following hedges in place qualified respectively as fair value, cash flow, and net investment hedges under SFRS(I) 9.

#### (a) Fair value hedge

The firm commitment of contracts entered into with various customers denominated in foreign currencies are designated as the hedged item. The Group uses foreign currency forwards to hedge its exposure to foreign currency risk arising from these contracts. Under the Group's policy, the critical terms of the forward exchange contracts must align with the hedged items. The Group designates the spot component of forward contracts as the hedging instrument.

The fair value changes on the hedged item resulting from currency risk are recognised in income statement. The fair value changes on the spot component of the currency forwards designated as fair value hedges are recognised in income statement within the same line item as the fair value changes from the hedged item. The fair value changes on the ineffective portion of currency forwards are recognised in income statement and presented separately in "Other gains".



# NOTES TO THE FINANCIAL STATEMENTS

For the financial year ended 31 December 2023

## 2. MATERIAL ACCOUNTING POLICIES (CONTINUED)

### 2.14 Derivative financial instruments and hedging activities (continued)

#### (b) Cash flow hedge

##### (i) Interest rate swaps

The Group has entered into interest rate swaps that are cash flow hedges for the Group's exposure to interest rate risk on its borrowings. These contracts entitle the Group to receive interest at floating rates on notional principal amounts and oblige the Group to pay interest at fixed rates on the same notional principal amounts.

The fair value changes on the effective portion of interest rate swaps designated as cash flow hedges are recognised in other comprehensive income, accumulated in the hedging reserve and reclassified to income statement when the hedged interest expense on the borrowings is recognised in income statement. The fair value changes on the ineffective portion of interest rate swaps are recognised immediately in income statement.

##### (ii) Currency forwards

The Group has entered into currency forwards that qualify as cash flow hedges against highly probable forecasted transactions in foreign currencies. The fair value changes on the effective portion of the currency forwards designated as cash flow hedges are recognised in other comprehensive income. Amounts accumulated in equity are reclassified in the periods when the hedged item affects income statement, as follows:

- The gain or loss relating to the effective portion of the spot component of forward contracts is treated as follows: Where the hedged item subsequently results in the recognition of a non-financial asset (such as inventory, property, plant and equipment), the deferred hedging gains and losses are included within the initial cost of the asset.
- The fair value changes on the ineffective portion of currency forwards are recognised immediately in income statement. When a forecasted transaction is no longer expected to occur, the gains and losses that were previously recognised in other comprehensive income are reclassified to income statement immediately.

When a hedging instrument expires, or is sold or terminated, or when a hedge no longer meets the criteria for hedge accounting, any cumulative deferred gain or loss and deferred costs of hedging in equity at that time remains in equity until the forecast transaction occurs, resulting in the recognition of a non-financial asset such as inventory.

#### (c) Net investment hedge

The Group has foreign currency borrowings that qualify as net investment hedges of foreign operations. These hedging instruments are accounted for similarly to cash flow hedges. The currency translation differences on the borrowings relating to the effective portion of the hedge are recognised in other comprehensive income in the consolidated financial statements, accumulated in the currency translation reserve and reclassified to income statement as part of the gain or loss on disposal of the foreign operation. The currency translation differences relating to the ineffective portion of the hedge are recognised immediately in income statement.

# NOTES TO THE FINANCIAL STATEMENTS

For the financial year ended 31 December 2023

## 2. MATERIAL ACCOUNTING POLICIES (CONTINUED)

### 2.15 Offsetting of financial instruments

Financial assets and liabilities are offset and the net amount reported in the statement of financial position when there is a legally enforceable right to offset and there is an intention to settle on a net basis or realise the asset and settle the liability simultaneously.

### 2.16 Financial guarantees

The Company has issued corporate guarantees to banks for bank borrowings of its joint venture. These guarantees are financial guarantees as they require the Company to reimburse the banks if the joint venture fails to make principal or interest payments when due in accordance with the terms of its borrowings.

Financial guarantee contracts are initially measured at fair value plus transaction costs, except when the fair value is determined to be insignificant, and subsequently measured at the higher of (a) amount initially recognised less the cumulative amount of income recognised in accordance with the principles of SFRS(I) 15 Revenue from Contracts with Customers ("SFRS(I) 15"); and (b) the amount of expected loss computed using the impairment methodology under SFRS(I) 9.

These financial guarantees shall be recognised in both the entity's separate and consolidated financial statements as these transactions will not be fully eliminated on equity accounting or proportionate consolidation.

### 2.17 Borrowings

Borrowings are presented as current liabilities unless the Group has an unconditional right to defer settlement for at least 12 months after the statement of financial position date, in which case they are presented as non-current liabilities.

Borrowings are initially recognised at fair value (net of transaction costs) and subsequently carried at amortised cost. Any difference between the proceeds (net of transaction costs) and the redemption value is recognised in income statement over the period of the borrowings using the effective interest method.

### 2.18 Trade and other payables

Trade and other payables represent liabilities for goods and services provided to the Group prior to the end of financial year which are unpaid. They are classified as current liabilities if payment is due within one year or less (or in the normal operating cycle of the business if longer). Otherwise, they are presented as non-current liabilities.

Trade and other payables are initially recognised at fair value, and subsequently carried at amortised cost using the effective interest method.

### 2.19 Leases

(a) *When the Group is the lessee:*

At the inception of the contract, the Group assesses if the contract contains a lease. A contract contains a lease if the contract convey the right to control the use of an identified asset for a period of time in exchange for consideration. Reassessment is only required when the terms and conditions of the contract are changed.

# NOTES TO THE FINANCIAL STATEMENTS

For the financial year ended 31 December 2023

## 2. MATERIAL ACCOUNTING POLICIES (CONTINUED)

### 2.19 Leases (continued)

(a) *When the Group is the lessee: (continued)*

- *Right-of-use assets*

The Group recognises right-of-use assets and lease liabilities at the date which the underlying asset is available for use. Right-of-use assets are measured at cost which comprises the initial measurement of lease liabilities adjusted for any lease payments made at or before the commencement date and lease incentive received. Any initial direct costs that would not have been incurred if the lease had not been obtained are added to the carrying amount of the right-of-use assets.

These right-of-use assets are subsequently depreciated using the straight-line method from the commencement date to the earlier of the end of the useful life of the right-of-use asset or the end of the lease term.

Right-of-use assets (except for those which meets the definition of an investment property) are presented within "Property, plant and equipment".

Right-of-use assets which meet the definition of an investment property is presented within "Investment properties" and accounted for in accordance with Note 2.10.

- *Lease liabilities*

Lease liabilities are initially measured at the present value of the lease payments discounted using the implicit rate in the lease, if the rate can be readily determined. If that rate cannot be readily determined, the Group shall use its incremental borrowing rate.

Lease payments include the following:

- Fixed payment (including in-substance fixed payments), less any lease incentives receivables;
- Variable lease payment that are based on an index or rate, initially measured using the index or rate as at the commencement date;
- Amount expected to be payable under residual value guarantees;
- The exercise price of a purchase option if is reasonably certain to exercise the option; and
- Payment of penalties for terminating the lease, if the lease term reflects the Group exercising that option.

For contracts that contain both lease and non-lease components, the Group allocates the consideration to each lease component on the basis of the relative stand-alone price of the lease and non-lease component. The Group has elected to not separate lease and non-lease components for property leases and account these as one single lease component.

# NOTES TO THE FINANCIAL STATEMENTS

For the financial year ended 31 December 2023

## 2. MATERIAL ACCOUNTING POLICIES (CONTINUED)

### 2.19 Leases (continued)

#### (a) When the Group is the lessee: (continued)

- *Lease liabilities (continued)*

Lease liabilities are measured at amortised cost using the effective interest method. Lease liabilities shall be remeasured when:

- There is a change in future lease payments arising from changes in an index or rate;
- There is a change in the Group's assessment of whether it will exercise an extension option; or
- There is modification in the scope or the consideration of the lease that was not part of the original term.

Lease liabilities are remeasured with a corresponding adjustment to the right-of-use asset, or is recorded in income statement if the carrying amount of the right-of-use asset has been reduced to zero.

- *Short term and low value leases*

The Group has elected to not recognised right-of-use assets and lease liabilities for short-term leases that have lease terms of 12 months or less and leases of low value leases, except for sublease arrangements. Lease payments relating to these leases are expensed to income statement on a straight-line basis over the lease term.

#### (b) When the Group is the lessor:

The Group leases office spaces, retail stores and investment properties under operating leases to non-related parties.

- *Lessor - Operating leases*

Leases where the Group retains substantially all risks and rewards incidental to ownership are classified as operating leases. Rental income from operating leases (net of any incentives given to the lessees) is recognised in profit or loss on a straight-line basis over the lease term.

Initial direct costs incurred by the Group in negotiating and arranging operating leases are added to the carrying amount of the leased assets and recognised as an expense in profit or loss over the lease term on the same basis as the lease income.

Contingent rents are recognised as income in profit or loss when earned.

Any changes in the scope or the consideration for a lease, that was not part of the original terms and conditions of the lease (for example, rent concessions given which were not contemplated as part of the original terms and conditions of the lease) are accounted for as lease modifications. The Group accounts for a modification to an operating lease as a new lease from the effective date of the modification, recognising the remaining lease payments as income on a either a straight-line basis or another systematic basis over the remaining lease term.

# NOTES TO THE FINANCIAL STATEMENTS

For the financial year ended 31 December 2023

## 2. MATERIAL ACCOUNTING POLICIES (CONTINUED)

### 2.19 Leases (continued)

(b) *When the Group is the lessor: (continued)*

- *Lessor - Subleases*

In classifying a sublease, the Group as an intermediate lessor classifies the sublease as a finance or an operating lease with reference to the right-of-use asset arising from the head lease, rather than the underlying asset.

When the sublease is assessed as a finance lease, the Group derecognises the right-of-use asset relating to the head lease that it transfers to the sublessee and recognised the net investment in the sublease within "Trade and other receivables". Any differences between the right-of-use asset derecognised and the net investment in sublease is recognised in income statement. Lease liability relating to the head lease is retained in the statement of financial position, which represents the lease payments owed to the head lessor.

When the sublease is assessed as an operating lease, the Group recognise lease income from sublease in income statement within "Other income". The right-of-use asset relating to the head lease is not derecognised.

For contracts which contain lease and non-lease components, the Group allocates the consideration based on a relative stand-alone selling price basis.

### 2.20 Inventories

Inventories are carried at the lower of cost and net realisable value. Cost is determined on a weighted average basis and includes all costs in bringing the inventories to their present location and condition. Net realisable value is the estimated selling price in the ordinary course of business, less the estimated costs of completion and selling expenses.

### 2.21 Income taxes

Current income tax for current and prior periods is recognised at the amount expected to be paid to or recovered from the tax authorities, using the tax rates and tax laws that have been enacted or substantively enacted by the statement of financial position date. Management periodically evaluates positions taken in tax returns with respect to situations in which applicable tax regulation is subject to interpretation. It establishes provisions, where appropriate, on the basis of amounts expected to be paid to the tax authorities.

Deferred income tax is recognised for all temporary differences arising between the tax bases of assets and liabilities and their carrying amounts in the financial statements except when the deferred income tax arises from the initial recognition of goodwill or an asset or liability in a transaction that is not a business combination and affects neither accounting nor taxable profit or loss at the time of the transaction.

A deferred income tax liability is recognised on temporary differences arising on investments in subsidiaries, associates and joint ventures, except where the Group is able to control the timing of the reversal of the temporary difference and it is probable that the temporary difference will not reverse in the foreseeable future.

A deferred income tax asset is recognised to the extent that it is probable that future taxable profit will be available against which the deductible temporary differences and tax losses can be utilised.

# NOTES TO THE FINANCIAL STATEMENTS

For the financial year ended 31 December 2023

## 2. MATERIAL ACCOUNTING POLICIES (CONTINUED)

### 2.21 Income taxes (continued)

Deferred income tax is measured:

- (i) at the tax rates that are expected to apply when the related deferred income tax asset is realised or the deferred income tax liability is settled, based on tax rates and tax laws that have been enacted or substantively enacted by the statement of financial position date; and
- (ii) based on the tax consequence that will follow from the manner in which the Group expects, at the statement of financial position date, to recover or settle the carrying amounts of its assets and liabilities except for investment properties. Investment property measured at fair value is presumed to be recovered entirely through sale.

Current and deferred income taxes are recognised as income or expense in income statement, except to the extent that the tax arises from a business combination or a transaction which is recognised directly in equity. Deferred tax arising from a business combination is adjusted against goodwill on acquisition.

### 2.22 Provisions

Provisions are recognised when the Group has a present legal or constructive obligation as a result of past events, it is more likely than not that an outflow of resources will be required to settle the obligation and the amount has been reliably estimated.

Provisions are measured at the present value of the expenditure expected to be required to settle the obligation using a pre-tax discount rate that reflects the current market assessment of the time value of money and the risks specific to the obligation. The increase in the provision due to the passage of time is recognised in income statement as finance expense.

Changes in the estimated timing or amount of the expenditure or discount rate are recognised in income statement when the changes arise.

### 2.23 Employee compensation

Employee benefits are recognised as an expense, unless the cost qualifies to be capitalised as an asset.

#### (a) *Defined contribution plans*

Defined contribution plans are post-employment benefit plans under which the Group pays fixed contributions into separate entities such as the Central Provident Fund. The Group has no further payment obligations once the contributions have been paid.

#### (b) *Share-based compensation*

The Group operates an equity-settled, share-based compensation plan. The value of the employee services received in exchange for the grant of options is recognised as an expense with a corresponding increase in the share option reserve over the vesting period. The total amount to be recognised over the vesting period is determined by reference to the fair value of the options granted on grant date. Non-market vesting conditions are included in the estimation of the number of shares under options that are expected to become exercisable on the vesting date.

# NOTES TO THE FINANCIAL STATEMENTS

For the financial year ended 31 December 2023

## 2. MATERIAL ACCOUNTING POLICIES (CONTINUED)

### 2.23 Employee compensation (continued)

#### (b) *Share-based compensation (continued)*

At each statement of financial position date, the Group revises its estimates of the number of shares under options that are expected to become exercisable on the vesting date and recognises the impact of the revision of the estimates in income statement, with a corresponding adjustment to the share option reserve over the remaining vesting period.

When the options are exercised, the proceeds received (net of transaction costs) are credited to share capital account, when new ordinary shares are issued.

With effect from 2023, the Group also implemented a cash-settled share-based Long-Term Incentive Performance Plan. For cash-settled share-based compensation, the fair value of the employee services received in exchange for the grant of options is recognised as an expense with the recognition of a corresponding liability over the vesting period. Until the liability is settled, it is re-measured at each reporting date with changes in fair value recognised in profit or loss.

### 2.24 Currency translation

#### (a) *Functional and presentation currency*

Items included in the financial statements of each entity in the Group are measured using the currency of the primary economic environment in which the entity operates ("functional currency"). The financial statements are presented in Singapore Dollars ("SGD" or "\$"), which is the functional currency of the Company.

#### (b) *Transactions and balances*

Transactions in a currency other than the functional currency ("foreign currency") are translated into the functional currency using the exchange rates at the dates of the transactions. Currency exchange differences resulting from the settlement of such transactions and from the translation of monetary assets and liabilities denominated in foreign currencies at the closing rates at the statement of financial position date are recognised in income statement. Monetary items include primarily financial assets (other than equity investments) and financial liabilities. However, in the consolidated financial statements, currency translation differences arising from borrowings in foreign currencies and other currency instruments designated and qualifying as net investment hedges and net investment in foreign operations, are recognised in other comprehensive income and accumulated in the currency translation reserve.

When a foreign operation is disposed of or any loan forming part of the net investment of the foreign operation is repaid, a proportionate share of the accumulated currency translation differences is reclassified to income statement, as part of the gain or loss on disposal.

Foreign exchange gains or losses impacting profit or loss are presented in income statement within "Other operating - others".

Non-monetary items measured at fair values in foreign currencies are translated using the exchange rates at the date when the fair values are determined.

# NOTES TO THE FINANCIAL STATEMENTS

For the financial year ended 31 December 2023

## 2. MATERIAL ACCOUNTING POLICIES (CONTINUED)

### 2.24 Currency translation (continued)

#### (c) Translation of Group entities' financial statements

The results and financial position of all the Group entities (none of which has the currency of a hyperinflationary economy) that have a functional currency different from the presentation currency are translated into the presentation currency as follows:

- (i) assets and liabilities are translated at the closing exchange rates at the reporting date;
- (ii) income and expenses are translated at average exchange rates (unless the average is not a reasonable approximation of the cumulative effect of the rates prevailing on the transaction dates, in which case income and expenses are translated using the exchange rates at the dates of the transactions); and
- (iii) all resulting currency translation differences are recognised in other comprehensive income and accumulated in the currency translation reserve. These currency translation differences are reclassified to income statement on disposal or partial disposal with loss of control of the foreign operation.

Goodwill and fair value adjustments arising on the acquisition of foreign operations are treated as assets and liabilities of the foreign operations and translated at the closing rates at the reporting date.

### 2.25 Segment reporting

Operating segments are reported in a manner consistent with the internal reporting provided to management who are responsible for allocating resources and assessing performance of the operating segments.

### 2.26 Cash and cash equivalents

For the purpose of presentation in the consolidated statement of cash flows, cash and cash equivalents include cash on hand, deposits with financial institutions which are subject to an insignificant risk of change in value, and bank overdrafts. Bank overdrafts are presented as current borrowings on the statement of financial position. For cash subjected to restriction, assessment is made on the economic substance of the restriction and whether they meet the definition of cash and cash equivalents.

### 2.27 Share capital

Ordinary shares are classified as equity. Incremental costs directly attributable to the issuance of new ordinary shares are deducted against the share capital account.

### 2.28 Dividends to Company's shareholders

Dividends to the Company's shareholders are recognised when the dividends are approved for payment.



# NOTES TO THE FINANCIAL STATEMENTS

For the financial year ended 31 December 2023

## 3. CRITICAL ACCOUNTING ESTIMATES, ASSUMPTIONS AND JUDGEMENTS

Estimates, assumptions and judgements are continually evaluated and are based on historical experience and other factors, including expectations of future events that are believed to be reasonable under the circumstances.

The Group on its own or in reliance on third party experts, applies estimates and judgements in the following key areas:

(a) Fair values of investment properties

The Group carries its investment properties at fair value with changes in fair value being recognised in the income statement. In determining fair values, the valuers have used valuation techniques which involve certain estimates.

The key assumptions to determine the fair value of investment properties include adopted valuation per square foot and market-corroborated capitalisation rates.

The key assumptions to determine the fair value of investment properties under development, include estimated construction costs and gross development value of the proposed development assuming satisfactory completion.

Management has assessed that the valuation methods and estimates are reflective of current market conditions. The carrying amount of investment properties and the key assumptions used to determine the fair value of the investment properties are disclosed in Note 15. If the fair values of investment properties decrease/increase by 1% from the estimates, profit after tax and net assets of the Group will decrease/increase by \$70,840,000.

(b) Other estimates and judgements applied

The Group, on its own or in reliance on third party experts, also applies estimates, assumptions and judgements in the following areas:

- (i) the assessment of allowance for foreseeable losses of properties held for sale (Note 21);
- (ii) the determination of the fair values of unquoted financial assets, at FVOCI (Note 11); and
- (iii) impairment testing of goodwill (Note 19).

These estimates, assumptions and judgements are however not expected to have a significant risk of causing a material adjustment to the carrying amounts of assets and liabilities as disclosed in the notes to the financial statements within the next financial year.

# NOTES TO THE FINANCIAL STATEMENTS

For the financial year ended 31 December 2023

## 4. REVENUE, INTEREST INCOME AND MISCELLANEOUS INCOME

The Group derives revenue from the transfer of goods and services at a point in time and over time in the following major product lines.

	The Group	
	2023 \$'000	2022 \$'000
<u>Revenue from contracts with customers under SFRS(I) 15</u>		
Revenue from property trading		
– recognised at a point in time	<b>38,977</b>	54,355
Revenue from hotel ownership and operations		
– recognised at a point in time	<b>106,378</b>	87,546
– recognised over time	<b>177,062</b>	108,147
Revenue from technology operations		
– recognised at a point in time	<b>94,305</b>	91,187
– recognised over time	<b>15,778</b>	9,138
Revenue from marketing and management services		
– recognised over time	<b>4,101</b>	4,700
	<b>436,601</b>	355,073
<u>Other revenue</u>		
Revenue from property investments	<b>247,097</b>	254,980
Dividend income from equity investments designated at FVOCI	<b>855</b>	899
<b>Total revenue</b>	<b>684,553</b>	610,952
<u>Interest income from financial assets measured at amortised cost</u>		
Deposits with financial institutions	<b>4,556</b>	1,351
Loans to associates	<b>21,830</b>	13,076
Loans to joint ventures	<b>2,069</b>	6,056
Others	<b>807</b>	1,351
<b>Total interest income</b>	<b>29,262</b>	21,834
<u>Miscellaneous income, including government grants</u>		
Government grant income (Note (e))	<b>2,785</b>	9,179
Other miscellaneous income	<b>1,619</b>	4,445
<b>Total miscellaneous income</b>	<b>4,404</b>	13,624
<b>Total revenue, interest income and miscellaneous income</b>	<b>718,219</b>	646,410

# NOTES TO THE FINANCIAL STATEMENTS

For the financial year ended 31 December 2023

## 4. REVENUE, INTEREST INCOME AND MISCELLANEOUS INCOME (CONTINUED)

### (a) Contract assets and liabilities

	The Group 31 December	
	2023 \$'000	2022 \$'000
<b>Contract assets</b>		
– Unbilled revenue from technology operations (Note 23)	22,649	34,001
<b>Contract liabilities</b>		
– Advances from purchasers of property trading (Note 24)	9,897	11,194
– Advances from customers of technology operations (Note 24)	2,706	1,370
– Deferred revenue from technology operations (Note 24)	4,909	6,531
– Customer deposits from hotel operations	12,433	8,586

Unbilled revenue from technology operations relate to the Group's right to consideration for work completed but not yet billed at reporting date. Unbilled revenue is transferred to receivables when the rights to consideration become unconditional. Total unbilled revenue from technology operations decreased as the Group delivered less products ahead of the agreed payment schedules.

Advances from purchasers of property trading relate to advance consideration received from customers for sale of development properties. Total advances decreased as the Group received less advance payments from sales of residential units.

Advances from customers of technology operations relate to advance consideration received from customers for unsatisfied performance obligations in fulfilling the delivery of computer hardware and software licenses. Total advances increased as the Group received more consideration ahead of delivery of goods.

Deferred revenue for technology operations relate to consideration received from customers for the unsatisfied performance obligations in providing maintenance and warranty services. Total deferred revenue from technology operations decreased as the Group received less consideration ahead from provision of services.

Customer deposits from hotel operations relate to contract liabilities relating to advance consideration received from customers for the unsatisfied performance obligation. Total customer deposits increased as a result of more bookings from social events.

### (i) Revenue recognised in relation to contract liabilities

	The Group 31 December	
	2023 \$'000	2022 \$'000
Revenue recognised in current period that was included in the contract liabilities balance at the beginning of the period		
– Advances from property trading	7,083	7,932
– Advances from customers of technology operations	766	3,894
– Deferred revenue from technology operations	4,699	2,808
– Customer deposits from hotel operations	8,392	3,811

# NOTES TO THE FINANCIAL STATEMENTS

For the financial year ended 31 December 2023

## 4. REVENUE, INTEREST INCOME AND MISCELLANEOUS INCOME (CONTINUED)

(a) Contract assets and liabilities (continued)

(ii) *Unsatisfied performance obligations*

The following table includes revenue expected to be recognised in the future related to performance obligations that are unsatisfied (or partially satisfied) at the reporting date.

	2023 \$'000	2024 \$'000	2025 \$'000	Total \$'000
Revenue from property trading				
<b>31 December 2023</b>	–	18,755	18,000	36,755
31 December 2022	45,155	11,157	–	56,312

As permitted under SFRS(I)15, the aggregated transaction price allocated to unsatisfied contracts of periods one year or less, or are billed based on time incurred, is not disclosed.

(b) Assets recognised from costs to obtain contracts

Incremental costs of obtaining a contract are capitalised if these costs are recoverable. The Group has applied the practical expedient and recognised the incremental costs of obtaining contracts as an expense when incurred if the amortisation period of the assets that the Group otherwise would have recognised is one year or less.

	The Group 31 December	
	2023 \$'000	2022 \$'000
Assets recognised from costs to obtain contracts (Note 23)	1,988	2,488

	The Group	
	2023 \$'000	2022 \$'000
Amortisation recognised to selling and distribution expense during the period	1,345	2,316

Assets recognised from costs to obtain contracts relates to costs incurred to obtaining residential sales contract which was subsequently amortised to income statement as selling and distribution expense on a basis consistent with the pattern of recognition of the associated revenue.

# NOTES TO THE FINANCIAL STATEMENTS

For the financial year ended 31 December 2023

## 4. REVENUE, INTEREST INCOME AND MISCELLANEOUS INCOME (CONTINUED)

- (c) Assets recognised from costs to fulfil contracts

The Group has also recognised an asset in relation to costs to fulfil technology operations contracts. This is presented within trade and other receivables in Note 23.

	The Group 31 December	
	2023 \$'000	2022 \$'000
Contract fulfilment costs	3,944	3,685

	The Group	
	2023 \$'000	2022 \$'000
Amortisation recognised to cost of sales during the period	3,490	2,201

Contract fulfilment costs relates to costs incurred for software licenses, hardware maintenance cost and product warranty cost that are used to fulfil technology operations contracts. These costs are amortised to income statement as cost of sales. These costs are on a basis consistent with the pattern of recognition of the associated revenue.

- (d) Trade receivables from contracts with customers

	The Group 31 December		1 January
	2023 \$'000	2022 \$'000	2022 \$'000
<b>Current Assets</b>			
Trade receivables from contracts with customers	31,258	32,192	27,521
Less: Loss allowance	(59)	(59)	(87)
	<b>31,199</b>	32,133	27,434

- (e) The group received government grant and support in 2023 and 2022. These include government wage and productivity subsidies and rental support grant for hotel and investment properties.

# NOTES TO THE FINANCIAL STATEMENTS

For the financial year ended 31 December 2023

## 5. EXPENSES BY NATURE

	The Group	
	2023 \$'000	2022 \$'000
Cost of inventories sold	134,343	144,552
Depreciation of property, plant and equipment (Note 16)	48,998	44,720
Loss on disposal of property, plant and equipment	841	1,592
Auditors' remuneration paid/payable to:		
– Auditor of the Company	713	682
– Other auditors*	100	95
Other fees paid/payable to auditor of the Company	274	325
Employee compensation (Note 6)	115,285	94,525
Utilities	20,601	19,422
Other hotel related cost of sales	19,277	14,567
Property tax expenses	26,621	26,231
Advertising and promotion	9,828	8,681
Management fees	9,425	5,510
Contributions to MCST	10,588	10,369
IT related expenses	4,826	3,923
Repairs and maintenance	13,332	13,568
Currency exchange loss/(gain) - net	3,045	(428)
Commission expense	20,106	10,618
Cleaning and security services	8,432	9,300
Other expenses	33,117	25,425
Total cost of sales, selling and distribution, administrative and other operating expenses	479,752	433,677

\* Includes the network of member firms of PricewaterhouseCoopers International Limited.

## 6. EMPLOYEE COMPENSATION

	The Group	
	2023 \$'000	2022 \$'000
Wages, salaries and other payroll-related costs	103,958	85,402
Employer's contribution to defined contribution plans	10,721	9,022
Liability for cash-settled share-base plan [Note (a)]	580	–
Share option expense	26	101
	115,285	94,525

### (a) Cash-settled share-base plan - Long-Term Incentive Performance Plan

The Long-Term Incentive Performance Plan is a deferred cash plan where key management personnel and the senior leadership team are granted an Initial Award in units based on job level and individual performance. The performance assessment period is 3 years and the plan will vest at the end of the performance period. Final awards to be paid in cash will be based on the achievement of pre-determined financial and non-financial performance targets over the three years' qualifying performance period, subject to an achievement factor capped at 150% and the value per unit tied to the Company's share price at the point of vesting.

# NOTES TO THE FINANCIAL STATEMENTS

For the financial year ended 31 December 2023

## 7. FINANCE EXPENSES

	The Group	
	2023 \$'000	2022 \$'000
Interest expense		
– Bank loans	16,391	11,927
– Lease liabilities	96	93
– Bank facility fees	500	500
– Trade financing	532	952
	<b>17,519</b>	13,472
Cash flow hedges, reclassified from hedging reserve (Note 31(d))	(1,832)	(210)
Less:		
Borrowing costs capitalised in investment properties	(4,961)	(744)
	<b>10,726</b>	12,518

## 8. INCOME TAXES

(a) Income tax expense

	The Group	
	2023 \$'000	2022 \$'000
Tax expense attributable to profit is made up of:		
– Profit for the financial year:		
Current income tax (Note (b))		
– Singapore	45,607	41,376
	<b>45,607</b>	41,376
Deferred income tax (Note 26)	(1,537)	(7)
	<b>44,070</b>	41,369
– Under/(Over) provision in prior financial years:		
Current income tax (Note (b))		
– Singapore	643	(1,224)
– Foreign	–	(15)
Deferred income tax (Note 26)	106	790
	<b>749</b>	(449)
	<b>44,819</b>	40,920

# NOTES TO THE FINANCIAL STATEMENTS

For the financial year ended 31 December 2023

## 8. INCOME TAXES (CONTINUED)

### (a) Income tax expense (continued)

The tax on the Group's profit before tax differs from the theoretical amount that would arise using the Singapore standard rate of income tax as follows:

	The Group	
	2023 \$'000	2022 \$'000
Profit before income tax	338,452	513,881
(Less)/Add:		
Share of results of associates, net of tax	(26,494)	(79,950)
Share of results of joint ventures, net of tax	25,161	(571)
Profit before tax and share of results of associates and joint ventures	337,119	433,360
Tax calculated at tax rate of 17% (2022: 17%)	57,310	73,671
Effects of:		
– Different tax rates in other countries	5	(765)
– Singapore statutory tax exemption	(366)	(363)
– Tax incentives	(680)	(340)
– Expenses not deductible for tax purposes	5,601	9,007
– Income not subject to tax	(19,917)	(40,100)
– Utilisation of previously unrecognised deferred income tax assets	(977)	(1,177)
– Deferred income tax assets not recognised	3,094	1,436
– Under/(Over) provision of tax in prior financial years	749	(449)
Tax charge	44,819	40,920

### (b) Movements in current income tax liabilities

	The Group	
	2023 \$'000	2022 \$'000
Beginning of financial year	42,476	35,375
Currency translation differences	(19)	(52)
Income tax paid	(40,866)	(32,984)
Tax expense (Note (a))	45,607	41,376
Under/(Over) provision in prior financial years (Note (a))	643	(1,239)
End of financial year	47,841	42,476

### (c) OECD Pillar Two model rules

The Group entities form part of a multinational enterprise ("MNE") group that is within the scope of the OECD Pillar Two model rules. In the Singapore 2023 Budget Statement, the Singapore government has announced that the country would implement the Global Anti-Base Erosion ("GloBE") rules including a domestic top-up tax ("DTT") from 1 January 2025. Since the Pillar Two legislation has not been enacted in Singapore, the jurisdiction in which the Group is incorporated, and was not effective at the reporting date, the Group has no related current tax exposure. The Group applies the exception to recognising and disclosing information about deferred tax assets and liabilities related to Pillar Two income taxes, as provided in the amendments to SFRS(I) 1-12 issued in May 2023.

Under the legislation, the Group is liable to pay a top-up tax for the difference between the GloBE effective tax rate for each jurisdiction and the 15% minimum rate. The Group is in the process of assessing its exposure to the Pillar Two legislation for when it comes into effect but the Group does not expect the impact to be significant.



# NOTES TO THE FINANCIAL STATEMENTS

For the financial year ended 31 December 2023

## 9. NET ATTRIBUTABLE PROFIT

The net profit attributable to equity holders of the Company ("net attributable profit") can be analysed as follows:

	The Group	
	2023 \$'000	2022 \$'000
Net profit before fair value and other gains	188,557	228,257
Net fair value gain/(loss) on investment properties held by subsidiaries, associates and joint ventures, net of non-controlling interests included in:		
– Net fair value gain on investment properties	109,356	233,046
– Share of fair value loss on associate and joint ventures' investment properties	(25,732)	(5,452)
– Non-controlling interests	(1,338)	(731)
	82,286	226,863
Net attributable profit	270,843	455,120

## 10. EARNINGS PER SHARE

Basic earnings per share is calculated by dividing the net profit attributable to equity holders of the Company by the weighted average number of ordinary shares outstanding during the financial year.

For the purpose of calculating diluted earnings per share, net profit attributable to equity holders of the Company and the weighted average number of ordinary shares outstanding are adjusted for the effects of all dilutive potential ordinary shares. The Company's dilutive potential ordinary shares are its share options.

The weighted average number of shares on issue has been adjusted as if all dilutive share options were exercised. The number of shares that could have been issued upon the exercise of all dilutive share options less the number of shares that could have been issued at fair value (determined as the Company's average share price for the financial year) for the same total proceeds is added to the denominator as the number of shares was issued for no consideration. No adjustment is made to the net profit.

	The Group	
	2023	2022
Net profit attributable to equity holders of the Company (\$'000)	270,843	455,120
Weighted average number of ordinary shares outstanding for basic earnings per share ('000)	1,432,667	1,432,667
Adjustment for share options ('000)	–	8
Weighted average number of ordinary shares outstanding for diluted earnings per share ('000)	1,432,667	1,432,675
Basic and diluted earnings per share		
– excluding net fair value gains on investment properties held by subsidiaries, associates and joint ventures	13.2 cents	15.9 cents
– including fair value gains on investment properties held by subsidiaries, associates and joint ventures	18.9 cents	31.8 cents

# NOTES TO THE FINANCIAL STATEMENTS

For the financial year ended 31 December 2023

## 11. FINANCIAL ASSETS AT FAIR VALUE THROUGH OTHER COMPREHENSIVE INCOME

	The Group	
	2023 \$'000	2022 \$'000
Beginning of the financial year	14,544	18,158
Fair value loss recognised in other comprehensive income (Note 31(b))	(1,130)	(3,614)
End of the financial year	13,414	14,544
<b>Non-current assets</b>		
Unquoted equity securities	13,414	14,544

## 12. INVESTMENTS IN ASSOCIATES

	The Group 31 December	
	2023 \$'000	2022 \$'000
Unquoted equity investments, at cost	288,550	287,950
Share of post-acquisition reserves	355,923	347,887
	644,473	635,837

Set out below are associates that are material to the Group.

Name of entity	Place of business/ country of incorporation	Proportion of ownership held by subsidiaries	
		31 December	
		2023 %	2022 %
Shanghai Jin Peng Realty Co., Ltd	China	30	30
United Venture Development (Silat) Pte.Ltd.	Singapore	30	30

There are no contingent liabilities relating to the Group's interest in the associates.

The information below reflects the amounts presented in the financial statements of the associate (and not the Group's share of those amounts).

*Summarised financial information for the associates*

*Summarised statement of financial position*

	Shanghai Jin Peng Realty Co., Ltd 31 December	
	2023 \$'000	2022 \$'000
Current assets	727,361	805,488
Current liabilities	(4,034)	(65,382)
Non-current assets	49,206	53,384
Non-current liabilities	—	—
Net assets	772,533	793,490

# NOTES TO THE FINANCIAL STATEMENTS

For the financial year ended 31 December 2023

## 12. INVESTMENTS IN ASSOCIATES (CONTINUED)

*Summarised financial information for the associates (continued)*

*Summarised statement of comprehensive income*

	Shanghai Jin Peng Realty Co., Ltd	
	2023	2022
	\$'000	\$'000
Revenue	10,516	320,551
Profit before income tax	11,781	153,626
Total comprehensive income	6,567	114,930

*Summarised statement of financial position*

	United Venture Development (Silat) Pte.Ltd. 31 December	
	2023	2022
	\$'000	\$'000
Current assets	291,836	914,515
Current liabilities	(199,581)	(831,318)
Non-current assets	13	27
Non-current liabilities	(20,744)	(19,206)
Net assets	71,524	64,018

*Summarised statement of comprehensive income*

	United Venture Development (Silat) Pte.Ltd.	
	2023	2022
	\$'000	\$'000
Revenue	175,916	618,747
Profit before income tax	9,044	65,712
Total comprehensive income	7,506	54,535

# NOTES TO THE FINANCIAL STATEMENTS

For the financial year ended 31 December 2023

## 12. INVESTMENTS IN ASSOCIATES (CONTINUED)

### Reconciliation of summarised financial information

The following table summarises, in aggregate, the carrying amount and the Group's share of profit and other comprehensive income of the Group's material associate and the remaining individually immaterial associates accounted for using the equity method:

	Shanghai Jin Peng Realty Co., Ltd \$'000	United Venture Development (Silat) Pte.Ltd. \$'000	Immaterial associates \$'000	Total \$'000
<b>2023</b>				
Group's interest in net assets				
at beginning of the year	238,048	19,206	378,583	635,837
Group's share of:				
– Total comprehensive income	1,970	2,251	22,273	26,494
Additions during the year	–	–	600	600
Dividends received during the year	–	–	(10,200)	(10,200)
Currency translation differences	(8,258)	–	–	(8,258)
Carrying amount of interest at end of the year	231,760	21,457	391,256	644,473
<b>2022</b>				
Group's interest in net assets				
at beginning of the year	226,164	2,845	359,273	588,282
Group's share of:				
– Total comprehensive income	34,479	16,361	29,110	79,950
Additions during the year	–	–	1,400	1,400
Dividends received during the year	–	–	(11,200)	(11,200)
Currency translation differences	(22,595)	–	–	(22,595)
Carrying amount of interest at end of the year	238,048	19,206	378,583	635,837

As at 31 December 2023, the total outstanding term loans drawn down by all associates are \$2,059,000,000 (2022: \$1,189,700,000).

Details of associates are included in Note 39.

## 13. INVESTMENTS IN JOINT VENTURES

	The Group 31 December	
	2023 \$'000	2022 \$'000
Unquoted equity investments, at cost	25,812	26,312
Share of post-acquisition reserves	40,940	66,501
	66,752	92,813

# NOTES TO THE FINANCIAL STATEMENTS

For the financial year ended 31 December 2023

## 13. INVESTMENTS IN JOINT VENTURES (CONTINUED)

Set out below is a joint venture that is material to the Group in 2023.

Name of entity	Place of business/ country of incorporation	Proportion of ownership held by subsidiaries	
		31 December	
		2023	2022
		%	%
United Venture Investments (HI) Pte. Ltd.	United Kingdom/Singapore	50	50
UVD (Projects) Pte. Ltd.	Singapore	50	50

There are no share of joint venture companies' contingent liabilities incurred jointly with other investors.

The information below reflects the amounts presented in the financial statements of the joint venture (and not the Group's share of those amounts).

### Summarised financial information for the joint ventures

#### Summarised statement of financial position

	UVD (Projects) Pte. Ltd.	
	31 December	
	2023	2022
	\$'000	\$'000
Current assets	87,107	192,161
Current liabilities	(30,435)	(129,623)
Non-current assets	–	–
Non-current liabilities	(2,246)	(12,814)
Net assets	54,426	49,724

#### Summarised statement of comprehensive income

	UVD (Projects) Pte. Ltd.	
	2023	2022
	\$'000	\$'000
Revenue	10,977	231,790
Profit before income tax	5,644	15,400
Total comprehensive income	4,701	12,764

#### Summarised statement of financial position

	United Venture Investments (HI) Pte. Ltd.
	31 December
	2023
	\$'000
Current assets	13,387
Current liabilities	(8,892)
Non-current assets	340,669
Non-current liabilities	(287,660)
Net assets	57,504

# NOTES TO THE FINANCIAL STATEMENTS

For the financial year ended 31 December 2023

## 13. INVESTMENTS IN JOINT VENTURES (CONTINUED)

*Summarised financial information for the joint ventures (continued)*

*Summarised statement of comprehensive income*

	<b>United Venture Investments (HI) Pte. Ltd. 2023 \$'000</b>
Revenue	<b>21,496</b>
Loss before income tax	<b>(55,167)</b>
Total comprehensive loss	<b>(58,914)</b>

This joint venture is not material to the Group as at 31 December 2022 and hence summarised financial information is not disclosed.

*Reconciliation of summarised financial information*

The following table analyses, in aggregate, the carrying amount and share of profit and other comprehensive income of the Group's material joint venture and the remaining individually immaterial joint ventures.

	<b>UVD (Projects) Pte. Ltd. \$'000</b>	<b>United Venture Investments (HI) Pte. Ltd. \$'000</b>	<b>Immaterial joint ventures \$'000</b>	<b>Total \$'000</b>
<b>2023</b>				
Group's interest in net assets at beginning of the year	24,862	56,458	11,493	92,813
Group's share of:				
– Total profit/(loss)	2,351	(27,839)	327	(25,161)
– Other comprehensive expense	–	(1,618)	–	(1,618)
Currency translation differences	–	1,751	–	1,751
Liquidation of a joint venture	–	–	(1,033)	(1,033)
Carrying amount of interest at end of the year	<u>27,213</u>	<u>28,752</u>	<u>10,787</u>	<u>66,752</u>
<b>2022</b>				
Group's interest in net assets at beginning of the year	18,480	*	77,189	95,669
Group's share of:				
– Total profit/(loss)	6,383	*	(5,812)	571
– Other comprehensive income	–	*	3,180	3,180
Currency translation differences	–	*	(6,607)	(6,607)
Carrying amount of interest at end of the year	<u>24,863</u>	<u>*</u>	<u>67,950</u>	<u>92,813</u>

\* *United Venture Investments (HI) Pte. Ltd. is not material to the Group as at 31 December 2022 and hence summarised financial information is not disclosed.*

As at 31 December 2023, total term loans drawn down by the joint ventures is \$233,099,000 (2022: \$231,267,000).

The Company has given a corporate guarantee of \$116,550,000 (2022: \$115,633,000) in respect of a banking facility granted to a joint venture.

Details of joint ventures are included in Note 39.

# NOTES TO THE FINANCIAL STATEMENTS

For the financial year ended 31 December 2023

## 14. INVESTMENTS IN SUBSIDIARIES

	The Company 31 December	
	2023 \$'000	2022 \$'000
Unquoted equity investments, at cost	1,228,862	1,228,862
Less accumulated impairment charge:		
Beginning of the financial year	(2,140)	(1,769)
Write-back/(Provision) of impairment charge for the financial year	136	(371)
	(2,004)	(2,140)
End of the financial year	1,226,858	1,226,722

(a) Impairment charge

Impairment charges and write-back of impairment charges were made to adjust the carrying values for certain of the Company's unquoted investments in subsidiaries to their recoverable amounts, taking into account the general economic and operating environments.

The recoverable amount for the relevant subsidiaries was mainly estimated based on the fair value less cost to sell of the net assets as at the end of the reporting period. The carrying amounts of the net assets of the relevant subsidiaries approximate their fair values.

(b) Summarised financial information of subsidiaries with material non-controlling interests

Set out below are subsidiaries with non-controlling interests that are material to the Group.

	Proportion of ownership held by non-controlling interests		Carrying value of non-controlling interests	
	31 December		31 December	
	2023 %	2022 %	2023 \$'000	2022 \$'000
Marina Centre Holdings Private Limited and its subsidiaries ("MCH Group")	23	23	585,886	603,019

Set out below are the summarised aggregate financial information for the subsidiaries that have non-controlling interests that are material to the Group. These are presented before inter-company eliminations.

# NOTES TO THE FINANCIAL STATEMENTS

For the financial year ended 31 December 2023

## 14. INVESTMENTS IN SUBSIDIARIES (CONTINUED)

- (b) Summarised financial information of subsidiaries with material non-controlling interests (continued)

*Summarised statement of financial position*

	MCH Group	
	2023	2022
	\$'000	\$'000
<b>Current</b>		
Assets	104,431	115,813
Liabilities	(87,998)	(64,347)
<b>Total current net assets</b>	<b>16,433</b>	<b>51,466</b>
<b>Non-current</b>		
Assets	2,185,883	2,203,240
Liabilities	(141,860)	(143,639)
<b>Total non-current net assets</b>	<b>2,044,023</b>	<b>2,059,601</b>
<b>Net assets</b>	<b>2,060,456</b>	<b>2,111,067</b>

*Summarised statement of comprehensive income*

	MCH Group	
	2023	2022
	\$'000	\$'000
Revenue	328,423	242,679
Total comprehensive income	63,770	49,656
Total comprehensive income allocated to non-controlling interests	18,468	13,565
Dividends paid to non-controlling interests	35,501	17,261

*Summarised cash flows*

	MCH Group	
	2023	2022
	\$'000	\$'000
Net cash provided by operating activities	136,984	100,461
Net cash used in investing activities	(29,556)	(19,496)
Net cash used in financing activities	(114,742)	(58,453)



# NOTES TO THE FINANCIAL STATEMENTS

For the financial year ended 31 December 2023

## 14. INVESTMENTS IN SUBSIDIARIES (CONTINUED)

- (c) Carrying value of non-controlling interests

	31 December	
	2023	2022
	\$'000	\$'000
MCH Group	585,886	603,019
Other subsidiaries with immaterial non-controlling interests	40,530	36,522

- (d) Details of subsidiaries are included in Note 39.

## 15. INVESTMENT PROPERTIES

	The Group	
	31 December	
	2023	2022
	\$'000	\$'000
Beginning of financial year	6,680,626	6,381,509
Additions	294,147	66,071
Net fair value gain	109,356	233,046
End of financial year	7,084,129	6,680,626

- (a) The net fair value gain of investment properties amounting to \$109,356,000 (2022: \$233,046,000) includes the effect of tenant incentives and rental escalation for the Group of \$2,931,000 (2022: \$4,374,000). As at the reporting date, the carrying value of investment property is determined by adjusting the amount of unbilled rental recognised (Note 23) from the valuation obtained.

- (b) The following amounts are recognised in the income statements:

	The Group	
	2023	2022
	\$'000	\$'000
Rental income	187,836	191,646
Direct operating expenses arising from investment properties that generated rental income	68,043	69,939

- (c) Variable lease payment, representing income based on sales turnover achieved by tenants, amounting to \$3,636,000 for the year (2022: \$3,051,000).

# NOTES TO THE FINANCIAL STATEMENTS

For the financial year ended 31 December 2023

## 15. INVESTMENT PROPERTIES (CONTINUED)

(d) As at statement of financial position date, the details of the Group's investment properties are as follows:

Name of building/location	Description/existing use	Tenure of land	Unexpired term of lease
Stamford Court 61 Stamford Road Singapore 178892	4-storey office building with shops on a land area of 2,072 square metres.	99-year lease from 1994	70 years
West Mall 1 Bukit Batok Central Link Singapore 658713	Retail and family entertainment complex on a land area of 9,890 square metres.	99-year lease from 1995	71 years
Singapore Land Tower 50 Raffles Place Singapore 048623	47-storey office building on a land area of 5,064 square metres.	999-year lease from 1826	802 years
Clifford Centre 24 Raffles Place Singapore 048621	Closed for redevelopment from 1 January 2023.	999-year lease from 1826	802 years
The Gateway 150/152 Beach Road Singapore 189720/1	Two 37-storey office buildings on a land area of 21,961 square metres.	99-year lease from 1982	58 years
SGX Centre 2 4 Shenton Way Singapore 068807	29-storey office building on a land area of 2,970 square metres.	99-year lease from 1995	71 years
Tampines Plaza 1 3 Tampines Central 1 Singapore 529540	8-storey office building on a land area of 2,614 square metres.	99-year lease from 1996	72 years
Tampines Plaza 2 5 Tampines Central 1 Singapore 529541	8-storey office building on a land area of 2,613 square metres.	99-year lease from 1996	72 years
UIC Building 5 Shenton Way Singapore 068808	23-storey shopping cum office building on a land area of 6,778 square metres. This is part of a mixed development with the residential component, V on Shenton, classified under properties held for sale.	99-year lease from 2011	87 years
Marina Square Retail Mall 6 Raffles Boulevard Singapore 039594	4-storey retail mall with a retail underpass.	99-year lease from 1980	56 years

# NOTES TO THE FINANCIAL STATEMENTS

For the financial year ended 31 December 2023

## 15. INVESTMENT PROPERTIES (CONTINUED)

*Valuation techniques and inputs used in Level 3 fair value measurements*

The following table presents the valuation techniques and key inputs that were used to determine the fair value of investment properties categorised under Level 3 of the fair value hierarchy:

Description	Fair value at 31 December 2023 (\$'000)	Valuation techniques	Significant unobservable inputs (a)	Range of significant unobservable inputs	Relationship of significant unobservable inputs to fair value
<b>Office/ Mixed-use</b>	4,752,000 (2022: 4,564,000)	Capitalisation Method	Capitalisation rate	3.00% – 3.75% (2022: 3.00% – 3.70%)	The higher the capitalisation rate, the lower the fair value.
		Direct Comparison Method	Adopted valuation (per square foot)	\$1,500 – \$3,000 (2022: \$1,200 – \$2,700)	The higher the adopted valuation per square foot, the higher the fair value.
<b>Investment property under development</b>	884,000 (2022: 692,000)	Residual Approach	Gross development value (per square foot)	\$4,100 (2022: \$3,800)	The higher the gross development value, the higher the fair value.
			Construction cost (per square foot)	\$1,300 (2022: \$1,100)	The higher the construction costs, the lower the fair value.
<b>Retail</b>	1,447,869 (2022: 1,424,626)	Capitalisation Method	Capitalisation rate	4.70% - 4.75% (2022: 4.60% - 4.75%)	The higher the capitalisation rate, the lower the fair value.
		Direct Comparison Method	Adopted valuation (per square foot)	\$1,400 - \$2,100 (2022: \$2,100)	The higher the adopted valuation per square foot, the higher the fair value.

(a) There were no significant inter-relationships between the significant unobservable inputs.

*Valuation processes of the Group*

The Group engages external, independent and qualified valuers to determine the fair value of the Group's investment properties every half-yearly based on the properties' highest and best use. For each valuation, management:

- verifies all major inputs to the independent valuation reports;
- assesses property valuation movements when compared to the previous valuation reports;
- holds discussions with the independent valuers; and
- analyses the reasons for the fair value movements.

# NOTES TO THE FINANCIAL STATEMENTS

For the financial year ended 31 December 2023

## 15. INVESTMENT PROPERTIES (CONTINUED)

*Valuation processes of the Group (continued)*

In the Capitalisation Method, gross rental income (net of GST) is estimated at a mature maintainable occupancy level from which total expenses have been deducted and net income capitalised at an appropriate rate.

The Direct Comparison Method involves analysis of recent transactions of comparable properties within the vicinity and elsewhere in Singapore. Necessary adjustments have been made for the differences in terms of sale, location, tenure, size, shape, design and layout, age and condition of buildings, date of transactions and the prevailing market condition amongst other factors affecting their values.

Residual Land Value Method is arrived at by deducting estimated construction costs (including professional fees and contingency) and other relevant costs from the gross development value of the proposed development assuming satisfactory completion.

## 16. PROPERTY, PLANT AND EQUIPMENT

	Leasehold land and buildings \$'000	Plant and machinery \$'000	Furniture, fittings and office equipment \$'000	Motor vehicles \$'000	Renovations in progress \$'000	Total \$'000
<b>The Group</b>						
<b>2023</b>						
<i>Cost</i>						
Beginning of financial year	1,104,140	63,821	243,905	1,097	11,877	1,424,840
Currency translation differences	(1,201)	(781)	(2,327)	(14)	–	(4,323)
Additions	3,373	1,458	11,782	–	17,158	33,771
Reclassification	10,813	3,302	13,930	–	(28,045)	–
Disposals	(15)	(158)	(10,700)	–	–	(10,873)
End of financial year	1,117,110	67,642	256,590	1,083	990	1,443,415
<i>Accumulated depreciation</i>						
Beginning of financial year	144,459	42,477	170,224	924	–	358,084
Currency translation differences	(353)	(584)	(1,975)	(13)	–	(2,925)
Depreciation charge	22,267	6,500	20,176	55	–	48,998
Disposals	(7)	(264)	(9,654)	–	–	(9,925)
End of financial year	166,366	48,129	178,771	966	–	394,232
<b>Net book value</b>						
End of financial year	<b>950,744</b>	<b>19,513</b>	<b>77,819</b>	<b>117</b>	<b>990</b>	<b>1,049,183</b>

# NOTES TO THE FINANCIAL STATEMENTS

For the financial year ended 31 December 2023

## 16. PROPERTY, PLANT AND EQUIPMENT (CONTINUED)

	Leasehold land and buildings \$'000	Plant and machinery \$'000	Furniture, fittings and office equipment \$'000	Motor vehicles \$'000	Renovations in progress \$'000	Total \$'000
<b>The Group</b>						
<b>2022</b>						
<i>Cost</i>						
Beginning of financial year	1,109,103	66,106	255,077	1,171	1,403	1,432,860
Currency translation differences	(3,356)	(2,963)	(4,666)	(39)	–	(11,024)
Additions	450	938	2,294	35	12,091	15,808
Reclassification	431	364	822	–	(1,617)	–
Disposals	(2,488)	(624)	(9,622)	(70)	–	(12,804)
End of financial year	1,104,140	63,821	243,905	1,097	11,877	1,424,840
<i>Accumulated depreciation</i>						
Beginning of financial year	129,020	41,489	160,738	964	–	332,211
Currency translation differences	(907)	(2,043)	(4,677)	(37)	–	(7,664)
Depreciation charge	18,834	3,655	22,164	67	–	44,720
Disposals	(2,488)	(624)	(8,001)	(70)	–	(11,183)
End of financial year	144,459	42,477	170,224	924	–	358,084
<b>End of financial year</b>	<b>959,681</b>	<b>21,344</b>	<b>73,681</b>	<b>173</b>	<b>11,877</b>	<b>1,066,756</b>

Right-of-use of assets acquired under leasing arrangements are presented together with the owned assets of the same class. Details of such leased assets are disclosed in Note 17(a).

	Lease asset – Office property right-of-use \$'000	Furniture, fittings and office equipment \$'000	Renovations in progress \$'000	Total \$'000
<b>The Company</b>				
<b>2023</b>				
<i>Cost</i>				
Beginning of financial year	4,547	1,686	847	7,080
Additions	6,509	2,387	–	8,896
Reclassification	–	847	(847)	–
Disposals	(4,547)	(750)	–	(5,297)
End of financial year	6,509	4,170	–	10,679
<i>Accumulated depreciation</i>				
Beginning of financial year	4,547	1,143	–	5,690
Depreciation charge	1,193	575	–	1,768
Disposals	(4,547)	(670)	–	(5,217)
End of financial year	1,193	1,048	–	2,241
<b>End of financial year</b>	<b>5,316</b>	<b>3,122</b>	<b>–</b>	<b>8,438</b>

# NOTES TO THE FINANCIAL STATEMENTS

For the financial year ended 31 December 2023

## 16. PROPERTY, PLANT AND EQUIPMENT (CONTINUED)

	Lease asset – Office property right-of-use \$'000	Furniture, fittings and office equipment \$'000	Renovations in progress \$'000	Total \$'000
<b>2022</b>				
<i>Cost</i>				
Beginning of financial year	4,547	1,615	–	6,162
Additions	–	251	847	1,098
Disposals	–	(180)	–	(180)
End of financial year	4,547	1,686	847	7,080
<i>Accumulated depreciation</i>				
Beginning of financial year	3,452	1,059	–	4,511
Depreciation charge	1,095	226	–	1,321
Disposals	–	(142)	–	(142)
End of financial year	4,547	1,143	–	5,690
<b>Net book value</b>				
<b>End of financial year</b>	<b>–</b>	<b>543</b>	<b>847</b>	<b>1,390</b>

Right-of-use of assets acquired under leasing arrangements are presented together with the owned assets of the same class. Details of such leased assets are disclosed in Note 17(a).

## 17. LEASES – THE GROUP AND THE COMPANY AS A LESSEE

### Nature of the Group and the Company's leasing activities

#### *Leasehold land*

The Group has made upfront payment to secure the right-of-use of two 99-year leasehold land parcels, which is used in the Group's hotel operations. The leasehold land is recognised within Property, plant and equipment (Note 16).

#### *Leasehold property*

The Group leases office space from non-related parties for the purpose of back office operations and retail space for the purpose of the Group's hotel operations. The leasehold property is recognised within the Property, plant and equipment (Note 16).

#### *Motor vehicle*

The Group leases wholesale trucks for outside catering and wholesale butchery delivery.

#### *Property*

The Company leases office space from a subsidiary for purpose of back office operations.

There is no externally imposed covenant on these lease arrangements.

# NOTES TO THE FINANCIAL STATEMENTS

For the financial year ended 31 December 2023

## 17. LEASES – THE GROUP AND THE COMPANY AS A LESSEE (CONTINUED)

- (a) Carrying amounts

ROU assets classified within property, plant and equipment

	The Group		The Company	
	2023 \$'000	2022 \$'000	2023 \$'000	2022 \$'000
Leasehold land (Note 16)	729,753	742,854	–	–
Leasehold property (Note 16)	1,678	2,525	5,316	–
Motor vehicle (Note 16)	10	28	–	–
	<b>731,441</b>	745,407	<b>5,316</b>	–

- (b) Depreciation charge during the year

	The Group		The Company	
	2023 \$'000	2022 \$'000	2023 \$'000	2022 \$'000
Leasehold land	13,101	13,101	–	–
Leasehold property	889	861	1,193	1,095
Motor vehicle	18	17	–	–
	<b>14,008</b>	13,979	<b>1,193</b>	1,095

- (c) Interest expense

	The Group	
	2023 \$'000	2022 \$'000
Interest expense on lease liabilities	96	93

- (d) Lease expense not capitalised in lease liabilities

	The Group	
	2023 \$'000	2022 \$'000
Short-term leases	5	4

- (e) Total cash outflow for all the leases excluding short-term leases was \$1,000,000 (2022: \$876,000).

- (f) Addition and remeasurement of ROU assets during the year was Nil (2022: \$204,000) and \$41,000 (2022: Nil) respectively.

# NOTES TO THE FINANCIAL STATEMENTS

For the financial year ended 31 December 2023

## 18. LEASES – THE GROUP AS A LESSOR

### Nature of the Group leasing activities – Group as a lessor

The Group has leased out retail and office space to non-related parties for monthly lease payments. Where considered necessary to reduce credit risk, the Group may obtain deposits or banker's guarantees amounting to three to five months of the monthly lease rental. These leases are classified as an operating lease because the risk and rewards incidental to ownership of the assets are not substantially transferred.

Rental income from investment properties are disclosed in Note 15.

### Maturity analysis of lease payments – Group as a lessor

Undiscounted lease payments from the operating leases to be received by the Group after the reporting date are as follows:

	The Group	
	2023	2022
	\$'000	\$'000
Less than one year	205,782	171,164
One to two years	167,430	134,253
Two to three years	110,285	85,955
Three to four years	58,525	44,771
Four to five years	23,609	29,882
Later than five years	17,963	18,336
Total undiscounted lease payment	<b>583,594</b>	484,361

## 19. GOODWILL

The goodwill of \$46,587,000 is allocated to the operation of Aquamarina Hotel Private Limited ("AHPL") as a cash-generating-unit ("CGU") arising from the acquisition of an additional 25% shareholding interest in AHPL in 2019.

### *Impairment tests for goodwill*

The recoverable amount of the CGU above was determined based on fair value less cost to sell calculations. The fair value less cost to sell reflects the best estimates of the amount obtainable from the sale of the CGU in an arm's length transaction between knowledgeable, willing parties, less the costs of disposal. The fair value was based on the net assets of the CGU adjusted for the fair value of the hotel property as determined by an independent professional valuer using the capitalisation (2022: capitalisation) model and categorised under Level 3 of the fair value hierarchy.

In 2023 and 2022, the key assumptions include the capitalisation rate of 4.75%.

The fair value less cost to sell is higher than the carrying amount of the CGU and accordingly, no impairment of goodwill is required.



# NOTES TO THE FINANCIAL STATEMENTS

For the financial year ended 31 December 2023

## 20. CASH AND CASH EQUIVALENTS

	The Group 31 December		The Company 31 December	
	2023 \$'000	2022 \$'000	2023 \$'000	2022 \$'000
Cash at bank and on hand	71,020	92,757	773	884
Fixed deposits with financial institutions	118,319	91,940	–	–
	<b>189,339</b>	184,697	<b>773</b>	884

For the purposes of presenting the consolidated statement of cash flows, cash and cash equivalents comprise the following:

	The Group	
	2023 \$'000	2022 \$'000
Cash and cash equivalents (as above)	189,339	184,697
Less: Bank deposits pledged	(7,000)	(4,500)
Cash and cash equivalents per consolidated statement of cash flows	<b>182,339</b>	180,197

Bank deposits are pledged in relation to a banking facility.

Cash and cash equivalents of the Group included amounts of \$26,470,000 (2022: \$26,977,000) are held in the People's Republic of China and are subject to local exchange control regulations. These local exchange control regulations provide for restrictions on exporting capital from the country, other than through normal dividends.

## 21. PROPERTIES HELD FOR SALE

	The Group 31 December	
	2023 \$'000	2022 \$'000
Completed properties	32,117	62,347
Allowance for foreseeable losses	–	(4,964)
	<b>32,117</b>	57,383

The Group made an allowance for foreseeable losses taking into account the estimated selling prices. The estimated selling prices are based on the recent selling prices for the development project or comparable properties and prevailing property market conditions. The allowance for foreseeable losses is included in 'cost of sales'.

Movements in allowance for foreseeable losses in respect of properties held for sale were as follows:

	The Group	
	2023 \$'000	2022 \$'000
Beginning of financial year	4,964	4,964
Allowance utilised	(4,964)	–
End of financial year	–	4,964

# NOTES TO THE FINANCIAL STATEMENTS

For the financial year ended 31 December 2023

## 21. PROPERTIES HELD FOR SALE (CONTINUED)

Details of the Group's completed properties held for sale are as follows:

Property	Title	Site area/Gross floor area (sqm)	Group's effective interest %
Mon Jervois	99-year leasehold	8,958/13,796	99.7
V on Shenton	99-year leasehold	*/55,846	100.0

\* The residential component under this site, together with the commercial component (classified under investment properties), are situated on a site area of 6,065 square metres.

## 22. DERIVATIVE FINANCIAL INSTRUMENTS

	Contract notional amount \$'000	The Group		Contract notional amount \$'000	The Company	
		Asset \$'000	Liability \$'000		Asset \$'000	Liability \$'000
<b>31 December 2023</b>						
<i>Derivatives held for hedging:</i>						
Cash flow hedges						
– Interest rate swaps	100,000	3,789	–	–	–	–
Fair value hedge						
– Currency forwards	9,920	–	(219)	–	–	–
<b>Total</b>	<b>109,920</b>	<b>3,789</b>	<b>(219)</b>	<b>–</b>	<b>–</b>	<b>–</b>
Current	7,945	–	(156)	–	–	–
Non-current	101,975	3,789	(63)	–	–	–
<b>Total</b>	<b>109,920</b>	<b>3,789</b>	<b>(219)</b>	<b>–</b>	<b>–</b>	<b>–</b>
<b>31 December 2022</b>						
<i>Derivatives held for hedging:</i>						
Cash flow hedges						
– Interest rate swaps	100,000	6,921	–	100,000	6,921	–
Fair value hedge						
– Currency forwards	6,457	–	(113)	–	–	–
<b>Total</b>	<b>106,457</b>	<b>6,921</b>	<b>(113)</b>	<b>100,000</b>	<b>6,921</b>	<b>–</b>
Current	5,368	–	(72)	–	–	–
Non-current	101,089	6,921	(41)	100,000	6,921	–
<b>Total</b>	<b>106,457</b>	<b>6,921</b>	<b>(113)</b>	<b>100,000</b>	<b>6,921</b>	<b>–</b>

# NOTES TO THE FINANCIAL STATEMENTS

For the financial year ended 31 December 2023

## 22. DERIVATIVE FINANCIAL INSTRUMENTS (CONTINUED)

Hedging instruments used in the Group's hedging strategy in 2023:

	Carrying amount		Changes in fair value used in calculating hedge ineffectiveness		Hedge ineffectiveness recognised in income statement \$'000	Weighted average hedged rate	Maturity date
	Assets/ (Liabilities) \$'000	Financial statement line item	Hedging instrument \$'000	Hedged item \$'000			
<b>The Group</b>							
<b>Cash flow hedge</b>							
<i>Interest rate risk</i>							
– Interest rate swap to hedge floating rate borrowings	3,789	Derivative financial instruments	3,789	(3,789)	–	1.30%	2026
<b>Fair value hedge</b>							
<i>Foreign exchange risk</i>							
– Forward contracts to firm commitments	(219)	Derivative financial instruments	(7,495)	7,495	–	USD1: \$1.35	2024 – 2025
<b>Net investment hedge</b>							
<i>Foreign exchange risk</i>							
– Borrowings to hedge net investments in foreign operations	(21,312)	Borrowings	(651)	651	–	GBP1: \$1.67	2024

# NOTES TO THE FINANCIAL STATEMENTS

For the financial year ended 31 December 2023

## 22. DERIVATIVE FINANCIAL INSTRUMENTS (CONTINUED)

Hedging instruments used in the Group's hedging strategy in 2022:

	Carrying amount		Changes in fair value used in calculating hedge ineffectiveness		Hedge ineffectiveness recognised in income statement \$'000	Weighted average hedged rate	Maturity date
	Assets/ (Liabilities) \$'000	Financial statement line item	Hedging instrument \$'000	Hedged item \$'000			
<b>The Group</b>							
<b>Cash flow hedge</b>							
<i>Interest rate risk</i>							
– Interest rate swap to hedge floating rate borrowings	6,921	Derivative financial instruments	6,921	(6,921)	–	1.30%	2026
<b>Fair value hedge</b>							
<i>Foreign exchange risk</i>							
– Forward contracts to firm commitments	(113)	Derivative financial instruments	(4,790)	4,790	–	USD1: \$1.35	2023 – 2024
<b>Net investment hedge</b>							
<i>Foreign exchange risk</i>							
– Borrowings to hedge net investments in foreign operations	(21,312)	Borrowings	2,330	(2,330)	–	GBP1: \$1.70	2023
<b>The Company</b>							
<b>Cash flow hedge</b>							
<i>Interest rate risk</i>							
– Interest rate swap to hedge floating rate borrowings	6,921	Derivative financial instruments	6,921	(6,921)	–	1.30%	2026

Fair value gains and losses on the interest rate swaps recognised in the hedging reserve are transferred to the income statement as part of interest expense over the period of the borrowings.

# NOTES TO THE FINANCIAL STATEMENTS

For the financial year ended 31 December 2023

## 23. TRADE AND OTHER RECEIVABLES

	The Group 31 December		The Company 31 December	
	2023 \$'000	2022 \$'000	2023 \$'000	2022 \$'000
<i>Current</i>				
Trade receivables				
– non-related parties	33,689	36,878	–	–
– associates	822	42	–	–
Less: Loss allowance	(2,004)	(2,178)	–	–
	32,507	34,742	–	–
Unbilled revenue from technology operations (Note 4(a))	13,594	24,474	–	–
Contract fulfilment costs (Note 4(c))	3,524	3,236	–	–
Deposits	524	1,314	388	660
Prepaid taxes	57	194	–	–
Prepayments	3,629	2,799	1,013	573
Costs to obtain contracts (Note 4(b))	1,016	1,960	–	–
Other receivables	6,107	10,656	–	–
Loans to associates	160,612	–	–	–
Amounts due from subsidiaries (non-trade)	–	–	1,833,296	2,093,724
Less: Loss allowance	–	–	(10,683)	(10,683)
	–	–	1,822,613	2,083,041
	221,570	79,375	1,824,014	2,084,274

The non-trade amounts due from subsidiaries are unsecured, repayable on demand and are interest-bearing except for amounts totalling \$810,245,000 (2022: \$633,977,000) which are interest-free. Interest is charged on amounts due from certain subsidiaries and is based on interest incurred by the Company in respect of bank loans obtained on behalf of these subsidiaries.

	The Group 31 December	
	2023 \$'000	2022 \$'000
<i>Non-current</i>		
Loans to joint ventures	27,454	76,113
Loans to associates	335,872	492,573
Unbilled rental (Note 15)	2,931	4,374
Unbilled revenue from technology operations (Note 4(a))	9,055	9,527
Contract fulfilment costs (Note 4(c))	420	449
Costs to obtain contracts (Note 4(b))	972	528
	376,704	583,564

Loans to joint ventures and associates are unsecured, not repayable within the next 12 months and are interest-bearing at floating rate except for an amount of \$160,612,000 (2022: Nil) which is repayable within the next 12 months.

At the statement of financial position date, the carrying amounts of loans to joint ventures and associates approximate their fair values.

# NOTES TO THE FINANCIAL STATEMENTS

For the financial year ended 31 December 2023

## 24. TRADE AND OTHER PAYABLES

	The Group 31 December		The Company 31 December	
	2023 \$'000	2022 \$'000	2023 \$'000	2022 \$'000
<i>Current</i>				
Trade payables				
– non-related parties	43,175	42,724	105	199
Rent received in advance	2,189	3,399	–	–
Deferred revenue from technology operations (Note 4(a))	3,862	4,699	–	–
Other payables:				
– rental and other deposits	31,403	37,060	–	–
– accrued interest payable	1,016	727	–	591
– retention monies	6,242	425	–	–
– accrued costs for completed properties	792	1,028	–	–
– accrued operating expenses	55,348	34,875	5,379	3,662
– accrued construction cost	22,217	13,657	–	–
– sundry creditors	4,885	4,730	175	166
– advances from purchasers of property trading (Note 4(a))	4,497	9,218	–	–
– advances from customers of technology operations (Note 4(a))	2,706	1,370	–	–
Amounts due to joint ventures (non-trade)	11,200	12,250	–	–
Amounts due to an associate (non-trade)	2,160	2,160	–	–
Amounts due to subsidiaries (non-trade)	–	–	1,097,530	963,380
	<b>191,692</b>	<b>168,322</b>	<b>1,103,189</b>	<b>967,998</b>

The amounts due to joint ventures and an associate are unsecured, repayable on demand and are interest-free.

The amounts due to subsidiaries are unsecured, repayable on demand and are interest-bearing except for amounts totalling \$6,125,000 (2022: \$47,374,000) which are interest-free.

	The Group 31 December	
	2023 \$'000	2022 \$'000
<i>Non-current</i>		
Rental deposits	49,500	39,618
Deferred revenue from technology operations (Note 4(a))	1,047	1,832
Advances from purchasers of property trading (Note 4(a))	5,400	1,976
	<b>55,947</b>	<b>43,426</b>

At the statement of financial position date, the carrying amounts of non-current trade and other payables approximate their fair values.

# NOTES TO THE FINANCIAL STATEMENTS

For the financial year ended 31 December 2023

## 25. BORROWINGS

	Note	The Group 31 December		The Company 31 December	
		2023 \$'000	2022 \$'000	2023 \$'000	2022 \$'000
<i>Current</i>					
Short-term bank loans (unsecured)	(i)	298,357	2,857	–	2,857
Term loan (secured)	(iii)	11,530	772	–	–
Trade financing	(iv)	11,882	20,194	–	–
Lease liabilities		978	903	1,302	–
		<b>322,747</b>	24,726	<b>1,302</b>	2,857
<i>Non-current</i>					
Revolving credit loans (unsecured)	(ii)	144,760	383,888	–	342,895
Term loan (secured)	(iii)	–	11,962	–	–
Trade financing	(iv)	7,981	9,391	–	–
Lease liabilities		933	1,911	4,014	–
		<b>153,674</b>	407,152	<b>4,014</b>	342,895
Total borrowings		<b>476,421</b>	431,878	<b>5,316</b>	345,752

- (i) The unsecured short-term loans are drawn under various uncommitted floating rate, committed floating and fixed rate revolving credit facilities.
- (ii) The unsecured revolving credit loans are drawn under both committed floating rate and fixed rate revolving credit facilities. The amounts drawn down under the revolving credit facilities which will expire in February 2024 and December 2026 respectively. For the purposes of liquidity risk disclosure (Note 33(c)), the latter had been classified as non-current as the disclosure was based on actual contractual drawdowns to be repaid within two to five years.

The Group has designated GBP 12,000,000 of borrowings as a net investment hedge to hedge against the foreign operation of a joint venture. The currency translation differences on the borrowings relating to the effective portion of the hedge amounting to \$651,000 (2022: \$2,330,000) has been recognised in other comprehensive income. There was no ineffective portion of the hedge that was recognised immediately in income statement.

- (iii) The term loan is secured by way of a legal mortgage over certain property, plant and equipment of a subsidiary with carrying amounts of \$28,091,000 (2022: \$33,782,000).
- (iv) Trade financing relates to financing arrangement with financial institution company for the purchase of computer hardware or equipment. The interest rate is determined at the inception of the financing contract. The amounts are repayable over two or three years.

# NOTES TO THE FINANCIAL STATEMENTS

For the financial year ended 31 December 2023

## 25. BORROWINGS (CONTINUED)

*Fair values of non-current borrowings*

The fair values of non-current borrowings approximate their carrying values except for the fixed rate borrowings. The fair values of the fixed rate borrowings are based on discounted cash flows using a discount rate of 2.0% (2022: 2.0%) based upon the prevailing market interest rates. The fair values are within Level 2 of the fair values hierarchy.

The exposure of the borrowings of the Group and of the Company to interest rate changes and the contractual repricing dates at the statement of financial position dates are as follows:

	The Group 31 December		The Company 31 December	
	2023 \$'000	2022 \$'000	2023 \$'000	2022 \$'000
6 months or less	309,887	3,629	–	2,857
1 to 5 years	144,745	392,282	–	339,326

## 26. DEFERRED INCOME TAXES

Deferred income tax assets and liabilities are offset when there is a legally enforceable right to offset current income tax assets against current income tax liabilities and when the deferred income taxes relate to the same taxation authority.

The amounts, determined after appropriate offsetting, are shown on the statements of financial position as follows:

	The Group 31 December	
	2023 \$'000	2022 \$'000
Deferred income tax assets	380	597
Deferred income tax liabilities	(143,110)	(144,776)
Net deferred tax liabilities	(142,730)	(144,179)

Movements in the net deferred income tax account are as follows:

	The Group	
	2023 \$'000	2022 \$'000
Beginning of financial year	144,179	143,445
Currency translation differences	(18)	(49)
Credited to income statement (Note 8(a))	(1,537)	(7)
Under provision in prior financial years (Note 8(a))	106	790
End of financial year	142,730	144,179

Deferred income tax assets are recognised for tax losses carried forward to the extent that realisation of the related tax benefits through future taxable profits is probable. The Group has unrecognised tax losses of \$27,531,000 (2022: \$27,471,000) at the end of the reporting period which can be carried forward and used to offset against future taxable income subject to those subsidiaries meeting certain statutory requirements in their respective countries of incorporation. The tax losses have no expiry date.



# NOTES TO THE FINANCIAL STATEMENTS

For the financial year ended 31 December 2023

## 26. DEFERRED INCOME TAXES (CONTINUED)

The movements in the deferred income tax assets and liabilities (prior to offsetting of balances within the same tax jurisdiction) are as follows:

### *Deferred income tax liabilities*

	Fair value gain \$'000	Accelerated tax depreciation \$'000	Total \$'000
<b>The Group</b>			
<b>2023</b>			
Beginning of financial year	116,751	28,025	144,776
Currency translation differences (Credited)/charged to income statement	– (2,059)	(18) 305	(18) (1,754)
Underprovision in prior financial years	–	106	106
End of financial year	<u>114,692</u>	<u>28,418</u>	<u>143,110</u>
<b>2022</b>			
Beginning of financial year	118,810	25,769	144,579
Currency translation differences (Credited)/charged to income statement	– (2,059)	(49) 1,515	(49) (544)
Underprovision in prior financial years	–	790	790
End of financial year	<u>116,751</u>	<u>28,025</u>	<u>144,776</u>

### *Deferred income tax assets*

	Tax losses \$'000	Provisions \$'000	Total \$'000
<b>The Group</b>			
<b>2023</b>			
Beginning of the financial year	579	18	597
Charged to income statement	(217)	–	(217)
End of the financial year	<u>362</u>	<u>18</u>	<u>380</u>
<b>2022</b>			
Beginning of the financial year	1,066	68	1,134
Charged to income statement	(487)	(50)	(537)
End of the financial year	<u>579</u>	<u>18</u>	<u>597</u>

# NOTES TO THE FINANCIAL STATEMENTS

For the financial year ended 31 December 2023

## 27. SHARE CAPITAL

	The Group and the Company			
	2023		2022	
	No. of ordinary shares '000	Amount \$'000	No. of ordinary shares '000	Amount \$'000
Beginning and end of financial year	<b>1,432,667</b>	<b>1,565,688</b>	1,432,667	1,565,688

All issued ordinary shares are fully paid. There is no par value for these ordinary shares.

During the year, the Company did not issue (2022: Nil) ordinary shares pursuant to the ESOS. The newly issued shares rank pari passu in all respects with the previously issued shares.

The ("ESOS") to subscribe for ordinary shares of the Company was approved by the shareholders of the Company on 18 May 2001. The extension of the duration of ESOS for a further period of 10 years to 17 May 2021 was approved by the shareholders at the annual general meeting held on 27 April 2011. Other than the aforesaid extension, there has been no change in any other rules of the ESOS. The ESOS has expired on 17 May 2021.

Under the terms of the ESOS, the total number of shares granted shall not exceed 5% of the issued share capital of the Company on the day immediately preceding the offer date of the ESOS. The exercise price is equal to the average of the last done prices per share of the Company's ordinary shares on the Singapore Exchange Securities Trading Limited ("SGX-ST") for five market days immediately preceding the date of the offer.

Principal terms of the ESOS are set out below:

- (i) only full time confirmed executives of the Company or any of its subsidiaries (including executive directors) are eligible for the grant of options;
- (ii) the ESOS shall be in force at the discretion of the Remuneration Committee ("RC") subject to a maximum period of 10 years and may be extended with the approval of the share;
- (iii) all options granted shall be exercisable, in whole or in part (only in respect of 1,000 shares or any multiple thereof), before the tenth anniversary of the Offer Date and in accordance with the following vesting schedule:

Vesting schedule	Percentage of shares over which options are exercisable
On or after the second anniversary of the Offer Date	50%
On or after the third anniversary of the Offer Date	25%
On or after the fourth anniversary of the Offer Date	25%

The vesting and exercising of vested or unexercised options are governed by conditions set out in the ESOS; and

- (iv) participants in the ESOS, shall not, except with the prior approval of the RC in its absolute discretion, be entitled to participate in any other share option schemes or share incentive schemes implemented by companies within or outside the Group. The settlement of options is subject to conditions as set out in the ESOS.

# NOTES TO THE FINANCIAL STATEMENTS

For the financial year ended 31 December 2023

## 27. SHARE CAPITAL (CONTINUED)

Movements in the number of unissued ordinary shares under option and their exercise prices are as follows:

	Beginning of financial year	Granted during financial year	Cancelled during financial year	Exercised during financial year	End of financial year	Exercise price per share	Date of expiry
<b>The Group and the Company</b>							
<b>2023</b>							
2021 Options	488,000	–	(72,000)	–	416,000	\$2.31	02.3.2031
2020 Options	420,000	–	(96,000)	–	324,000	\$2.76	03.3.2030
2019 Options	176,000	–	–	–	176,000	\$2.93	06.3.2029
2018 Options	152,000	–	–	–	152,000	\$3.33	04.3.2028
2017 Options	186,000	–	(18,000)	–	168,000	\$2.91	26.2.2027
2016 Options	170,000	–	(18,000)	–	152,000	\$2.92	28.2.2026
2015 Options	106,000	–	(18,000)	–	88,000	\$3.54	25.2.2025
2014 Options	144,000	–	(24,000)	–	120,000	\$3.15	02.3.2024
2013 Options	172,000	–	(172,000)	–	–	\$2.91	21.2.2023
	<u>2,014,000</u>	<u>–</u>	<u>(418,000)</u>	<u>–</u>	<u>1,596,000</u>		
<b>2022</b>							
2021 Options	548,000	–	(60,000)	–	488,000	\$2.31	02.3.2031
2020 Options	480,000	–	(60,000)	–	420,000	\$2.76	03.3.2030
2019 Options	176,000	–	–	–	176,000	\$2.93	06.3.2029
2018 Options	152,000	–	–	–	152,000	\$3.33	04.3.2028
2017 Options	186,000	–	–	–	186,000	\$2.91	26.2.2027
2016 Options	170,000	–	–	–	170,000	\$2.92	28.2.2026
2015 Options	106,000	–	–	–	106,000	\$3.54	25.2.2025
2014 Options	144,000	–	–	–	144,000	\$3.15	02.3.2024
2013 Options	172,000	–	–	–	172,000	\$2.91	21.2.2023
2012 Options	84,000	–	(84,000)	–	–	\$2.73	26.2.2023
	<u>2,218,000</u>	<u>–</u>	<u>(204,000)</u>	<u>–</u>	<u>2,014,000</u>		

Out of the unexercised options for 1,596,000 (2022: 2,014,000) shares, options for 1,307,000 (2022: 1,272,000) shares are exercisable at the statement of financial position date.

There are no shares exercised in financial year ended 31 December 2023 (2022: Nil).

# NOTES TO THE FINANCIAL STATEMENTS

For the financial year ended 31 December 2023

## 28. DIVIDENDS

	The Group and the Company	
	2023 \$'000	2022 \$'000
Final tax-exempt (one-tier) cash dividend paid in respect of the previous financial year of 3.5 cents per share (2022: 3.5 cents per share) (Note 29)	<b>50,143</b>	50,143

At the Annual General Meeting to be held on 26 April 2024, a final tax-exempt (one-tier) cash dividend of 4.0 cents per share will be recommended. Based on the number of issued shares as at 31 December 2023, this will amount to \$57,306,000 which will be accounted for in shareholders' equity as an appropriation of retained earnings in the financial year ending 31 December 2023.

## 29. RETAINED EARNINGS

The movements in retained earnings for the Company are as follows:

	The Company	
	2023 \$'000	2022 \$'000
Beginning of financial year	<b>426,633</b>	421,010
Net profit	<b>1,838</b>	55,766
Dividends paid (Note 28)	<b>(50,143)</b>	(50,143)
End of financial year	<b>378,328</b>	426,633

## 30. ASSET REVALUATION RESERVE

The asset revaluation reserve, which is non-distributable, arose from the acquisition of the remaining 50% of the issued share capital of Hotel Marina City Private Limited in 2007.

# NOTES TO THE FINANCIAL STATEMENTS

For the financial year ended 31 December 2023

## 31. OTHER RESERVES

	The Group 31 December		The Company 31 December	
	2023 \$'000	2022 \$'000	2023 \$'000	2022 \$'000
Composition:				
Share option reserve (Note (a))	7,225	7,199	7,225	7,199
Fair value reserve (Note (b))	10,255	11,379	–	–
Currency translation reserve (Note (c))	(28,186)	(22,430)	–	–
Hedging reserve (Note (d))	5,351	10,101	–	6,921
	<b>(5,355)</b>	<b>6,249</b>	<b>7,225</b>	<b>14,120</b>

Other reserves are non-distributable.

	The Group and the Company	
	2023 \$'000	2022 \$'000
(a) <i>Share option reserve – Employee share option scheme</i>		
Beginning of financial year	7,199	7,098
Value of employee services	26	101
End of financial year	<b>7,225</b>	<b>7,199</b>

	The Group	
	2023 \$'000	2022 \$'000
(b) <i>Fair value reserve</i>		
Beginning of financial year	11,379	14,981
Fair value losses on financial assets, at FVOCI (Note 11)	(1,130)	(3,614)
Add: Non-controlling interests	6	12
End of financial year	<b>10,255</b>	<b>11,379</b>

# NOTES TO THE FINANCIAL STATEMENTS

For the financial year ended 31 December 2023

## 31. OTHER RESERVES (CONTINUED)

	The Group	
	2023 \$'000	2022 \$'000
(c) <i>Currency translation reserve</i>		
Beginning of financial year	(22,430)	9,190
Net currency translation differences of financial statements of foreign operations	(5,123)	(34,033)
Less: Non-controlling interests	18	83
	(5,105)	(33,950)
Net currency translation differences on borrowings designated as net investment hedge of foreign operations	(651)	2,330
End of financial year	(28,186)	(22,430)

As at 31 December 2023, \$1,145,000 (2022: \$1,796,000) of the currency translation reserve relates to continuing hedges. None of the remaining currency translation reserve relates to hedging relationships.

	The Group 31 December		The Company 31 December	
	2023 \$'000	2022 \$'000	2023 \$'000	2022 \$'000
(d) <i>Hedging reserve – interest rate risk</i>				
Beginning of financial year	10,101	(227)	6,921	(227)
Share of a joint venture's hedging reserve, net of tax	(1,618)	3,180	–	–
Fair value (losses)/gains	(1,300)	7,358	–	7,358
Disposal	–	–	(6,921)	–
	7,183	10,311	–	7,131
Reclassification to income statement				
– Finance expenses (Note 7)	(1,832)	(210)	–	(210)
End of financial year	5,351	10,101	–	6,921

As at 31 December 2023, \$5,351,000 (2022: \$10,101,000) of the hedging reserve relates to continuing hedges.

## 32. COMMITMENTS

Capital commitments

	The Group	
	2023 \$'000	2022 \$'000
Capital expenditure contracted for at the statement of financial position date but not recognised in the financial statements in respect of:		
– investment properties	478,204	92,556
– property, plant and equipment	3,626	22,785
	481,830	115,341

# NOTES TO THE FINANCIAL STATEMENTS

For the financial year ended 31 December 2023

## 33. FINANCIAL RISK MANAGEMENT

### *Financial risk factors*

The Group's activities expose it to market risk (including currency risk, equity price risk and interest rate risk), credit risk and liquidity risk. The Group's overall risk management strategy seeks to minimise any adverse effects from the unpredictability of financial markets on the Group's financial performance. When necessary, the Group uses financial instruments such as currency forwards, interest rate swaps and foreign currency borrowings to hedge certain financial risk exposures.

Financial risk management is carried out in accordance with established policies and guidelines approved by the Board of Directors.

#### (a) *Market risk*

##### (i) *Currency risk*

The Group operates dominantly in Singapore, with some operations in the People's Republic of China and the United Kingdom. Entities in the Group transact in currencies other than their respective functional currencies ("foreign currencies").

Currency risk arises within entities in the Group when transactions are denominated in foreign currencies. As the entities in the Group transact substantially in their respective functional currencies, the currency exposure at the Group is minimal.

In addition, the Group is exposed to currency translation risk on its monetary assets and liabilities denominated in foreign currencies when they are translated at the statement of financial position date. As these revenue, expenses, assets and liabilities are substantially denominated in Singapore Dollars, the currency exposure is minimal.

The Group is exposed to currency translation risk on the net assets in a foreign operation. Currency exposure to the net assets of the Group's foreign operation in United Kingdom are managed primarily through borrowings denominated in GBP designated as a net investment hedge in foreign operations. The Group establishes the hedge ratio of 1:1 by matching the net assets exposure to borrowings designated as hedging instrument.

There was no ineffectiveness in relation to the net investment hedge.

##### (ii) *Equity price risk*

The Group is exposed to equity price risk arising from unquoted equity investments held by the Group which are classified as financial assets, at FVOCI. If the adjusted net asset values of unquoted equity investments at FVOCI had changed by 10% (2022: 10%) with all other variables being held constant, the other comprehensive loss of the Group would have been lower/higher by \$1,341,000 (2022: \$1,454,000) as a result of fair value gains/losses on the financial assets, at FVOCI.

# NOTES TO THE FINANCIAL STATEMENTS

For the financial year ended 31 December 2023

## 33. FINANCIAL RISK MANAGEMENT (CONTINUED)

### (a) Market risk (continued)

#### (iii) Cash flow and fair value interest rate risks

Cash flow interest rate risk is the risk that the future cash flows of a financial instrument will fluctuate because of changes in market interest rates. Fair value interest rate risk is the risk that the fair value of a financial instrument will fluctuate due to changes in market interest rates.

The Group's interest-bearing assets and liabilities mainly relate to amounts due from associates and joint ventures and borrowings respectively. Borrowings at variable rates expose the Group to cash flow interest rate risk. Borrowings obtained at fixed rates expose the Group to fair value interest rate risk.

The Company's interest-bearing assets mainly relate to amounts due from subsidiaries and interest-bearing liabilities relate to an amount due to subsidiaries and borrowings. The Company does not have any exposure to the interest rate risk as all its finance expenses are recharged to these subsidiaries.

The Group monitors the interest rates on borrowings closely to ensure that the borrowings are maintained at favourable rates. The Group also manages these cash flow interest rate risks using floating-to-fixed interest rate swaps. The Group does not hedge 100% of its loans, therefore the hedged item is identified as a proportion of the outstanding amount of the borrowings. As all critical terms matched during the year, the economic relationship was 100% effective.

#### *Hedge effectiveness*

Hedge effectiveness is determined at the inception of the hedging relationship, and through periodic prospective effective assessments to ensure that an economic relationship exists between the hedged item and hedging instrument.

The Group enters into hedge relationships where the critical terms of the hedging instrument match exactly with the terms of the hedged item, and so a qualitative assessment of effectiveness is performed. If changes in circumstances affect the terms of the hedged item such that the critical terms no longer match exactly with the critical terms of the hedging instrument, the Group uses the hypothetical derivative method to assess effectiveness.

There was no ineffectiveness in relation to the cash flow hedge and fair value hedge.

*The Group's variable-rate financial assets and liabilities for which effective hedges have not been entered into are denominated mainly in SGD. If the SGD interest rates increase/decrease by 100 basis points (2022: 100 basis points) with all other variables including tax rate being held constant, the profit after tax for the Group would have been lower/higher by \$756,000 (2022: \$2,506,000) as a result of higher/lower interest expense on these borrowings.*



# NOTES TO THE FINANCIAL STATEMENTS

For the financial year ended 31 December 2023

## 33. FINANCIAL RISK MANAGEMENT (CONTINUED)

### (b) Credit risk

Credit risk refers to the risk that a counterparty will default on its contractual obligations, resulting in financial loss to the Group. The Group's and the Company's major classes of financial assets subject to credit risks are loans and receivables which include cash and bank balances. For trade and other receivables, the Group adopts the policy of dealing only with customers and counterparties of appropriate credit history, and obtaining sufficient security such as deposits and bankers' guarantees where appropriate to mitigate credit risk. Bank deposits were mainly placed with financial institutions which have high credit ratings.

Credit exposure to individual customers or counterparties for the revenue streams mentioned above are also generally restricted by credit limits that are approved by the respective management at the entity level based on ongoing credit evaluation. The counterparty's payment pattern and credit exposure are continuously monitored at the entity level by the respective management and by Group management.

For trade receivables and unbilled revenue from property trading, the Group has policies in place to ensure that sales are made to purchasers with appropriate financial strength and after obtaining sufficient security such as deposits. If a purchaser defaults on payments, the Group may enforce payments via legal proceedings or if the purchaser is assessed to be insolvent, the Group may resume possession of the units, retain a portion of the purchaser's deposits from payments made to date, and resell the property. Unless the selling price falls by more than the portion of purchaser's deposits retained, which is remote, the Group would not be in a loss position in selling those properties.

For trade receivables from property investments, the Group typically collects deposits or banker's guarantees of at least three months of the monthly lease rental. All late payments are monitored closely and followed up with active chasing or legal action if necessary. The Group also regularly reviews the recoverable amount of each individual trade receivable to ensure that adequate impairment losses are made for irrecoverable amounts.

The Group's revenue from hotel ownership and operations do not give rise to significant trade receivables as the value of transactions are low and transactions are mainly settled through cash or credit card which have a short collection period. For all other trade receivables from hotel ownership and operations, management makes periodic collective assessments as well as individual assessment on the recoverability of trade receivables based on historical settlement records and past experience.

For trade receivables from marketing and management services and technology operations and unbilled revenue from technology operations, the Group has monitoring procedures in place to ensure that follow-up action is taken to recover overdue debts. In addition, the Group regularly reviews the recoverable amount of each individual trade receivable to ensure that adequate impairment losses are made for irrecoverable amounts.

There are no significant concentrations of credit risk, with exposure spread over a large number of counterparties and customers.

As the Group and the Company do not hold collateral, the maximum exposure to credit risk to each class of financial instruments is the carrying amount of that class of financial instruments presented on the statement of financial position, except for corporate guarantee provided by the Company in respect of a banking facility granted to a joint venture as disclosed in Note 13.

# NOTES TO THE FINANCIAL STATEMENTS

For the financial year ended 31 December 2023

## 33. FINANCIAL RISK MANAGEMENT (CONTINUED)

### (b) Credit risk (continued)

The movements in credit loss allowance are as follows:

	The Group	
	2023 \$'000	2022 \$'000
Beginning of financial year	2,178	3,897
Loss allowance recognised in income statement during the year on:		
– Reversal of unutilised amount	(22)	(99)
Receivables written off as uncollectible	(152)	(1,620)
End of financial year	<b>2,004</b>	<b>2,178</b>

### (i) Trade receivables, unbilled rental and unbilled revenue

In measuring the expected lifetime credit losses, trade receivables, unbilled rental and unbilled revenue are grouped based on shared credit risk characteristics and days past due. The Group has therefore concluded that the expected loss rates for trade receivables are a reasonable approximation of the loss rates for the unbilled rental and unbilled revenue.

In calculating the expected credit loss rates, the Group considers historical loss rates for customers, including property trading, property investment, hotel ownership and operations, management services and technology operations, and adjusts to reflect current and forward-looking macroeconomic factors affecting the ability of the customers to settle the receivables. Management has considered, among other factors (including forward-looking information), the Group's and the Company's historical loss pattern over the last three financial years, its ability to resume possession of units for the property trading business, the existence of deposits and banker's guarantees for the property investment business, as well as the relatively low value of transactions and manner in which these are settled i.e. by cash and credit card for the Group's hotel ownership and operation business.

Based on the above, management concluded that the expected credit loss rate for trade receivables, unbilled rental and unbilled revenue is not material. The loss allowance provision for trade receivables, unbilled rental and unbilled revenue was assessed as not material.

Trade receivables, unbilled rental and unbilled revenue are written off when there is no reasonable expectation of recovery such as a debtor failing to engage in repayment plan with the Group. Where receivables are written off, the Group continues to engage in enforcement activity to attempt to recover the receivables due. Where recoveries are made, these are recognised in income statement.

# NOTES TO THE FINANCIAL STATEMENTS

For the financial year ended 31 December 2023

## 33. FINANCIAL RISK MANAGEMENT (CONTINUED)

### (b) Credit risk (continued)

#### (iii) Amounts due from subsidiaries, associates and joint ventures

For other trade and other receivables and amounts due from subsidiaries, the Company has assessed that its subsidiaries have strong financial capacity to meet the contractual obligation and considered to have low credit risk.

For other trade and other receivables and amounts due from associates and joint ventures, the Group monitors the credit risk of the associates and joint ventures based on past due information to assess if there is any significant increase in credit risk and assessed that its associates and joint ventures have financial capacity to meet the contractual obligation and considered to have low credit risk. The associates and joint ventures have made interest payments on a timely basis and considered to have low risk of default. The loan balances are measured on 12-month expected credit losses. The credit loss is immaterial.

The Group considers both quantitative and qualitative information that is reasonable and supportable, including historical payment experience and the corresponding historical credit loss rates, and adjusted for forward-looking macroeconomic factors.

These financial assets are assessed as credit-impaired when one or more events that have a detrimental impact on the estimated future cash flows of that financial asset have occurred. Evidence that a financial asset is credit-impaired includes observable data about events, including but not limited to significant financial difficulty of the borrower or a breach of contract, such as a default or past due event.

### (c) Liquidity risk

The table below analyses financial liabilities of the Group and the Company into relevant maturity groupings based on the remaining period from the statement of financial position date to the contractual maturity date. The amounts disclosed in the table are the contractual undiscounted cash flows. Balances due within 12 months equal their carrying amounts as the impact of discounting is not significant.

	Less than 1 year \$'000	Between 1 and 2 years \$'000	Between 2 and 5 years \$'000	Over 5 years \$'000
<b>The Group</b>				
<b>At 31 December 2023</b>				
Trade and other payables	(173,219)	(18,324)	(27,863)	(3,244)
Derivative financial instruments	(156)	(63)	–	–
Lease liabilities	(983)	(725)	(210)	–
Borrowings (excluding lease liabilities)	(335,488)	(5,498)	(151,646)	–
	(509,846)	(24,610)	(179,719)	(3,244)
<b>At 31 December 2022</b>				
Trade and other payables	(144,535)	(17,803)	(19,812)	(2,004)
Derivative financial instruments	(72)	(41)	–	–
Lease liabilities	(947)	(974)	(909)	–
Borrowings (excluding lease liabilities)	(33,173)	(217,458)	(206,571)	–
	(178,727)	(236,276)	(227,292)	(2,004)

# NOTES TO THE FINANCIAL STATEMENTS

For the financial year ended 31 December 2023

## 33. FINANCIAL RISK MANAGEMENT (CONTINUED)

### (c) Liquidity risk (continued)

	Less than 1 year \$'000	Between 1 and 2 years \$'000	Between 2 and 5 years \$'000
<b>The Company</b>			
<b>At 31 December 2023</b>			
Trade and other payables	(1,103,169)	–	–
Lease liabilities	(1,378)	(1,378)	(2,871)
Borrowings (excluding lease liabilities)	–	–	–
	<u>(1,104,547)</u>	<u>(1,378)</u>	<u>(2,871)</u>
<b>At 31 December 2022</b>			
Trade and other payables	(967,439)	–	–
Lease liabilities	–	–	–
Borrowings (excluding lease liabilities)	(11,567)	(156,004)	(205,080)
	<u>(979,006)</u>	<u>(156,004)</u>	<u>(205,080)</u>

The Group's and the Company's policy on liquidity risk management is to maintain sufficient cash to enable them to meet their normal operating commitments and the availability of funding through adequate amounts of credit facilities with various banks. At the statement of financial position date, assets held by the Group and the Company for managing liquidity risk included cash and short-term deposits as disclosed in Note 20.

### (d) Capital risk

The Group's main objective when managing capital is to safeguard the Group's ability to continue as a going concern and aim to maintain an optimal capital structure so as to maximise shareholders' value. In order to maintain or achieve an optimal capital structure, the Group may, subject to the necessary approvals from the shareholders, the lending bank, other creditors and/or the regulatory authorities, adjust the amount of dividend payment, return capital to shareholders, issue new shares or obtain new borrowings.

Management monitors capital based on a gearing ratio. The gearing ratio is calculated as net debt divided by total equity. Net debt is calculated as borrowings less cash and cash equivalents.

	The Group 31 December		The Company 31 December	
	2023 \$'000	2022 \$'000	2023 \$'000	2022 \$'000
Net debt	287,082	247,181	4,543	344,868
Total equity	8,815,788	8,619,817	1,951,241	2,006,441
Gearing ratio	3%	3%	1%	17%

The Group and the Company are required under financial covenants of certain bank facilities to maintain a certain level of total net worth and total liabilities to total net worth ratio. The Group and the Company, where applicable, are in compliance, with all externally imposed capital requirements for the financial years ended 31 December 2023 and 2022.

# NOTES TO THE FINANCIAL STATEMENTS

For the financial year ended 31 December 2023

## 33. FINANCIAL RISK MANAGEMENT (CONTINUED)

### (e) Fair value measurements

The following table presents assets and liabilities measured at fair value and classified by level of the following fair value measurement hierarchy:

- (a) quoted prices (unadjusted) in active markets for identical assets or liabilities (Level 1);
- (b) inputs other than quoted prices included within Level 1 that are observable for the asset or liability, either directly (i.e. as prices) or indirectly (i.e. derived from prices) (Level 2); and
- (c) inputs for the asset or liability that are not based on observable market data (unobservable inputs) (Level 3).

See Note 15 for disclosure of the investment properties that are measured at fair value.

	Level 1 \$'000	Level 2 \$'000	Level 3 \$'000	Total \$'000
<b>The Group</b>				
<b>31 December 2023</b>				
<i>Assets</i>				
Derivative financial instruments	–	3,789	–	3,789
Financial assets, at FVOCI	–	–	13,414	13,414
<i>Liabilities</i>				
Derivative financial instruments	–	219	–	219
<b>31 December 2022</b>				
<i>Assets</i>				
Derivative financial instruments	–	6,921	–	6,921
Financial assets, at FVOCI	–	–	14,544	14,544
<i>Liabilities</i>				
Derivative financial instruments	–	113	–	113
<b>The Company</b>				
<b>31 December 2023</b>				
<i>Assets</i>				
Derivative financial instruments	–	–	–	–
<b>31 December 2022</b>				
<i>Assets</i>				
Derivative financial instruments	–	6,921	–	6,921

# NOTES TO THE FINANCIAL STATEMENTS

For the financial year ended 31 December 2023

## 33. FINANCIAL RISK MANAGEMENT (CONTINUED)

### (e) Fair value measurements (continued)

The fair value of financial instruments that are not traded in an active market is determined by using valuation techniques. The Group and the Company use a variety of methods and make assumptions that are based on market conditions existing at the end of each reporting period. The fair value of interest rate swaps is calculated as the present value of the estimated future cash flows. The fair value of forwards foreign exchange contracts is determined using quoted forward currency rates at the statement of financial position date. These investments are classified as Level 2.

The following table presents the changes in Level 3 instruments:

	The Group	
	2023 \$'000	2022 \$'000
Financial assets, at FVOCI		
Beginning of the financial year	14,544	18,158
Fair value losses recognised in other comprehensive income	(1,130)	(3,614)
End of the financial year	13,414	14,544

Valuation techniques and inputs used in Level 3 fair value measurements

Type	Valuation technique	Significant unobservable inputs	Range of significant unobservable inputs	Relationship of significant unobservable inputs to fair value
Financial assets, at FVOCI	Net asset value of the investee entity adjusted for the lack of liquidity and marketability of the unlisted equity instrument.	Net asset value Adjustment for lack of liquidity and marketability.	Not applicable Adjustment of 40% (2022: 40%).	Not applicable The higher the adjustment for lack of liquidity and marketability, the lower the fair value.

The carrying value less impairment provision of trade receivables and payables are assumed to approximate their fair values.

There is no transfer between Level 1, Level 2, and Level 3 of the fair value hierarchy for the financial years ended 31 December 2023 and 2022.

# NOTES TO THE FINANCIAL STATEMENTS

For the financial year ended 31 December 2023

## 33. FINANCIAL RISK MANAGEMENT (CONTINUED)

### (f) Financial instruments by category

The carrying amount of the different categories of financial instruments are as follows:

	The Group 31 December		The Company 31 December	
	2023 \$'000	2022 \$'000	2023 \$'000	2022 \$'000
Financial assets, at FVOCI	13,414	14,544	–	–
Financial assets, at FVPL	3,789	6,921	–	6,921
Financial liabilities, at FVPL	219	113	–	–
Financial assets, at amortised cost	755,409	804,469	1,823,774	2,084,584
Financial liabilities, at amortised cost	700,156	616,758	1,108,505	1,313,749

## 34. RELATED PARTY TRANSACTIONS

For the purpose of these financial statements, parties are considered to be related to the Group if the Group has the direct and indirect ability to control the party, jointly control or exercise significant influence over the party in making financial and operating decisions, or vice versa, or where the Group and the party are subject to common control or significant influence. Related parties may be individuals or other entities.

### (a) Sales and purchases of goods and services

In addition to the information disclosed elsewhere in the financial statements, the following transactions took place between the Group and related parties at terms agreed between the parties:

	The Group	
	2023 \$'000	2022 \$'000
<u>Transactions with associates</u>		
Marketing fee income	1,206	1,871
Project management fee income	425	480
Asset management fee income	176	–
<u>Transactions with ultimate holding company</u>		
Sales of goods and services	887	325
Fees paid for software license, project implementation and support services	693	327
<u>Transactions with fellow subsidiaries</u>		
Sales and purchases of goods and services	4,426	2,810
Income from hotel and function room facilities	275	124
Fees paid for management of hotel	19,285	11,704

# NOTES TO THE FINANCIAL STATEMENTS

For the financial year ended 31 December 2023

## 34. RELATED PARTY TRANSACTIONS (CONTINUED)

### (b) Key management personnel compensation

Key management's remuneration included fees, salary, bonus and other emoluments (including benefits-in-kind) computed based on the cost incurred by the Group, and where the Group did not incur any costs, the value of the benefit is included. The total key management's remuneration is as follows:

	The Group	
	2023 \$'000	2022 \$'000
Directors' fees	585	641
Salaries, bonus and other emoluments	3,318	2,958
Employer's contribution to defined contribution plan	101	100
Share option expense	33	93
	<b>4,037</b>	<b>3,792</b>

Total compensation to directors of the Company included in above amounted to \$1,783,000 (2022: \$1,808,000).

## 35. SEGMENT INFORMATION

For management purposes, the Group is organised into business units based on their products and services, and has four reportable operating segments as follows:

- Property investment – leasing of commercial office properties and retail space;
- Property trading – development of properties for trading;
- Hotel operations – operation of hotels;
- Technology operations – distribution of computers and related product, provision of systems integration and networking infrastructure services; and
- Others – investment in shares and provision of property management, project management, marketing management and related services.



# NOTES TO THE FINANCIAL STATEMENTS

For the financial year ended 31 December 2023

## 35. SEGMENT INFORMATION (CONTINUED)

	Property investment		Property trading		Hotel operations		Technology operations		Others		The Group	
	2023 \$'000	2022 \$'000	2023 \$'000	2022 \$'000	2023 \$'000	2022 \$'000	2023 \$'000	2022 \$'000	2023 \$'000	2022 \$'000	2023 \$'000	2022 \$'000
<b>Revenue</b>												
Total segment revenue	248,630	256,755	38,977	54,355	283,440	195,693	110,083	100,325	20,640	21,202	701,770	628,330
Inter-segment revenue	(1,533)	(1,775)	–	–	–	–	–	–	(15,684)	(15,603)	(17,217)	(17,378)
<b>Revenue – External sales</b>	<b>247,097</b>	<b>254,980</b>	<b>38,977</b>	<b>54,355</b>	<b>283,440</b>	<b>195,693</b>	<b>110,083</b>	<b>100,325</b>	<b>4,956</b>	<b>5,599</b>	<b>684,553</b>	<b>610,952</b>
<b>Segment results – Company and subsidiaries</b>	<b>159,813</b>	<b>169,360</b>	<b>7,433</b>	<b>3,497</b>	<b>94,069</b>	<b>55,957</b>	<b>10,428</b>	<b>9,760</b>	<b>6,108</b>	<b>8,437</b>	<b>277,851</b>	<b>247,011</b>
Share of results of associates	13,709	14,960	24,545	58,421	(11,760)	6,569	–	–	–	–	26,494	79,950
Share of results of joint ventures	(27,839)	(5,743)	2,678	6,314	–	–	–	–	–	–	(25,161)	571
Unallocated costs											(19,626)	(11,293)
<b>Adjusted EBITDA*</b>											<b>259,558</b>	<b>316,239</b>
Depreciation	(474)	(555)	–	–	(47,188)	(43,225)	(750)	(695)	(586)	(245)	(48,998)	(44,720)
<b>Adjusted EBIT*</b>											<b>210,560</b>	<b>271,519</b>
Interest income											29,262	21,834
Finance expenses											(10,726)	(12,518)
<b>Profit before fair value and other gains</b>											<b>229,096</b>	<b>280,835</b>
Net fair value gain on investment properties	109,356	233,046	–	–	–	–	–	–	–	–	109,356	233,046
<b>Profit before income tax</b>											<b>338,452</b>	<b>513,881</b>
<b>Segment assets</b>	<b>7,161,456</b>	<b>6,802,953</b>	<b>551,022</b>	<b>628,800</b>	<b>1,131,804</b>	<b>1,143,933</b>	<b>104,807</b>	<b>103,115</b>	<b>66,535</b>	<b>35,839</b>	<b>9,015,624</b>	<b>8,714,640</b>
Investments in associates	287,174	283,665	283,633	266,746	73,666	85,426	–	–	–	–	644,473	635,837
Investments in joint ventures	28,770	56,476	37,982	36,337	–	–	–	–	–	–	66,752	92,813
Unallocated assets											4,169	7,518
<b>Consolidated total assets</b>											<b>9,731,018</b>	<b>9,450,808</b>
<b>Segment liabilities</b>	<b>135,081</b>	<b>110,540</b>	<b>7,682</b>	<b>16,550</b>	<b>60,824</b>	<b>47,854</b>	<b>52,098</b>	<b>58,707</b>	<b>13,728</b>	<b>10,496</b>	<b>269,413</b>	<b>244,147</b>
Unallocated liabilities											645,817	586,844
<b>Consolidated total liabilities</b>											<b>915,230</b>	<b>830,991</b>
<b>Other segment items</b>												
Additions during the financial year to:												
– property, plant and equipment	4,011	1,205	–	–	27,024	13,330	350	168	2,386	1,105	33,771	15,808
– investment properties	294,147	66,071	–	–	–	–	–	–	–	–	294,147	66,071
Depreciation	474	555	–	–	47,188	43,225	750	695	586	245	48,998	44,720

\* Earnings before interest, tax, depreciation and amortisation (EBITDA) and Earnings before interest and tax (EBIT) adjusted to exclude fair value gains/losses on subsidiaries' investment properties and other gains/losses which are not operational in nature.

# NOTES TO THE FINANCIAL STATEMENTS

For the financial year ended 31 December 2023

# NOTES TO THE FINANCIAL STATEMENTS

For the financial year ended 31 December 2023

## 35. SEGMENT INFORMATION (CONTINUED)

### Revenue from major products and services

Revenue from external customers are derived mainly from the Group's property trading, property investment, hotel operations and technology operations. A breakdown of the revenues from external customers for each of these categories is shown in Note 4.

### Geographical information

Singapore is the home country of the Company which is also an operating company. The areas of operation are holding of investment properties for leasing, property development and trading, investment holding, property management, and investment in hotels and retail centres.

Revenue is based on the country in which the sale is originated. Non-current assets (excluding financial instruments and deferred income tax assets) are shown by the geographical area in which the assets are located.

	Revenue		Non-current assets 31 December	
	2023 \$'000	2022 \$'000	2023 \$'000	2022 \$'000
Singapore	<b>669,814</b>	603,904	<b>8,612,949</b>	8,204,813
Other countries	<b>14,739</b>	7,048	<b>288,621</b>	328,310
	<b>684,553</b>	610,952	<b>8,901,570</b>	8,533,123

There is no single external customer who contributes 10% or more of the Group's revenue during the financial years ended 31 December 2023 and 2022.

## 36. IMMEDIATE AND ULTIMATE HOLDING COMPANY

The Company's immediate holding company is UOL Equity Investments Pte Ltd, incorporated in Singapore. The ultimate holding company is UOL Group Limited, incorporated in Singapore.

# NOTES TO THE FINANCIAL STATEMENTS

For the financial year ended 31 December 2023

## 37. NEW OR REVISED ACCOUNTING STANDARDS AND INTERPRETATIONS

Below are the mandatory standards, amendments and interpretations to existing standards that have been published, and are relevant for the Group's accounting periods beginning on or after 1 January 2024 and which the Group has not early adopted.

**Amendments to SFRS(I) 1-1 Presentation of Financial Statements:** Classification of Liabilities as Current or Non-current (effective for annual periods beginning on or after 1 January 2024).

Non-current Liabilities with Covenants (effective for annual periods beginning on or after 1 January 2024).

The narrow-scope amendments to SFRS(I) 1-1 Presentation of Financial Statements clarify that liabilities are classified as either current or non-current, depending on the rights that exist at the end of the reporting period. Classification is unaffected by the expectations of the entity or events after the reporting date (e.g. the receipt of a waiver or a breach of covenant).

Covenants of loan arrangements will not affect classification of a liability as current or non-current at the reporting date if the entity must only comply with the covenants after the reporting date. However, if the entity must comply with a covenant either before or at the reporting date, this will affect the classification as current or non-current even if the covenant is only tested for compliance after the reporting date.

The amendments require disclosures if an entity classifies a liability as non-current and that liability is subject to covenants that the entity must comply with within 12 months of the reporting date. The disclosures include:

- the carrying amount of the liability,
- information about the covenants, and
- facts and circumstances, if any, that indicate that the entity may have difficulty complying with the covenants.

The amendments also clarify what SFRS(I) 1-1 means when it refers to the 'settlement' of a liability. Terms of a liability that could, at the option of the counterparty, result in its settlement by the transfer of the entity's own equity instrument can only be ignored for the purpose of classifying the liability as current or non-current if the entity classifies the option as an equity instrument. However, conversion options that are classified as a liability must be considered when determining the current/non-current classification of a convertible note.

The Group does not expect any significant impact arising from applying these amendments.

# NOTES TO THE FINANCIAL STATEMENTS

For the financial year ended 31 December 2023

## 37. NEW OR REVISED ACCOUNTING STANDARDS AND INTERPRETATIONS (CONTINUED)

**Amendments to SFRS(I) 1-7 Statement of Cash Flows and SFRS(I) 7 Financial Statements: Disclosures:** Supplier finance arrangements (effective for annual periods beginning on or after 1 January 2024).

The amendments clarify the characteristics of supplier finance arrangements ("SFA") and introduce new disclosures of such arrangements. The objective of the new disclosures is to provide information about supplier finance arrangements that enables investors to assess the effects on an entity's liabilities, cash flows and the exposure to liquidity risk.

There is a transitional relief of not requiring comparative information in the first year, and also not requiring disclosure of specified opening balances.

The amendments will be effective for annual periods beginning on or after 1 January 2024. Early adoption is permitted.

The Group does not expect any significant impact arising from applying these amendments.amendments.

**Amendments to SFRS(I) 16 Leases:** Lease liability in a Sale and Leaseback (effective for annual periods beginning on or after 1 January 2024).

The narrow-scope amendments to SFRS(I) 16 explain how an entity accounts for a sale and leaseback after the date of the transaction.

The amendments specify that, in measuring the lease liability subsequent to the sale and leaseback, the seller-lessee determines 'lease payments' and 'revised lease payments' in a way that does not result in the seller-lessee recognising any amount of the gain or loss that relates to the right of use that it retains. This could particularly impact sale and leaseback transactions where the lease payments include variable payments that do not depend on an index or a rate.

The Group does not expect any significant impact arising from applying these amendments.

## 38. AUTHORISATION OF FINANCIAL STATEMENTS

These financial statements were authorised for issue in accordance with a resolution of the Board of Directors of Singapore Land Group Limited on 23 February 2024.

# NOTES TO THE FINANCIAL STATEMENTS

For the financial year ended 31 December 2023

## 39. LISTING OF SUBSIDIARIES, ASSOCIATES AND JOINT VENTURES IN THE GROUP

	Principal activities	Country of incorporation/ business	The Group's equity holding	
			31 December	2022
			2023	2022
			%	%
<i>Subsidiaries</i>				
UIC Development (Private) Limited	Investment holding	Singapore	<b>100</b>	100
UIC Enterprise Pte Ltd	Investment holding	Singapore	<b>100</b>	100
UIC Investment Pte Ltd	Property trading	Singapore	<b>100</b>	100
UIC Investments (Properties) Pte Ltd	Property investment	Singapore	<b>100</b>	100
UIC Land Pte Ltd	Property investment	Singapore	<b>100</b>	100
Singland Management Services Pte. Ltd.	Property management agents	Singapore	<b>100</b>	100
Active Building & Civil Construction (1985) Pte. Ltd.	Investment holding	Singapore	<b>100</b>	100
Singland Treasury Services Pte. Ltd.	Treasury Services	Singapore	<b>100</b>	100
UIC China Realty Pte. Ltd.	Investment holding	Singapore	<b>100</b>	100
Singland Overseas Investments Pte. Ltd.	Investment holding	Singapore	<b>100</b>	100
Alprop Pte Ltd	Property investment	Singapore	<b>100<sup>++</sup></b>	100 <sup>++</sup>
Singland Properties Limited	Investment holding	Singapore	<b>100<sup>+</sup></b>	100 <sup>+</sup>
Gateway Land Limited	Property investment	Singapore	<b>100<sup>+</sup></b>	100 <sup>+</sup>
Ideal Homes Pte. Limited	Property trading	Singapore	<b>100<sup>+</sup></b>	100 <sup>+</sup>
Realty Management Services (Pte) Ltd.	Property management agents	Singapore	<b>100<sup>+</sup></b>	100 <sup>+</sup>
RMA-Land Development Private Ltd	Investment holding	Singapore	<b>100<sup>+</sup></b>	100 <sup>+</sup>
S. L. Realty Pte. Ltd.	Property investment and investment holding	Singapore	<b>100<sup>+</sup></b>	100 <sup>+</sup>

# NOTES TO THE FINANCIAL STATEMENTS

For the financial year ended 31 December 2023

## 39. LISTING OF SUBSIDIARIES, ASSOCIATES AND JOINT VENTURES IN THE GROUP (CONTINUED)

	Principal activities	Country of incorporation/ business	The Group's equity holding	
			31 December	
			2023	2022
			%	%
<i>Subsidiaries (continued)</i>				
Singland (Chengdu) Development Co., Ltd. #	Property trading	People's Republic of China	100 <sup>+</sup>	100 <sup>+</sup>
Singland Development (Farrer Drive) Pte. Ltd.	Property trading	Singapore	100 <sup>+</sup>	100 <sup>+</sup>
Singland Development (Jervois) Pte. Ltd.	Property trading	Singapore	100 <sup>+</sup>	100 <sup>+</sup>
Singland Homes (Alexandra) Pte. Ltd.	Property trading	Singapore	100 <sup>+</sup>	100 <sup>+</sup>
S.L. Development Pte. Limited	Property investment and investment holding	Singapore	100 <sup>+</sup>	100 <sup>+</sup>
S L Prime Properties Pte Ltd	Property investment	Singapore	100 <sup>+</sup>	100 <sup>+</sup>
S L Prime Realty Pte Ltd	Property investment	Singapore	100 <sup>+</sup>	100 <sup>+</sup>
S.L. Properties Limited	Property investment and investment holding	Singapore	100 <sup>+</sup>	100 <sup>+</sup>
Pothonier Singapore Pte Ltd	Investment holding	Singapore	100 <sup>+</sup>	100 <sup>+</sup>
Shenton Holdings Private Limited	Investment holding	Singapore	100 <sup>+</sup>	100 <sup>+</sup>
Singland China Holdings Pte. Ltd.	Investment holding	Singapore	100 <sup>+</sup>	100 <sup>+</sup>
Singland Commercial Properties Pte. Ltd.	Real estate developers	Singapore	100	100
Singland Homes Pte. Ltd.	Investment holding	Singapore	100 <sup>+</sup>	100 <sup>+</sup>
S.L. Home Loans Pte. Ltd.	Investment holding	Singapore	100 <sup>+</sup>	100 <sup>+</sup>
Singland Residential Development Pte. Ltd.	Investment holding	Singapore	100	100
UIC Asian Computer Services Pte Ltd	Retailing of computer hardware and software	Singapore	60	60
UIC Technologies Pte Ltd	Investment holding	Singapore	60	60

# NOTES TO THE FINANCIAL STATEMENTS

For the financial year ended 31 December 2023

## 39. LISTING OF SUBSIDIARIES, ASSOCIATES AND JOINT VENTURES IN THE GROUP (CONTINUED)

	Principal activities	Country of incorporation/ business	The Group's equity holding	
			31 December	
			2023	2022
			%	%
<i>Subsidiaries (continued)</i>				
Marina Centre Holdings Private Limited	Property development and investment in hotels	Singapore	<b>77</b>	77
Marina Management Services Pte Ltd	Property management agents	Singapore	<b>77</b>	77
Hotel Marina City Private Limited	Hotelier	Singapore	<b>77</b>	77
Aquamarina Hotel Private Limited	Hotelier	Singapore	<b>58</b>	58
UIC JinTravel (Tianjin) Co., Ltd #	Property investment, trading and hotelier	People's Republic of China	<b>100</b>	100
<i>Associates</i>				
Avenue Park Development Pte. Ltd.	Property trading	Singapore	<b>48</b>	48
Shanghai Jin Peng Realty Co., Ltd #	Property trading	People's Republic of China	<b>30</b>	30
Marina Bay Hotel Private Limited	Hotelier	Singapore	<b>39</b>	39
Novena Square Development Ltd	Property investment	Singapore	<b>20</b>	20
Novena Square Investments Ltd	Property investment	Singapore	<b>20</b>	20
United Venture Development (Silat) Pte. Ltd.	Property trading	Singapore	<b>30</b>	30
United Venture Development (Clementi 1) Pte. Ltd.	Property trading	Singapore	<b>20</b>	20
Marina Promenade Limited	Place management	Singapore	<b>19</b>	19
United Venture Development (2020) Pte. Ltd.	Property trading	Singapore	<b>30</b>	30
United Venture Development (2022) Pte. Ltd.	Property trading	Singapore	<b>20</b>	20

# NOTES TO THE FINANCIAL STATEMENTS

For the financial year ended 31 December 2023

## 39. LISTING OF SUBSIDIARIES, ASSOCIATES AND JOINT VENTURES IN THE GROUP (CONTINUED)

	Principal activities	Country of incorporation/ business	The Group's equity holding	
			31 December	
			2023	2022
			%	%
<i>Associates (continued)</i>				
United Venture Development (Watten) Pte. Ltd.	Property trading	Singapore	20	20
United Venture Development (No. 5) Pte. Ltd.	Property trading	Singapore	20	20
United Venture Development (Meyer) Pte. Ltd.	Property trading	Singapore	20	20
United Venture Development (No. 9) Pte. Ltd. <sup>^^</sup>	Investment holding	Singapore	40	–
United Venture Development (No. 10) Pte. Ltd. <sup>^^</sup>	Investment holding	Singapore	40	–
<i>Joint ventures</i>				
United Venture Development (Bedok) Pte. Ltd.	Property trading	Singapore	50	50
United Venture Development (Clementi) Pte. Ltd.	Property trading	Singapore	50	50
UVD (Projects) Pte. Ltd.	Property trading	Singapore	50	50
United Venture Investments (HI) Pte. Ltd.	Property investment	Singapore/ United Kingdom	50	50



# NOTES TO THE FINANCIAL STATEMENTS

For the financial year ended 31 December 2023

## 39. LISTING OF SUBSIDIARIES, ASSOCIATES AND JOINT VENTURES IN THE GROUP (CONTINUED)

	Country of incorporation/ business	The Group's equity holding 31 December	
		2023 %	2022 %
<b>Inactive companies</b>			
<i>Subsidiaries</i>			
UIC Commodities Pte Ltd <sup>^</sup>	Singapore	100	100
UIC Printedcircuits Pte Ltd <sup>^</sup>	Singapore	100	100
Interpex Services Private Limited	Singapore	100 <sup>+</sup>	100 <sup>+</sup>
Singland Homes (London 90) Pte. Ltd. <sup>^</sup>	Singapore	100 <sup>+</sup>	100 <sup>+</sup>
United Venture Development (Thomson) Pte. Ltd. <sup>^^^</sup>	Singapore	–	50
<i>Associates</i>			
Peak Venture Pte. Ltd. <sup>*</sup>	Singapore	30	30
United Venture Investments (No. 1) Pte. Ltd.	Singapore	20	20
United Venture Development (2022) Pte. Ltd.	Singapore	20	20
United Venture Development (No. 1) Pte. Ltd.	Singapore	42	42
United Venture Development (No. 3) Pte. Ltd.	Singapore	20	20
United Venture Development (No. 7) Pte. Ltd. <sup>^^</sup>	Singapore	20	–
United Venture Development (No. 8) Pte. Ltd. <sup>^^</sup>	Singapore	20	–
Qinruijia (Shanghai) Real Estate Co.Ltd	People's Republic of China	30	30

### Notes

+ Effective interest is 99.7%.

++ Effective interest is 99.8%.

^^ Newly incorporated during the financial year.

^^^ Dissolved in November 2023.

All the subsidiaries, associates and joint ventures are audited by PricewaterhouseCoopers LLP, Singapore except for the following:

# Audited by the network of member firms of PricewaterhouseCoopers International Limited.

\* Audited by other auditors. These companies are not considered significant associates under the SGX-ST Listing Manual.

^ Not required to be audited as these companies are considered dormant and exempted from audit under the Companies Act.

# FURTHER INFORMATION ON BOARD OF DIRECTORS

---

## **Wee Ee Lim, 62**

Chairman

Non-Executive and Non-Independent

Mr Wee Ee Lim first appointed on 28 May 1999, was appointed Chairman on 31 March 2023 and last re-elected as Director on 28 April 2023.

Mr Wee is the President and Chief Executive Officer of Haw Par Corporation Limited, a Mainboard-listed company with businesses in the healthcare, leisure, property, and investment sectors. Mr Wee joined the Haw Par Group in 1986 and was appointed President and Chief Executive Officer in 2003. He has been closely involved in the management and growth of the Haw Par Group for more than 30 years.

Mr Wee was appointed Chairman of UOL on 27 February 2024. Prior to this, he had been the Deputy Chairman of UOL since 2015.

### **SingLand Board Committee(s)**

- Nil

### **Present Directorship(s) and Other Principal Commitment(s)**

- UOL Group Limited\* (Chairman)
- Haw Par Corporation Limited\* (Director, President and Chief Executive Officer)
- Wee Foundation (Director)
- United Overseas Bank Limited\* (Director)

\* Listed company

### **Past Directorship(s) in Listed Companies and Principal Commitments held over the preceding five years**

- Nil

### **Academic and Professional Qualification(s), Achievement(s) and Award(s)**

- Bachelor of Arts (Economics), Clark University, USA

## **Eu Zai Jie, Jonathan, 42**

Executive and Non-Independent

Mr Eu Zai Jie, Jonathan first appointed on 1 July 2022, was last re-elected as Director on 28 April 2023.

Mr Eu was appointed as SingLand's Chief Executive Officer on 1 September 2021. Prior to this, he joined SingLand in January 2020 as the Company's Chief Operating Officer. He is a Board Member of several SingLand subsidiaries including Singland Properties Limited and Marina Centre Holdings Private Limited. In January 2023, he was appointed a member of the Council for Board Diversity, established by the Ministry of Social and Family Development. Mr Eu is also a management committee member of the Real Estate Developers' Association of Singapore ("REDAS").

Before joining SingLand, Mr Eu was the General Manager, Investment and Asset Management of UOL Group Limited where he spearheaded innovation and digital transformation initiatives.

### **SingLand Board Committee(s)**

- Nil

### **Present Directorship(s) and Other Principal Commitment(s)**

- Director of various SingLand subsidiaries

### **Past Directorship(s) in Listed Companies and Principal Commitments held over the preceding five years**

- Nil

### **Academic and Professional Qualification(s), Achievement(s) and Award(s)**

- Bachelor of Science (Economics and concentrations in Finance and Operations & Information Management), Wharton School, University of Pennsylvania, USA

# FURTHER INFORMATION ON BOARD OF DIRECTORS

---

## **Lance Yu Gokongwei, 57**

Non-Executive and Non-Independent

Mr Lance Yu Gokongwei first appointed on 28 May 1999, was last re-elected as Director on 27 April 2022.

### **SingLand Board Committee(s)**

- Audit & Risk Committee (Member)

### **Present Directorship(s) and Other Principal Commitment(s)**

- JG Summit Holdings, Inc.\* (President and Chief Executive Officer, Director)
- Cebu Air, Inc.\* (Chairman)
- Universal Robina Corporation\* (Chairman)
- Robinsons Land Corporation\* (Chairman, President, and Chief Executive Officer)
- JG Summit Olefins Corporation (Chairman)
- Robinsons Retail Holdings, Inc.\* (Chairman)
- Manila Electric Company\* (Vice Chairman)
- Oriental Petroleum and Minerals Corporation\* (Director)
- Gokongwei Brothers Foundation, Inc. (Chairman and Trustee)
- Altus Property Ventures, Inc.\* (Director)
- RL Commercial REIT, Inc \* (Director)
- Shakey's Asia Pizza Ventures, Inc.\* (Director)
- Endeavor Acquisition Corporation\* (Director)
- JE Holdings, Inc. (Chairman and President)
- AB Capital and Investment Corporation (Director)
- JG Digital Equity Ventures, Inc. (Chairman)
- Data Analytics Ventures, Inc. (Director)

\* Listed company

### **Past Directorship(s) in Listed Companies and Principal Commitments held over the preceding five years**

- Robinsons Bank Corporation (Chairman) (merged with Bank of the Philippine Islands as of 1 January 2024)

### **Academic and Professional Qualification(s), Achievement(s) and Award(s)**

- Bachelor of Science (Applied Science), Pennsylvania Engineering School, USA
- Bachelor of Science (Finance), Wharton School, USA
- Management and Technology Programme, University of Pennsylvania, USA

## **Liam Wee Sin, 65**

Non-Executive and Non-Independent

Mr Liam Wee Sin first appointed on 10 June 2019, was last re-elected as Director on 28 April 2023.

Mr Liam was appointed Group Chief Executive of UOL in 2019. He serves on UOL Board of Directors, including several of its subsidiaries. In his over 30 years of service with the Group, Mr Liam has led and strengthened the Group's position as a leading diversified property and hospitality company with a global footprint.

Since April 2021, Mr Liam has served as co-chair of the Urban Systems Cluster Sub-Committee under the Future Economy Council, which drives the growth and transformation of Singapore's economy. He also co-chairs the Buildability & Quality Advisory Committee.

In August 2023, Mr Liam was appointed as a member of the Department of Architecture Industry Advisory Board under the National University of Singapore. He was also a member of the URA Architecture and Urban Design Excellence Committee, URA Design Advisory Committee and the Preservation of Monuments Board. Additionally, Mr Liam was the first vice-president of the Real Estate Developers' Association of Singapore ("REDAS").

Mr Liam is a strong supporter of underprivileged groups and believes in giving back to the communities. He also spearheads inclusive hiring practices and champions inclusive arts and sports for people with diverse abilities.

### **SingLand Board Committee(s)**

- Remuneration Committee (Member)
- Nominating Committee (Member)

### **Present Directorship(s) and Other Principal Commitment(s)**

- UOL Group Limited\* (Director and Group Chief Executive)
- Director of various UOL subsidiaries

\* Listed company

### **Past Directorship(s) in Listed Companies and Principal Commitments held over the preceding five years**

- Nil

### **Academic and Professional Qualification(s), Achievement(s) and Award(s)**

- Bachelor of Architecture, University of Singapore
- REDAS Luminary Service Award (2021)

# FURTHER INFORMATION ON BOARD OF DIRECTORS

---

## **Chng Hwee Hong, 74**

Non-Executive and Independent

Mr Chng Hwee Hong first appointed on 23 March 2018, will be offering himself for re-election at the Company's Annual General Meeting on 26 April 2024.

Mr Chng was an Executive Director of Haw Par Corporation Limited prior to his retirement in 2012. He was a member of the Sub-Committee on Maximising Value from Land as a Scarce Resource of the Economic Strategies Committee of Singapore and a member of the Singapore-Sichuan Trade & Investment Committee.

Mr Chng is also actively involved in community and social work and serves in a number of community and not-for-profit organisations.

### **SingLand Board Committee(s)**

- Remuneration Committee (Chairperson)
- Nominating Committee (Member)
- Audit & Risk Committee (Member)

### **Present Directorship(s) and Other Principal Commitment(s)**

- United Overseas Insurance Limited\* (Director, Chairman of Nominating Committee and Member of Audit Committee)

\* *Listed company*

### **Past Directorship(s) in Listed Companies and Principal Commitments held over the preceding five years**

- Yellow Ribbon Singapore (previously known as Singapore Corporation of Rehabilitative Enterprises) (Chairman) (till September 2021)
- Industrial & Services Co-operative Society Ltd (Chairman of the Board of Trustees) (till September 2021)
- National Council Against Drug Abuse (Member) (till December 2021)

### **Academic and Professional Qualification(s), Achievement(s) and Award(s)**

- Bachelor of Science (Honours) in Applied Chemistry, University of Singapore
- Diploma in Business Administration, University of Singapore
- Diploma in Management Studies, jointly awarded by University of Chicago and Singapore National Productivity Board
- Stanford–NUS Executive Programme, jointly organised by the Graduate School of Business, Stanford University and the School of Management, National University of Singapore
- Graduate Certificate in International Arbitration, National University of Singapore
- Fellow, Singapore Institute of Arbitrators
- Senior Accredited Director, Singapore Institute of Directors
- Pingat Bakti Masyarakat (Public Service Medal, Singapore) (2014)
- Bintang Bakti Masyarakat (Public Service Star, Singapore) (2020)
- Justice of the Peace (2020)

# FURTHER INFORMATION ON BOARD OF DIRECTORS

---

## **Tan Khiaw Ngoh, 66**

Non-Executive and Independent

Ms Tan Khiaw Ngoh first appointed on 27 February 2020, was last re-elected as Director on 28 April 2023.

Ms Tan is a Justice of the Peace and a fellow Member of the Institute of Singapore Chartered Accountants.

### **SingLand Board Committee(s)**

- Audit & Risk Committee (Chairperson)

### **Present Directorship(s) and Other Principal Commitment(s)**

- Singapore Children's Society (Board Member, Chairman of Audit & Risk Committee and of the Social Work Services Standing Committee)
- Ang Mo Kio - Thye Hua Kwan Hospital Ltd (Director)
- Khoo Teck Puat Hospital (Member of Medifund Committee)
- Kong Meng San Phor Kark See Monastery (Member of Audit and Risk Committee)
- Hollysys Automation Technologies Ltd\* (Independent and Non-Executive Director, Chairman of the Audit Committee, Member of the Compensation Committee, and Member of the Governance and Nominating Committee)
- Assurity Trusted Solutions Pte Ltd (Chairman of Audit & Risk Committee)
- Khong Guan Limited\* (Independent and Non-Executive Director, Member of the Audit Committee)

\* *Listed company*

### **Past Directorship(s) in Listed Companies and Principal Commitments held over the preceding five years**

- National Council of Social Services (Honorary Treasurer) (till August 2022)

### **Academic and Professional Qualification(s), Achievement(s) and Award(s)**

- Bachelor of Commerce (Accountancy), Nanyang University

## **Peter Sim Swee Yam, 68**

Non-Executive and Independent

Mr Peter Sim Swee Yam first appointed on 30 June 2021, will be offering himself for re-election at the Company's Annual General Meeting on 26 April 2024.

Mr Sim is a practising lawyer and Director of Sim Law Practice LLC with more than 41 years of legal practice.

### **SingLand Board Committee(s)**

- Nominating Committee (Chairperson)
- Remuneration Committee (Member)

### **Present Directorship(s) and Other Principal Commitment(s)**

- Lum Chang Holdings Ltd\* (Lead Independent Director, Chairman of Remuneration Committee, Member of Audit and Risk Committee and Member of Nominating Committee)
- ST Group Food Industries Holdings Limited\* (Director, Member of Audit Committee and Member of Remuneration Committee)

\* *Listed company*

### **Past Directorship(s) in Listed Companies and Principal Commitments held over the preceding five years**

- Marco Polo Marine Ltd (till January 2019)
- Mun Siong Engineering Limited (till June 2020)
- Haw Par Corporation Limited (till April 2021)
- Singapore Reinsurance Corporation Ltd (till September 2021)
- Singapore Heart Foundation (Board Member) (till September 2023)

### **Academic and Professional Qualification(s), Achievement(s) and Award(s)**

- Bachelor of Law from the University of Singapore (now known as the National University of Singapore)
- Bintang Bakti Masyarakat (Public Service Star, Singapore) (2008)
- Pingat Bakti Masyarakat (Public Service Medal, Singapore) (2000)

# FURTHER INFORMATION ON BOARD OF DIRECTORS

---

## **Ng Shin Ein, 49**

Non-Executive and Independent

Ms Ng Shin Ein first appointed on 1 January 2022, will be offering herself for re-election at the Company's Annual General Meeting on 26 April 2024.

Ms Ng brings with her a blend of legal, business and diplomatic experience. She is a legally trained private equity entrepreneur. Prior to this, Ms Ng was at the Singapore Exchange, and was also part of the Singapore Exchange's IPO Approval Committee, where she contributed industry perspectives and acted as a conduit between the market and regulators.

Ms Ng was admitted as an advocate and solicitor of the Singapore Supreme Court in 1998 and practiced as a corporate lawyer in Messrs Lee & Lee.

Apart from corporate boards, Ms Ng serves as Singapore's Non-Resident Ambassador to the Republic of Hungary.

### **SingLand Board Committee(s)**

- Nil

### **Present Directorship(s) and Other Principal Commitment(s)**

- Global Esports Federation (Board Member)
- Grab Holdings Inc\* (Director, Member of Audit Committee and Member of Compensation Committee)
- CSE Global Limited\* (Director and Member of Audit and Risk Committee)
- Starhub Limited\* (Director, Member of Audit Committee and Member of Strategy Committee)
- Singapore International Foundation (Board of Governors and Chairman of Investment Committee)
- Non-Resident Ambassador to the Republic of Hungary

\* Listed company

### **Past Directorship(s) in Listed Companies and Principal Commitments held over the preceding five years**

- First Resources Ltd (till April 2019)
- Dreamscape Networks Limited (till November 2019)
- Sabana Real Estate Investment Management Pte Ltd (till December 2020)
- Yanlord Land Group Limited (till April 2021)
- Avarga Limited (till January 2024)

### **Academic and Professional Qualification(s), Achievement(s) and Award(s)**

- Bachelor of Laws (Honours) from Queen Mary and Westfield College, University of London
- Postgraduate Diploma in Singapore Law from National University of Singapore
- Commander's Cross, Order of Merit, the second highest civilian state award of Hungary
- Friend of Labour Award – National Trade Union Congress

## **Tan Tiong Cheng, 73**

Non-Executive and Independent

Mr Tan Tiong Cheng first appointed on 1 July 2022, was last re-elected as Director on 28 April 2023.

Mr Tan has extensive and in-depth knowledge of real estate, both in the public and private sectors, acquired over the last five decades. He was the Chairman of Knight Frank Pte Ltd till March 2017 and stepped down as President of Knight Frank Asia Pacific on 31 March 2019. He then took on the role of Senior Adviser to Knight Frank Asia Pacific till April 2020.

### **SingLand Board Committee(s)**

- Nil

### **Present Directorship(s) and Other Principal Commitment(s)**

- Nil

### **Past Directorship(s) in Listed Companies and Principal Commitments held over the preceding five years**

- Knight Frank Asia Pacific (President) (till March 2019)
- Knight Frank Asia Pacific (Senior Adviser) (till April 2020)
- Amara Holdings Limited (till April 2022)
- Heeton Holdings Limited (till April 2022)
- UOL Group Limited (till May 2022)
- The Straits Trading Company Limited (till June 2022)

### **Academic and Professional Qualification(s), Achievement(s) and Award(s)**

- Diploma in Urban Valuation, University of Auckland, New Zealand
- Fellow of the Singapore Institute of Surveyors and Valuers
- Fellow of the Association of Property and Facility Managers
- Associate of the New Zealand Institute of Valuers

# STATISTICS OF SHAREHOLDINGS

As at 8 March 2024

Number of Issued and Fully Paid Shares	:	1,432,667,362 Ordinary Shares
Class of Shares	:	Ordinary
Voting Rights	:	One vote per share

## DISTRIBUTION OF SHAREHOLDINGS AS AT 8 MARCH 2024

Size of Shareholdings	No. of Shareholders	% Shareholders	No. of Shares	% Shares
1-99	312	3.24	10,702	0.00
100 - 1,000	1,434	14.90	981,549	0.07
1,001 - 10,000	5,727	59.52	25,081,638	1.75
10,001 - 1,000,000	2,129	22.13	81,145,700	5.66
1,000,001 and Above	20	0.21	1,325,447,773	92.52
<b>GRAND TOTAL</b>	<b>9,622</b>	<b>100.00</b>	<b>1,432,667,362</b>	<b>100.00</b>

## LIST OF 20 LARGEST SHAREHOLDERS AS AT 8 MARCH 2024

Name	No. of shareholders	%
UOB KAY HIAN PTE LTD	701,028,834	48.93
DBS VICKERS SECURITIES (S) PTE LTD	511,810,884	35.72
CITIBANK NOMS SPORE PTE LTD	21,343,165	1.49
UOL EQUITY INVESTMENTS PTE LTD	21,280,442	1.49
DBS NOMINEES PTE LTD	19,962,984	1.39
HSBC (SINGAPORE) NOMINEES PTE LTD	8,634,286	0.60
CHEONG SOH CHIN @ JULIE	7,381,133	0.52
UNITED OVERSEAS BANK NOMINEES P L	6,151,376	0.43
CGS-CIMB SECURITIES (SINGAPORE) PTE LTD	5,902,168	0.41
SHANWOOD DEVELOPMENT PTE LTD	3,120,427	0.22
RAFFLES NOMINEES(PTE) LIMITED	2,726,992	0.19
PHILLIP SECURITIES PTE LTD	2,630,376	0.18
TAN COLLIN MRS COLLIN TAY	2,551,469	0.18
OCBC NOMINEES SINGAPORE PTE LTD	2,400,235	0.17
OCBC SECURITIES PRIVATE LTD	1,865,462	0.13
SEE HUNG YEE	1,691,136	0.12
NG POH CHENG	1,400,061	0.10
LEE YUEN SHIH	1,350,766	0.09
PRIMA INVESTMENT HOLDINGS (SINGAPORE) PTE LTD	1,215,000	0.08
MAYBANK SECURITIES PTE. LTD.	1,000,577	0.07
<b>Total</b>	<b>1,325,447,773</b>	<b>92.51</b>

# STATISTICS OF SHAREHOLDINGS

As at 8 March 2024

## SUBSTANTIAL SHAREHOLDERS' SHAREHOLDINGS AS AT 8 MARCH 2024

Name	Shareholdings registered in the name of substantial shareholders or nominees No. of Shares	Shareholdings in which the substantial shareholders are deemed to have an interest No. of Shares	%
UOL Equity Investments Pte Ltd	687,967,477 <sup>(1)</sup>	–	48.02
UOL Group Limited	33,615,314 <sup>(2)</sup>	687,967,477 <sup>(2)</sup>	50.37
Estate of Wee Cho Yaw, Deceased	–	721,582,791 <sup>(3)</sup>	50.37
JG Summit Holdings, Inc.	–	530,727,364 <sup>(4)</sup>	37.05
JG Summit Philippines Limited	–	530,727,364 <sup>(4)</sup>	37.05
Telegraph Developments Ltd	530,284,264	443,100 <sup>(4)</sup>	37.05

### Notes:

<sup>(1)</sup> UOL Group Limited and Estate of Wee Cho Yaw, Deceased, are deemed to have an interest in shares held by UOL Equity Investments Pte Ltd.

<sup>(2)</sup> Estate of Wee Cho Yaw, Deceased, is deemed to have an interest in shares held by UOL Group Limited.

<sup>(3)</sup> Estate of Wee Cho Yaw, Deceased, is deemed to have an interest in shares as derived below:

UOB Kay Hian Pte Ltd  
– Beneficiary: UOL Group Limited 33,615,314

UOB Kay Hian Pte Ltd  
– Beneficiary: UOL Equity Investments Pte Ltd 666,687,035

UOL Equity Investments Pte Ltd 21,280,442

<sup>(4)</sup> JG Summit Philippines Limited and JG Summit Holdings, Inc. are deemed to have interest in shares as derived below:

Telegraph Developments Ltd 530,284,264  
Summit Top Investments Ltd 443,100

## RULE 723 OF THE SGX-ST LISTING MANUAL

Based on the information available to the Company as at 8 March 2024, approximately 12.61% of the issued ordinary shares of the Company is held by the public and therefore the Company has complied with the Exchange's requirement that at least 10% of the equity securities (excluding preference shares and convertible equity securities) in a class that is listed is at all times held by the public.



# NOTICE OF ANNUAL GENERAL MEETING

---

**NOTICE IS HEREBY GIVEN** that the 62<sup>nd</sup> Annual General Meeting of the Company (“AGM”) will be convened and held at **Garden Ballroom, Level 1, PARKROYAL COLLECTION Marina Bay, 6 Raffles Boulevard, Singapore 039594 on Friday, 26 April 2024 at 2:00 p.m.** to transact the following business:

## AS ORDINARY BUSINESS

1. To receive and adopt the Directors’ Statement and Audited Financial Statements for the financial year ended 31 December 2023 together with the Auditor’s Report. **Resolution 1**
2. To declare a first and final tax-exempt (one-tier) dividend of 4 cents per ordinary share for the financial year ended 31 December 2023. **Resolution 2**
3. To approve Directors’ fees of \$585,002 for the financial year ended 31 December 2023. **Resolution 3**
4. To re-elect Mr Chng Hwee Hong, who retires by rotation pursuant to Article 94 of the Company’s Constitution, as Director of the Company. **Resolution 4**
5. To re-elect Mr Peter Sim Swee Yam, who retires by rotation pursuant to Article 94 of the Company’s Constitution, as Director of the Company. **Resolution 5**
6. To re-elect Ms Ng Shin Ein, who retires by rotation pursuant to Article 94 of the Company’s Constitution, as Director of the Company. **Resolution 6**
7. To re-appoint PricewaterhouseCoopers LLP as Auditor of the Company and to authorise the Directors to fix their remuneration. **Resolution 7**

## AS SPECIAL BUSINESS

To consider and, if thought fit, to pass the following resolutions as Ordinary Resolutions:

8. That authority be and is hereby given to the Directors of the Company to issue: **Resolution 8**
  - (i) shares of the Company (“Shares”);
  - (ii) convertible securities;
  - (iii) additional convertible securities issued pursuant to adjustments made in accordance with the listing manual of the Singapore Exchange Securities Trading Limited (the “SGX-ST”) for the time being in force (the “Listing Manual”) (notwithstanding the authority conferred by this Resolution may have ceased to be in force, provided that the adjustment does not give the holder a benefit that a shareholder does not receive); or
  - (iv) Shares arising from the conversion of the securities in (ii) and (iii) above (notwithstanding the authority conferred by this Resolution may have ceased to be in force),

(whether by way of rights, bonus, or otherwise or pursuant to any offer, agreement or option made or granted by the Directors during the continuance of this authority which would or might require Shares or convertible securities to be issued during the continuance of this authority or thereafter) at any time to such persons upon such terms and conditions and for such purposes as the Directors may, in their absolute discretion, deem fit,

# NOTICE OF ANNUAL GENERAL MEETING

---

provided that:

- (a) the aggregate number of Shares and convertible securities to be issued pursuant to this Resolution (including Shares to be issued in pursuance of convertible securities made or granted pursuant to this Resolution) does not exceed 50% of the total number of issued Shares (excluding treasury shares) (as calculated in accordance with sub-paragraph (b) below), provided that the aggregate number of Shares and convertible securities to be issued other than on a pro rata basis to shareholders of the Company (including Shares to be issued in pursuance of convertible securities made or granted pursuant to this Resolution) does not exceed 20% of the total number of issued Shares (excluding treasury shares)(as calculated in accordance with sub-paragraph (b) below);
- (b) (subject to such other manner of calculation as may be prescribed by the SGX-ST) for the purpose of determining the aggregate number of Shares that may be issued under sub-paragraph (a) above, the percentage of issued Shares shall be based on the total number of issued Shares (excluding treasury shares) at the time of the passing of this Resolution, after adjusting for:
  - (1) any new Shares arising from the conversion or exercise of convertible securities;
  - (2) any new Shares arising from exercising share options or vesting of share awards, provided the options or awards were granted in compliance with the Listing Manual; and
  - (3) any subsequent bonus issue, consolidation or subdivision of Shares;

such that adjustments in accordance with sub-paragraphs (1) and (2) above are only to be made in respect of new shares arising from convertible securities, share options or share awards which were issued and outstanding or subsisting at the time of the passing of this Resolution;

- (c) in exercising the authority conferred by this Resolution, the Company complies with the Listing Manual (unless such compliance has been waived by the SGX-ST) and the Constitution of the time being of the Company; and
- (d) such authority shall, unless revoked or varied by the Company at a general meeting, continue to be in force until the conclusion of the next Annual General Meeting of the Company or the date by which the next Annual General Meeting of the Company is required by law to be held, whichever is the earlier.

9. That the Directors be and are hereby authorised pursuant to Section 161 of the Companies Act 1967, to allot and issue from time to time such number of Shares as may be required to be issued pursuant to the exercise of options under the Singapore Land Group Limited Share Option Scheme (the "Scheme"), provided that the aggregate number of Shares to be issued pursuant to the Scheme shall not exceed 5% of the total number of issued Shares (excluding treasury shares) from time to time.

**Resolution 9**

By Order of the Board

**Teo Hwee Ping**  
Company Secretary  
Singapore, 4 April 2024

# NOTICE OF ANNUAL GENERAL MEETING

---

## Notes to Resolutions

1. In relation to Resolution 4, Mr Chng Hwee Hong will, upon re-election, continue as a Director, Chairperson of the Remuneration Committee, and a Member of the Audit & Risk Committee and Nominating Committee. He is considered a Non-Executive and Independent Director.
2. In relation to Resolution 5, Mr Peter Sim Swee Yam will, upon re-election, continue as a Director, Chairperson of the Nominating Committee, and a Member of the Remuneration Committee. He is considered a Non-Executive and Independent Director.
3. In relation to Resolution 6, Ms Ng Shin Ein will, upon re-election, continue as a Director. She is considered a Non-Executive and Independent Director.

Please refer to the sections entitled “Board of Directors” and “Additional Information on Directors Seeking Re-election” in the Annual Report 2023 for information on the above Directors seeking re-election.

4. Resolution 8 is to authorise the Directors, from the date of this AGM until the date of the next Annual General Meeting is held or required by law to be held, whichever is earlier (unless such authority is revoked or varied at a general meeting), to issue Shares and to make or grant convertible securities, and to issue Shares in pursuance of such convertible securities, without seeking any further approval from shareholders at a general meeting, up to a number not exceeding 50% of the total number of issued Shares (excluding treasury shares) (calculated as described), provided that the total number of issued Shares and convertible securities which may be issued other than on a pro rata basis to shareholders does not exceed 20% of the total number of issued Shares (excluding treasury shares)(calculated as described). For the purpose of determining the aggregate number of issued Shares that may be issued, the total number of issued Shares (excluding treasury shares) will be calculated as described.
5. Resolution 9 is to authorise the Directors to issue shares pursuant to the exercise of share options granted under the Scheme, which expired on 17 May 2021. All share options not exercised within ten years from the date of grant will expire.

## IMPORTANT NOTES

Shareholders of the Company (“Members”) should take note of the following AGM arrangements:

1. **Attendance in Person:** Members are invited to attend the AGM physically. There will be no option for Members to participate in the proceedings of the AGM virtually. Printed copies of the Notice of AGM, Proxy Form and Request Form will be sent by post to members. AGM-related documents are also available on the Company’s corporate website at <https://singaporeland.com/investor-relations/annual-general-meeting/> and on the SGX website at <https://www.sgx.com/securities/company-announcements>. In line with the Company’s sustainability efforts, hard copies of the Annual Report 2023 will only be printed upon request. Members may request for printed copies of the Annual Report 2023 by completing and submitting the Request Form accompanying this Notice by 12 April 2024. Should you not receive your printed copies before the AGM, physical copies will also be available at the AGM.
2. **Appointment of Proxies:**

A Member who is not a relevant intermediary is entitled to appoint one or two proxy/proxies to attend, speak and vote at the AGM. Where such Member’s form of proxy (“Proxy Form”) appoints more than one proxy, the proportion of the shareholding concerned to be represented by each proxy shall be specified in the Proxy Form.

A Member who is a relevant intermediary is entitled to appoint more than two proxies to attend, speak and vote at the AGM, but each proxy must be appointed to exercise the rights attached to a different share or shares held by such Member. Where such Member’s Proxy Form appoints more than two proxies, the number and class of shares in relation to which each proxy has been appointed shall be specified in the Proxy Form.

# NOTICE OF ANNUAL GENERAL MEETING

---

“Relevant intermediary” has the meaning ascribed to it in Section 181 of the Companies Act 1967.

A proxy need not be a Member of the Company

3. **Submission of Proxy Forms:** Duly completed Proxy Forms must be deposited (i) by post or at the office of Boardroom Corporate & Advisory Services Pte. Ltd., 1 Harbourfront Avenue, Keppel Bay Tower #14-07, Singapore 098632 or (ii) by email by attaching and sending a clear scanned PDF copy of it to [SingLand-AGM2024@boardroomlimited.com](mailto:SingLand-AGM2024@boardroomlimited.com), in each case, by 2:00 p.m. on Tuesday, 23 April 2024 (being 72 hours before the time appointed for holding the AGM).
4. **Voting by Relevant Intermediary Shareholders:** CPF or SRS investors who wish to appoint the Chairman of the AGM as proxy to vote on their behalf should approach their respective CPF Agent Banks or SRS Operators by 2:00 pm on Tuesday, 16 April 2024, being seven working days before the AGM, in order to allow sufficient time for their respective intermediaries to submit a proxy form to the Company to appoint the Chairman of the AGM to vote on their behalf.
5. **Submission of Questions:** Authenticated Members may submit questions related to the resolutions to be tabled for approval at the AGM by 2:00 p.m. on Friday, 12 April 2024 either via:
  - (a) email to the Company Secretary at [agm.slg@singaporeland.com](mailto:agm.slg@singaporeland.com); or
  - (b) by post to 50 Raffles Place #21-01/06 Singapore Land Tower, Singapore 048623 (Attention: The Company Secretary).

Shareholders submitting questions are required to state: (a) their full name; (b) their identification/registration number; and (c) the manner in which his/her/its shares in the Company are held (e.g. via CDP, CPF, SRS and/or scrip), failing which the Company shall be entitled to regard the submission as invalid and not respond to the questions submitted.

The Company will endeavour to address substantial and relevant questions (as may be determined by the Company in its sole discretion) received from Members by the abovementioned deadline by publishing the answers on the Company's corporate website at <https://singaporeland.com/investor-relations/annual-general-meeting/> and on the SGX website at <https://www.sgx.com/securities/company-announcements> on or before 2:00 p.m. on 19 April 2024.

Where there are substantially similar questions received, the Company reserves the right to consolidate such questions before responding. The Minutes of the AGM will be published on the Company's corporate website at <https://singaporeland.com/investor-relations/annual-general-meeting/> and on the SGX website at <https://www.sgx.com/securities/company-announcements> within one month after the date of the AGM and will include all responses to substantial and relevant questions addressed at the AGM.

## PERSONAL DATA PRIVACY

By submitting an instrument appointing a proxy(ies) and/or representative(s) to attend, speak and vote at the AGM and/or any adjournment thereof, Members (i) consent to the collection, use and disclosure of their personal data by the Company (or its agents or service providers) for the purpose of the processing, administration and analysis by the Company (or its agents or service providers) of proxies and representatives appointed for the AGM (including any adjournment thereof) and the preparation and compilation of the attendance lists, minutes and other documents relating to the AGM (including any adjournment thereof), and in order for the Company (or its agents or service providers) to comply with any applicable laws, listing rules, take-over rules, regulations and/or guidelines (collectively, the “Purposes”); (ii) warrants that where Members disclose the personal data of their proxy(ies) and/or representative(s) to the Company (or its agents or service providers), that Member has obtained the prior consent of such proxy(ies) and/or representative(s) for the collection, use and disclosure by the Company (or its agents or service providers) of the

# NOTICE OF ANNUAL GENERAL MEETING

---

personal data of such proxy(ies) and/or representative(s) for the Purposes; and (iii) agrees to indemnify the Company against any claim, cost (including legal cost), damage, demand, expense, liability, loss, penalty or proceeding arising from that Member's breach of warranty.

## AGM DOCUMENTS

AGM-related documents are available on the Company's corporate website at <https://singaporeland.com/investor-relations/annual-general-meeting/> and on the SGX website at <https://www.sgx.com/securities/company-announcements>.

## RECORD DATE AND DIVIDEND PAYMENT DATE

Subject to Members' approval being obtained for the proposed First and Final cash dividend (one-tier tax exempt) of 4 cents per ordinary share for the financial year ended 31 December 2023, the Register of Members and Share Transfer Books of the Company will be closed at 5.00 p.m. on 6 May 2024 ("Record Date"), for the preparation of dividend warrants, and will be paid on 24 May 2024.

Duly completed transfers of shares received by the Company's Share Registrar, Messrs KCK CorpServe Pte Ltd at 1 Raffles Place, One Raffles Place (Tower 2) #04-63, Singapore 048616 up to 5.00 p.m. on the Record Date will be registered to determine Members' entitlements to the proposed dividend. Members whose securities accounts with The Central Depository (Pte) Limited are credited with ordinary shares in the capital of the Company as at 5.00 p.m. on the Record Date will be entitled to the proposed dividend.

# ADDITIONAL INFORMATION ON DIRECTORS SEEKING RE-ELECTION

Pursuant to Rule 720(6) of the Listing Manual, the information relating to Mr Chng Hwee Hong, Mr Peter Sim Swee Yam and Ms Ng Shin Ein all of whom are seeking re-election as Directors at the 62<sup>nd</sup> Annual General Meeting of the Company, is set out below and is to be read in conjunction with their respective biographies on pages 174 to 176 of this report:

Director	Chng Hwee Hong	Peter Sim Swee Yam	Ng Shin Ein
Date of appointment	23.3.2018	30.6.2021	1.1.2022
Date of last appointment (if applicable)	23.4.2021	27.4.2022	27.4.2022
Age	74	68	49
Country of principal residence	Singapore	Singapore	Singapore
The Board's comments on this re-election	Mr Chng Hwee Hong has the requisite experience and capability to be re-elected as Director.	Mr Peter Sim Swee Yam has the requisite experience and capability to be re-elected as Director.	Ms Ng Shin Ein has the requisite experience and capability to be re-elected as Director.
Whether appointment is executive and if so, the area of responsibility	Non-Executive	Non-Executive	Non-Executive
Job Title	Non-Executive and Independent Director; Chairperson of Remuneration Committee, Member of Nominating Committee and Member of Audit & Risk Committee.	Non-Executive and Independent Director; Chairperson of Nominating Committee and Member of Remuneration Committee.	Non-Executive and Independent Director.
Professional qualifications	Please refer to page 174 of the Annual Report.	Please refer to page 175 of the Annual Report.	Please refer to page 176 of the Annual Report.
Working experience and occupation(s) during the past 10 years	Please refer to page 174 of the Annual Report.	Please refer to page 175 of the Annual Report.	Please refer to page 176 of the Annual Report.
Shareholding interest in the Company and its subsidiaries	NIL	NIL	NIL
Any relationship (including immediate family relationships) with any existing director, existing executive officer, the Company and/or substantial shareholder of the Company or any of its principal subsidiaries	No	No	No

# ADDITIONAL INFORMATION ON DIRECTORS SEEKING RE-ELECTION

Director	Chng Hwee Hong	Peter Sim Swee Yam	Ng Shin Ein
Conflict of interest (including any competing business)	No	No	No
Undertaking (in the format set out in Appendix 7.7) under Rule 720(1) has been submitted to the Company	Yes	Yes	Yes
Other Principal Commitments including Directorship	Please refer to page 174 of the Annual Report.	Please refer to page 175 of the Annual Report.	Please refer to page 176 of the Annual Report.

Each of Mr Chng Hwee Hong, Mr Peter Sim Swee Yam and Ms Ng Shin Ein has confirmed that his or her answer to each of the questions set out under the section titled "Information Required" in Appendix 7.4.1 of the Listing Manual is in the negative.

- (a) Whether at any time during the last 10 years, an application or a petition under any bankruptcy law of any jurisdiction was filed against him or her or against a partnership of which he or she was a partner at the time when he or she was a partner or at any time within 2 years from the date he or she ceased to be a partner?
- (b) Whether at any time during the last 10 years, an application or a petition under any law of any jurisdiction was filed against an entity (not being a partnership) of which he or she was a director or an equivalent person or a key executive, at the time when he or she was a director or an equivalent person or a key executive of that entity or at any time within 2 years from the date he or she ceased to be a director or an equivalent person or a key executive of that entity, for the winding up or dissolution of that entity or, where that entity is the trustee of a business trust, that business trust, on the ground of insolvency?
- (c) Whether there is any unsatisfied judgement against him or her?
- (d) Whether he or she has ever been convicted of any offence, in Singapore or elsewhere, involving fraud or dishonesty which is punishable with imprisonment, or has been the subject of any criminal proceedings (including any pending criminal proceedings of which he or she is aware) for such purpose?
- (e) Whether he or she has ever been convicted of any offence, in Singapore or elsewhere, involving a breach of any law or regulatory requirement that relates to the securities or futures industry in Singapore or elsewhere, or has been the subject of any criminal proceedings (including any pending criminal proceedings of which he or she is aware) for such breach?
- (f) Whether at any time during the last 10 years, judgment has been entered against him or her in any civil proceedings in Singapore or elsewhere involving a breach of any law or regulatory requirement that relates to the securities or futures industry in Singapore or elsewhere, or a finding of fraud, misrepresentation or dishonesty on his or her part, or he or she has been the subject of any civil proceedings (including any pending civil proceedings of which he or she is aware) involving an allegation of fraud, misrepresentation or dishonesty on his or her part?
- (g) Whether he or she has ever been convicted in Singapore or elsewhere of any offence in connection with the formation or management of any entity or business trust?
- (h) Whether he or she has ever been disqualified from acting as a director or an equivalent person of any entity (including the trustee of a business trust), or from taking part directly or indirectly in the management of any entity or business trust?

## ADDITIONAL INFORMATION ON DIRECTORS SEEKING RE-ELECTION

---

- (i) Whether he or she has ever been the subject of any order, judgment or ruling of any court, tribunal or governmental body, permanently or temporarily enjoining him or her from engaging in any type of business practice or activity?
- (j) Whether he or she has ever, to his or her knowledge, been concerned with the management or conduct, in Singapore or elsewhere, of the affairs of :—
  - (i) any corporation which has been investigated for a breach of any law or regulatory requirement governing corporations in Singapore or elsewhere; or
  - (ii) any entity (not being a corporation) which has been investigated for a breach of any law or regulatory requirement governing such entities in Singapore or elsewhere; or
  - (iii) any business trust which has been investigated for a breach of any law or regulatory requirement governing business trusts in Singapore or elsewhere; or
  - (iv) any entity or business trust which has been investigated for a breach of any law or regulatory requirement that relates to the securities or futures industry in Singapore or elsewhere,in connection with any matter occurring or arising during that period when he or she was so concerned with the entity or business trust?
- (k) Whether he or she has been the subject of any current or past investigation or disciplinary proceedings, or has been reprimanded or issued any warning, by the Monetary Authority of Singapore or any other regulatory authority, exchange, professional body or government agency, whether in Singapore or elsewhere?



This page is intentionally left blank.

This page is intentionally left blank.



# SINGAPORELAND

Company Registration No. 196300181E  
Incorporated in Singapore

## PROXY FORM

62<sup>ND</sup> ANNUAL GENERAL MEETING

### IMPORTANT NOTES

- Relevant intermediaries as defined in Section 181 of the Companies Act 1967 may appoint more than two proxies to attend, speak and vote at the Company's 62<sup>nd</sup> Annual General Meeting ("AGM").
- For CPF/SRS investors who have used their CPF/SRS monies to buy the Company's shares, this form of proxy is not valid for use and shall be ineffective for all intents and purposes if used or purported to be used by them. CPF/SRS investors should contact their respective Agent Banks/SRS Operators if they have any queries regarding their appointment as proxies.
- By submitting an instrument appointing a proxy(ies) and/or representative(s), Members accept and agree to the personal data privacy terms set out in the Notice of AGM dated 4 April 2024.
- For purposes of the appointment of a proxy(ies)/representative(s), Member(s)' and their proxy(ies)'/representatives(s)' full name and full NRIC/passport number will be required for verification purposes. Proxy(ies)/representatives(s) must also produce their NRIC/passport for sighting upon registration at the AGM to ensure that only duly authorized proxy(ies)/representatives(s) attend and vote at the AGM. The Company reserves the right to refuse admittance to the AGM if the proxy(ies)'/representatives(s)' identity cannot be verified accurately.

\*I/We \_\_\_\_\_ (Name) \_\_\_\_\_ (\*NRIC/Passport/Co Reg Number)

of \_\_\_\_\_ (Address)

being a \*member/members of Singapore Land Group Limited (the "Company"), hereby appoint:-

Name	Address	NRIC/ Passport No.	Proportion of Shareholdings	
			No. of shares	%

\*and/or

Name	Address	NRIC/ Passport No.	Proportion of Shareholdings	
			No. of shares	%

or failing \*him/her/them, the Chairman of the 62<sup>nd</sup> Annual General Meeting ("AGM") as \*my/our proxy/proxies to attend, speak and vote for \*me/us on \*my/our behalf at the AGM of the Company to be held at Garden Ballroom, Level 1, PARKROYAL COLLECTION, Marina Bay, 6 Raffles Boulevard, Singapore 039594, on 26 April 2024 at 2:00 p.m. and at any adjournment thereof. \*I/We direct \*my/our proxy/proxies to vote for or against or abstain from voting on the Resolutions to be proposed at the AGM as indicated below. If no specific direction as to voting is given, the \*proxy/proxies may vote or abstain from voting at \*his/her/their discretion, as \*he/she/they may on any other matter arising at the AGM.

No.	Resolutions	No. of Votes For **	No. of Votes Against* *	No. of Votes Abstained* *
1	Adoption of Directors' Statement, Audited Financial Statements and Auditor's Report			
2	Declaration of a First and Final tax-exempt (one-tier) Dividend			
3	Approval of Directors' Fees			
4	Re-election of Mr Chng Hwee Hong			
5	Re-election of Mr Peter Sim Swee Yam			
6	Re-election of Ms Ng Shin Ein			
7	Re-appointment of PricewaterhouseCoopers LLP as Auditor			
8	Authority for Directors to issue shares (General Share Issue Mandate)			
9	Authority for Directors to issue shares (Singapore Land Group Limited Share Option Scheme)			

\* Delete where inappropriate.

\*\* Voting will be conducted by poll. If you wish to exercise all your votes "For" or "Against" or "Abstained", please tick (✓) within the box provided. Otherwise, please indicate the number of votes as appropriate.

Dated this \_\_\_\_\_ day of \_\_\_\_\_ 2024

Shares in:	Total No. of Shares Held
(a) Depository Register	
(b) Register of Members	
<b>Total</b>	

Signature (s) or Common Seal of Member(s)

**IMPORTANT: PLEASE READ NOTES OVERLEAF BEFORE COMPLETING THIS PROXY FORM**

Glue all sides firmly. Stapling and spot sealing are disallowed.

Glue all sides firmly. Stapling and spot sealing are disallowed.

**Notes:**

1. A Member should insert the total number of shares held. If the Member has shares entered against his/her/their name in the Depository Register (maintained by The Central Depository (Pte) Limited), he/she/they should insert that number of shares. If the Member has shares registered in his/her/their name in the Register of Members (maintained by or on behalf of the Company), he/she/they should insert that number of shares. If the Member has shares entered against his/her/their name in the Depository Register and shares registered in his/her/their name in the Register of Members, he/she/they should insert the aggregate number of shares. If no number is inserted, the instrument appointing a proxy or proxies shall be deemed to relate to all the shares held by the Member.
2. (a) A Member of the Company who is not a relevant intermediary is entitled to appoint not more than two proxies to attend, speak and vote at the AGM in his/her/their stead. Where such Member's form of proxy ("Proxy Form") appoints more than one proxy, the proportion of the shareholding concerned to be represented by each proxy shall be specified in the Proxy Form.  
(b) A Member of the Company who is a relevant intermediary is entitled to appoint more than two proxies to attend, speak and vote at the AGM, but each proxy must be appointed to exercise the rights attached to a different share or shares held by such Member. Where such Member's Proxy Form appoints more than two proxies, the number and class of shares in relation to which each proxy has been appointed shall be specified in the Proxy Form.  
"Relevant intermediary" has the meaning ascribed to it in Section 181 of the Companies Act 1967.
3. A proxy need not be a Member of the Company.
4. Duly completed Proxy Forms must be deposited (i) by post or at the office of Boardroom Corporate & Advisory Services Pte. Ltd., 1 Harbourfront Avenue, Keppel Bay Tower #14-07, Singapore 098632 or (ii) by email by attaching and sending a clear scanned PDF copy of it to SingLand-AGM2024@boardroomlimited.com, in each case, by 2:00 p.m. on Tuesday, 23 April 2024 (being 72 hours before the time appointed for holding the AGM).
5. Completion and return of this Proxy Form shall not preclude a Member from attending and voting at the AGM. Any appointment of a proxy(ies) shall be deemed to be revoked if a Member attends the AGM in person, and in such event, the Company reserves the right to refuse to admit any person or persons appointed under this Proxy Form, to the AGM.
6. This Proxy Form must be under the hand of the appointor(s) or his/her/their attorney duly authorised in writing. Where the appointor is a corporation, the Proxy Form must be executed either under its common seal or under the hand of its duly authorised officer or attorney. Where a Proxy Form is signed on behalf of the appointor(s) by an attorney, the letter or power of attorney or a duly certified copy thereof must be lodged with the instrument of proxy, failing which the instrument may be treated as invalid.
7. A corporation which is a Member may appoint, by resolution of its directors or other governing body, such person as it thinks fit to act as its representative at the AGM, in accordance with Section 179 of the Companies Act 1967.
8. Any alteration made in a Proxy Form must be initialled by the person who signs it.
9. The Company shall be entitled to reject any Proxy Form if it is incomplete, improperly completed or illegible or where the true intentions of the appointor(s) are not ascertainable from the instructions of the appointor(s) specified in the instrument (including any related attachment). In addition, in the case of Member(s) whose shares are entered against his/her/their name in the Depository Register, the Company shall be entitled to reject any Proxy Form lodged if such Member(s), being the appointor(s), is not shown to have shares entered against his/her/their name in the Depository Register as at 23 April 2024, 2:00 p.m., being 72 hours before the time appointed for holding the AGM as certified by The Central Depository (Pte) Limited to the Company.

1<sup>st</sup> fold

**PROXY FORM**

Affix  
Postage  
Stamp

The Company Secretary  
**SINGAPORE LAND GROUP LIMITED**  
c/o Boardroom Corporate & Advisory Services Pte. Ltd.  
1 Harbourfront Avenue  
Keppel Bay Tower #14-07  
Singapore 098632

2<sup>nd</sup> fold

3<sup>rd</sup> fold Fold and glue overleaf. Do not staple.



**SINGAPORE LAND GROUP LIMITED**

Company Registration No. 196300181E

Incorporated in Singapore

50 Raffles Place #21-01/06

Singapore Land Tower

Singapore 048623

Tel: (65) 6011 6000 | Fax (65) 6224 0278

[www.singaporeland.com](http://www.singaporeland.com)