

The logo for Keppel DC REIT, featuring the word "Keppel" in white on a grey background, followed by "DC REIT" in red. The background of the entire slide is a server room with blue and green lighting and a large red diagonal graphic.

Keppel DC REIT

3Q 2021

Operational Updates

25 October 2021

Key Highlights for 3Q 2021




Robust financial performance

Distributable Income¹ and DPU² for 3Q 2021 increased by 6.3% and 4.5% y-o-y respectively, supported by contributions from DPU accretive acquisitions and AEI works



Resilient asset class and stable portfolio matrices provide long-term income sustainability

Maintained strong portfolio occupancy of 98.1% and long WALE of 7.0 years³



Healthy balance sheet

Raised \$204.3m via a private placement in Aug 2021 to fund acquisitions and pare down debt⁴; aggregate leverage of 35.1%⁵ as at 30 Sep 2021



Value creation through DPU accretive acquisitions and portfolio optimisation

- Continued focus on data centres through the strategic acquisitions of Eindhoven Campus in the Netherlands and Guangdong Data Centre in China⁶
- Proposed DPU accretive investment in bonds and preference shares into M1's mobile, fixed and fibre assets ("Network Assets")⁷
- Completed the divestment of isek Data Centre in Australia

1. Distributable Income includes Capex Reserves. Keppel DC REIT declares distributions on a half-yearly basis. In connection with the Private Placement launched on 12 Aug 2021, the Manager has declared an advanced distribution of 1.421 cents per Unit to eligible Unitholders for the period from 1 Jul 2021 to 22 Aug 2021. Keppel DC REIT declares distributions on a half-yearly basis. The next distribution will be for the period 23 Aug 2021 to 31 Dec 2021. Semi-annual distributions will resume thereafter.
2. Excludes an amount of Capex Reserves that has been set aside.
3. By leased area. WALE by rental income was 4.9 years as a higher proportion of rental income is from colocation assets, which typically have shorter lease periods.
4. Debt previously drawn down for investments to create debt headroom for future acquisitions.
5. Computed based on gross borrowings and deferred payment as a percentage of deposited properties, both of which do not consider the lease liabilities pertaining to land rent commitments and options. Aggregate leverage as at 31 Dec 2021 was 36.2%.
6. Expected completion in 4Q 2021.
7. On 14 Oct 2021, Keppel DC REIT and M1 Limited ("M1") signed agreements for wholly-owned subsidiary(ies) of Keppel DC REIT to subscribe for bonds to be issued by and preference shares of M1 Network Private Limited ("NetCo"). NetCo was established by M1 to own M1's Network Assets.

Value Creation with DPU Accretive Investments

Deepening footprint in the Netherlands

- Strategic addition of **Eindhoven Campus** located in the key technology hub of Eindhoven
- The NL-IX is one of the top 10 largest internet exchanges in the world, with connectivity presence in Eindhoven
- The Netherlands data centre market is among the top 4 major data centre hubs in Europe, and expected to see 5.3% CAGR in 2021 - 2026¹



Tapping into China's Growing Digital Economy

- Maiden acquisition in the vast data centre market in China
- Acquisition of **Guangdong Data Centre**² will improve Keppel DC REIT's portfolio occupancy and strengthen income resilience
- Guangdong is one of the top and fastest growing data centre locations in China, with demand supported by the city government's push to develop a digital and intelligent economy



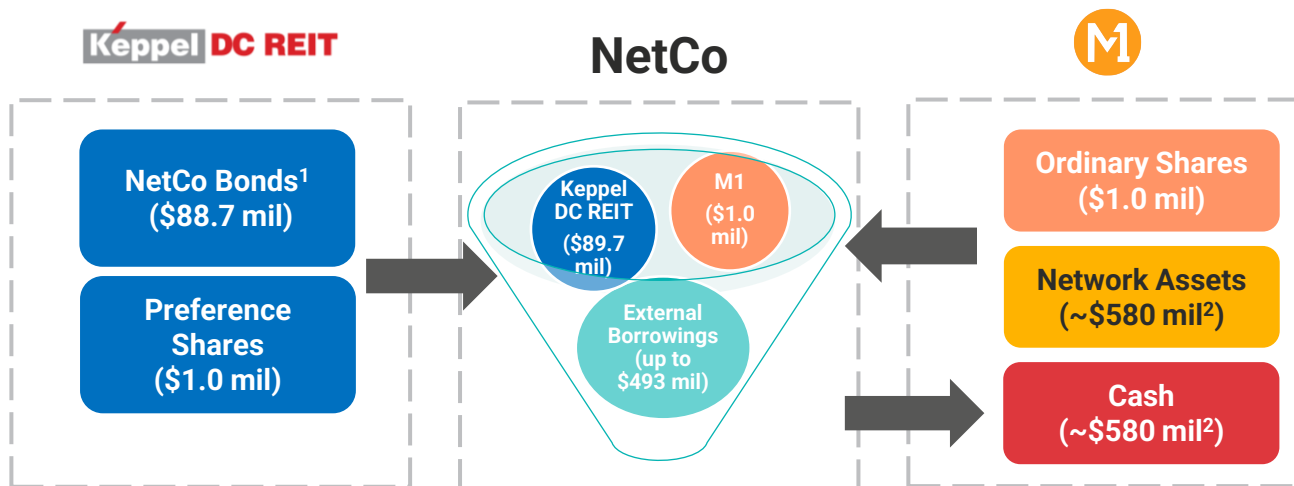
DPU Accretive Investment with Stable Cash Flow

- Keppel DC REIT to subscribe for bonds and preference shares issued by the NetCo for \$89.7m³
- Provides Keppel DC REIT stable cash flow of \$11.0m p.a. (comprising both principal⁴ and interest) for 15 years, without assuming any operational management risks
- Further strengthen income resilience and create a stronger platform for growth




Proposed Investment in M1's NetCo Bonds and Preference Shares

Deal Structure



- Keppel DC REIT to subscribe for bonds and preference shares issued by the NetCo for \$89.7 mil
- NetCo to take up external financing of up to \$493 mil to part finance the NetCo's acquisition of the Network Assets

Investment Merits

 **DPU Accretive Investment**

Accretion of 3.8%
Post-completion, FY2020 pro forma DPU will increase to 9.519 cents³

 **Stable & Long-term Cash Flow**

Stable cash flow of \$11.0 mil⁴
per annum for 15 years without assuming any operational management risks

 **Greater Income Resilience**

Diversification in income streams
from the enlarged asset base

 **Stronger Growth Platform**

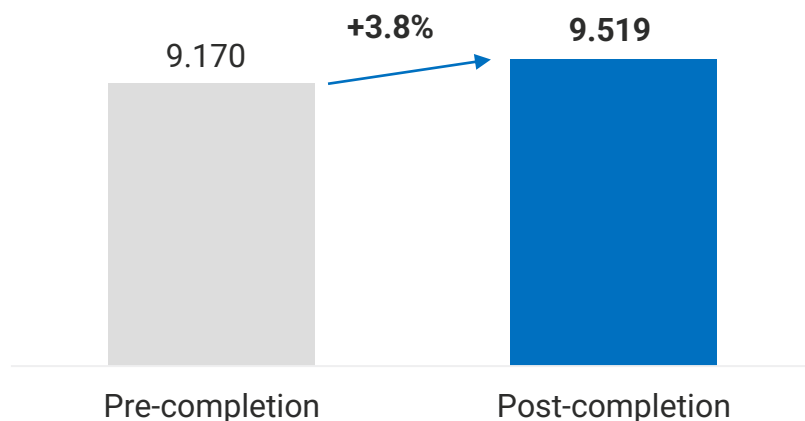
Assets under management + 2.7%⁵
to \$3.3 bil

1. The NetCo Bonds will be subordinated to the external borrowings.
2. Net book value of the Network Assets as at 28 Feb 2021 is ~\$580 mil. The amount NetCo will pay M1 for the Network Assets will be equivalent to the net book value of the Network Assets (as at a date no later than two (2) business days prior to the completion of the transfer of the Network Assets from M1 to NetCo) in accordance with the terms and conditions of the Asset Transfer Agreement entered into between NetCo and M1.
3. If Monetary Authority of Singapore ("MAS") approves the application for the NetCo Bonds to qualify as Qualifying Project Debt Securities ("QPDS"). If the QPDS application is not approved, the NetCo Bonds will be treated as ordinary bonds and the interest income arising therefrom, will be subject to the prevailing corporate tax of 17% and the DPU accretion will be 3.1%.
4. Comprising both principal and interest. Principal repayments from the investment may be used to pare down external borrowings, as well as fund potential acquisitions and/or capital expenditures.
5. As at 30 Jun 2021, adjusted for the acquisitions of Eindhoven Campus and Guangdong Data Centre, as well as the divestment of iseek Data Centre.

DPU Accretive Investment Providing Returns to Unitholders

- Proposed investment generates **sustainable returns** and **enhances total Unitholders' returns**, in line with the Manager's goal to **create value for Unitholders**
- Investment will be funded by external bank borrowings and remaining cash proceeds (after debt repayment) from the divestment of iseek Data Centre

Distribution per Unit (cents)



Post-completion, FY2020 pro forma DPU will increase to 9.519 cents, an accretion of 3.8%

Pro Forma Financial Effects of the Investment

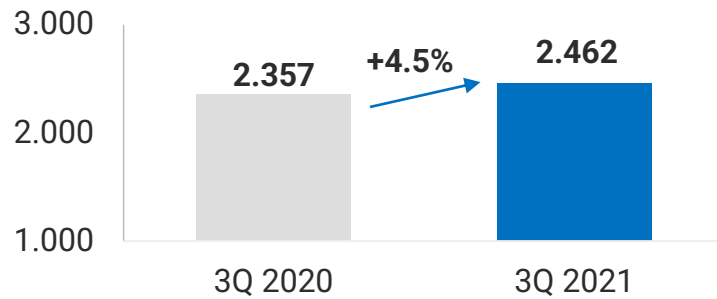
FOR ILLUSTRATIVE PURPOSES ONLY:

FY 2020	Before the Investment	After the Investment	
		QPDS application approved	QPDS application not approved
Distributable Income (\$'000)	156,915	162,649	161,637
Issued Units ('000)	1,633,121 ¹	1,633,491 ²	1,633,491 ²
DPU (cents)	9.170	9.519	9.457
DPU Accretion (%)	-	3.8	3.1
NAV (\$)	1.19	1.19	1.19
Aggregate Leverage (%)	36.7	38.0	38.0

Steady Growth in DPU

(\$'000)	3Q 2021	3Q 2020	% Change	9M 2021	9M 2020	% Change
Gross Revenue	69,341	67,666	+2.5	204,488	191,616	+6.7
Net Property Income	63,781	62,370	+2.3	187,615	176,587	+6.2
Distributable Income ¹	43,052	40,482	+6.3	127,308	115,462	+10.3
Distribution per Unit (DPU) ² (cents)	2.462	2.357	+4.5	7.386	6.732	+9.7

Distribution per Unit (cents)



DPU increased 4.5% y-o-y in 3Q 2021



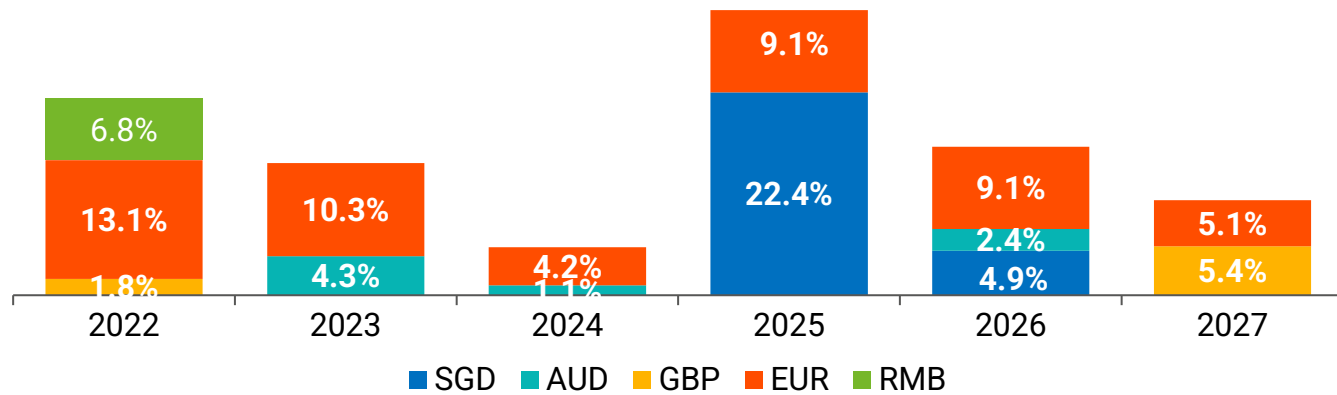
Eindhoven Campus, The Netherlands

Healthy Balance Sheet

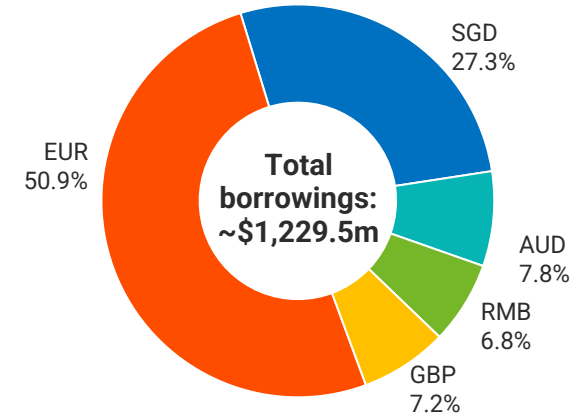
	30 Sep 2021	31 Dec 2020	% Change
Unitholders' Funds (\$'000)	2,111,276	1,944,652	+8.6
Units in Issue ('000)	1,714,734	1,633,121	+5.0
Net Asset Value (NAV) per Unit (\$)	1.23	1.19	+3.4
Unit Price (\$)	2.48	2.81	(11.7)
Premium to NAV (%)	+101.6	+136.1	(34.5pp)

Prudent Capital Management

Debt Maturity Profile (as at 30 Sep 2021)



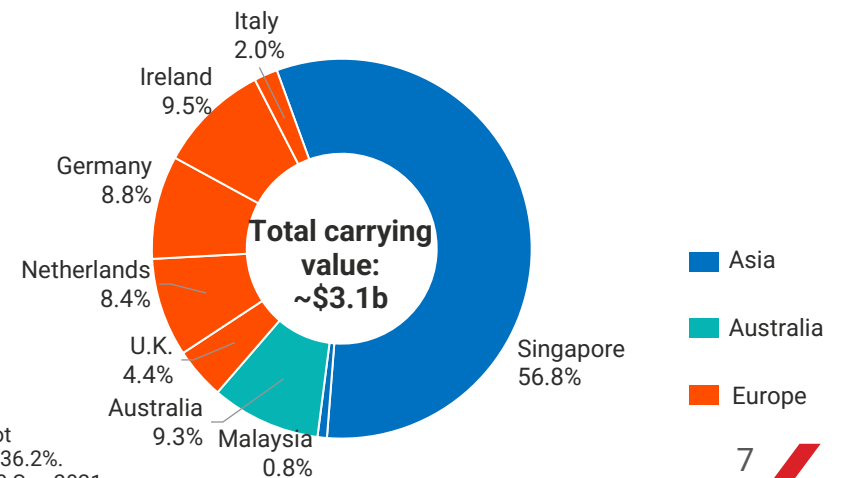
Debt Currency Breakdown (as at 30 Sep 2021)



As at 30 Sep 2021

Available Facilities	~\$409.0m of undrawn credit facilities
Aggregate Leverage ¹	35.1%
Average Cost of Debt ²	1.6%
Debt Tenor	3.2 years
Interest Coverage (ICR)	12.2 times
Borrowings on fixed rates	73%

Investment Properties Breakdown³ (as at 30 Sep 2021)



1. Computed based on gross borrowings and deferred payment as a percentage of deposited properties, both of which do not consider the lease liabilities pertaining to land rent commitments and options. Aggregate leverage as at 31 Dec 2020 was 36.2%.
 2. Including amortisation of upfront debt financing costs and excluding lease charges. Based on 100% carrying value as at 30 Sep 2021 without taking into consideration the lease liabilities pertaining to the land rent commitments and options.



Portfolio Updates

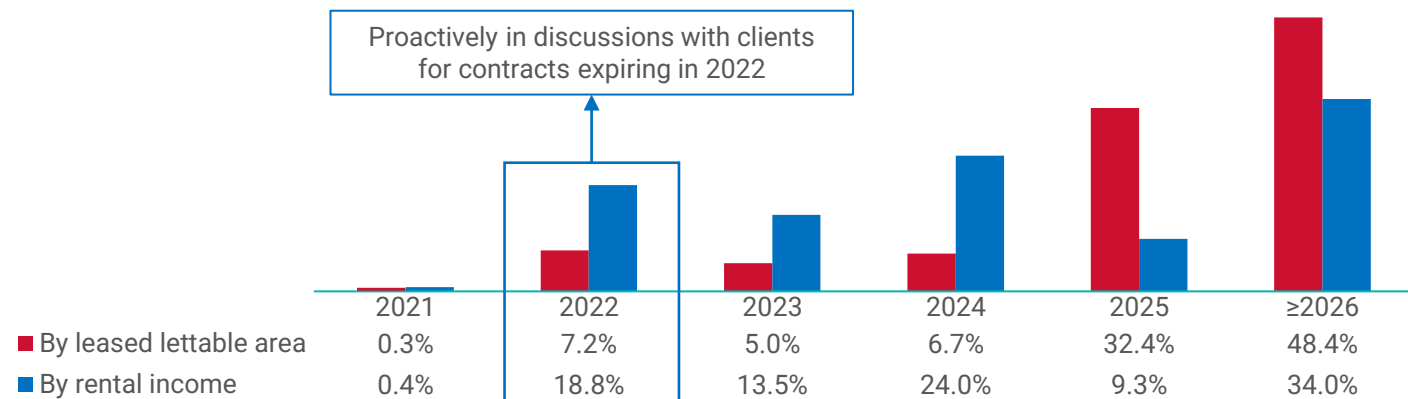
- Continued leasing momentum in 3Q 2021 with healthy renewal and expansion of leases with existing clients
- Completed the divestment of iseek Data Centre in Brisbane at A\$34.5m in Sep 2021 at 21.5% above the IPO purchase price of A\$28.4m
- Commenced a new 20-year triple-net master lease with Macquarie Data Centres at Intellicentre Campus in Jul 2021

Sustainable income stream underpinned by healthy portfolio occupancy and long WALE

Record High Portfolio Occupancy
98.1%
 as at 30 Sep 2021

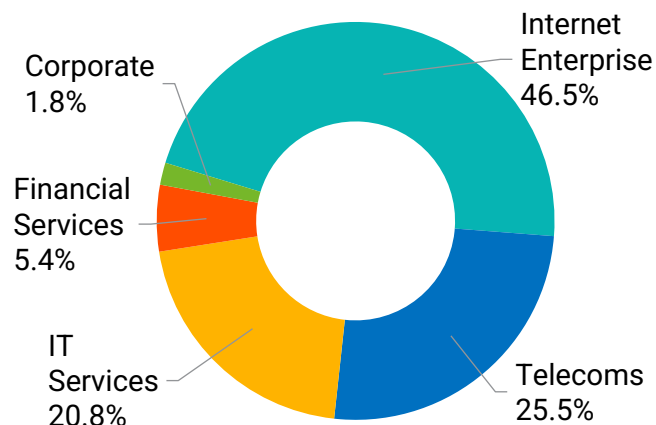
Long Portfolio WALE
7.0 years¹
 by leased area

Lease Expiry Profile (as at 30 Sep 2021)

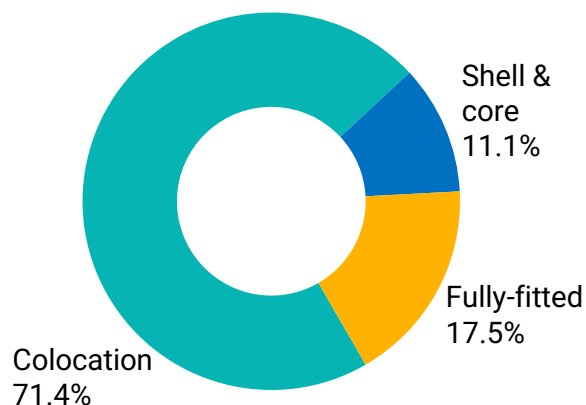


Diversified and Resilient Portfolio

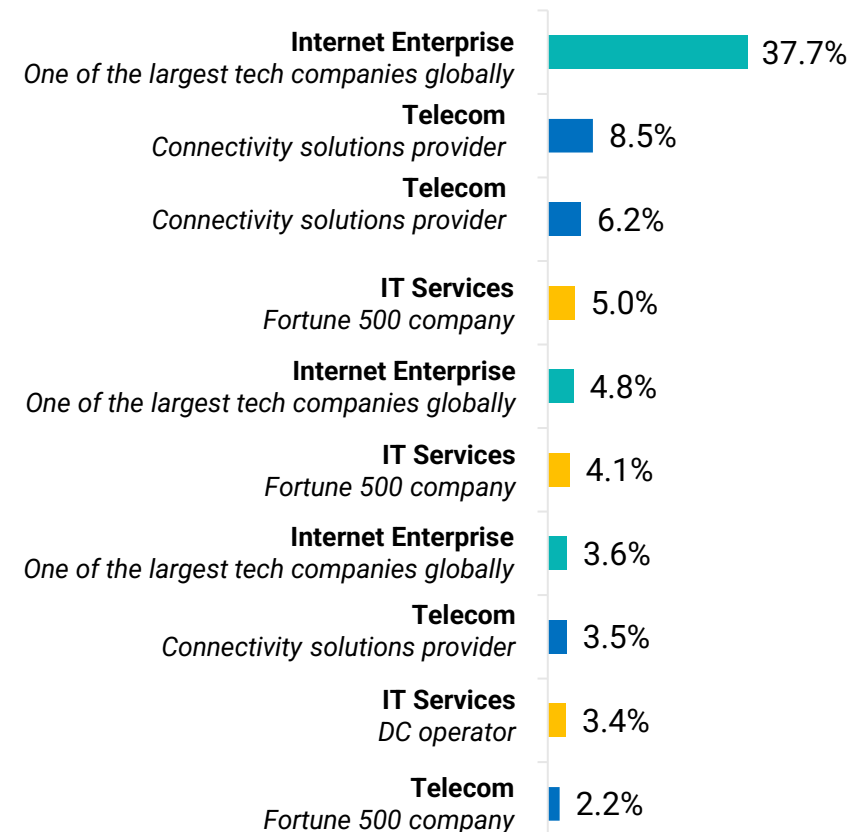
Rental Income by Trade Sector
(for the month of Sep 2021)¹



Rental Income by Lease Type
(for the month of Sep 2021)¹



Top 10 Clients
(for the month of Sep 2021)¹



Lease Type	Client Count	WALE ² (years)	Ownership of Data Centre Components		
			M&E Equipment	Facility Management	Servers & Racks
Colocation	Multi	2.7	✓	✓	-
Fully-fitted	Single	11.4	✓	-	-
Shell & core	Single	7.1	-	-	-

Commitment to ESG Excellence

Environmental Stewardship

- **Quality and green data centres**
 - Implementation of advanced energy management practices and use of clean energy sources
 - Portfolio comprises assets that are fully powered by renewable energy, including in Germany, Ireland, Italy, the Netherlands and the UK
- **Green certifications**
 - All colocation facilities in Singapore have certifications in energy and water management systems
 - Signatory of the Climate Neutral Data Centre Operator Pact in Europe

Responsible Business

- **Strong corporate governance**
 - 5 of 7 directors are independent
 - Lead Independent Director to enhance objectivity and independence of the Board
 - A diverse board with appropriate balance and mix of skills, knowledge and experience
- **Prudent risk management**
 - Robust risk management framework which also accounts for environmental and social risks
 - Close monitoring of external risks with mitigation measures in place, where appropriate

People & Community

- **A safe and healthy workplace**
 - Fostering an inclusive and positive work culture
 - 2020 Employee Engagement Survey showed high levels of engagement and satisfaction among employees
- **Developing our people**
 - Continued investments in training and development to nurture, develop and empower staff
 - Achieved an average of 23.6 training hours per employee in 2020



Cloud, technology and social media companies continue to drive near-record levels of demand for data centres globally.

Robust and Resilient Data Centre Demand



End-user spending on public cloud services is expected to grow by 23.1% in 2021 to \$332.3b, up from \$270b in 2020¹



Hyperscale operator capex has almost tripled in 1H 2021, in tandem with revenues growing by over 30% per annum²



Strong demand for data centers in Europe's main markets of Frankfurt, London, Amsterdam, Paris, and Dublin. Demand in 1H 2021 of 93MW has surpassed 1H 2020's record high 91MW³



Healthy demand in Asia Pacific, driven by data security and sovereignty regulations⁴



The number of 5G subscriptions are forecast to reach 580m by end 2021 and 3.5b globally by 2026⁵

Well-Positioned for Growth

The Manager will continue to capitalise on growth opportunities in the data centre industry, and strengthen Keppel DC REIT's global presence.

Proxy to Fast-Growing Tech Sector



Resilient asset class with highly defensive and long-term sustainable income stream



Strong operational expertise and proven track record



Focused and disciplined investment strategy

- Growing a diversified portfolio of assets globally, with a large and stable client base
- Over \$2b of data centre assets under development and management through our sponsor, Keppel T&T¹, and Keppel's private data centre funds



Ongoing commitment to address climate change issues

- Utilising green energy, where available, at our data centres
- Pursuing sustainability-related certifications
- Potential new sustainable growth opportunities including Keppel Data Centres' Floating Data Centre Park project

Thank You

Important Notice: The past performance of Keppel DC REIT is not necessarily indicative of its future performance. Certain statements made in this presentation may not be based on historical information or facts and may be “forward-looking” statements due to a number of risks, uncertainties and assumptions. Representative examples of these factors include (without limitation) general industry and economic conditions, interest rate trends, cost of capital and capital availability, competition from similar developments, shifts in expected levels of property rental income, changes in operating expenses, including employee wages, benefits and training, property expenses and governmental and public policy changes, and the continued availability of financing in the amounts and terms necessary to support future business.

Prospective investors and unitholders of Keppel DC REIT (“Unitholders”) are cautioned not to place undue reliance on these forward-looking statements, which are based on the current view of Keppel DC REIT Management Pte. Ltd., as manager of Keppel DC REIT (the “Manager”) on future events. No representation or warranty, express or implied, is made as to, and no reliance should be placed on, the fairness, accuracy, completeness or correctness of the information, or opinions contained in this presentation. None of the Manager, the trustee of Keppel DC REIT or any of their respective advisors, representatives or agents shall have any responsibility or liability whatsoever (for negligence or otherwise) for any loss howsoever arising from any use of this presentation or its contents or otherwise arising in connection with this presentation. The information set out herein may be subject to updating, completion, revision, verification and amendment and such information may change materially. The value of units in Keppel DC REIT (“Units”) and the income derived from them may fall as well as rise. Units are not obligations of, deposits in, or guaranteed by, the Manager or any of its affiliates. An investment in Units is subject to investment risks, including the possible loss of the principal amount invested.

Investors have no right to request the Manager to redeem their Units while the Units are listed. It is intended that Unitholders may only deal in their Units through trading on Singapore Exchange Securities Trading Limited (“SGX-ST”). Listing of the Units on SGX-ST does not guarantee a liquid market for the Units.

Constituent of:



FTSE Straits
Times Index



FTSE EPRA Nareit Global
Developed Index



MSCI Singapore
Small Cap Index



GPR 250
Index Series

Awards and Certifications:



Additional Information

Focused on Growing Data Centre Portfolio

Keppel DC REIT
Assets under Management

\$3.1b¹

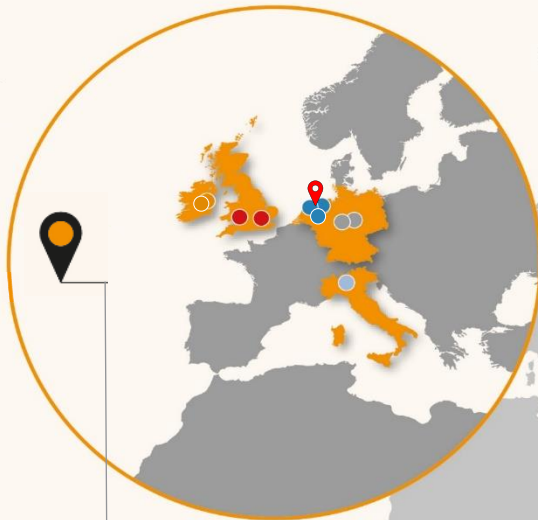
19 data centres across 8 countries
 as at 30 Sep 2021

Potential Data Centre
Assets for Acquisitions

>\$2b

Data centre assets under development and management through Keppel T&T², and Keppel's private data centre funds

1. Excludes Guangdong Data Centre as it is expected to complete in 4Q 2021.
 2. Keppel T&T has granted the Rights of First Refusal (ROFR) to Keppel DC REIT for future acquisition opportunities of its data centre assets.
 3. The acquisition of Eindhoven Campus was completed in Sep 2021.
 4. Located within the same site in Macquarie Park, Intellicentre 3 East Data Centre (IC3 East DC) and Intellicentre 2 Data Centre have been collectively renamed Intellicentre Campus.



EUROPE

- **UNITED KINGDOM**
 - Cardiff Data Centre, Cardiff
 - GV7 Data Centre, London
- **IRELAND**
 - Keppel DC Dublin 1, Dublin
 - Keppel DC Dublin 2, Dublin
- **THE NETHERLANDS**
 - Almere Data Centre, Almere
 - Amsterdam Data Centre, Amsterdam
 - Eindhoven Campus, Eindhoven³
- **ITALY**
 - Milan Data Centre, Milan
- **GERMANY**
 - maincubes Data Centre, Offenbach am Main
 - Kelsterbach Data Centre, Kelsterbach



ASIA PACIFIC

- **SINGAPORE**
 - Keppel DC Singapore 1
 - Keppel DC Singapore 2
 - Keppel DC Singapore 3
 - Keppel DC Singapore 4
 - Keppel DC Singapore 5
 - DC1
- **MALAYSIA**
 - Basis Bay Data Centre, Cyberjaya
- **AUSTRALIA**
 - Gore Hill Data Centre, Sydney
 - Intellicentre Campus, Sydney⁴
- **CHINA**
 - Guangdong Data Centre, Guangdong Province



KEPPEL'S ASSETS

- The Netherlands
- China
- Singapore
- Indonesia
- Australia

Use of Proceeds from the Private Placement

Further to the announcement dated 24 Aug 2021 titled “Use of Proceeds from the Private Placement” (the Announcement), the Manager wishes to update on the use of the remaining net proceeds as at 30 Sep 2021 raised from the Private Placement (the Net Proceeds) as follows:

Intended Use	Amount allocated (as stated in the Announcements) \$'000	Amount utilised as at 30 Sep 2021 \$'000	Balance of Net Proceeds as at 30 Sep 2021 \$'000
To partially fund the acquisition and the associated costs	67,885	(64,622)	3,263
To fund future acquisitions and to repay debt (including debt previously drawn down for investments) to create debt headroom for future acquisitions	132,720	(120,422)	12,298
Total Use of Net Proceeds	200,605	(185,044)	15,561

Portfolio Overview (as at 30 Sep 2021)

	Location	Interest	Attributable lettable area (sq ft)	No. of clients ¹	Occupancy rate (%)	Valuation ²	Lease type	WALE (years) ³	Land lease title
Asia Pacific									
Keppel DC Singapore 1	Singapore	100%	109,721	25	93.1	S\$298.0m	Keppel lease / Colocation	3.2	Leasehold (Expiring 30 Sep 2025, with option to extend by 30 years)
Keppel DC Singapore 2	Singapore	100%	38,480	5	98.2	S\$174.0m	Keppel lease / Colocation	3.0	Leasehold (Expiring 31 July 2051)
Keppel DC Singapore 3	Singapore	90%	49,433	2	100.0	S\$238.5m	Keppel lease / Colocation	3.1	Leasehold (Expiring 31 Jan 2022, with option to extend by 30 years)
Keppel DC Singapore 4	Singapore	99%	83,698	6	95.7	S\$386.1m	Keppel lease / Colocation	0.9	Leasehold (Expiring 30 Jun 2050)
Keppel DC Singapore 5	Singapore	99%	92,889	3	100.0	S\$356.4m	Keppel lease / Colocation	2.7	Leasehold (Expiring 31 Aug 2041)
DC1	Singapore	100%	213,815	1	100.0	S\$212.0m	Triple-net (Fully-fitted)	14.5	Leasehold (Expiring 31 Jul 2044)
Basis Bay Data Centre	Cyberjaya, Malaysia	99%	48,193	1	63.1	MYR 71.3m (S\$23.4m)	Colocation	0.7	Freehold
Gore Hill Data Centre	Sydney, Australia	100%	90,955	3	100.0	A\$208.5m (S\$205.8m)	Triple-net (Shell & core) / Colocation	4.2	Freehold
Intellicentre Campus ⁴	Sydney, Australia	100%	174,042	1	100.0	A\$85.9m ⁵ (S\$84.6m)	Triple-net (Shell & core)	19.8	Freehold

1. Certain clients have signed more than one colocation arrangement using multiple entities.

2. Based on latest respective independent valuations and respective ownership interests as at 31 Dec 2020, unless otherwise stated.

3. By leased area.

4. Located within the same site in Macquarie Park, IC3 East DC and Intellicentre 2 Data Centre was collectively renamed Intellicentre Campus

5. Based on the latest independent valuation for IC2 as at 31 Dec 2020 and the development cost of IC3 East DC, and based on the exchange rate of A\$1: S\$0.9845

Portfolio Overview (as at 30 Sep 2021)

	Location	Interest	Attributable lettable area (sq ft)	No. of clients ¹	Occupancy rate (%)	Valuation ²	Lease type	WALE (years) ³	Land lease title
Europe									
Cardiff Data Centre	Cardiff, United Kingdom	100%	79,439	1	100.0	£36.5m (S\$65.1m)	Triple-net (Shell & core)	9.7	Freehold
GV7 Data Centre	London, United Kingdom	100%	24,972	1	100.0	£37.2m (S\$66.3m)	Triple-net (Fully-fitted)	5.4	Leasehold (Expiring 28 Sep 2183)
Almere Data Centre	Almere, The Netherlands	100%	118,403	1	100.0	€94.2m (S\$150.9m)	Double-net (Fully-fitted)	6.9	Freehold
Amsterdam Data Centre	Amsterdam, The Netherlands	100%	141,698	10	99.1	€28.0m ⁴ (S\$44.9m)	Double-net (Shell & core)	3.8	Freehold
Eindhoven Campus	Eindhoven, The Netherlands	100%	83,841	3	100.0	€35.4m ⁵ (S\$57.1m)	Double-net (Shell & core)	6.5	Freehold
Keppel DC Dublin 1	Dublin, Ireland	100%	68,118	26	82.6	€95.9m (S\$153.7m)	Colocation	3.3	Leasehold (Expiring 31 Dec 2998)
Keppel DC Dublin 2	Dublin, Ireland	100%	28,128	4	100.0	€89.3m (S\$143.0m)	Colocation	7.1	Leasehold (Expiring 31 Dec 2997)
Milan Data Centre	Milan, Italy	100%	165,389	1	100.0	€38.2m (S\$61.2m)	Double-net (Shell & core)	6.3	Freehold
maincubes Data Centre	Offenbach am Main, Germany	100%	97,043	1	100.0	€94.1m (S\$150.7m)	Triple-net (Fully-fitted)	11.5	Freehold
Kelsterbach Data Centre	Kelsterbach, Germany	100%	540,869	1	100.0	€79.0m (S\$126.6m)	Triple-net (Shell & core)	4.3	Freehold

1. Certain clients have signed more than one colocation arrangement using multiple entities.

2. Based on latest respective independent valuations and respective ownership interests as at 31 Dec 2020, unless otherwise stated.

3. By leased area.

4. Based on latest independent valuation as at 23 Nov 2020.

5. Based on latest independent valuation as at 7 Jul 2021.

Overview of Lease Arrangements

Asia Pacific	Lease Arrangement	Description	Responsibilities of Owner			
			Property Tax	Building Insurance	Maintenance Opex	Refresh Capex
Keppel DC Singapore 1	Keppel lease ¹ / Colocation ²	<ul style="list-style-type: none"> Client: Pays rent Owner: Bears all expenses; responsible for facilities management 	✓	✓	✓	✓
Keppel DC Singapore 2	Keppel lease ¹ / Colocation ²	<ul style="list-style-type: none"> Client: Pays rent Owner: Bears all expenses; responsible for facilities management 	✓	✓	✓	✓
Keppel DC Singapore 3	Keppel lease ¹ / Colocation ²	<ul style="list-style-type: none"> Client: Pays rent Owner: Bears all expenses; responsible for facilities management 	✓	✓	✓	✓
Keppel DC Singapore 4	Keppel lease ¹ / Colocation ²	<ul style="list-style-type: none"> Client: Pays rent Owner: Bears all expenses; responsible for facilities management 	✓	✓	✓	✓
Keppel DC Singapore 5	Keppel lease ¹ / Colocation ²	<ul style="list-style-type: none"> Client: Pays rent Owner: Bears all expenses; responsible for facilities management 	✓	✓	✓	✓
DC1	Triple-net lease	<ul style="list-style-type: none"> Client: Pays rent and all outgoings except insurance for the shell of the building, responsible for facilities management 	-	✓	-	-
Basis Bay Data Centre	Colocation ²	<ul style="list-style-type: none"> Client: Pays rent; responsible for facilities management Owner: Bears pre-agreed facilities management amount, insurance and property tax 	✓	✓	✓	✓
Gore Hill Data Centre (for one client)	Triple-net lease	<ul style="list-style-type: none"> Client: Pays rent and all outgoings; responsible for facilities management in their space 	-	-	-	-
Gore Hill Data Centre (for two clients)	Colocation ²	<ul style="list-style-type: none"> Client: Pays rent Owner: Bears all expenses; responsible for facilities management 	✓	✓	✓	✓
Intellicentre Campus ³	Triple-net lease	<ul style="list-style-type: none"> Client: Pays rent and all outgoings; responsible for facilities management 	-	-	-	-

1. Refers to the leases entered into by Keppel DC REIT with the Keppel lessees in relation to Keppel DC Singapore 1, Keppel DC Singapore 2, Keppel DC Singapore 3, Keppel DC Singapore 4 and Keppel DC Singapore 5 respectively. Due to the pass through nature of the Keppel leases, Keppel DC REIT will substantially enjoy the benefits and assume the liabilities of the underlying colocation arrangements between Keppel lessees and the underlying clients.

2. Colocation arrangements are typically entered into by end-clients who utilise colocation space for the installation of their servers and other mission critical IT equipment. Keppel DC REIT is usually responsible for facilities management in respect of such colocation arrangements, except in the case of Basis Bay Data Centre where the client is responsible for facilities management.

3. Located within the same site in Macquarie Park, IC3 East DC and Intellicentre 2 Data Centre was collectively renamed Intellicentre Campus.

Overview of Lease Arrangements

Europe	Lease Arrangement	Description	Responsibilities of Owner			
			Property Tax	Building Insurance	Maintenance Opex	Refresh Capex
Cardiff Data Centre	Triple-net lease	■ Client: Pays rent and all outgoings; responsible for facilities management	-	-	-	-
GV7 Data Centre	Triple-net lease	■ Client: Pays rent and all outgoings; responsible for facilities management	-	-	-	-
Almere Data Centre	Double-net lease	■ Client: Pays rent and all outgoings except building insurance and property tax; responsible for facilities management	✓	✓	-	-
Amsterdam Data Centre	Double-net lease	■ Client: Pays rent and all outgoings except building insurance and property tax; responsible for facilities management	✓	✓	-	-
Eindhoven Campus	Double-net lease	■ Client: Pays rent and all outgoings except building insurance and property tax; responsible for facilities management	✓	✓	-	-
Keppel DC Dublin 1	Colocation ^{2,3}	■ Client: Pays rent ■ Owner: Bears all expenses; responsible for facilities management	✓	✓	✓	✓
Keppel DC Dublin 2	Colocation ^{2,3}	■ Client: Pays rent ■ Owner: Bears all expenses; responsible for facilities management	✓	✓	✓	✓
Milan Data Centre	Double-net lease	■ Client: Pays rent and all outgoings except building insurance and property tax; responsible for facilities management	✓	✓	-	-
maincubes Data Centre	Triple-net lease	■ Client: Pays rent and all outgoings; responsible for facilities management	-	-	-	-
Kelsterbach Data Centre	Triple-net lease	■ Client: Pays rent and all outgoings; responsible for facilities management	-	-	-	-

1. Refers to the leases entered into by Keppel DC REIT with the Keppel lessees in relation to Keppel DC Singapore 1, Keppel DC Singapore 2, Keppel DC Singapore 3, Keppel DC Singapore 4 and Keppel DC Singapore 5 respectively. Due to the pass through nature of the Keppel leases, Keppel DC REIT will substantially enjoy the benefits and assume the liabilities of the underlying colocation arrangements between Keppel lessees and the underlying clients.

2. Colocation arrangements are typically entered into by end-clients who utilise colocation space for the installation of their servers and other mission critical IT equipment. Keppel DC REIT is usually responsible for facilities management in respect of such colocation arrangements, except in the case of Basis Bay Data Centre where the client is responsible for facilities management.

3. Keppel DC REIT has in place colocation arrangements with the clients of Keppel DC Dublin 1 and Keppel DC Dublin 2.

Keppel DC REIT Structure as (at 30 Sep 2021)

