



FSL Trust

2Q FY2015 Financial Results
5 August 2015

Key milestones in 2015

- Announced compliance with the original 2011 loan agreement in January
- Gain of US\$1.7 million from the disposal of TORM shares in January
- Secured a new two-year time charter agreement with Tesoro on improved rates for FSL Hong Kong in April
- Strengthened the Board through the appointment of Michael Gray as Independent Director and Chairman of the audit committee in May
- Secured new time charter agreements with a leading global commodities trader on improved rates for FSL Shanghai, FSL Hamburg and FSL Singapore in July

2QFY15 – Key financial highlights



- Net cash generated from operations increased by 32.2% year-on-year to US\$17.0 million
- Generated profit of US\$6.2 million, more than 500% improvement from corresponding period
- Revenue growth of 19.9% from US\$22.9 million to US\$27.5 million in 2QFY15
- Overall operating expenses to revenue ratio improved, generating an operating profit of US\$8.5 million in 2QFY15 versus US\$4.9 million in 2QFY14
- Gearing improved from 56.5% as at 2QFY14 to 51.8% as at 2QFY15 ⁽¹⁾

Note 1: Gearing ratio = secured bank loans/(total unitholders' funds + secured bank loans)

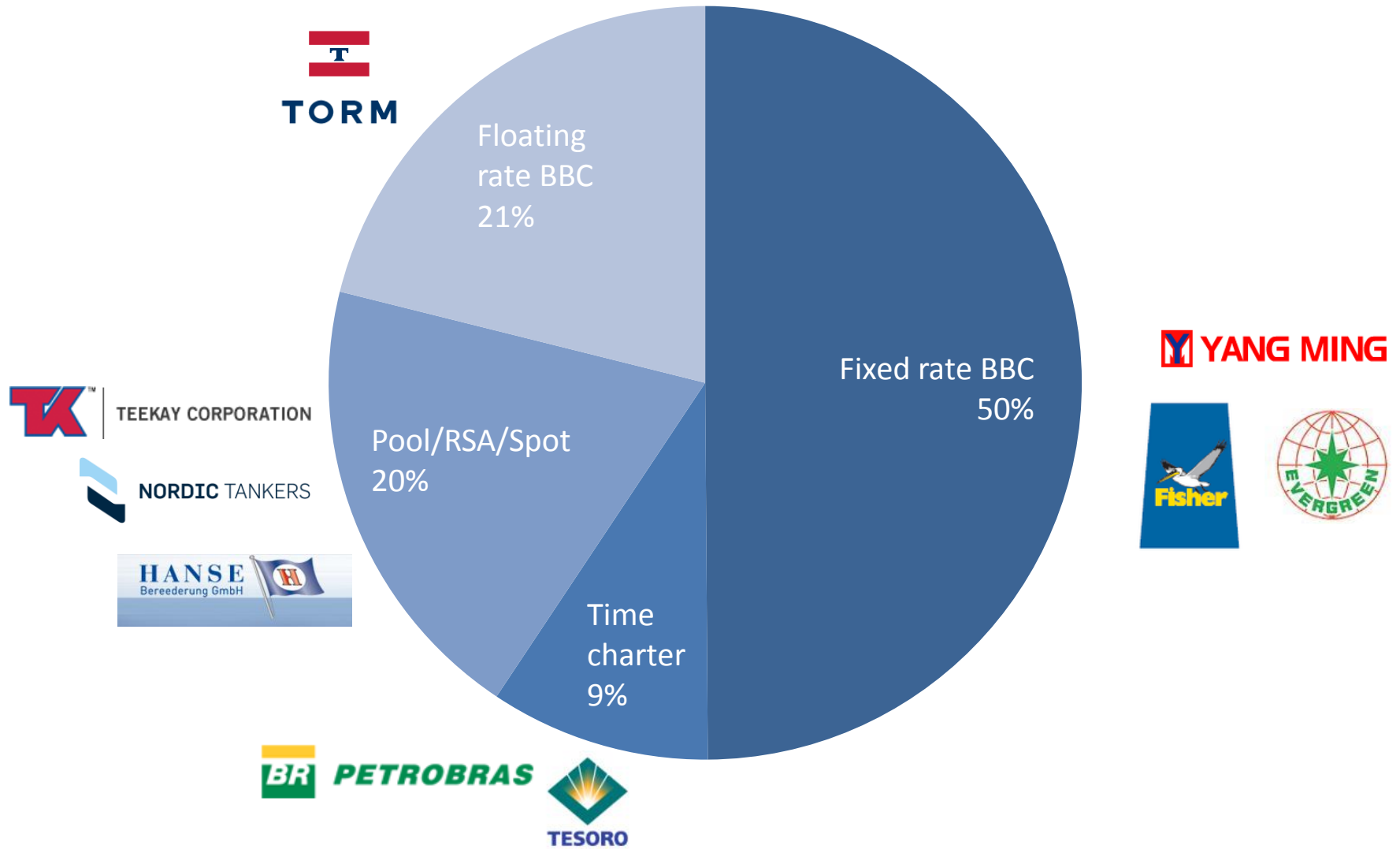
Performance review



US\$'000	2QFY15	2QFY14	Inc/(Dec) %
Revenue	27,514	22,945	19.9
Operating profit	8,482	4,938	71.8
Profit/(Loss) for the quarter	6,155	1,000	515.5
Net cash generated from operations	16,972	12,838	32.2
Debt outstanding	296,192	317,642	(6.75)

- Revenue increased due to Trust's improved deployment of its redelivered vessels and securing time charters at improved rates
- Strong improvement in net profit and net cash generated from operations

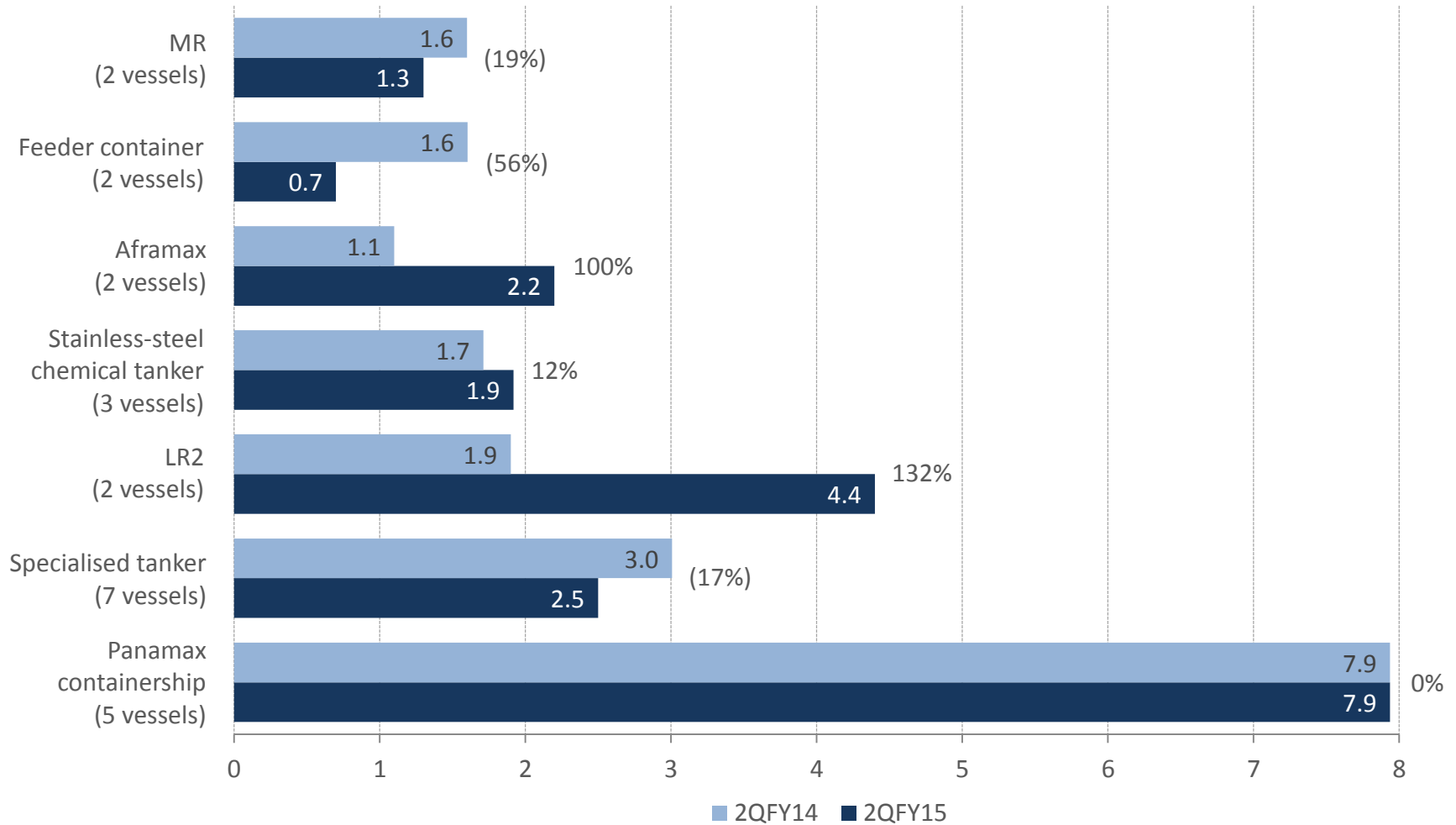
Fleet deployment by revenue⁽¹⁾



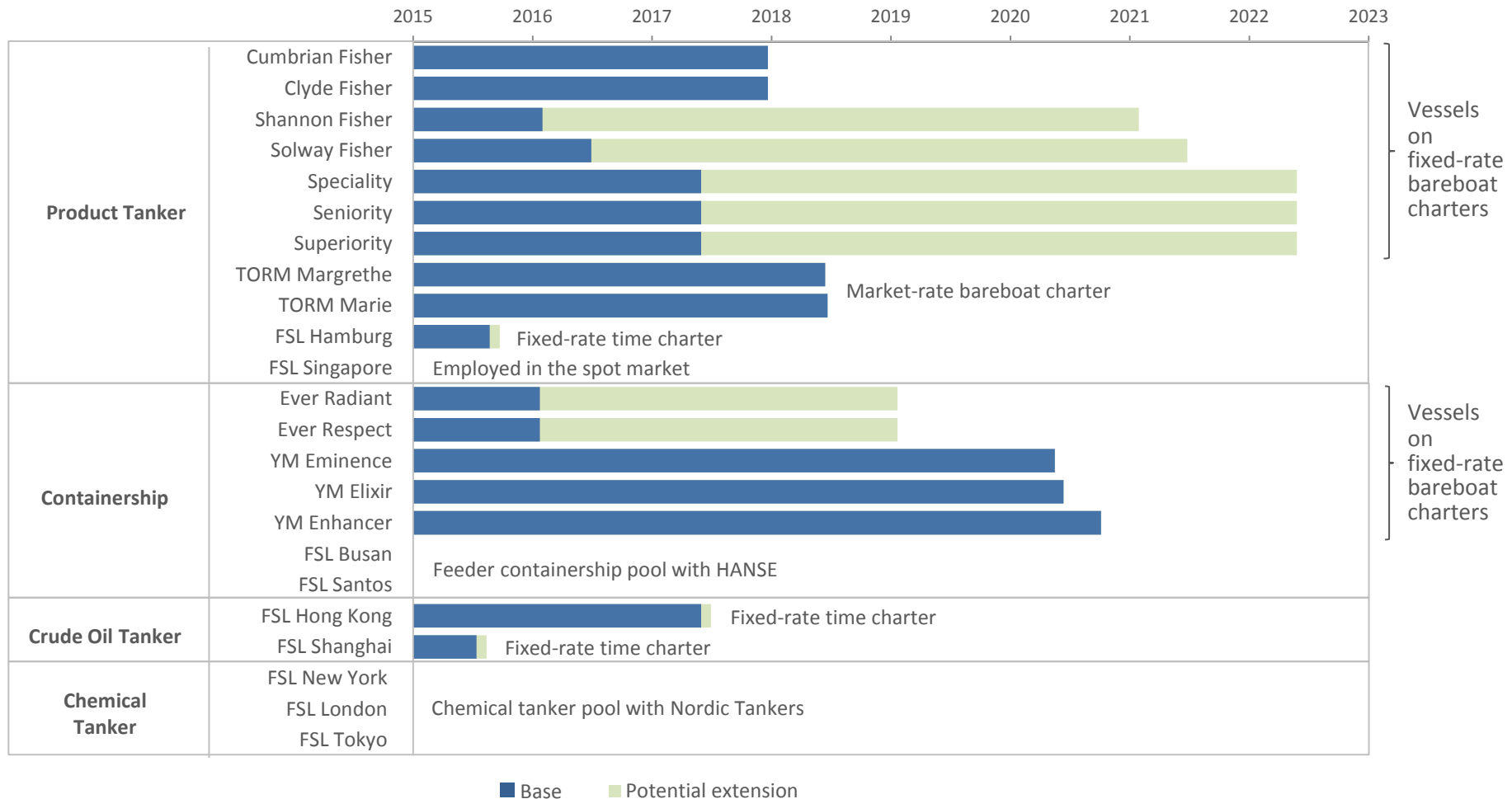
Note 1: BBCE revenue for the 3 months ended 30 June 2015

Operational performance

BBCE revenue by vessel type (US\$ million)

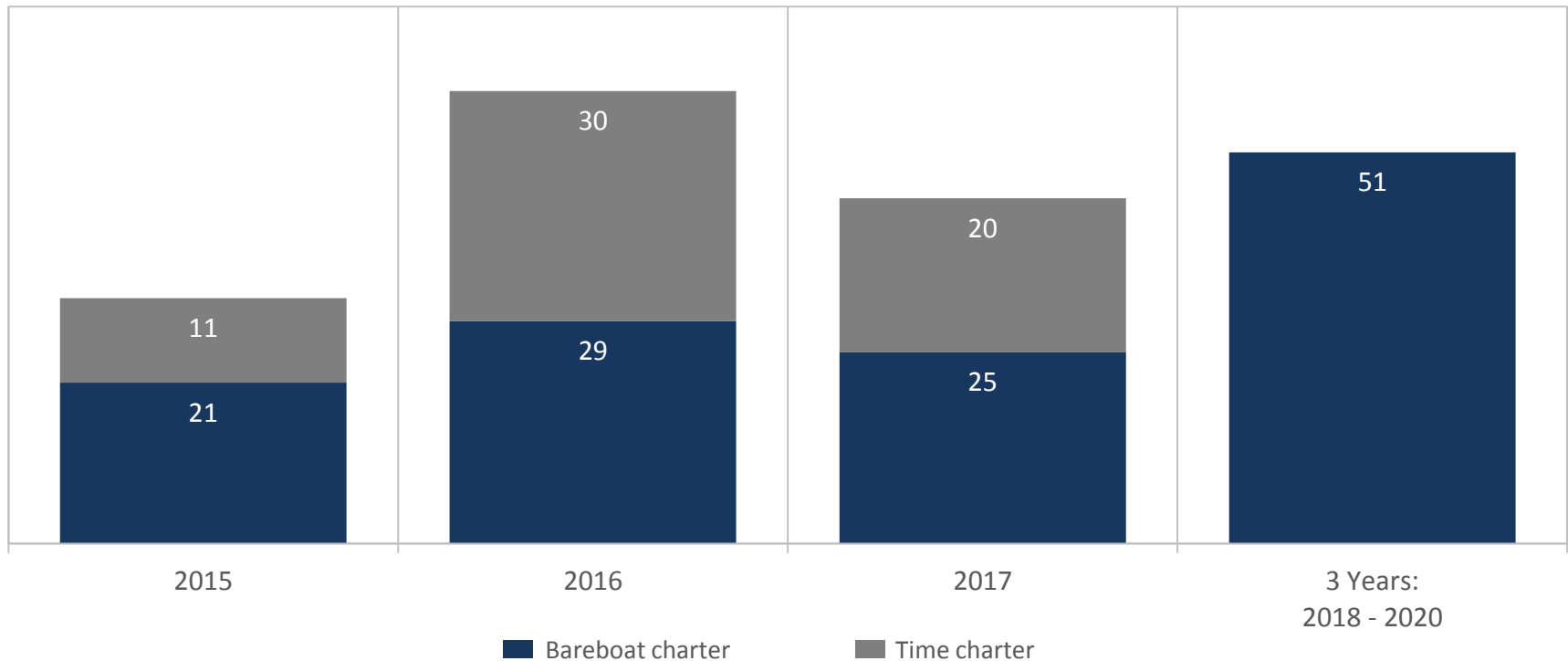


Lease maturity of vessels



Revenue backlog

Remaining contracted revenue stood at US\$187 million⁽¹⁾
as of 30 June 2015



Note 1: Based on revenue from 12 bareboat charters (excluding the TORM charters on variable rates) and from time charter contracts with Tesoro, Petrobras and Trafigura

Scheduled dry docks for FY2015

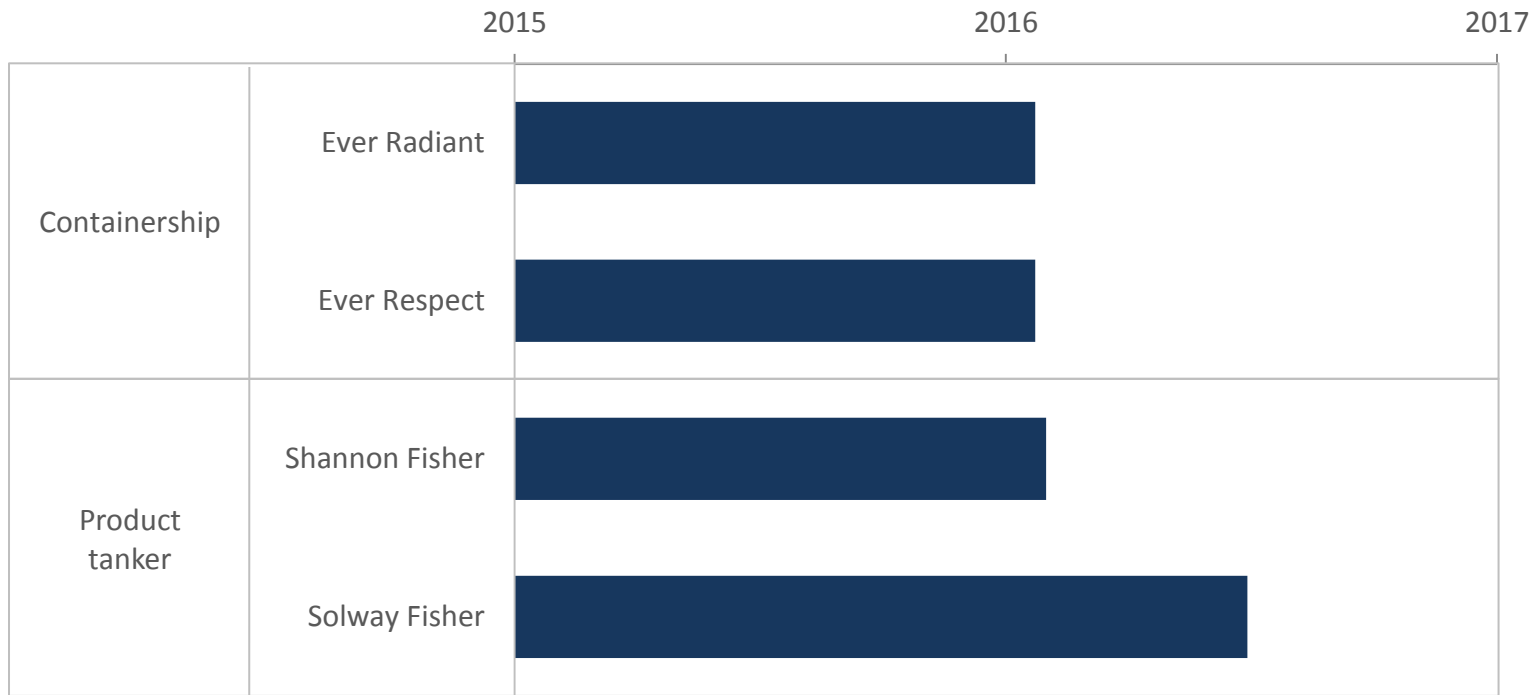
FSL managed fleet - Vessels planned for dry docking

Vessel	Date
FSL Hamburg	4Q FY2015
FSL Singapore	4Q FY2015

Latest dry dock

Vessel	Date
FSL London	4Q FY2014

Upcoming scheduled redeliveries



- Four vessels on fixed rate bareboat charters redelivering in 2016

➤ Summary

- Strong financial performance achieved while maintaining good momentum – significant increase in profit and net cash generated
- Secured new time charters contracts for four tankers, all on improved rates

➤ Outlook

- Outlook for the Trust continues to improve, however revenue is expected to be affected in 2H 2015 due to dry docking of FSL Hamburg & FSL Singapore
- Focus is on ensuring the replacement of bareboat charter revenue in 2016, maintaining profitability and continuing to deliver long term value to unitholders

Thank You