



**CSE**

# 1Q2025 Interim Business Update


14 May 2025

# Disclaimer

The information contained in this presentation has not been independently verified. The Company assumes no responsibility or liability whatsoever (in negligence or otherwise) for, the accuracy or completeness of, or any errors or omissions in, any information or opinions contained herein nor for any loss howsoever arising, whether directly or indirectly, from any use, reliance or distribution of this presentation or its contents or otherwise arising in connection with this presentation. It is not the intention to provide, and you may not rely on this presentation as providing a fair, accurate, complete or comprehensive analysis of all material information concerning the Company, or the Company's financial or trading position or prospects. The information and opinions contained in this presentation are provided as at the date of this presentation and are subject to change without notice.

This presentation contains projections and forward-looking statements that reflect the Company's current views with respect to future events and financial performance. These views are based on estimates and current assumptions which are subject to business, economic and competitive uncertainties and contingencies as well as various risks and these may change over time and in many cases are outside the control of the Company and its directors. You are cautioned not to place undue reliance on these forward looking statements, which are based on the current view of the management of the Company on future events. No assurance can be given that future events will occur, that projections will be achieved, or that the Company's assumptions are correct.

- 1 1Q2025 Financial Performance
- 2 Business Overview
- 3 FY2025 Key Strategies
- 4 FY2025 Outlook



# Financial Performance in 1Q2025

- **Revenue increased by 4.0% to S\$205.5m** due to:
  - Electrification: -S\$4.2m (-4.1%)
    - Lower revenue contribution from Australia and New Zealand, resulting from delays in some projects
  - Communications: +S\$4.0m (+7.3%)
    - Revenue contributions from a newly acquired subsidiary, RFC Wireless, Inc.
  - Automation: +S\$8.2m (+19.6%)
    - Higher revenue contribution from control systems projects in the United States of America ("USA")
- **Order intake declined by 11.3% to S\$155.3m** attributed to:
  - Electrification: -S\$39.7m (-52.4%)
    - Decline in orders from the municipal market, arising from strategic shift to focus on the data center and utility markets
  - Communications: +S\$10.8m (+20.4%)
    - Substation radio communication enhancement project secured in the Asia Pacific region; and
    - Orders from recent acquisitions that have expanded the Communications business's geographic footprint and market coverage in USA
  - Automation: +S\$9.2m (+19.8%)
    - Large contract for chemical injection skid primarily used in the oil and gas industry in USA
- **Robust order book of S\$616.0m as at 31 March 2025**

## Revenue

**S\$205.5m**

▲ 4.0%

## Order Intake

**S\$155.3m**

▼ 11.3%

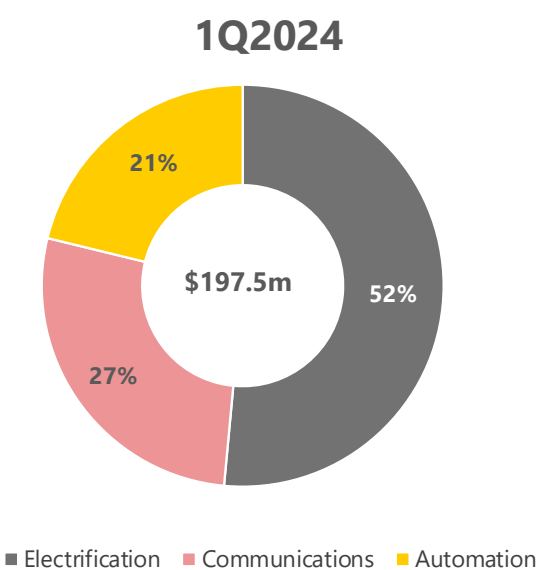
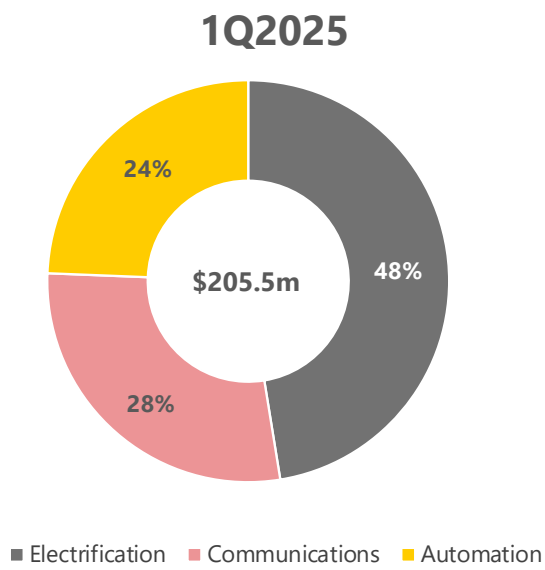
## Order Book

**S\$616.0m**

▼ 14.4%

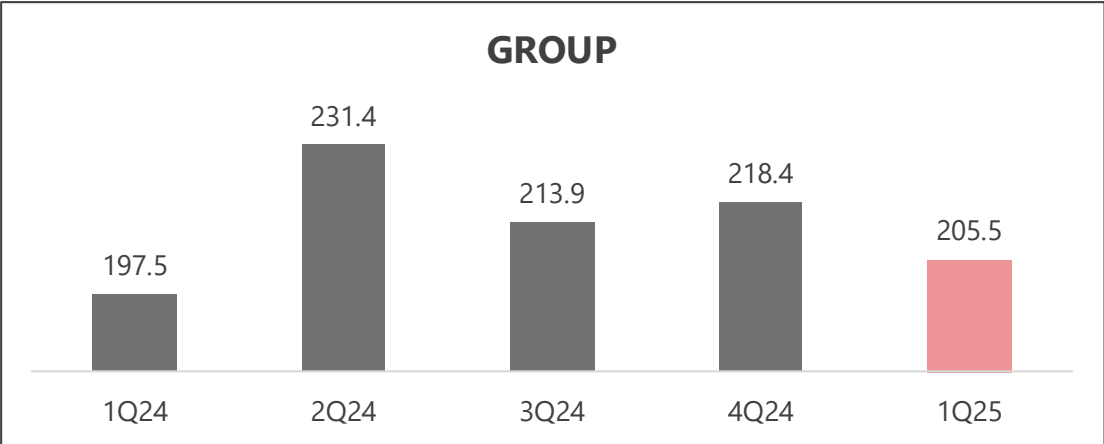
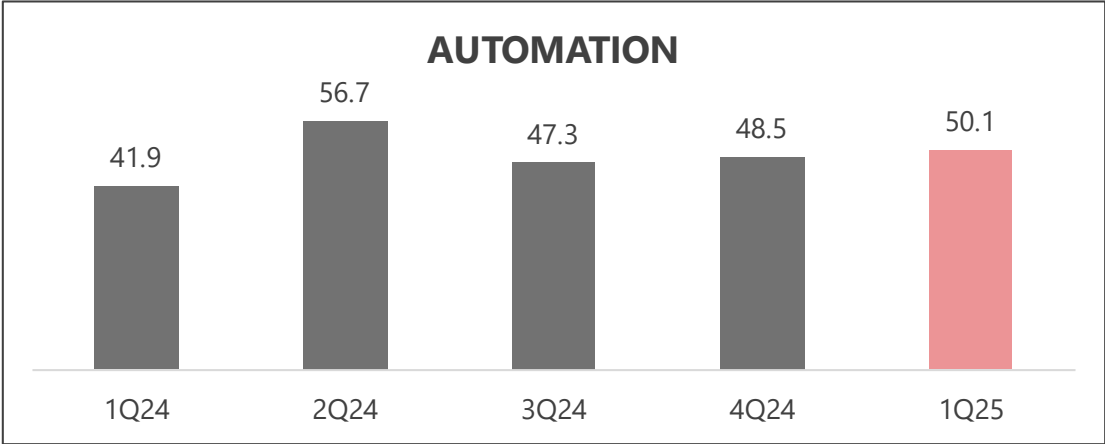
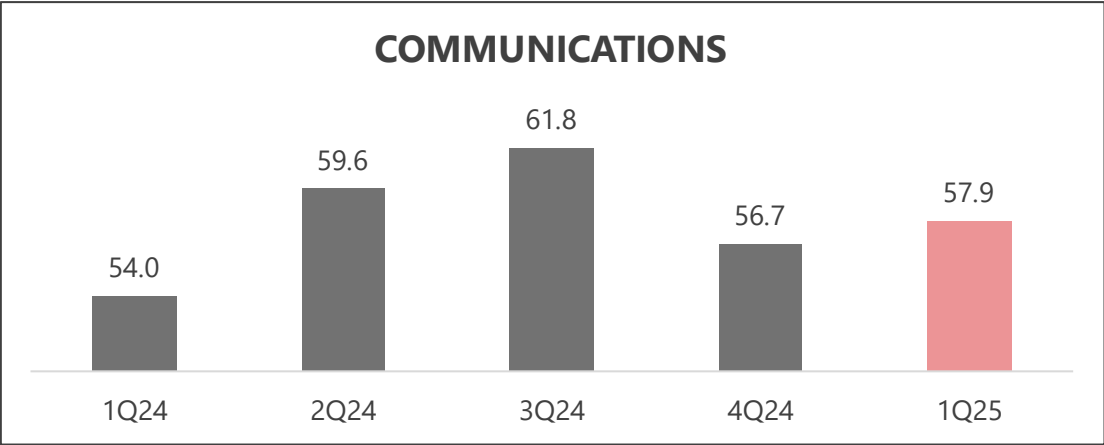
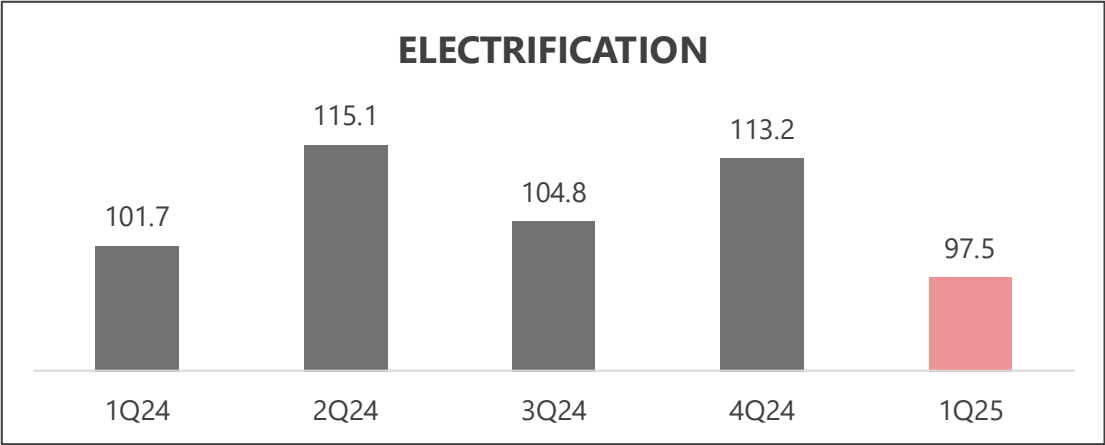
# 1Q2025: Revenue Breakdown By Business Segment

S\$ million	1Q2025	1Q2024	YoY %
Electrification	97.5	101.7	-4.1%
Communications	57.9	54.0	7.3%
Automation	50.1	41.9	19.6%
<b>Total</b>	<b>205.5</b>	<b>197.5</b>	<b>4.0%</b>



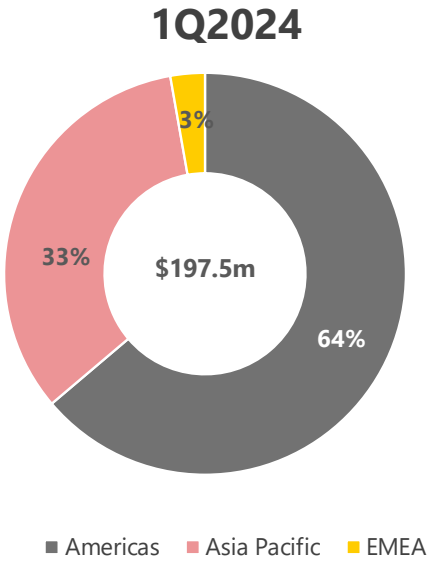
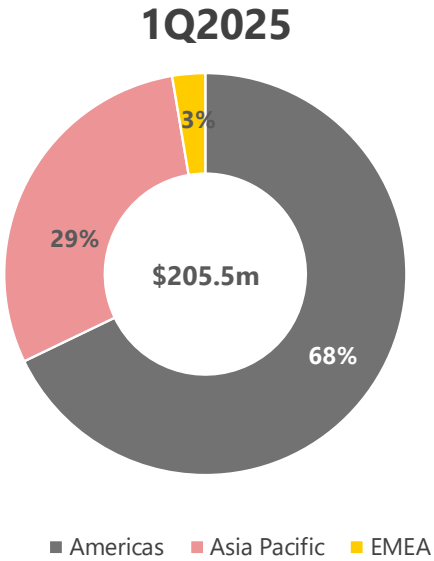
# Quarterly Revenue Trends by Business Segment

By Business, Q-o-Q  
(S\$ million)



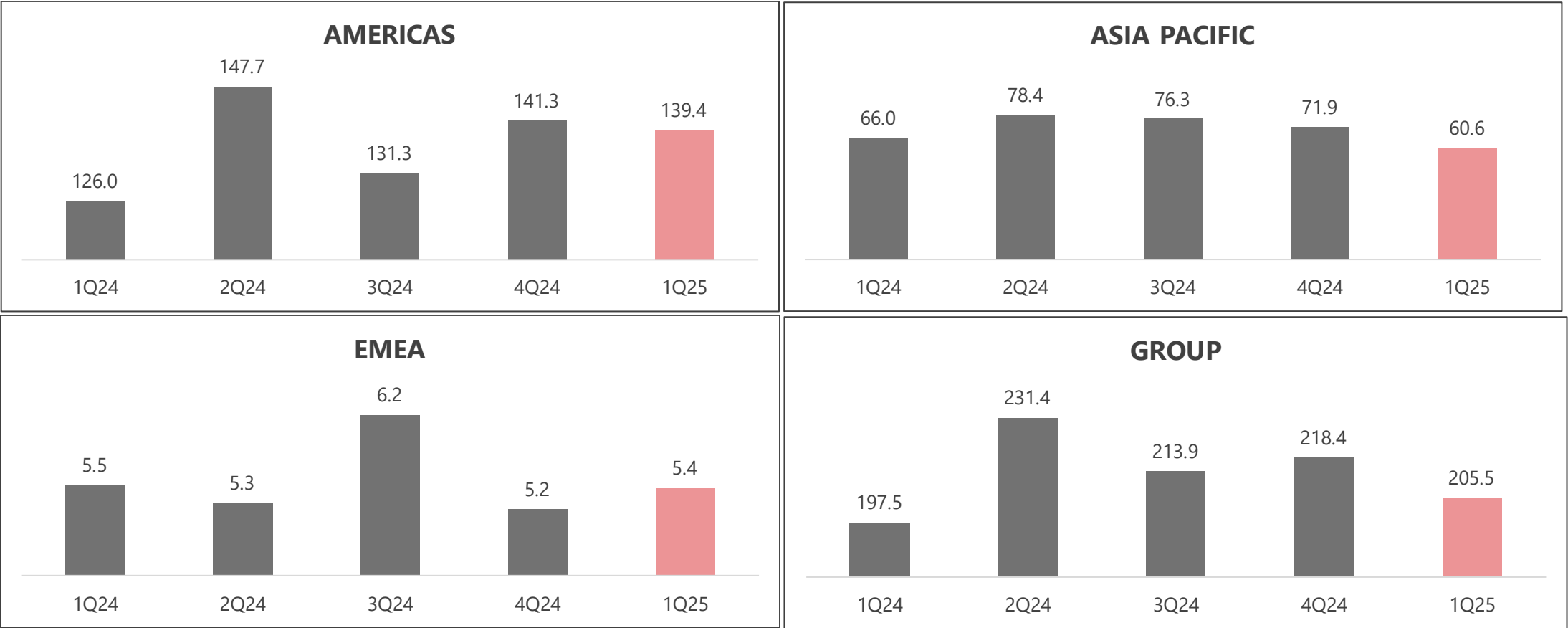
# 1Q2025: Revenue Breakdown By Geographical Segment

S\$ million	1Q2025	1Q2024	YoY %
Americas	139.4	126.0	10.6%
Asia Pacific	60.6	66.0	-8.2%
EMEA	5.4	5.5	-0.7%
<b>Total</b>	<b>205.5</b>	<b>197.5</b>	<b>4.0%</b>



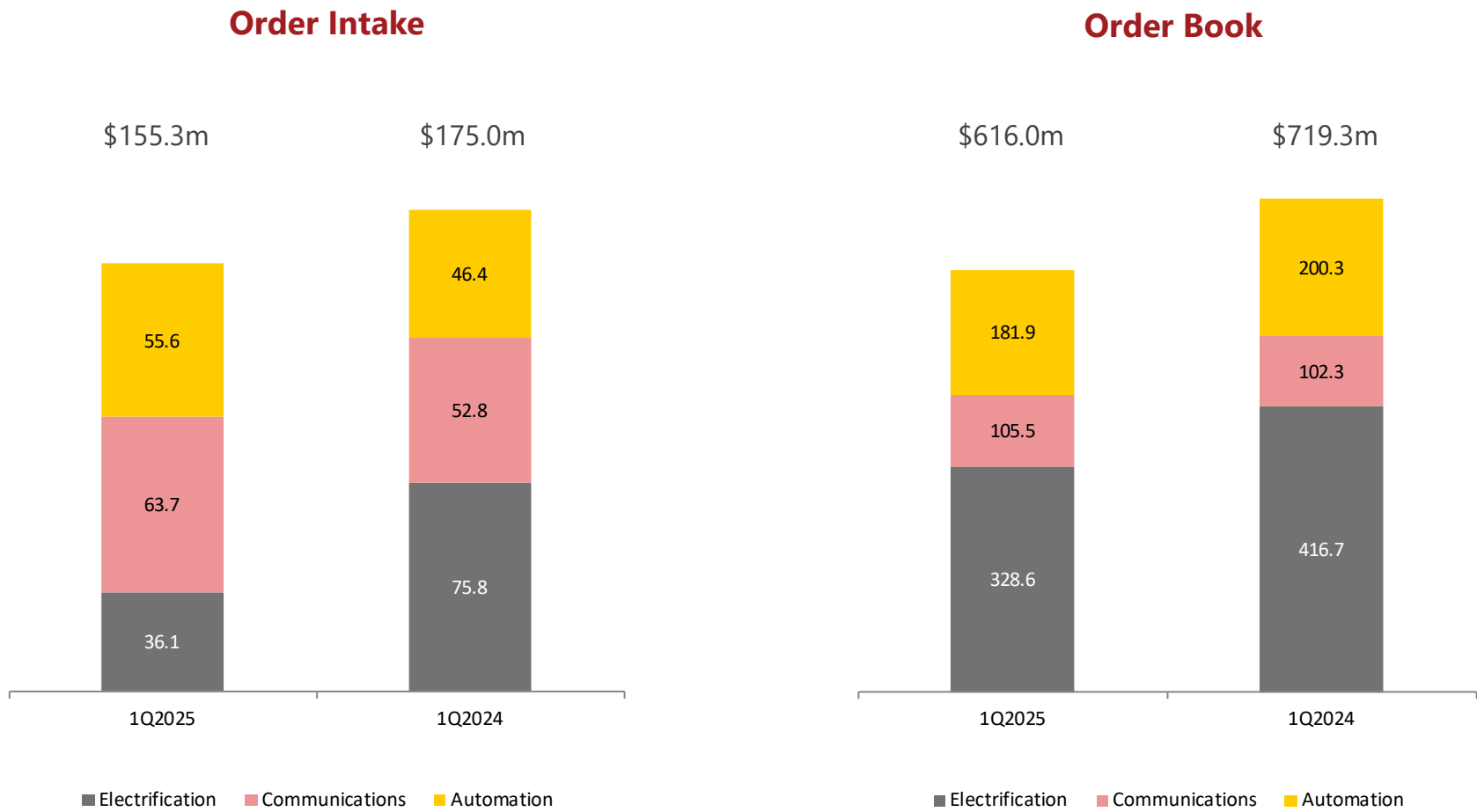
# Quarterly Revenue Trends by Geographical Segment

By Geography, Q-o-Q  
(S\$ million)



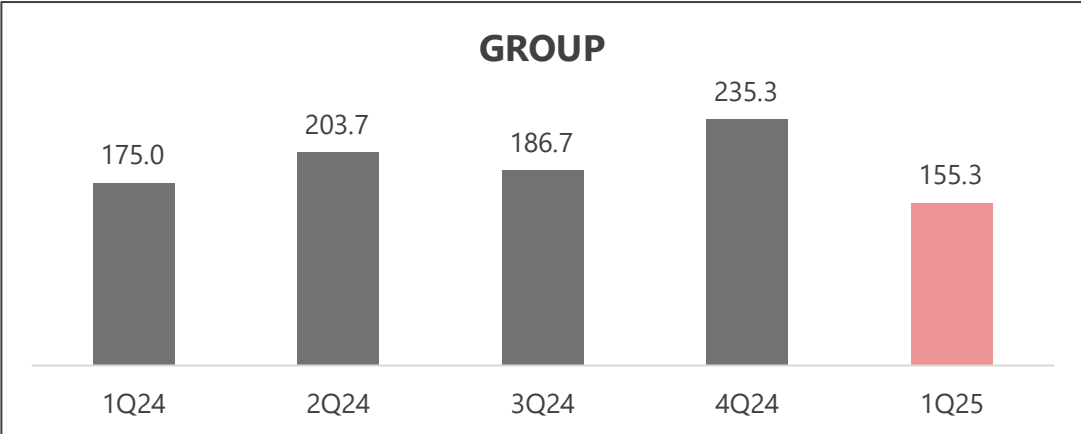
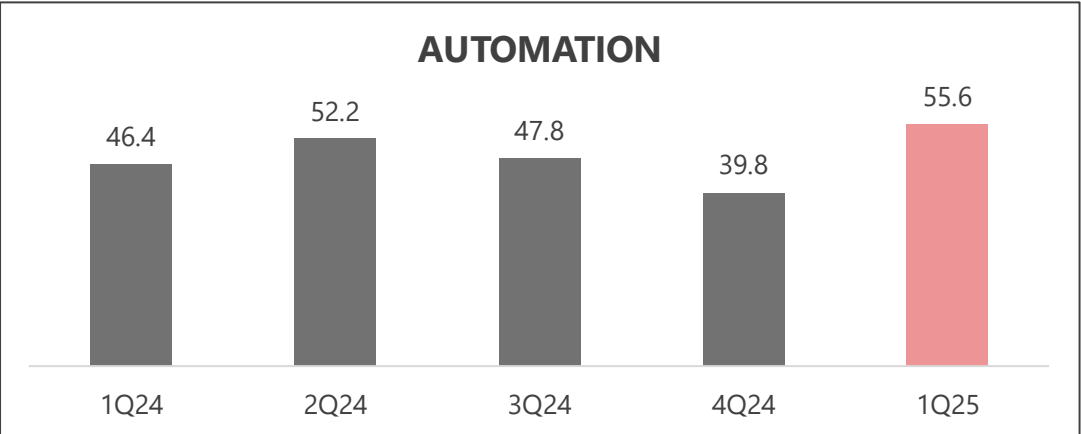
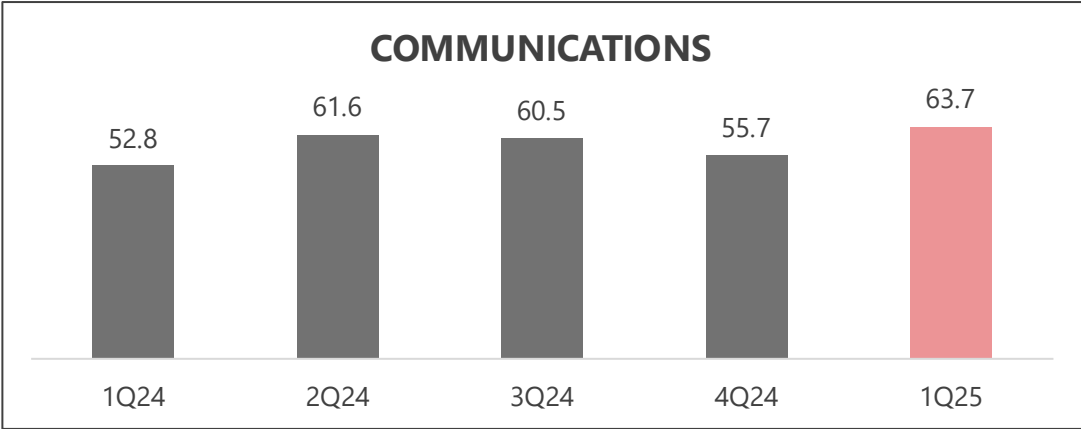
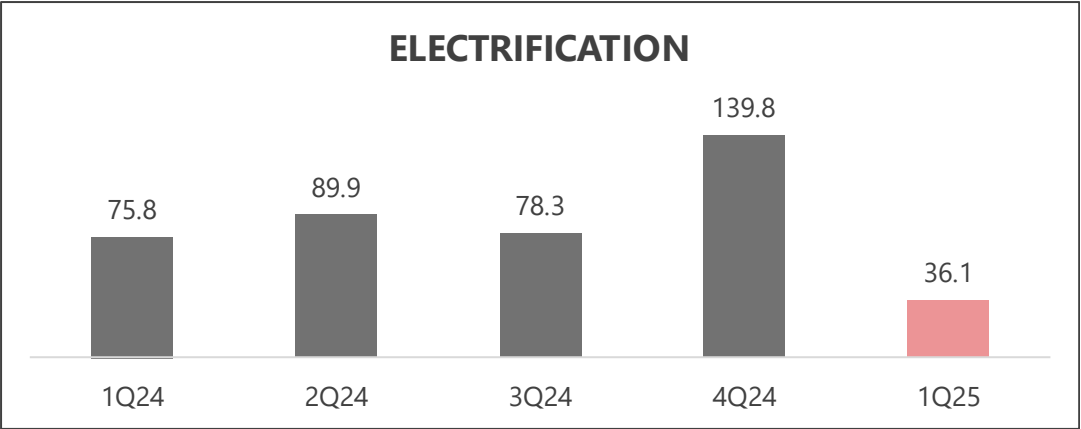


# 1Q2025 Order Intake/Book By Business Segment



# Order Intake by Business Segment

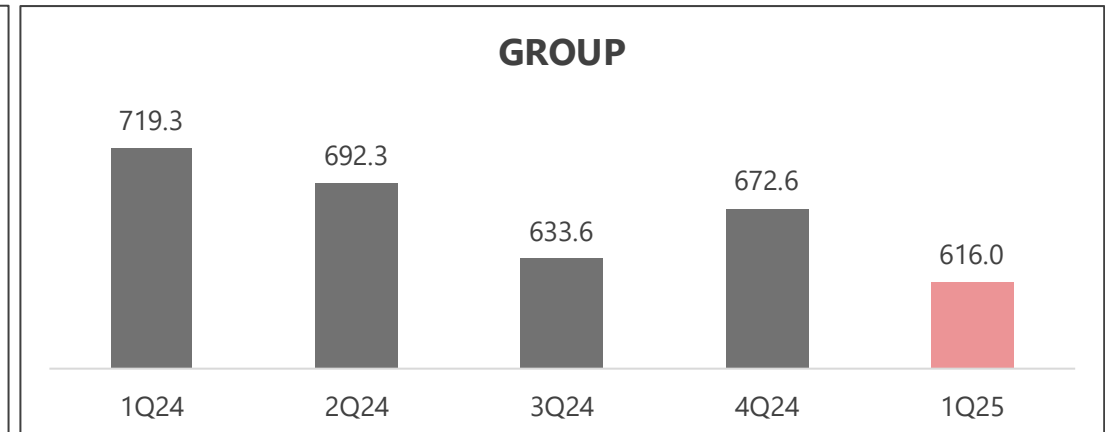
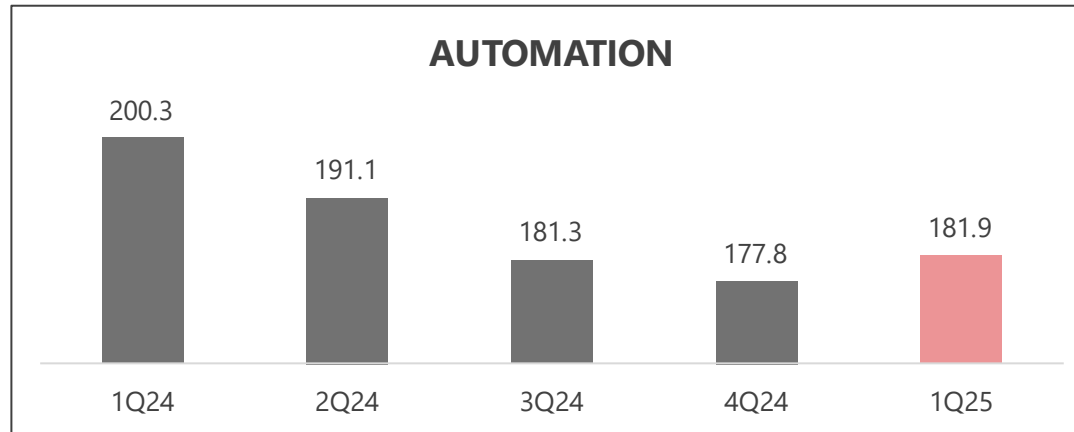
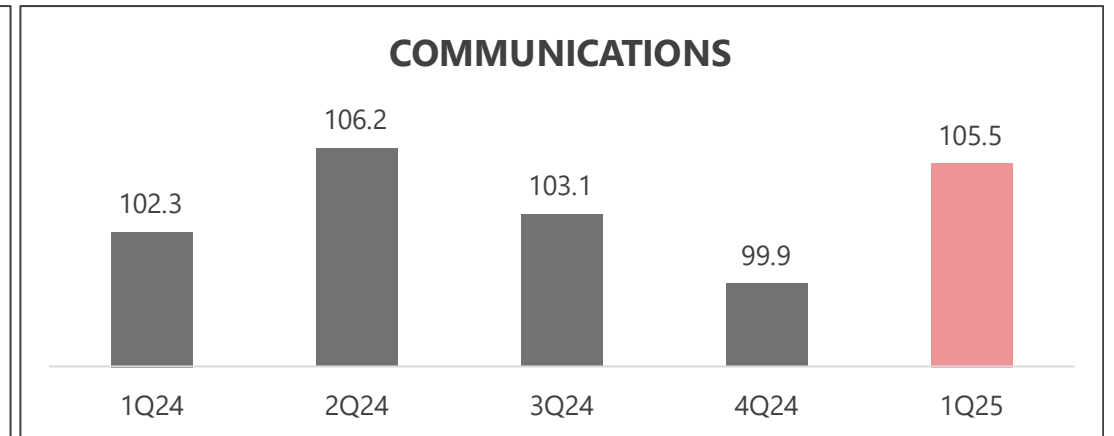
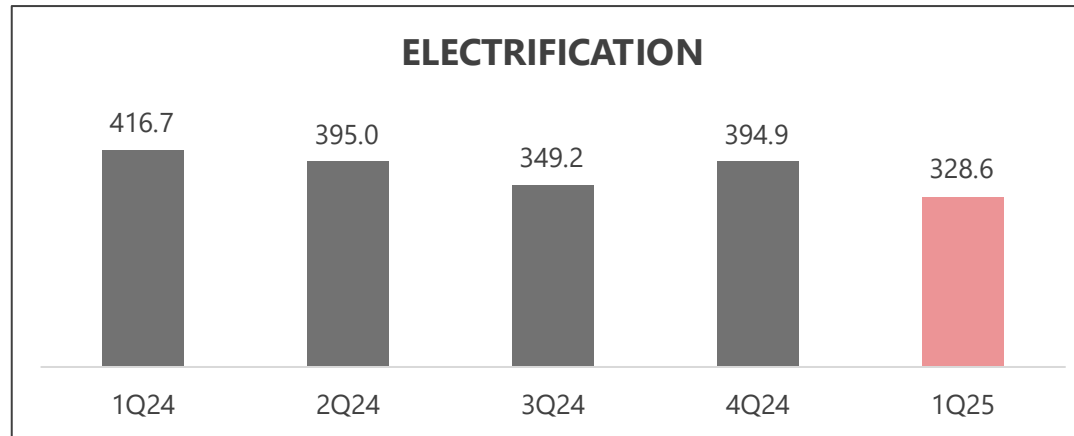
By Business, Q-o-Q  
(S\$ million)



# Order Book by Business Segment

## By Business, Q-o-Q

(S\$ million)



# Business Overview

- Revenue growth of 4.0% from S\$197.5 million to S\$205.5 million in 1Q2025
- S\$155.3 million of new order intake in 1Q2025
- Order book stood robust at S\$616.0 million as at 31 March 2025
- Current global economic outlook and inflationary pressures continue to present uncertainties in the market
- Completed the acquisition of Chicago Communications, LLC on 30 April 2025

# Emerging Megatrends Driving Growth

## Urbanisation



- Currently, 56% of the world's population (4.4 billion) live in cities.
- According to The World Bank<sup>(1)</sup>, this figure is expected to be more than doubled by 2050, at which point nearly 7 out of 10 people will live in cities.

## Electrification



- Process of substituting fossil-fuel sources of power with electricity generated from renewable energy sources (One of the most important strategy for reducing CO<sub>2</sub> emissions).
- According to Precedence Research<sup>(2)</sup>, the Global Electrification Market will reach a size of US\$209.01 billion by 2034, growing at a CAGR of almost 9% between 2024 and 2034.

## Decarbonisation



- Process of removal or reduction of CO<sub>2</sub> output into the atmosphere.
- Plays a very important role in limiting global warming.
- According to Deloitte<sup>(3)</sup>, decarbonisation requires a fundamentally different energy system, such as alternative energy sources based on green electricity and green molecules.

## Artificial Intelligence



- According to Statista<sup>(4)</sup>, the global AI market is expected to show a CAGR of 27.7% from 2025 to 2030.

(1) The World Bank, April 2025 – Urban Development  
(2) Precedence Research, December 2024 - Electrification Market  
(3) Deloitte Article – What is decarbonisation?  
(4) Statista – Artificial Intelligence: Worldwide Market Insight

# Growth Plans - Critical Communications

## Our Solutions

- Private network
- Provides push-to-talk (PTT) and public switch telephone network (PSTN) using tetra radio/LTE network

## Where we are today:

- UK
- USA
- Australia & New Zealand
- Singapore

## Where we want to be:

- Global



# FY2025 Outlook

The current global economic outlook and inflationary pressures continue to present uncertainties in the markets we operate. Subject to these uncertainties in the macroeconomic environment, CSE is well positioned to achieve a healthy financial performance in 2025 with an order book of S\$616.0 million as at 31 March 2025.

Going forward, our strategy to focus on Electrification and Communications businesses is expected to yield positive outcomes for the Group. We will expand our engineering capabilities and technology solutions to pursue new market opportunities brought about by the emerging trends towards urbanization, electrification and decarbonisation.



**CSE**

**Q&A**