



**GOODLAND** *Good Living*

ANNUAL REPORT 2021



# Industrial

We will actively evaluate suitable development and investment opportunities across the regional markets.

# Content

---

02

FINANCIAL  
HIGHLIGHTS

03

MESSAGE FROM CEO AND  
GROUP MANAGING DIRECTOR

08

BOARD OF  
DIRECTORS

11

KEY  
MANAGEMENT

12

ON-GOING  
PROJECTS

14


LEASING AND  
MANAGEMENT

16

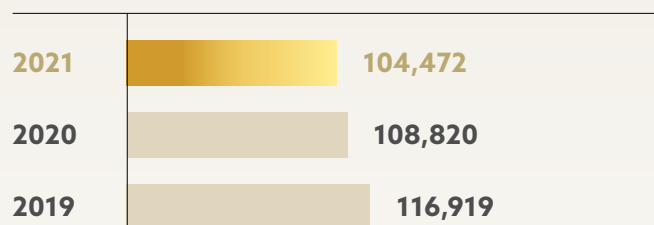
CORPORATE  
INFORMATION

# Financial Highlights

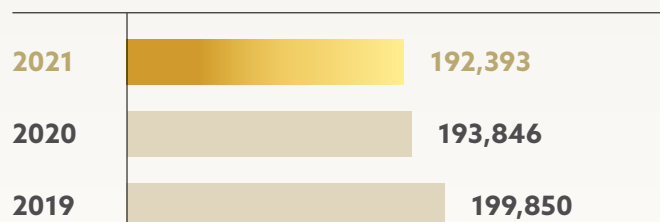
## Total Assets (\$'000)



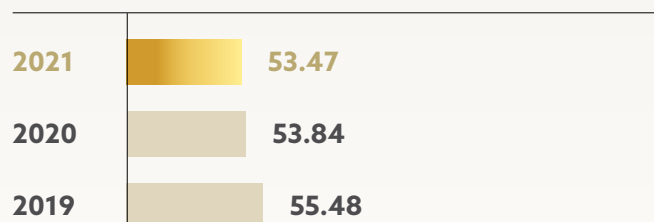
## Total Liabilities (\$'000)



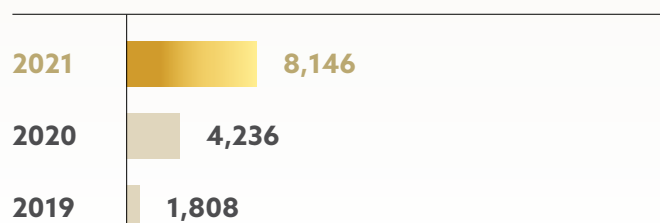
## Shareholders' Equity (\$'000)



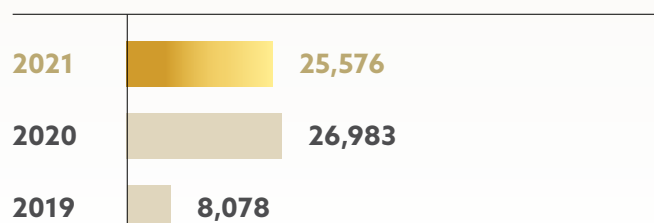
## NAV per Share (Cents)




## Cash & Bank Balance (\$'000)




## Revenue (\$'000)



## Profit/(Loss) After Tax (\$'000)



## Earnings/(Loss) per Share - Basic & Diluted (Cents)



# Message from CEO and Group Managing Director

“

**Goodland** will remain prudent as we continue to focus on executing our long-term business strategy and capitalise on suitable market opportunities to strengthen the Group's portfolio and financial position.

”

## Dear Valued Stakeholders,

On behalf of the Board of Directors of the Goodland Group Ltd, I present to you the annual report for the financial year ended 31 September 2021 ("FY2021").

The protracted coronavirus ("COVID-19") pandemic continued to have a profound impact on the global economy. In Singapore, the emergence of more contagious variants has resulted in additional curbs being implemented to minimise transmission risk while the country focused on boosting vaccination rates as part of its concerted efforts to transition to endemic living. The effects of the COVID-19 pandemic continue to be keenly felt in the Singapore economy, as disruptions brought on by the pandemic have fundamentally altered how business is conducted in most sectors.

In spite of the difficult operating environment, the Group is heartened by the uptick in sales and leasing activities across the residential, commercial and industrial property sectors in Singapore. Notwithstanding the economic disruptions, overall prices for residential private properties have remained healthy as shown by the recent statistics released by the Urban Redevelopment Authority's ("URA") private residential price index. Construction activities have progressively resumed in tandem with the implementation of workplace safety measures. We have also harnessed digital marketing to strategically pivot during this crisis and drive sales.

We will continue to exercise prudence and adopt the necessary measures to moderate the impact of COVID-19 and any other new variants or viruses -on the business while we actively evaluate suitable development and investment opportunities, both in Singapore as well as in the regional markets.

# Message from CEO and Group Managing Director

## FINANCIAL HIGHLIGHTS

The Group posted revenue of S\$25.6 million in FY2021 compared to S\$27.0 million in the previous year. The decrease of S\$1.4 million was mainly due to higher revenue generated from the sales of landed terrace houses within the Group's residential portfolio in the financial year ended 30 September 2020 ("FY2020") compared to the year under review. In line with the decrease in revenue, cost of sales was reduced by S\$2.5 million to S\$21.3 million in FY2021 from S\$23.8 million in the previous year. This resulted in gross profit of S\$4.3 million in FY2021 compared to S\$3.1 million in FY2020. Gross profit margin was 16.8% in the year under review compared to 11.7% in FY2020 because of higher margins achieved from the sale of development properties in FY2021.

Administrative expenses decreased to S\$3.9 million in FY2021 from S\$4.7 million in FY2020 mainly due to decrease in administrative salaries and related expenses for employees of the Group and lower depreciation charge in FY2021. Finance costs increased by S\$0.1 million to S\$1.4 million in FY2021 from S\$1.3 million in the previous year mainly due to borrowings costs incurred on an ongoing project being expensed off during the year. Other operating

income increased by S\$5.4 million to S\$6.1 million in FY2021 from S\$0.7 million in the previous year mainly due to project management income from associate, waiver of advances from associates and fair value gain on investment properties in the year under review. Other operating expenses remained relatively stable at S\$0.2 million in both FY2020 and FY2021.

Share of results of associate companies changed by S\$2.6 million to a loss of S\$3.9 million in FY2021 compared to a loss of S\$1.3 million in FY2020, mainly due to the share of losses from associates.

FY2021 earnings per share was 0.29 Singapore cent on a fully diluted basis, compared to loss per share of 0.99 Singapore cent the previous year.

Net asset value per share attributable to shareholders for FY2021 was 53.47 Singapore cents, compared to 53.84 Singapore cents in FY2020. As of 30 September 2021, Goodland's net assets stood at S\$245.3 million with cash and cash equivalents of S\$8.1 million as compared to S\$247.4 million and S\$4.2 million respectively in the previous year.

### REVENUE

**\$25.6 million**

decreased S\$1.4 million from FY2020

### GROSS PROFIT

**\$4.3 million**

increased S\$1.2 million from FY2020

### TOTAL DIVIDEND

**0.225 Singapore cent / share**

compared to 0.15 Singapore cent for FY2020

# Message from CEO and Group Managing Director

## OPERATING REVIEW

In the year under review, the Group's longstanding strategy to diversify its revenue streams was underpinned by the sale of landed developments, recurring leasing income from its investment properties in Singapore and Malaysia, as well as the progressive revenue recognition from Citrine Foodland – a freehold industrial development designated for industrial food production and slated for completion in 2023.

In addition, the Group also formed Mastron Capital Pte Ltd and Mastron Synergy Pte Ltd to strengthen its building and construction division as well as to explore adjacent opportunities relating to mechanical and electrical services and further bolster its income sources.

The Group will continue to diversify its risk from larger development projects through joint ventures with other partners. While market sentiment remains weak in Malaysia and Cambodia, we will endeavour to leverage on our core expertise in property development to strategically expand in the region.

In light of concerns over the new COVID-19 variants, the Singapore government has tightened border measures and halted further easing of social measures. The Group will continue to monitor these developments while we forge ahead to deliver sustainable growth.

## CORPORATE SOCIAL RESPONSIBILITY, GOVERNANCE AND SUSTAINABILITY

Goodland believes in contributing actively to society as part of our commitment to be a responsible corporate citizen. In FY2021, we donated through Wat Ananda Metyarama Thai Buddhist Temple to support the building of Doi Pha Tang Temple in Chiang Rai, Thailand. We are also delighted to support Ain Society's initiative to provide Ramadan hampers to cancer patients and their families during the festive period.

As an organisation, we believe that high standards of corporate governance are crucial to drive sustainable business growth. During Corporate Governance Week 2021, Goodland joined the Securities Investors Association of Singapore ("SIAS") and its partners to publicly endorse the Statement of Support which advocates excellence in corporate governance and sustainability.

## OUTLOOK FOR 2022

The macroeconomic uncertainty validates the Group's blueprint to diversify its income streams and strengthen its ability to withstand the prevailing economic headwinds. The Singapore government recently introduced a package of new property cooling measures which may alter the outlook for the private residential sector. While the Group expects the next 12 months to be challenging, we are heartened by the Singapore government's conviction to progressively reopen the economy. Nevertheless, Goodland will remain prudent as we continue to focus on executing our long-term business strategy and capitalise on suitable market opportunities to strengthen the Group's portfolio and financial position.

# Message from CEO and Group Managing Director

## DIVIDEND

While the Group does not have a formal dividend policy, we remain committed to reward our shareholders for their unflinching support amidst the tough business environment. The Board has proposed a final one-tier tax exempt cash dividend of 0.075 Singapore cent per share for FY2021. In addition, the Board has also proposed a special one-tier tax exempt cash dividend of 0.075 Singapore cent per share. Subject to shareholders' approval at our upcoming Annual General Meeting scheduled on 25 January 2022, the final and special dividends will be paid to shareholders on or around 11 February 2022 and 11 March 2022 respectively. Including the interim dividend paid earlier, the total dividend for FY2021 is 0.225 Singapore cent per share.

## ACKNOWLEDGEMENT

Finally, I would like to take this opportunity to thank our Board members for their invaluable guidance. We would also like to thank our customers and business partners for their steadfast support and trust in us. I am deeply appreciative of our management team and staff for their unrelenting commitment and hard work during the year.

The crisis has taught us that it is imperative for us to remain agile, adapt and emerge stronger together. I believe that the strategic initiatives which we have undertaken will deliver sustainable shareholder value for the Group.

We thank you and look forward to your continued support.

### **Dr Alvin Tan Chee Tiong**

*Chief Executive Officer and Group Managing Director*  
January 2022



**DIVERSIFY**  
our revenue streams



**STRENGTHEN**  
our portfolio and financial position




**FOCUS**  
on expertise to expand strategically



# Commercial

We have harnessed digital marketing to strategically pivot during the pandemic and drive sales.



# Board of Directors

## BEN TAN CHEE BENG

### Executive Chairman

Appointed as the Executive Director on 6 May 2004, Mr Tan is the Chairman of the Board of Directors, and is primarily responsible for overseeing the strategic direction and investment of the Group.

He was last re-elected on 27 January 2021.

Prior to joining the Group, Mr Tan worked as a civil engineer with the Housing and Development Board, Singapore. In July 1994, he was appointed as a director of Goodland Development Pte Ltd, which commenced operations as a building and civil engineering company undertaking both private projects and public infrastructure works.

Together with the other cofounder, Dr Alvin Tan, they expanded the company's business operations to include property development.

Mr Tan was appointed as the Director of Citrine Capital Pte Ltd, an investment holding company and a substantial shareholder of the Group, on 1 April 2020.

Mr Tan holds a Bachelor of Engineering (Civil) degree from the National University of Singapore.

## DR ALVIN TAN CHEE TIONG

### Chief Executive Officer

Appointed as the Executive Director on 6 May 2004, Dr Tan is the Chief Executive Officer and the Managing Director of the Group, and is primarily responsible for the overall management, performance, as well as for the formulation of corporate strategies of the Group. Under his leadership, the Group has seen a significant expansion in its holdings, and a substantial increase in capital base. He was re-elected on 29 January 2019.

Dr Tan possesses more than 25 years of industry experience in both the construction and property development businesses. In January 1993, he became a cofounder and a director of Goodland Development Pte Ltd, which started as a building and civil engineering firm undertaking both private and public work projects.

Together with the other cofounder, Mr Ben Tan, he continued growing the business of the company to include property development in 1994. Apart from his commitment to the Group, Dr Tan participates in community work. He serves as a grassroots leader in Marine Parade Group Representation Constituency as a Patron of the Braddell Heights Community Club Management Committee. He serves as a grassroots leader in Sengkang East Citizens' Consultative Committee. He was conferred the Public Service Medal (PBM) by the President of Singapore in the 2016 National Day Awards.

Dr Tan holds a First Class (Honours) Degree in Construction Management from RMIT University Australia and a Doctorate in Business Administration from Apollos University, Montana, USA.

# Board of Directors

## MELANIE TAN BEE BEE

### Executive Director

Ms Melanie Tan was appointed as the Executive Director on 19 August 2009 and was last re-elected on 21 January 2020.

Ms Tan has an accounting background, and is responsible for overseeing the finances of the Group, its strategic investments, acquisitions and finance, including the Company's initial public offering. She joined the Group as Financial Controller in 1995.

Ms Tan also oversees the Group's human resource and administration, and drives service innovation within the Group.

## CHARLES CHONG YOU FOOK

### Lead Independent Director

Mr. Charles Chong was appointed as the Lead Independent Director on 13 August 2018 and was last re-elected on 29 January 2019.

Mr. Chong was engaged as a Consultant at SIA Engineering Company from August 2015 to June 2018. Prior to that, he served as the Vice President, Quality and Safety at SIA Engineering Company from July 2004 to July 2015. Over the years, he advised several companies in his capacity as board member, including International Engine Component Overhaul Pte Ltd from April 2006 to October 2016, Messier Services Asia Pte Ltd from January 2010 to May 2016 and Pan Asia Pacific Aviation Services Ltd from February 2012 to June 2016. Mr. Chong studied aircraft engineering at Sydney Technical College in Australia on a Qantas Airways Scholarship. He is a qualified aircraft maintenance engineer and served overseas postings with SIA in Dubai, Bahrain, Seattle and Toulouse.

Mr. Chong was a Member of Parliament (MP) since September 1988. He was elected MP for Sembawang Group Representation Constituency (GRC) from 1988 to 1991, Eunos GRC from 1991 to 1996, Pasir Ris GRC from 1997 to 2001 and Pasir Ris-Punggol GRC from 2001 to 2011. He was elected MP for Joo Chiat Single Member Constituency (SMC) from 2011 to 2015 and Punggol East (SMC) from 2015 to 2020. He had served as Deputy Speaker of Parliament from 2011 to 2020.

Mr. Chong served as Chairman of Pasir Ris - Punggol Town Council; North East Community Development Council; National Police Cadet Corps Council; Singapore Institute of Aerospace Engineers; Singapore Quality Institute and National Productivity Association.

## DR WU CHIAW CHING

### Independent Director

Dr Wu Chiaw Ching was appointed as the Independent Director on 19 August 2009 and was last re-elected on 27 January 2021. Dr Wu is the Partner of Wu Chiaw Ching & Company.

Dr Wu is a fellow member of the Institute of Singapore Chartered Accountants, the Association of Chartered Certified Accountants, United Kingdom and CPA, Australia. In addition, Dr Wu is a member of the Singapore Institute of Directors.

Dr Wu is presently an Independent Director of GDS Global Limited, a company listed on the SGX Catalist and LHT Holdings Limited, a company listed on the Mainboard of the SGX-ST.

# Board of Directors

## RAYMOND LYE HOONG YIP

### Independent Director

Mr Raymond Lye was appointed as the Independent Director on 19 August 2009 and was last re-elected on 27 January 2021. Mr Lye holds a Bachelor of Laws (Hons) from the National University of Singapore and has been in legal practice since 1990. In January 2014, he founded Union Law LLP and become its Managing Partner. Prior to that, Mr Lye served as a Magistrate and Deputy Registrar of the State Courts before going into private practice. His areas of expertise include civil and criminal litigation, commercial work, business disputes including shareholder/director/partner employment law, building and construction law, family law and intellectual property rights.

Mr Lye also served as an Independent Director of the SK Jewellery Group Limited and 800 Super Holdings Ltd (until both were delisted in Dec 2020 and Aug 2019 respectively).

He is also active in community and public service. Mr Lye is currently the Deputy President of the Strata Titles Board and a member of IMDA's Films Appeals Committee. He is a Resource Panel member of the Government Parliamentary Committee on Defence and Foreign Affairs, and the Honorary Chairman of the Sengkang East Citizens Consultative Committee, among others. He was also conferred the Public Service Medal (PBM) and the Public Service Star (BBM) by the President of Singapore in the 1998 and 2008 National Day Awards.

## IRVING CHOH THIAN CHEE

### Independent Director

Mr Irving Choh was appointed as the Independent Director on 10 May 2018 and was last re-elected on 29 January 2019. He is the Managing Director of Optimus Chambers LLC, a Singapore law firm, and has more than 20 years of experience in legal practice, specializing in commercial litigation and international arbitration.

Mr Choh has a Bachelor of Law (Honours) degree from the University of Buckingham, UK and a mediator with the Singapore Mediation Centre.

He is presently an Independent Director of A-Sonic Aerospace Limited, a company listed on the Mainboard of the SGX-ST.

# Key Management

## KENNETH HOR SWEE LIANG

### Chief Financial Officer and Company Secretary

Mr Kenneth Hor was appointed as the Group Financial Controller on 1 February 2012 and as the Group Company Secretary on 10 February 2012. Mr Hor was re-designated as Chief Financial Officer on 1 February 2013.

Mr Hor has more than 25 years of experience in the financial and accounting profession. Prior to joining the Group, Mr Hor worked at an international public accounting firm; at local and foreign financial institutions in Singapore and Hong Kong; at a leading aviation communications, engineering and systems integration US multinational company covering the Asia-Pacific region, including China, India, Korea, Japan, South East Asia and Australia; and at a public listed manufacturing company in Singapore with presence in Indonesia.

Mr Hor holds a Bachelor of Accountancy degree from the Nanyang Technological University and is a fellow member of the Institute of Singapore Chartered Accountants.

## MINDY TAN

### Director (Property)

Ms Mindy Tan was appointed as the Director (Property) and has been overseeing the Group's property division since July 2009.

She has more than 20 years of real estate experience and has been successful in conceptualising the design, sales and marketing, leasing and managing the Group's portfolio of properties.

Ms Tan is a registered appraiser in Lands and Buildings, licensed by the Inland Revenue Authority of Singapore and a Certified Property and Facility Manager registered with Association of Property & Facility Managers. She holds a Bachelor of Science (Honours) in Estate Management from the University of Reading, United Kingdom and is also a Member of Singapore Institute of Surveyors and Valuers (SISV) and a Member of Association of Property & Facility Managers (APFM).

# On-going Projects




1  
**CITRINE FOODLAND**  
@ 33 KIM CHUAN

2  
**COASTLINE RESIDENCES**  
A Joint Venture Project

3  
**ONE MEYER**  
A Joint Venture Project

# On-going Projects





1  
NERAM ROAD

2  
JALAN TANJONG

3  
MAYFLOWER LANE

4  
JALAN KEMUNING

# Leasing and Management



1

**ROBERTS LANE,  
SINGAPORE**

2

**GEORGETOWN,  
PENANG, MALAYSIA**


3

**KIM CHUAN LANE,  
SINGAPORE**



# Residential

We will continue to focus on executing our long-term business strategy and capitalise on market opportunities to deliver sustainable value.



# Corporate Information

## BOARD OF DIRECTORS

**Ben Tan Chee Beng**  
Executive Chairman

**Dr Alvin Tan Chee Tiong**  
Chief Executive Officer  
and Group Managing Director

**Melanie Tan Bee Bee**  
Executive Director

**Charles Chong You Fook**  
Lead Independent Director

**Dr Wu Chiaw Ching**  
Independent Director

**Raymond Lye Hoong Yip**  
Independent Director

**Irving Choh Thian Chee**  
Independent Director

## AUDIT COMMITTEE

**Dr Wu Chiaw Ching** (Chairman)  
**Charles Chong You Fook**  
**Raymond Lye Hoong Yip**  
**Irving Choh Thian Chee**

## NOMINATING COMMITTEE

**Charles Chong You Fook** (Chairman)  
**Raymond Lye Hoong Yip**  
**Dr Wu Chiaw Ching**  
**Irving Choh Thian Chee**  
**Dr Alvin Tan Chee Tiong**

## REMUNERATION COMMITTEE

**Raymond Lye Hoong Yip** (Chairman)  
**Charles Chong You Fook**  
**Dr Wu Chiaw Ching**  
**Irving Choh Thian Chee**

## COMPANY SECRETARY

**Kenneth Hor Swee Liang, FCA**  
**Kong Wei Fung**  
**Cheok Hui Yee**

## REGISTERED OFFICE

3 Kim Chuan Lane  
#07-01 Goodland Group Building  
Singapore 537069  
Tel: +65 6289 0003  
Fax: +65 6289 3818  
[www.goodlandgroup.com.sg](http://www.goodlandgroup.com.sg)

## SHARE REGISTRAR

**B.A.C.S. Private Limited**  
8 Robinson Road  
#03-00 ASO Building  
Singapore 048544

## CORPORATE SECRETARIAL AGENT

**Tricor HEP Corporate Services Pte Ltd**  
80 Robinson Road  
#02-00 Singapore 068898

## AUDITORS

**Foo Kon Tan LLP**  
Public Accountants and Chartered Accountants  
24 Raffles Place  
#07-03 Clifford Centre  
Singapore 048621

Partner-in-charge  
**Ang Soh Mui**  
(with effect from the financial year ended 30 September 2018)

# Content

---

18

CORPORATE  
GOVERNANCE  
REPORT

34

SUSTAINABILITY  
OVERVIEW

37

DIRECTORS'  
STATEMENT

42

INDEPENDENT  
AUDITORS'  
REPORT

46

STATEMENTS  
OF FINANCIAL  
POSITION

47

CONSOLIDATED  
STATEMENT OF  
COMPREHENSIVE  
INCOME

48

CONSOLIDATED  
STATEMENT OF  
CHANGES IN  
EQUITY

50

CONSOLIDATED  
STATEMENT OF  
CASH FLOWS

52

NOTES TO THE  
FINANCIAL  
STATEMENTS

133

STATISTICS OF  
SHAREHOLDINGS

135

NOTICE OF  
ANNUAL  
GENERAL  
MEETING

143

DISCLOSURE OF  
INFORMATION ON  
DIRECTORS SEEKING  
RE-ELECTION

PROXY FORM

# Corporate Governance Report

The Board of Directors (the "**Board**") of Goodland Group Limited (the "**Company**" and together with its subsidiaries, the "**Group**") and the management (the "**Management**") of the Company are committed to upholding high standards of corporate governance, to promote corporate transparency and to protect and enhance shareholders' interests, and is guided by the principles and guidelines of the Singapore Code of Corporate Governance 2018 (the "**Code**") issued by the Singapore Council on Corporate Disclosure and Governance.

This corporate governance report (the "**Report**") outlines the Group's corporate governance practices and activities that are in place during the financial year ended 30 September 2021 ("**FY2021**"), with specific references made to the principles and guidelines of the Code.

The Board confirms that, for FY2021, the Company has generally adhered to the principles and guidelines set out in the Code, except where otherwise stated. Where there have been deviations from the Code, the Company has sought to provide an appropriate explanation for each deviation in this Report.

## Board Matters

### The Board's Conduct of Affairs

*Principle 1: The Company is headed by an effective Board which is collectively responsible and works with Management for the long-term success of the Company.*

The Board has the responsibility to oversee the business affairs of the Group and provide oversight, strategic direction and entrepreneurial leadership. It reviews the Group's financial performance, establishes the corporate strategies, sets overall business direction and goals and monitors the performance of these goals to enhance shareholders' value. The Board also has separate and independent access to the Company's senior management and reviews the performance of the Management. In addition, the principle functions of the Board also include, inter alia, the following:

- (i) identifying the key stakeholder groups and recognising that their perceptions affect the Group's reputation;
- (ii) setting the Group's values and standards (including ethical standards) and ensuring that obligations to shareholder and other stakeholders are understood and met; and
- (iii) considering sustainability issues relating to the environment and social factors as part of the strategic formulation of the Group.

The fiduciary responsibilities of the Board include:

- (i) to conduct itself with proper due diligence and care;
- (ii) to act in good faith;
- (iii) to comply with applicable laws; and
- (iv) to act in the best interests of the Company and its shareholders at all times.

The Board is also responsible for the overall corporate governance of the Group. The Board has formed three committees, namely: (i) the Audit Committee ("**AC**"), (ii) the Remuneration Committee (the "**RC**") and (iii) the Nominating Committee (the "**NC**") (collectively, the "**Board Committees**"), to assist in the execution of its responsibility. The Board delegates specific responsibilities to the Board Committees. The Board Committees function within clearly defined terms of references and operating procedures, which are reviewed on a regular basis.

# Corporate Governance Report

The Board will meet at least twice every year to coincide with the announcement of the Group's half year and full year financial results, with optional meetings scheduled as and when necessary. Board approval is specifically required for the below matters:

- (a) Financial results announcements;
- (b) Annual report and accounts;
- (c) Dividend payment to shareholders;
- (d) Interested person transactions;
- (e) Major acquisition or disposal;
- (f) Corporate strategies and financial restructuring; and
- (g) Transactions of a material nature.

The Company's Constitution allows the Board meetings to be conducted in the form of telephone conferencing or other methods of simultaneous communication by electronic or telegraphic means without a member being in the physical presence of another member or members.

During FY2021, the number of Board and Board Committee meetings held and the attendance of each Board member were as follows:-

Name of Director	Board		Audit Committee		Nominating Committee		Remuneration Committee	
	No. of Meetings Held	No. of Meetings Attended	No. of Meetings Held	No. of Meetings Attended	No. of Meetings Held	No. of Meetings Attended	No. of Meetings Held	No. of Meetings Attended
Ben Tan Chee Beng	4	4	NA	NA	NA	NA	NA	NA
Dr Alvin Tan Chee Tiong	4	4	NA	NA	1	1	NA	NA
Melanie Tan Bee Bee	4	4	NA	NA	NA	NA	NA	NA
Charles Chong You Fook	4	4	4	4	1	1	1	1
Dr Wu Chiaw Ching	4	4	4	4	1	1	1	1
Raymond Lye Hoong Yip	4	4	4	4	1	1	1	1
Irving Choh Thian Chee	4	4	4	4	1	1	1	1

NA : Not applicable

All Board members are provided with regular updates on the changes in the relevant laws and regulations and financial reporting standards to enable them to make well-informed decisions and to ensure they are competent in carrying out their expected roles and responsibilities. In addition, members of the Board are encouraged to attend relevant courses and seminars so as to keep themselves updated on developments and changes in financial and regulatory requirements, and the business environment and outlook.

# Corporate Governance Report

Newly appointed Directors will be provided a formal letter setting out their duties and obligations and given an orientation program with materials provided to familiarise themselves with the profile of the Group and the Management, business and organisational structure of the Group, and strategic plans and mission of the Company. In addition, the newly-appointed Directors will undergo relevant training to enhance their skills and knowledge, particularly on new laws, regulations and changing risks affecting the Group's operations. First-time Directors will be required to attend training in areas such as accounting, legal and industry-specific knowledge as appropriate.

The Company shall be responsible for arranging and funding the training of Directors.

No new members were appointed to the Board during FY2021.

On an on-going basis, Management provides the Board with complete, adequate and timely information and Board papers prior to Board meetings. Requests for information from the Board are dealt with promptly by the Management. The Management is also involved in preparing the Board papers and can provide additional insight into the matters to be discussed. As such, the Management is invited to attend the Board meetings at the request of the Board.

The Board also receives regular updates on the Group's performance and business activities. Where a decision has to be made, the necessary information is provided to the Directors to enable them to make informed decisions.

The Board has separate and independent access to senior management and the Company Secretary at all times. The Company Secretary is present at all Board meetings to ensure that Board's procedures are followed and the relevant rules and regulations are complied with. The Management deals with requests for information from the Board promptly and consults the Board members regularly whenever necessary and appropriate. The appointment and removal of the Company Secretary is a decision of the Board as a whole.

Should the Directors, whether individually or as a group, require independent advice on specific issues, they may engage independent professionals at the Company's expense to enable them to discharge their duties with adequate knowledge on the matters being deliberated.

## **Board Composition and Guidance**

*Principle 2: The Board has an appropriate level of independence and diversity of thought and background in its composition to enable it to make decisions in the best interests of the Company.*

Currently, the Board comprises seven Directors, of whom four are independent Directors. The independent Directors, namely Mr. Charles Chong You Fook, Dr. Wu Chiaw Ching, Mr. Raymond Lye Hoong Yip and Mr. Irving Choh Thian Chee have confirmed that they do not have any relationship with the Company, its related companies or its officers that could interfere, or be reasonably perceived to interfere, with the exercise of the directors' independent judgment of the Group's affairs with a view to the best interest of the Company. The independence of the independent Directors will be reviewed annually by the NC based on the guidelines set forth in the Code. The NC has reviewed and determined that the said Directors are independent.

The Board comprises the following members:

Ben Tan Chee Beng	Executive Chairman
Dr. Alvin Tan Chee Tiong	Chief Executive Officer and Group Managing Director
Melanie Tan Bee Bee	Executive Director
Charles Chong You Fook	Lead Independent Director
Dr. Wu Chiaw Ching	Independent Director
Raymond Lye Hoong Yip	Independent Director
Irving Choh Thian Chee	Independent Director

# Corporate Governance Report

The Board members possess core competencies such as financial, accounting, legal, management experiences and industry knowledge. The current composition enables the Management to benefit from a diverse and objective external perspective on issues raised before the Board. The Board considers that its Directors possess the necessary competencies to lead and govern the Company effectively.

The Board is of the opinion that, given the scope and nature of the Group's operations, the present size of the Board is appropriate in facilitating effective decision making.

The NC is of the view that the present Board comprises persons who as a group provide capabilities required for the Board to be effective. Key information regarding the Directors is set out on pages 8 to 10 of the Annual Report.

Non-executive Directors review the performance of Management in meeting agreed goals and objectives. They bring independent judgment to Management's proposals or decisions on business activities and transactions involving conflicts of interest and other complexities.

Dr Wu Chiaw Ching and Mr Raymond Lye Hoong Yip have served on the Board beyond nine (9) years from the date of their first appointments.

The Nomination Committee has performed a rigorous review and the factors taken into consideration to assess and determine the independence of Dr Wu Chiaw Ching and Mr Raymond Lye Hoong Yip including but not limited to the following:

- a) they have no relationship with the Company's related corporations, substantial shareholders or its officers and Management that could impair their fair judgment;
- b) they have continued to demonstrate independence in character and judgment when discharging their duties as Independent Directors and in their conduct of the Board's affairs;
- c) the Board noted instances of constructive challenge and probing of management by Dr Wu Chiaw Ching and Mr Raymond Lye Hoong Yip at Board meetings; and
- d) they have gained valuable insight and understanding of the Company through their involvement with the Company and these together with their accounting expertise will continue to greatly benefit the Company through his impartial and autonomous views.

The Board is of the view that Dr Wu Chiaw Ching and Mr Raymond Lye Hoong Yip should continue to be deemed independent notwithstanding having been on the Board for more than 9 years. The Board nevertheless will on a continual basis, review the need for progressive refreshing of its Board.

Approval from the shareholders has been obtained through a Two-Tier Voting process at the annual general meeting held on 27 January 2021 for the continuation of office of Dr Wu Chiaw Ching and Mr Raymond Lye Hoong Yip, who have served as an Independent Non-Executive Directors of the Company for an aggregate term of more than nine years, as Independent Non-Executive Directors of the Company.

Led by the Lead Independent Director, the independent and non-executive Directors meet regularly without the presence of Management, and the Lead Independent Director provides feedback to the Board and Executive Chairman after such meetings.

# Corporate Governance Report

## Chairman and Chief Executive Officer

*Principle 3: There is a clear division of responsibilities between the leadership of the Board and Management, and no one individual has unfettered powers of decision-making.*

The chairman of the Board ("**Executive Chairman**") and the chief executive officer ("**CEO**") of the Company are separate persons. Mr. Ben Tan Chee Beng is the Executive Chairman and Dr. Alvin Tan Chee Tiong, brother of Mr. Ben Tan Chee Beng, is the CEO.

The Executive Chairman is responsible for:

- leading Board discussions and deliberation;
- ensuring Board meetings are held when necessary;
- setting meeting agendas;
- ensuring that directors receive complete, and timely information;
- ensuring effective communication with shareholders; and
- promoting high standards of corporate governance and ensuring compliance with the Group's guidelines on corporate governance.

The CEO is responsible for:

- the day-to-day management of the business;
- setting business directions and ensuring operating efficiency of the Group;
- overseeing the execution of the Group's corporate and business strategy set out by the Board; and
- ensuring that the Directors are kept updated and informed of the Group's business.

Although the Executive Chairman and the CEO are siblings, the Board is of the view that the process of decision making by the Board is independent and is based on collective decisions without any individual or group of individuals exercising any considerable concentration of power or influence. With the establishment of the various Board Committees which are chaired by Independent Directors, the Board is of the view that there are adequate accountability safeguards to ensure an appropriate balance of power and authority for good corporate governance.

For good corporate governance, the Board has appointed Mr. Charles Chong You Fook as the Lead Independent Director of the Company to address the concerns of the shareholders and employees in the event the normal interactions with the Executive Chairman and the CEO or the Chief Financial Officer ("**CFO**") of the Company could not satisfactorily resolve their concerns or where such channel of communications is considered inappropriate.



# Corporate Governance Report

## Board Committees

### Nominating Committee

#### Board membership

*Principle 4: The Board has a formal and transparent process for the appointment and re-appointment of directors, taking into account the need for progressive renewal of the Board.*

The NC comprises Mr. Charles Chong You Fook, Dr. Wu Chiaw Ching, Mr. Raymond Lye Hoong Yip, Mr. Irving Choh Thian Chee and Dr. Alvin Tan Chee Tiong where the majority, including the chairman of the NC, is independent. The chairman of the NC is Mr. Charles Chong You Fook, the Lead Independent Director.

The NC is responsible for:

- (a) making recommendation to the Board on the appointment of new directors with the appropriate profile having regards to their expertise, experiences, industry background, track record and competencies;
- (b) reviewing the Board structure, size and composition and making recommendation to the Board;
- (c) re-nomination and re-election of the Directors having regard to the Director's contribution and performance;
- (d) determining on an annual basis whether or not a Director is independent; and
- (e) conducting annual assessment of the effectiveness of the Board and individual director; and
- (f) deciding whether or not a Director is able to and has been adequately carrying out his duties as a Director.

The NC decides on how the Board's performance is to be evaluated and proposes objective performance criteria, subject to the approval of the Board, which address how the Board has enhanced long-term shareholders' value.

The NC establishes the process for assessing the effectiveness of the Board and for assessing the contribution by each individual Director to the effectiveness of the Board. Each member of the NC shall abstain from voting on any resolutions and making any recommendations or participating in any deliberations in respect of the assessment of his performance or re-nomination as Director.

Where a vacancy arises under any circumstances, or where it is considered that the Board would benefit from the services of a new Director with particular skills, the NC in consultation with the Board, determines the selection criteria and selects candidates with appropriate expertise and experience. The search and nomination process for new Directors, if any, will be through contacts and recommendations that go through the normal selection process for the right candidate. Upon the review and recommendations of the NC to the Board, the new Directors will be appointed by way of a board resolution.

All Directors are subject to re-nomination and re-election at regular intervals of at least once every three years. Regulation 98 of the Company's Constitution requires one third (or the number nearest to a third) of the Directors to retire from office and to submit themselves for re-election at each annual general meeting ("**AGM**") of the Company. However, a retiring Director is eligible for re-election at the meeting at which he retires.

The NC recommended to the Board that the following Directors be nominated for re-election at the forthcoming AGM:

Dr. Tan Chee Tiong  
Mr. Charles Chong You Fook  
Mr. Irving Choh Thian Chee

# Corporate Governance Report

In making the recommendation, the NC had considered the said Directors' overall contributions and performance.

There is no alternate Director appointed on the Board.

The Board believes that each individual director is best placed to determine and ensure that he is able to devote sufficient time and attention to discharge his duties and responsibilities as directors of the Company, bearing in mind his other commitments. In considering, the nomination of directors for re-election and re-appointment, the NC will take into account, amongst others, the competing time commitments faced by the directors with multiple board memberships.

When a Director has multiple board representations, the NC also considers whether or not the Director is able to and has adequately carried out his/her duties as a Director of the Company. The NC noted that Board and Board Committee meetings are scheduled in advance to facilitate the Directors' scheduling of their commitments. There was full attendance at the Board and Board Committee meetings during FY2021.

Given the above, the NC is of the view that such multiple board representations do not hinder them from carrying out their duties as Directors. Instead, the NC considers these Directors would widen the expertise and experience of the Board and give it a broader perspective. As such, the NC does not presently consider it necessary to determine the maximum number of listed company board representations which any of the Directors may hold, and is satisfied that sufficient time and attention are being given by the Directors to the affairs of the Company.

The NC meets at least once a year. Meetings of the NC can also be in the form of telephone conferencing or other methods of simultaneous communication by electronic or telegraphic means without a member being in the physical presence of another member or members and participation in a meeting.

## **Board performance**

*Principle 5: The Board undertakes a formal annual assessment of its effectiveness as a whole, and that of each of its board committees and individual directors.*

The NC evaluates the performance of the Board, the Board committees and individual Directors based on performance criteria set by the Board.

The criteria for assessing the Board's and individual Director's performance include Board composition and size, board processes, accountability, standard of conduct and performance of its principle functions and fiduciary duties, and guidance to and communication with the Management. The level of contribution to Board meetings and other deliberations are also considered.

The NC is responsible for assessing the effectiveness of the Board as a whole and for assessing the contribution of each individual Director. The NC proposes objective performance criteria which are approved by the Board. The performance criteria include comparison with industry peers, how the Board has enhanced long-term shareholders' value and the Company's share price performance vis-à-vis the Singapore Straits Times Index or a benchmark index of its industry peers. Other performance criteria may include return on equity. These performance criteria will not be changed from year to year and where circumstances deem it necessary for any of the criteria to be changed, the onus will be on the Board to justify such changes.

Review of the Board's performance is undertaken collectively and individually by the Board annually. The evaluation exercise is carried out annually by way of performance evaluation checklists which are circulated to the Board members for completion and thereafter, for the NC to review and determine the actions required to improve the corporate governance of the Company and effectiveness of the Board and Board Committees as a whole.

The evaluation of individual directors aims to assess whether each director continues to contribute effectively and demonstrate commitment to the role (including commitment of time for Board and Board Committee meetings, and any other duties).

# Corporate Governance Report

The Executive Chairman will act on the results of the performance evaluation, and where appropriate, propose new members be appointed to the Board or seek the resignation of directors, in consultation with the NC.

The NC has assessed the current Board's performance to-date and is of the view that the performance of the Board as a whole was satisfactory. Although some of the Board members have multiple board representations, the NC is satisfied that sufficient time and attention have been given by the Directors to the Group.

No external facilitator was engaged for the evaluation process in FY2021.

## Remuneration Committee

### Procedures For Developing Remuneration Policies

*Principle 6: The Board has a formal and transparent procedure for developing policies on director and executive remuneration, and for fixing the remuneration packages of individual directors and key management personnel. No director is involved in deciding his or her own remuneration.*

The RC comprises Mr. Raymond Lye Hoong Yip, Dr. Wu Chiaw Ching, Mr. Irving Choh Thian Chee and Mr. Charles Chong You Fook. All members of the RC are independent and non-executive. The Chairman of the RC is Mr. Raymond Lye Hoong Yip, an independent Director. Mr. Charles Chong You Fook is the Lead Independent Director.

The RC is responsible for:

- (a) reviewing and recommending to the Board a framework of remuneration for the Board and Senior Management;
- (b) considering the various disclosure requirements for directors' remuneration; and
- (c) reviewing and recommending to the Board for approval by shareholders, the remuneration of non-executive directors.

The RC reviews the Company's obligations arising in the event of termination of an executive Director's and key management personnel's service contracts, to ensure that such contracts contain fair and reasonable termination clauses that are not overly generous. The RC also aims to be fair and avoid rewarding poor performance.

The RC recommends to the Board a framework of remuneration for the Directors and executive officers, and determines specific remuneration packages for the Executive Chairman and each Executive Director. The RC submits its recommendations to the Board for endorsement. All aspects of remuneration, including but not limited to directors' fees, salaries, allowances, bonuses, options and benefits-in-kind are covered by the RC. Each member of the RC shall abstain from voting on any resolutions and making recommendations or participating in any deliberations in respect of his remuneration package.

During FY2021, the RC did not require the service of an external remuneration consultant.

### Level and mix of remuneration

*Principle 7: The level and structure of remuneration of the Board and key management personnel are appropriate and proportionate to the sustained performance and value creation of the Company, taking into account the strategic objectives of the Company.*

The RC performs an annual review and ensures that the remuneration packages are comparable within the industry and with similar companies and will also take into consideration the Group's relative performance and the contributions and responsibilities of the individual Directors.

The Company's Executive Directors do not receive directors' fees. Instead, the Executive Directors are paid a basic salary

# Corporate Governance Report

and a variable component which is the performance-related bonus, based on the performance of the Group as a whole and their individual performance. Having reviewed and considered the variable components of the Executive Directors and the key management personnel, the RC is of the view that there is no requirement to institute contractual provisions to allow the Company to reclaim incentive components of their remuneration paid in prior years in exceptional circumstances of misstatement of financial results, or of misconduct resulting in financial loss. In addition, the Executive Directors owe a fiduciary duty to the Company. The Company should be able to avail itself to remedies against the Executive Directors in the event of such breach of fiduciary duties.

The non-executive Director and Independent Directors are compensated based on fixed directors' fees taking into consideration their contributions, responsibilities and time spent, and they are not over-compensated to the extent where their independence may be compromised. Their fees are recommended by the RC and endorsed by the Board for approval by the shareholders of the Company at the AGM and paid after the necessary approval has been obtained. The Company does not have any share-based compensation schemes or any long-term scheme involving the offer of shares in place to encourage the non-executive Director and Independent Directors to hold shares in the Company.

On 24 September 2009, the Company entered into separate service agreements with Mr. Ben Tan Chee Beng, Dr. Alvin Tan Chee Tiong and Ms. Melanie Tan Bee Bee in relation to their appointment as Executive Chairman, CEO and Executive Director respectively. The service agreements were valid for an initial period of three years from the date the Company was admitted to the Official List of Catalist, being 8 October 2009, and thereafter shall be renewed annually on such terms and conditions as may be mutually agreed between the parties.

While the Company does not have any share-based compensation scheme or any long-term scheme involving the offer of shares or options in place, the RC recognises that long-term incentive schemes are generally encouraged for Executive Directors and key management personnel, and will evaluate the costs and benefits of long-term incentive schemes and consider implementing such schemes in future.

## Disclosure on Remuneration

*Principle 8: The Company is transparent on its remuneration policies, level and mix of remuneration, the procedure for setting remuneration, and the relationships between remuneration, performance and value creation.*

The details of the remuneration packages of the Directors, the CEO and top five key management personnel for FY2021 are as follows:

### Remuneration of Directors and CEO

	Salary	Variable or Performance-related Income/Bonus	Fees	Other Benefits	Total
Remuneration Bands	%	%	%	%	%
<b>S\$250,000 to below S\$500,000</b>					
Ben Tan Chee Beng	100	-	-	-	100
Dr. Alvin Tan Chee Tiong	100	-	-	-	100
Melanie Tan Bee Bee	100	-	-	-	100
<b>Below S\$250,000</b>					
Charles Chong You Fook	-	-	100	-	100
Dr. Wu Chiaw Ching	-	-	100	-	100
Raymond Lye Hoong Yip	-	-	100	-	100
Irving Choh Thian Chee	-	-	100	-	100

# Corporate Governance Report

## Remuneration of top five key management personnel

The top five key management personnel of the Group (excluding CEO in the above table) in each remuneration band are:

Remuneration Bands	Salary	Variable or Performance-related Income/Bonus	Fees	Other Benefits	Total
	%	%	%	%	%
<b>Below S\$250,000</b>					
Koh Chin Kim	92	8	-	-	100
Mindy Tan Bee Leng	78	22	-	-	100
Kenneth Hor Swee Liang	92	8	-	-	100
Sim Shang Ni	92	8	-	-	100
Eng Hoong Qi	92	8	-	-	100

In the above table, Mdm. Koh Chin Kim is the mother, and Ms. Mindy Tan Bee Leng is the sister, of the Executive Directors, Mr. Ben Tan Chee Beng, Dr. Alvin Tan Chee Tiong and Ms. Melanie Tan Bee Bee.

In view of the confidentiality and commercial sensitivity attached to remuneration matters, as well as the competitive environment and the nature of the industry which may adversely affect the Group's ability to retain talent, the Board is of the view that full disclosure of the actual remuneration of each Director, the CEO and top five key management personnel pursuant to Provision 8.1 of the Code would not be in the interests of the Company, and can be exploited by competitors. The Board is also of the view that a disclosure of the aggregate total remuneration paid to the top five key management personnel (who are not Directors or the CEO) would not be in the interests of the Company, for the same reasons. The remuneration of its Directors, the CEO and its top five key management personnel (who are not Directors or the CEO) of the Company are disclosed in bands of S\$250,000.

Save for the above-mentioned, none of the employees who are immediate family members of a Director or the CEO received remuneration exceeding S\$100,000 during FY2021.

While the Company currently does not have any employee share option scheme, the RC recognises the benefits of long-term incentive schemes and will evaluate the costs of such schemes and consider implementing such schemes in future.

Remuneration of the Executive Directors and key management personnel commensurate with their performance and that of the Company, giving due regard to the financial and commercial health and business needs of the Group. In structuring the compensation framework, the RC also takes into account the risk policies of the Group, the need for the compensation to be symmetric with the risk outcomes and the time horizon of risks.

## Accountability and Audit

### **Risk Management and Internal Controls**

*Principle 9: The Board is responsible for the governance of risk and ensures that Management maintains a sound system of risk management and internal controls, to safeguard the interests of the Company and its shareholders.*

The AC will ensure that a review of the effectiveness of the Group's material internal controls, including financial, operational, compliance controls and risk management is conducted annually. The AC will review the audit plans, and the findings of the

# Corporate Governance Report

auditors and will ensure that the Group follows up on auditors' recommendations raised, if any, during the audit process. In its review of the external auditors' examination and evaluation of the system of internal controls to the extent as reviewed by them to form an opinion on the financial statements, no significant weakness in the system has come to the attention of the AC to cause to believe that the system of internal controls is inadequate.

The Company believes that the system of internal controls and risk management maintained by the Management and that was in place throughout FY2021 and up to the date of this Report provides reasonable, but not absolute assurance against material financial misstatements or loss, and includes the safeguarding of assets, the maintenance of proper accounting records, the reliability of financial information, compliance with relevant legislation, regulations and best practices, and the identification and containment of business risk.

The Board reviews, at least annually, the overall adequacy and effectiveness of the Group's risk management and internal control systems, including financial, operational, compliance and information technology controls, with the assistance of the Management and the internal and external auditors. The Board will evaluate the need for establishment of separate board risk committee to specifically address this, if appropriate.

For FY2021, the Board has received assurance from:

- (a) the CEO and the CFO that the financial records of the Group have been properly maintained and the financial statements give a true and fair view of the Group's operations and finances; and
- (b) the CEO and other key management personnel who are responsible, regarding the adequacy and effectiveness of the Group's risk management and internal control systems to address financial, operational, compliance and information technology risk which the Group considers relevant and material to its operations.

## **Board opinion on internal controls and risk management systems**

Based on the internal controls established and maintained by the Group, work performed by the internal and external auditors, and reviews performed by the Management, various Board Committees and the Board, the Board, in concurrence with the AC, is of the opinion that the Group's internal controls addressing financial, operational, compliance and information technology risks, and risk management systems were adequate and effective as at 30 September 2021. These controls are and will be continually assessed for improvement.

The Board acknowledges that it is responsible for the governance of risks and the overall internal control framework, but recognises that no cost effective internal control system will preclude all errors and irregularities, as the system is designed to manage rather than eliminate the risk of failure to achieve business objectives, and can provide only reasonable and not absolute assurance against the occurrence of material errors, poor judgment in decision-making, human errors, losses, fraud or other irregularities. The Board will, on a continuing basis, endeavour to further enhance and improve the Group's system of internal controls and risk management policies.

## **Risk Management and Processes**

Information relating to risk management, objective and policies is set out on pages 118 to 127 of the Annual Report.

### **Audit Committee**

*Principle 10: The Board has an Audit Committee ("AC") which discharges its duties objectively.*

The AC comprises Dr. Wu Chiaw Ching, Mr. Charles Chong You Fook, Mr. Raymond Lye Hoong Yip and Mr. Irving Choh Thian Chee. All members of the AC are independent and non-executive. The Chairman of the AC is Dr. Wu Chiaw Ching, an Independent Director. Mr. Charles Chong You Fook is the Lead Independent Director.

# Corporate Governance Report

The AC members bring with them many years of managerial and professional experience in the areas of finance and business management to sufficiently discharge the AC's functions. The Board is satisfied that the members of the AC, collectively, have relevant accounting and related financial management expertise or experience and are appropriately qualified to discharge their responsibilities. The AC carried out its functions in accordance with the Companies Act, Cap. 50 of Singapore ("**Companies Act**") and its terms of reference.

The AC assists the Board in discharging its responsibility to safeguard the Group's assets, maintain adequate accounting records, and develop and maintain effective systems of internal control, with the overall objective of ensuring that the Management creates and maintains an effective control environment in the Group. The AC provides a channel of communication between the Board, Management and external auditors on matters relating to audit.

The AC meets at least twice a year. In FY2021, the AC shall meet on a quarterly basis to discuss and review the following where applicable:

- (a) Reviews with the external auditors, the audit plan, the evaluation of the system of internal accounting controls, the audit report, the assistance given by the company's officers to the external auditors and the scope and results of the internal audit procedures;
- (b) Reviews with the internal auditors the internal audit plan, the evaluation of the adequacy of internal accounting controls and the internal audit report before submission of such report to the Board;
- (c) Reviews effectiveness of the Company's and the Group's material internal controls, including financial, operational and compliance controls, information technology controls and risk management systems via reviews carried out by the internal auditors;
- (d) Reviews the annual consolidated financial statements of the Group before submission to the Board for approval, focusing in particular on changes in accounting policies and practices, major risk areas, significant adjustments resulting from the audit, compliance with accounting standards and compliance with the Listing Manual and any other relevant statutory or regulatory requirements;
- (e) Reviews the internal control procedures and ensures co-ordination between the external auditors and the Management, reviews the assistance given by the Management to the auditors, and discuss problems and concerns, if any, arising from the interim and final audits, and any matters which the auditors may wish to discuss (in the absence of the Management, where necessary);
- (f) Reviews and discuss with the external and internal auditors any suspected fraud or irregularity, or suspected infringement of any relevant laws, rules or regulations, which has or is likely to have a material impact on the Group's operating results or financial position, and the Management's response;
- (g) Considers the appointment or re-appointment of the external and internal auditors and matters relating to the resignation or dismissal of the auditors;
- (h) Reviews the assurance from the CEO and the CFO on the financial records and financial statements;
- (i) Reviews interested person transactions (if any) and potential conflicts of interest (if any) falling within the scope of Chapter 9 of the Listing Manual;
- (j) Undertakes such other reviews and projects as may be requested by the Board, and report to the Board its findings from time to time on matters arising and requiring the attention of the AC;
- (k) Reviews the policy and arrangements for concerns about possible improprieties in financial reporting or other matters to be safely raised, independently investigated and appropriately followed up on. The Company publicly discloses and clearly communicates to employees, the existence of a whistle-blowing policy and procedures for raising such concerns.

# Corporate Governance Report

- (l) Generally undertakes such other functions and duties as may be required by statute or the Listing Manual, or by such amendments as may be made thereto from time to time; and
- (m) Reviews the Group's key financial risk areas, with a view to provide independent oversight on the Group's financial reporting, the outcome of such review to be disclosed in the annual reports or, where the findings are material, announced immediately via SGXNET.

In addition, all transactions with related parties shall comply with the requirements of the Listing Manual. The Directors shall abstain from voting in any contract or arrangement or proposed contract or proposed arrangement in which he has a personal material interest.

Apart from the duties listed above, the AC shall commission and review the findings of internal investigations into matters where there is any suspected fraud or irregularity, or failure of internal controls or infringement of any Singapore law, rule or regulation which has or is likely to have a material impact on the Group's operating results or financial position or both.

The AC also has the power to investigate any matter brought to its attention, within its terms of reference, with the power to obtain professional advice at the Company's expense.

The AC has full access to and co-operation of the Management, has full discretion to invite any Director or executive officer to attend the meetings and has been given reasonable resources to enable it to discharge its functions.

The AC meets with the external auditors and internal auditors, without the presence of the Management, at least once a year.

The Company has appointed a suitable auditing firm to meet its audit obligations, having regard to the adequacy of the resources and experience of the auditing firm and the audit engagement partner assigned to the audit. Foo Kon Tan LLP was appointed as the Company's external auditors on 26 October 2015. Ms. Ang Soh Mui is the audit engagement partner-in-charge of the audit of the Company from the reporting year ended 30 September 2018. The Company confirms that Rule 712 of the Listing Manual is complied with.

The AC is satisfied with the independence and objectivity of the external auditor and recommends to the Board the nomination of Foo Kon Tan LLP for re-appointment at the forthcoming AGM. The AC is also satisfied with the level of co-operation rendered by the Management to the external auditors and the adequacy of the scope and quality of their audits.

For FY2021, the amount of audit fees payable by the Group to the external auditors, Foo Kon Tan LLP would be approximately S\$92,000. There were no non-audit services rendered by the Group's external auditors, Foo Kon Tan LLP.

The auditors of the Company's subsidiaries and associated companies are disclosed in note 7 and 8 to the financial statements in the Annual Report. The Company confirms that Rules 712 and 715 of the Listing Manual have been complied with.

The AC has a Whistle Blowing Policy which sets the framework to encourage the reporting in good faith of serious concerns or escalate serious matters on a confidential basis without fear of reprisal, dismissal or discriminatory treatment. This Whistle Blowing Policy provides procedures to validate concerns and for investigation to be carried out independently. The AC is responsible for the oversight and monitoring whistleblowing. The employees of the Group are aware of the existence of the Whistle Blowing Policy as it had been incorporated in the employees' handbook. In FY2021, there were no reports received.

The AC takes measures to keep abreast of the changes to accounting standards and issues which have impact on financial statements with updates provided or training conducted by professionals or external consultants.

The Board, with concurrence of the AC, is satisfied with the adequacy of the Company's internal controls, including financial, operational and compliance controls, risk management system as at 30 September 2021.



# Corporate Governance Report

No former partner or director of the Company's existing auditing firm or auditing corporation is a member of the AC.

The AC is aware of the need to establish a system of internal controls within the Group to safeguard the shareholders' interests and the Group's assets, and to manage risk. The size of the operations of the Group does not warrant the Group having an in-house internal audit function.

The internal audit function is outsourced to a professional consultancy firm, Crowe Horwath First Trust Risk Advisory Pte. Ltd. The AC decides on the timing of the commissioning of the internal audit function from time to time and ensures that adequate resources are directed to carry out those plans. The internal auditor has unfettered access to all of the Group's documents, records, properties and personnel, including access to the AC. During FY2021, the internal auditor had carried out its function according to the Standards for the Professional Practice of Internal Auditing set by The Institute of Internal Auditors.

The internal auditors have conducted an annual review in accordance with their audit plans, of the effectiveness of the Company's material internal controls, including financial, operational and compliance controls, and risk management. Any material non-compliance or failures in internal controls and recommendations for improvements are reported to the AC. The AC has also reviewed the effectiveness of actions taken by the Management on the recommendations made by the internal auditor in this respect. The AC is satisfied that the internal auditor is effective, adequately resourced and has the appropriate standing within the Group. The AC is also satisfied that the internal audit function is independent and staffed by suitably qualified and experienced professionals with the relevant experience.

## Shareholders Rights and Engagement

### Shareholder Rights and Conduct of General Meetings

*Principle 11: The Company treats all shareholders fairly and equitably in order to enable them to exercise shareholders' rights and have the opportunity to communicate their views on matters affecting the Company. The Company gives shareholders a balanced and understandable assessment of its performance, position and prospects.*

In line with the continuing obligations of the Group pursuant to the Listing Manual and the Companies Act, the Board's policy is that all shareholders should be equally informed of all major developments impacting the Group.

Shareholders are entitled to and encouraged to attend all general meetings to stay informed of the Company's goals and strategies and to ensure a high level of accountability. The Board is satisfied that shareholders have been given the opportunity to participate effectively in and vote at general meetings of shareholders. Shareholders are informed of shareholders' meetings through notices contained in annual reports or circulars sent to all shareholders. These notices are also published in the newspapers and posted onto the SGXNET. The shareholders are informed of the rules, including voting procedures, which govern general meetings of shareholders.

Resolutions are, as far as possible, structured separately and may be voted on independently. All resolutions are also voted by poll and the detailed results of the poll voting on each resolution tabled at the AGM, including the total number of votes cast for or against each resolution tabled, would be announced immediately at the AGMs and via SGXNET thereafter. The Company is of the view that manual poll voting is currently sufficient for the purpose of obtaining shareholders' approval at general meetings. The Company will continue to assess the costs and benefits of employing the electronic poll voting system in future.

All shareholders of the Company will receive the notice of the AGM and the notice will also be advertised in the newspaper. The Executive Chairman and the other Directors will attend the AGM and are available to answer questions from the shareholders. The external auditors will also be present to assist the Directors in addressing any relevant queries from shareholders. The Board considers the AGM as the main forum where dialogue with shareholders can be effectively conducted.

# Corporate Governance Report

The Constitution of the Company allows a shareholder to appoint one or two proxies to attend and vote on behalf of the shareholder. The Constitution of the Company currently does not allow a shareholder to vote in absentia. Shareholders who hold shares through nominees are allowed, upon prior request through their nominees, to attend the general meetings of shareholders as observers without being constrained by the two-proxy rule.

The Company has not amended the Constitution to provide for other methods of voting in absentia due to security and integrity concerns. The Company noted that provision for such other methods of voting in absentia would also require a costly system of authentication to ensure the integrity of information and the identity of shareholders in telephonic and electronic media.

The Company Secretary prepares the minutes of all general meetings which record questions and comments from shareholders together with the responses of the Board and Management. The minutes that record substantial and relevant comments or queries from the shareholders relating to the agenda of the general meeting, and responses from the Board and Management, will be published on our corporate website as soon as practicable.

The Company does not have a formal dividend policy. Any declaration and payment of dividends will depend on, inter alia, the Group's operating results, business and financial conditions, cash flow, capital requirements and other factors deemed relevant by the Board. There can be no assurance that dividends will be paid in the future or of the amount or timing of any dividends that will be paid in the future.

The Board has proposed, for Shareholders' approval at the AGM, a tax exempt (one-tier) final cash dividend of 0.075 Singapore cent and a tax exempt (one-tier) special cash dividend of 0.075 Singapore cent for FY2021.

## **Engagement with Shareholders**

*Principle 12: The Company communicates regularly with its shareholders and facilitates the participation of shareholders during general meetings and other dialogues to allow shareholders to communicate their views on various matters affecting the Company.*

The Company's general meetings are the principal forum for dialogues with its shareholders where the Board and Management address shareholders' concerns, if any. The Company may also solicit views or inputs of shareholders during general meetings.

While the Company does not have a dedicated investor relations team, the Company recognises the importance of regular, effective and timely communication with the shareholders. The Board is mindful of its obligation to provide timely and fair disclosure of material information to shareholders. Shareholders are kept abreast of results and other material information concerning the Group through regular and timely dissemination of information via SGXNET announcements, annual reports, and various other announcements made during the year. The Company does not practice selective disclosure but in the event where there is inadvertent disclosure made to a select group, the Company endeavours to make the same disclosure publicly to all others as promptly as possible.

All materials on the half-yearly and full year financial results are available on the Company's website - [www.goodlandgroup.com.sg](http://www.goodlandgroup.com.sg). The comprehensive website, which is updated regularly, also contains various others investor related information on the Company which serves as an important resource for investors.

The Company also provides Company's email address on the corporate website through which shareholders may contact the Company with their questions.

# Corporate Governance Report

## Dealing in Company's Securities

In line with Rule 1207(19) of the Listing Manual on Dealing in Securities, the Group has adopted an internal code of conduct to provide guidance to its Directors, and employees with regard to dealings in the Company's securities. Directors and employees of the Company should not deal in Company's securities on short term considerations or when they are in possession of unpublished price sensitive information. They are also not allowed to deal in the Company's securities during the period commencing one month before the announcement of the company's full year financial results. The Directors and employees are also required to adhere to the provisions of the Companies Act, and any other relevant regulations with regard to their securities transactions.

The Company has complied with Rule 1207(19) of the Listing Manual.

## Interested Person Transactions

The Company has established procedures to ensure that all transactions with interested persons are reported to the AC which will review, at least twice a year, to ensure that they are carried out at arm's length, not prejudicial to the interest of the Group and its minority interests and in accordance with the established procedures. When a potential conflict of interest arises, the Director concerned will not participate in discussions and will refrain from exercising any influence over other members of the Board.

The Group does not have a general mandate for recurrent interested person transactions.

During the year under review, there were no interested person transaction which exceeded S\$100,000 in value.

## Material Contracts

There was no material contract or loan entered into between the Company and any of its subsidiaries involving interests of the CEO, Director or controlling shareholder, either still subsisting at the end of FY2021 or if not then subsisting, entered into since the end of the previous financial year.

# Sustainability Overview

Goodland Group Limited and its subsidiaries ("Goodland" or the "Group") are actively integrating sustainability principles into the business in achieving the mission of "Goodland, Good Living". The Board believes sustainability is essential in business strategy to driving long term growth and prosperity for Goodland.

Our effort in taking care of the environment by constantly exploring green technologies and methods to reduce water and energy consumption in day-to day operation aim to conserve our natural resources. We also committed to enhance public safety, reduce noise and vibration, and power management on site. We pride ourselves for being certified under ISO 9001:2015 (Quality Management Systems), ISO 14001:2015 (Environmental Management Systems) and ISO 45001:2018 (Occupational Health and Safety Management).

We believe in giving back to the society is part of our responsibility. A business is sustainable if we have support from the community. We continue to make our contribution by making donation and taking part in charity activities to non-profit organisations and temples to help with the less fortunate. We continue to maintain high standards of corporate governance for the benefits of our shareholder.

A Sustainability Report is published annually to present and share our commitment to sustainability with our varied and valued stakeholders, and to discuss our sustainability performance for the financial year. It is prepared in accordance with the Global Reporting Initiative ("GRI") Standards and with reference to the sustainability reporting requirements of the Singapore Exchange Securities Trading Limited Listing Manual (Rules 711A and 711B).

## Sustainability Governance Structure

The Group's sustainability strategy is developed and directed by the senior management in consultation with the Board of Directors.

The Group's Sustainability Committee, formed by the senior management, led by the Group's Chief Executive Officer ("CEO"), is tasked to develop the sustainability strategy, and drive sustainability efforts across the whole Group via the following process:

1. Reviewing the ESG factors identified as material to our business;
2. Considering stakeholder priorities;
3. Setting goals and targets;
4. Measurement performance data; and
5. Monitoring and reviewing performance on a regular basis.

The Board of Directors maintains oversight the sustainability performance of the Group as well as finalised the ESG topics for sustainability report for financial year ended 30 September 2021.

# Sustainability Overview

## Stakeholder Engagement

We actively engage our key stakeholders through the following channels:

### S/N KEY STAKEHOLDER ENGAGEMENT CHANNEL

1	<b>Customers</b>	Customers can send their feedback by contacting us at <a href="mailto:goodland@goodlandgroup.com.sg">goodland@goodlandgroup.com.sg</a> .
2	<b>Community</b>	<p>We welcome feedback on minimising the social and environmental impacts to the communities in which we operate by contacting us at <a href="mailto:goodland@goodlandgroup.com.sg">goodland@goodlandgroup.com.sg</a>.</p> <p>The Group participates in philanthropic activities through its Corporate Social Responsibility efforts, when opportunities arise.</p>
3	<b>Employees</b>	Senior management regularly communicates with employees for effective flow of information and alignment of business goals, including emails, staff meetings, induction programmes and annual staff evaluation sessions, whereby employees can pose questions in person.
4	<b>Regulators</b>	Channels for information exchange between regulators and the Group on proposed regulatory changes that impact on the Group's business are widely available, including helpdesks, email and websites.
5	<b>Investors</b>	The Group conveys timely, full and credible information to shareholders through announcements on SGXNET, the Group's website <a href="http://goodlandgroup.listedcompany.com">goodlandgroup.listedcompany.com</a> , investor relations email account <a href="mailto:goodland@goodlandgroup.com.sg">goodland@goodlandgroup.com.sg</a> , annual general meetings, extraordinary general meetings (where necessary), annual reports and other channels such as business publications.
6	<b>Consultants</b>	Consultants, such as architects, structural engineers and mechanical and electrical engineers, help ensure that sound preparations are made for upcoming projects and that contractors complete the project within budget. They provide cost estimates, draw budgets, select contractors, administer construction contracts, and resolve differences between contractors and project owners.
7	<b>Suppliers</b>	The Group works closely with suppliers to ensure smooth delivery of products. In general, new suppliers are screened in accordance with the purchasing policies and existing suppliers are assessed by respective work teams based on specified criteria. Feedback is also provided by the procurement teams to suppliers to ensure standards of products or services delivered by suppliers.

Through the above channels, the Group seeks to understand the views of key stakeholders, communicate effectively with them and respond to their concerns.

The Group endeavours to continually improve our sustainability practices as we progress. We welcome feedback from our stakeholders. Please send your feedback to [goodland@goodlandgroup.com.sg](mailto:goodland@goodlandgroup.com.sg).

# Sustainability Overview

## Material Topics

The Group's material environmental social and governance (ESG) factors are identified as below:

<b>ESG FACTOR</b>	<b>MATERIAL TOPIC</b>
<b>Environmental</b>	Energy and water consumption efficiency Waste Management {Reduce, Reuse, Recycle} Implement green practices
<b>Social</b>	Noise, vibration and air pollution management Prevention / Reduction of accidents / incidents Site workforce management Supply chain Talent retention Corporate social responsibility ("CSR") Performance of services and products
<b>Governance</b>	Anti-corruption Compliance with legal and other requirements

The material topics, together with the Sustainability Report, are reviewed on an annual basis, and the Sustainability Committee is satisfied that there are no significant changes in key material topics in the financial year ended 30 September 2021.

## COVID-19 Pandemic

With recent COVID-19 outbreak of clusters in Singapore, a tight set of measures were announced by Singapore Government. In response to the emergence of a potentially more contagious variant of the COVID-19 virus, which has since been termed the Omicron variant, the Multi-Ministry Taskforce (MTF) announced on 26 November 2021 travel restrictions for affected countries/regions. Safe management measures therefore have to be tightened across the board. The Group is keeping abreast of its development and its impact on the Group's business.

## Full Sustainability Report

To conserve the environment, no hard copies of the full Report is printed. A digital copy will be uploaded on our website at [www.goodlandgroup.com.sg](http://www.goodlandgroup.com.sg).

# Directors' Statement

For the financial year ended 30 September 2021

We are pleased to submit this statement to the members of Goodland Group Limited (the "Company") and its subsidiaries (collectively the "Group") together with the audited financial statements for the financial year ended 30 September 2021.

In our opinion:

- (a) the accompanying financial statements of the Group and the Company are drawn up so as to give a true and fair view of the financial position of the Group and of the Company as at 30 September 2021 and of the financial performance, changes in equity and cash flows of the Group for the year ended on that date in accordance with the provisions of the Singapore Companies Act, Cap. 50 (the "Act") and Singapore Financial Reporting Standards (International); and
- (b) at the date of this statement, there are reasonable grounds to believe that the Company will be able to pay its debts as and when they fall due.

The Board of Directors has, on the date of this statement, authorised these financial statements for issue.

## Names of Directors

The directors of the Company in office at the date of this statement are:

Ben Tan Chee Beng  
Dr Alvin Tan Chee Tiong  
Melanie Tan Bee Bee  
Charles Chong You Fook  
Dr Wu Chiaw Ching  
Raymond Lye Hoong Yip  
Irving Choh Thian Chee

## Arrangements to Acquire Shares, Debentures, Warrants or Options

During and at the end of the financial year, neither the Company nor any of its subsidiaries was a party to any arrangement of which the object was to enable the directors to acquire benefits through the acquisition of shares, debentures, warrants or options of the Company or any other corporate body, other than as disclosed in this report.

# Directors' Statement

For the financial year ended 30 September 2021

## Directors' Interest in Shares, Debentures, Warrants or Options

According to the Register of Directors' Shareholdings kept by the Company under Section 164 of the Act, none of the directors who held office at the end of the financial year had any interest in the shares, debentures, warrants or options of the Company or its related corporations, except as follows:

	Holdings registered in the name of directors		Holdings in which directors are deemed to have an interest	
	As at 1.10.2020	As at 30.9.2021	As at 1.10.2020	As at 30.9.2021
<b>The Company -</b>				
<b><u>Goodland Group Limited</u></b>				
<u>Ordinary shares</u>				
Ben Tan Chee Beng <sup>(1)(2)</sup>	27,795,000	27,795,000	259,043,194	242,970,994
Alvin Tan Chee Tiong <sup>(1)</sup>	23,616,400	39,744,500	263,221,794	247,830,694
Melanie Tan Bee Bee <sup>(1)</sup>	21,208,700	21,840,700	265,629,494	265,734,494

### Notes:

- (1) Mr Ben Tan Chee Beng, Dr Alvin Tan Chee Tiong and Ms Melanie Tan Bee Bee are siblings. Their mother is Mdm Koh Chin Kim. Each of Mr Ben Tan Chee Beng, Dr Alvin Tan Chee Tiong and Ms Melanie Tan Bee Bee is deemed interested in all the shares held by their family members.
- (2) Mr Ben Tan Chee Beng is deemed interested in 14,000,000 ordinary shares held in the name of DB Nominees (S) Pte Ltd, 2,809,200 ordinary shares held in the name of United Overseas Bank Nominees Pte Ltd, 79,105,794 shares held in the name of Citrine Capital Pte Ltd and 56,500,000 shares held in the name of Hong Leong Finance Nominees Pte Ltd through Citrine Capital Pte Ltd.

There was a change in the above-mentioned interests in shareholdings percentage between the end of the current financial year and 21 October 2021, and further details are as follows:

Name of director	Direct interest		Deemed interest	
	No. of shares	%	No. of shares	%
<b><u>As at 30.9.2021</u></b>				
Ben Tan Chee Beng	27,795,000	7.72	242,970,994	72.20
Alvin Tan Chee Tiong	39,744,500	11.05	247,830,694	68.87
Melanie Tan Bee Bee	21,840,700	6.07	265,734,494	73.85
<b><u>As at 21.10.2021</u></b>				
Ben Tan Chee Beng	27,795,000	7.73	242,970,994	72.27
Alvin Tan Chee Tiong	39,744,500	11.06	247,830,694	68.94
Melanie Tan Bee Bee	21,840,700	6.08	265,734,494	73.92

Mr Ben Tan Chee Beng, Dr Alvin Tan Chee Tiong and Ms Melanie Tan Bee Bee, who by virtue of their interest in not less than 20% of the issued share capital of the Company, are deemed to have an interest in the shares of the wholly-owned subsidiaries held by the Company and in the following subsidiaries that are not wholly-owned by the Group.



# Directors' Statement

For the financial year ended 30 September 2021

## Directors' Interest in Shares, Debentures, Warrants or Options (Cont'd)

	<b>As at 1.10.2020 No. of shares</b>	<b>As at 30.9.2021 No. of shares</b>
Citrine Asia Capital Pte. Ltd.	102,000	102,000
Goodland Da-Qiao Pte. Ltd.	510,000	510,000
T City (Ipoh) Sdn. Bhd.	350,000	350,000
Banyan Housing Development Sdn. Bhd.	72,000	72,000
GLG Global Sdn.Bhd.	1,446	1,446
Mastron Capital Pte. Ltd.	-	51,000

There are no changes to the above shareholdings as at 21 October 2021.

Except as disclosed in this statement, no directors who held office at the end of the financial year had an interest in the shares, warrants or debentures of the Company, or of related corporations, either at the beginning or at the end of the financial year.

## Share Options

No options were granted during the financial year to take up unissued shares of the Company or of its subsidiaries.

No shares were issued during the financial year to which this report related by virtue of the exercise of options to take up unissued shares of the Company or of its subsidiaries.

There were no unissued shares of the Company or its subsidiaries under option at the end of the financial year.

## Audit Committee

The audit committee ("AC") at the end of the financial year comprises the following members:

Dr Wu Chiaw Ching (Chairman)  
Charles Chong You Fook  
Raymond Lye Hoong Yip  
Irving Choh Thian Chee

The AC performs the functions in accordance with Section 201B(5) of the Act, the Singapore Exchange Securities Trading Limited ("SGX-ST") Listing Manual and the Code of Corporate Governance. In performing those functions, the AC:

- (a) Reviews with the external auditors the audit plan, the evaluation of the system of internal accounting controls, the audit report, the assistance given by the Company's and the Group's officers to the external auditors and the scope and results of the internal audit procedures;
- (b) Reviews with the internal auditors the internal audit plan, the evaluation of the adequacy of internal accounting controls and the internal audit report before submission of such report to the Board;

# Directors' Statement

For the financial year ended 30 September 2021

## Audit Committee (Cont'd)

- (c) Reviews effectiveness of the Company's and the Group's material internal controls, including financial, operational and compliance controls, information technology controls and risk management systems via reviews carried out by the internal auditors;
- (d) Reviews the annual consolidated financial statements of the Group and the Company's statement of financial position before submission to the Board for approval, focusing in particular on changes in accounting policies and practices, major risk areas, significant adjustments resulting from the audit, compliance with accounting standards and compliance with the SGX-ST Listing Manual and any other relevant statutory or regulatory requirements;
- (e) Reviews the internal control procedures and ensures co-ordination between the external auditors and the management, reviews the assistance given by the management to the auditors, and discusses problems and concerns, if any, arising from the interim and final audits, and any matters which the auditors may wish to discuss (in the absence of the management, where necessary);
- (f) Reviews and discusses with the external and internal auditors any suspected fraud or irregularity, or suspected infringement of any relevant laws, rules or regulations, which has or is likely to have a material impact on the Company's and the Group's operating results or financial position, and the management's response;
- (g) Considers the appointment or re-appointment of the external and internal auditors and matters relating to the resignation or dismissal of the auditors;
- (h) Reviews the assurance from the CEO and the CFO on the financial records and financial statements;
- (i) Reviews interested person transactions and potential conflicts of interest falling within the scope of Chapter 9 of the SGX-ST Listing Manual;
- (j) Undertakes such other reviews and projects as may be requested by the Board, and reports to the Board its findings from time to time on matters arising and requiring the attention of the AC;
- (k) Reviews the policy and arrangements for concerns about possible improprieties in financial reporting or other matters to be safely raised, independently investigated and appropriately followed up on. The Company publicly discloses, and clearly communicates to employees, the existence of a whistle-blowing policy and procedures for raising such concerns.
- (l) Generally undertakes such other functions and duties as may be required by statute or the SGX-ST Listing Manual, or by such amendments as may be made thereto from time to time; and
- (m) Reviews the Company's and the Group's key financial risk areas, with a view to provide independent oversight on the Company's and the Group's financial reporting, the outcome of such review to be disclosed in the annual reports or, where the findings are material, announced immediately via SGXNET.

The AC has recommended to the directors the nomination of Foo Kon Tan LLP for re-appointment as external auditors of the Company at the forthcoming Annual General Meeting of the Company.

The AC, having reviewed all non-audit services provided by the external auditors to the Company and the Group, is satisfied that the nature and extent of such services would not affect the independence of the external auditors. The AC has also conducted a review of interested person transactions.

# Directors' statement

For the financial year ended 30 September 2021

## Audit Committee (Cont'd)

Based on the internal controls established and maintained by the Company and the Group, work performed by the internal and external auditors, and reviews performed by management, various Board Committees and the Board, in concurrence with the AC, is of the view that the Company's and the Group's internal controls addressing financial, operational, compliance, controls and information technology risks, and risk management systems were adequate as at 30 September 2021.

The AC convened four meetings during the year with full attendance from all members. The AC has also met with external auditors, without the presence of the Company's management, at least once a year.

Further details regarding the AC are disclosed in the Corporate Governance Report in the Company's Annual Report.

In appointing our auditors for the Company, subsidiaries and associates, we have complied with Rules 712 and 715 of the SGX-ST Listing Manual.

## Independent Auditor

The independent auditor, Foo Kon Tan LLP, Public Accountants and Chartered Accountants, has expressed its willingness to accept re-appointment.

On behalf of the Directors

.....  
BEN TAN CHEE BENG

.....  
ALVIN TAN CHEE TIONG

Dated: 30 December 2021

# Independent Auditor's Report

To the members of Goodland Group Limited

## Report on the Audit of the Financial Statements

### Opinion

We have audited the financial statements of Goodland Group Limited (the "Company") and its subsidiaries (the "Group"), which comprise the consolidated statement of financial position of the Group and the statement of financial position of the Company as at 30 September 2021, and the consolidated statement of comprehensive income, consolidated statement of changes in equity and consolidated statement of cash flows of the Group for the year then ended, and notes to the financial statements, including a summary of significant accounting policies.

In our opinion, the accompanying consolidated financial statements of the Group and the statement of financial position of the Company are properly drawn up in accordance with the provisions of the Singapore Companies Act, Cap. 50 (the "Act") and Singapore Financial Reporting Standards (International) ("SFRS(I)s") so as to give a true and fair view of the consolidated financial position of the Group and the financial position of the Company as at 30 September 2021 and of the consolidated financial performance, consolidated changes in equity and consolidated cash flows of the Group for the year ended on that date.

### Basis for Opinion

We conducted our audit in accordance with Singapore Standards on Auditing ("SSAs"). Our responsibilities under those standards are further described in the Auditor's Responsibilities for the Audit of the Financial Statements section of our report. We are independent of the Group in accordance with the Accounting and Corporate Regulatory Authority ("ACRA") Code of Professional Conduct and Ethics for Public Accountants and Accounting Entities ("ACRA Code") together with the ethical requirements that are relevant to our audit of the financial statements in Singapore, and we have fulfilled our other ethical responsibilities in accordance with these requirements and the ACRA Code. We believe that the audit evidence we have obtained is sufficient and appropriate to provide a basis for our opinion.

### Key Audit Matters

Key audit matters are those matters that, in our professional judgement, were of most significance in our audit of the financial statements of the current period. These matters were addressed in the context of our audit of the financial statements as a whole, and in forming our opinion thereon, and we do not provide a separate opinion on these matters.

Valuation of investment properties (Refer to Note 6 to the financial statements)

Risk:

The Group's investment properties are stated at their fair values based on independent external valuations.

The valuation of investment properties requires significant judgement. Any input inaccuracies or unreasonable bases used in these judgements could result in a significant impact to the valuation.

# Independent Auditor's Report

To the members of Goodland Group Limited

## Key Audit Matters (Cont'd)

### Valuation of investment properties (Refer to Note 6 to the financial statements) (Cont'd)

Our response:

We have evaluated the competence, qualification and objectivity of management's external valuers, obtained an understanding of the work of management's external valuers; and evaluated the appropriateness of management's external valuers' work as audit evidence for the relevant assertion. We also read the terms of engagement of the external valuers with the Group to determine whether there were any matters that might have affected their objectivity or limited the scope of their work. Through our appointed auditor's expert, we considered the valuation methodologies used against those applied by the external valuers for similar property types. We have evaluated whether the auditor's expert has the necessary competence, capabilities and objectivity for our purposes.

We also considered the adequacy of the disclosure in the financial statements regarding the inherent degree of subjectivity and key assumptions used in the estimates. This includes the relationships between the key unobservable inputs to fair values.

Our findings:

The Group has a structured process in appointing valuers, and in reviewing and adopting their valuations. The valuation methodologies used are in line with generally-accepted market practices and the key assumptions used are within the range of market data. The approach to the methodologies and in deriving the assumptions in the valuations is supported by market practices and data and the disclosures included in Notes 6 and 37 to the financial statements are appropriate.

### Valuation of development properties (Refer to Note 14 to the financial statements)

Risk:

Development properties are stated at the lower of cost and net realisable value. Net realisable value represents the estimated selling price, less estimated costs of completion and selling expenses.

The determination of the estimated net realisable values of these development properties is critically dependent upon the Group's expectation of future selling prices which are affected by, amongst other things, demand and supply factors, interest rates, government policies and economic conditions. There is a risk that the estimate of net realisable values exceeds future selling prices, resulting in a loss when these properties are sold.

Our response:

We assessed the Group's forecast selling prices by comparing these forecast selling prices to, where available, recently transacted sales prices of units in the same project as well as comparable properties. We focused our work on development projects with low margins.

Our findings:

We found that reasonable estimates were used in the determination of the net realisable values.

We have also assessed and validated the adequacy and appropriateness of the disclosures made in the financial statements.

# Independent Auditor's Report

To the members of Goodland Group Limited

## Other Information

Management is responsible for the other information. The other information comprises the information included in the Annual Report, but does not include the financial statements and our auditor's report thereon.

Our opinion on the financial statements does not cover the other information and we do not express any form of assurance conclusion thereon.

In connection with our audit of the financial statements, our responsibility is to read the other information and, in doing so, consider whether the other information is materially inconsistent with the financial statements or our knowledge obtained in the audit or otherwise appears to be materially misstated.

If, based on the work we have performed, we conclude that there is a material misstatement of this other information, we are required to report that fact. We have nothing to report in this regard.

## Responsibilities of Management and Directors for the Financial Statements

Management is responsible for the preparation of financial statements that give a true and fair view in accordance with the provisions of the Act and SFRS(I), and for devising and maintaining a system of internal accounting controls sufficient to provide a reasonable assurance that assets are safeguarded against loss from unauthorised use or disposition; and transactions are properly authorised and that they are recorded as necessary to permit the preparation of true and fair financial statements and to maintain accountability of assets.

In preparing the financial statements, management is responsible for assessing the Group's ability to continue as a going concern, disclosing, as applicable, matters related to going concern and using the going concern basis of accounting unless management either intends to liquidate the Group or to cease operations, or has no realistic alternative but to do so.

The directors' responsibilities include overseeing the Group's financial reporting process.

## Auditor's Responsibilities for the Audit of the Financial Statements

Our objectives are to obtain reasonable assurance about whether the financial statements as a whole are free from material misstatement, whether due to fraud or error, and to issue an auditor's report that includes our opinion. Reasonable assurance is a high level of assurance, but is not a guarantee that an audit conducted in accordance with SSAs will always detect a material misstatement when it exists. Misstatements can arise from fraud or error and are considered material if, individually or in the aggregate, they could reasonably be expected to influence the economic decisions of users taken on the basis of these financial statements.

As part of an audit in accordance with SSAs, we exercise professional judgement and maintain professional scepticism throughout the audit. We also:

- Identify and assess the risks of material misstatement of the financial statements, whether due to fraud or error, design and perform audit procedures responsive to those risks, and obtain audit evidence that is sufficient and appropriate to provide a basis for our opinion. The risk of not detecting a material misstatement resulting from fraud is higher than for one resulting from error, as fraud may involve collusion, forgery, intentional omissions, misrepresentations, or the override of internal control.
- Obtain an understanding of internal control relevant to the audit in order to design audit procedures that are appropriate in the circumstances, but not for the purpose of expressing an opinion on the effectiveness of the Group's internal control.

# Independent Auditor's Report

To the members of Goodland Group Limited

## Auditor's Responsibilities for the Audit of the Financial Statements (Cont'd)

- Evaluate the appropriateness of accounting policies used and the reasonableness of accounting estimates and related disclosures made by management.
- Conclude on the appropriateness of management's use of the going concern basis of accounting and, based on the audit evidence obtained, whether a material uncertainty exists related to events or conditions that may cast significant doubt on the Group's ability to continue as a going concern. If we conclude that a material uncertainty exists, we are required to draw attention in our auditor's report to the related disclosures in the financial statements or, if such disclosures are inadequate, to modify our opinion. Our conclusions are based on the audit evidence obtained up to the date of our auditor's report. However, future events or conditions may cause the Group to cease to continue as a going concern.
- Evaluate the overall presentation, structure and content of the financial statements, including the disclosures, and whether the financial statements represent the underlying transactions and events in a manner that achieves fair presentation.
- Obtain sufficient appropriate audit evidence regarding the financial information of the entities or business activities within the Group to express an opinion on the consolidated financial statements. We are responsible for the direction, supervision and performance of the group audit. We remain solely responsible for our audit opinion.

We communicate with the directors regarding, among other matters, the planned scope and timing of the audit and significant audit findings, including any significant deficiencies in internal control that we identify during our audit.

We also provide the directors with a statement that we have complied with relevant ethical requirements regarding independence, and to communicate with them all relationships and other matters that may reasonably be thought to bear on our independence, and where applicable, related safeguards.

From the matters communicated with the directors, we determine those matters that were of most significance in the audit of the financial statements of the current period and are therefore the key audit matters. We describe these matters in our auditor's report unless law or regulation precludes public disclosure about the matter or when, in extremely rare circumstances, we determine that a matter should not be communicated in our report because the adverse consequences of doing so would reasonably be expected to outweigh the public interest benefits of such communication.

## Report on Other Legal and Regulatory Requirements

In our opinion, the accounting and other records required by the Act to be kept by the Company and by those subsidiary corporations incorporated in Singapore of which we are the auditors have been properly kept in accordance with the provisions of the Act.

The engagement partner on the audit resulting in this independent auditor's report is Ang Soh Mui.

Foo Kon Tan LLP  
Public Accountants and  
Chartered Accountants

Singapore,

30 December 2021

# Statements of Financial Position

As at 30 September 2021

	Note	The Group		The Company	
		30 September 2021	30 September 2020	30 September 2021	30 September 2020
		\$	\$	\$	\$
<b>ASSETS</b>					
<b>Non-Current Assets</b>					
Property, plant and equipment	4	2,168,714	2,211,202	-	-
Right-of-use assets	5	309,477	105,070	-	-
Investment properties	6	90,804,005	89,502,015	-	-
Subsidiaries	7	-	-	9,771,763	10,720,563
Associates	8	7,311,747	11,174,648	-	-
Financial assets, at fair value through other comprehensive income ("FVOCI")	9	8,730,000	8,769,000	-	-
Deferred tax assets	10	154,744	-	-	-
		109,478,687	111,761,935	9,771,763	10,720,563
<b>Current Assets</b>					
Inventories	11	26,245	-	-	-
Trade and other receivables	12	21,002,062	16,064,027	67,268,786	65,955,116
Contract assets	13	5,299,832	364,100	-	-
Development properties	14	205,774,376	223,674,619	-	-
Financial assets, at fair value through profit or loss ("FVTPL")	15	90,550	94,424	-	-
Cash and cash equivalents	16	8,146,019	4,236,180	3,872,155	2,067,723
		240,339,084	244,433,350	71,140,941	68,022,839
<b>Total Assets</b>		349,817,771	356,195,285	80,912,704	78,743,402
<b>EQUITY AND LIABILITIES</b>					
<b>Capital and Reserves</b>					
Share capital	17	63,280,416	63,280,416	63,280,416	63,280,416
Treasury shares	18	(9,511,983)	(9,485,338)	(9,511,983)	(9,485,338)
Reserves	19	138,624,748	140,051,388	(142,375)	582,761
<b>Equity attributable to owners of the Company</b>		192,393,181	193,846,466	53,626,058	54,377,839
Non-controlling interests		52,952,691	53,528,689	-	-
<b>Total Equity</b>		245,345,872	247,375,155	53,626,058	54,377,839
<b>Non-Current Liabilities</b>					
Lease liabilities	20	221,036	62,518	-	-
Bank borrowings	21	19,236,938	14,631,217	-	-
Deferred tax liabilities	10	9,333,043	9,453,451	-	-
		28,791,017	24,147,186	-	-
<b>Current Liabilities</b>					
Lease liabilities	20	47,831	35,034	-	-
Trade and other payables	22	13,540,693	15,439,649	27,286,646	24,365,563
Contract liabilities	13	700,960	393,470	-	-
Bank borrowings	21	61,199,763	68,804,791	-	-
Current tax payable		191,635	-	-	-
		75,680,882	84,672,944	27,286,646	24,365,563
<b>Total Liabilities</b>		104,471,899	108,820,130	27,286,646	24,365,563
<b>Total Equity and Liabilities</b>		349,817,771	356,195,285	80,912,704	78,743,402

The annexed notes form an integral part of and should be read in conjunction with these financial statements.



# Consolidated Statement of Comprehensive Income

For the financial year ended 30 September 2021

	Note	Year ended 30 September 2021 \$	Year ended 30 September 2020 \$
Revenue	3	25,575,854	26,983,069
Cost of sales		(21,283,547)	(23,833,375)
Gross profit		4,292,307	3,149,694
Other operating income	23	6,144,380	745,129
Finance income	24	17,048	1,196
Administrative expenses		(3,925,371)	(4,651,260)
Finance costs	25	(1,380,441)	(1,276,612)
Other operating expenses		(157,759)	(242,526)
Share of associates' results (net of tax)	8	(3,862,901)	(1,317,257)
<b>Profit/(Loss) before taxation</b>	26	1,127,263	(3,591,636)
Income tax	28	(36,891)	3,705
<b>Profit/(Loss) after taxation</b>		1,090,372	(3,587,931)
<b>Other comprehensive income after tax:</b>			
<b>Items that may be reclassified subsequently to profit or loss</b>			
Exchange differences on translation of the financial statements of foreign entities		(2,292,965)	(670,303)
		(2,292,965)	(670,303)
<b>Items that will not be reclassified subsequently to profit or loss</b>			
Fair value loss on financial assets, at FVOCI	9	(39,000)	(1,390,000)
<b>Other comprehensive loss for the year, net of tax</b>		(2,331,965)	(2,060,303)
<b>Total comprehensive loss for the year</b>		(1,241,593)	(5,648,234)
<b>Profit/(Loss) attributable to:</b>			
Equity holders of the Company		1,027,505	(3,572,326)
Non-controlling interests		62,867	(15,605)
		1,090,372	(3,587,931)
<b>Total comprehensive loss attributable to:</b>			
Equity holders of the Company		(616,595)	(5,431,863)
Non-controlling interests		(624,998)	(216,371)
		(1,241,593)	(5,648,234)
<b>Earnings/(Loss) per share</b>			
- Basic earnings per share (cents)	29	0.29	(0.99)
- Diluted earnings per share (cents)	29	0.29	(0.99)

The annexed notes form an integral part of and should be read in conjunction with these financial statements.

# Consolidated statement of Changes in Equity

For the financial year ended 30 September 2021

The Group	Attributable to equity holders of the Company											
	Share capital	Treasury shares	Acquisition reserve	Currency translation reserve	Equity reserve	Fair value reserve	Revaluation surplus reserve	Merger reserve	Retained earnings	Subtotal	Non-controlling interests	Total equity
	\$	\$	\$	\$	\$	\$	\$	\$	\$	\$	\$	\$
At 1 October 2020	63,280,416	(9,485,338)	78,743,302	2,092,012	228,811	(1,709,315)	3,224,151	(485,076)	57,957,503	193,846,466	53,528,689	247,375,155
<b>Total comprehensive income for the year</b>												
<b>Profit for the year</b>	-	-	-	-	-	-	-	-	1,027,505	1,027,505	62,867	1,090,372
<b>Other comprehensive income</b>												
Fair value loss on financial asset, at FVOCI	-	-	-	-	-	(39,000)	-	-	-	(39,000)	-	(39,000)
Exchange differences arising from translation	-	-	-	(1,605,100)	-	-	-	-	-	(1,605,100)	(687,865)	(2,292,965)
<b>Other comprehensive loss for the year</b>												
	-	-	-	(1,605,100)	-	(39,000)	-	-	-	(1,644,100)	(687,865)	(2,331,965)
<b>Total comprehensive (loss) / profit for the year</b>												
	-	-	-	(1,605,100)	-	(39,000)	-	-	1,027,505	(616,595)	(624,998)	(1,241,593)
<b>Transactions with owners, recognised directly in equity</b>												
<b>Contributions by and distributions to owners</b>												
Purchase of treasury shares	-	(26,645)	-	-	-	-	-	-	-	(26,645)	-	(26,645)
Dividends paid (Note 38)	-	-	-	-	-	-	-	-	(810,045)	(810,045)	-	(810,045)
<b>Total contributions by and distributions to owners</b>												
Incorporation of subsidiary	-	(26,645)	-	-	-	-	-	-	(810,045)	(836,690)	-	(836,690)
<b>Total transactions with owners</b>												
	-	(26,645)	-	-	-	-	-	-	(810,045)	(836,690)	49,000	(787,690)
<b>At 30 September 2021</b>	<b>63,280,416</b>	<b>(9,511,983)</b>	<b>78,743,302</b>	<b>486,912</b>	<b>228,811</b>	<b>(1,748,315)</b>	<b>3,224,151</b>	<b>(485,076)</b>	<b>58,174,963</b>	<b>192,393,181</b>	<b>52,952,691</b>	<b>245,345,872</b>

The annexed notes form an integral part of and should be read in conjunction with these financial statements.

# Consolidated statement of Changes in Equity (Cont'd)

For the financial year ended 30 September 2021

The Group	Attributable to equity holders of the Company											
	Share capital	Treasury shares	Acquisition reserve	Currency translation reserve	Equity reserve	Fair value reserve	Revaluation surplus reserve	Merger reserve	Retained earnings	Subtotal	Non-controlling interests	Total equity
	\$	\$	\$	\$	\$	\$	\$	\$	\$	\$	\$	\$
At 1 October 2019	63,280,416	(9,453,839)	78,743,302	2,561,549	228,811	(319,315)	3,224,151	(485,076)	62,070,143	199,850,142	53,745,060	253,595,202
<b>Total comprehensive income for the year</b>	-	-	-	-	-	-	-	-	(3,572,326)	(3,572,326)	(15,605)	(3,587,931)
<b>Other comprehensive income</b>	-	-	-	-	-	-	-	-	-	-	-	-
Fair value loss on financial asset, at FVOCI	-	-	-	-	-	(1,390,000)	-	-	-	(1,390,000)	-	(1,390,000)
Exchange differences arising from translation	-	-	-	(469,537)	-	-	-	-	-	(469,537)	(200,766)	(670,303)
<b>Other comprehensive loss for the year</b>	-	-	-	(469,537)	-	(1,390,000)	-	-	-	(1,859,537)	(200,766)	(2,060,303)
<b>Total comprehensive loss for the year</b>	-	-	-	(469,537)	-	(1,390,000)	-	-	(3,572,326)	(5,431,863)	(216,371)	(5,648,234)
<b>Transactions with owners, recognised directly in equity</b>	-	-	-	-	-	-	-	-	-	-	-	-
<b>Contributions by and distributions to owners</b>	-	(31,499)	-	-	-	-	-	-	-	(31,499)	-	(31,499)
Purchase of treasury shares	-	-	-	-	-	-	-	-	(540,314)	(540,314)	-	(540,314)
Dividends paid (Note 38)	-	-	-	-	-	-	-	-	-	-	-	-
<b>Total contributions by and distributions to owners and total transactions with owners</b>	-	(31,499)	-	-	-	-	-	-	(540,314)	(571,813)	-	(571,813)
<b>At 30 September 2020</b>	63,280,416	(9,485,338)	78,743,302	2,092,012	228,811	(1,709,315)	3,224,151	(485,076)	57,957,503	193,846,466	53,528,689	247,375,155

The annexed notes form an integral part of and should be read in conjunction with these financial statements.

# Consolidated Statement of Cash Flows

For the financial year ended 30 September 2021

	Note	Year ended 30 September 2021 \$	Year ended 30 September 2020 \$
<b>Cash Flows from Operating Activities</b>			
Profit/(Loss) before taxation		1,127,263	(3,591,636)
Adjustments for:			
Depreciation of property, plant and equipment	4	162,523	246,229
Depreciation of right-of-use assets	5	54,820	44,447
Loss on disposal of property, plant and equipment		6,550	-
Fair value (gain)/loss on investment properties	6	(1,577,000)	86,900
Fair value (gain)/loss on financial assets, at fair value through profit or loss	26	(2,683)	148,346
Loss on disposal on financial assets, at fair value through profit or loss	26	1,209	7,280
Waiver of amounts due to associates		(1,550,659)	-
Finance costs	25	1,380,441	1,276,612
Interest income	24	(17,048)	(1,196)
Dividend income	23	(250)	(2,974)
Share of associates' results	8	3,862,901	1,317,257
<b>Operating cash flows before working capital changes</b>		3,448,067	(468,735)
Change in trade and other receivables		(8,171,697)	3,585,169
Change in trade and other payables		(198,254)	509,748
Change in inventories		(26,245)	-
Change in development properties for sale		16,038,759	10,490,357
<b>Cash generated from operations</b>		11,090,630	14,116,539
Interest received		17,048	1,196
Income tax paid		-	(11,546)
Income tax refunded		-	15,251
<b>Net cash generated from operating activities</b>		11,107,678	14,121,440
<b>Cash Flows from Investing Activities</b>			
Purchase of property, plant and equipment (Note A)	4	(129,588)	(84,132)
Purchase of right-of-use assets	5	(46,027)	-
Purchase of financial assets, at fair value through profit or loss		(49,625)	(54,071)
Additions to investment properties	6	-	(12,548)
Proceeds from disposal of investments securities		55,193	126,140
Proceeds from disposal of property, plant and equipment		2,000	-
Advances to associates		(1,702,668)	(5,060)
Dividend received		125	2,974
<b>Net cash used in investing activities</b>		(1,870,590)	(26,697)
<b>Cash Flows from Financing Activities</b>			
Share buy-back		(26,645)	(31,499)
Proceeds from bank loans (Note B)		8,569,133	8,832,500
Repayment of bank loans (Note B)		(11,568,441)	(17,409,076)
Principal repayment of lease liabilities (Note B)		(41,885)	(35,035)
Advances from associates		100,659	-
Advances to non-controlling interests		-	(91,875)
Advances from non-controlling interests		160,334	72,689
Interest paid (Note B)		(1,710,958)	(2,465,449)
Dividend paid	38	(810,045)	(540,314)
<b>Net cash used in financing activities</b>		(5,327,848)	(11,668,059)
Net increase in cash and cash equivalents		3,909,240	2,426,684
Cash and cash equivalents at beginning of year		4,236,180	1,808,375
<b>Effect of exchange rate changes on balances held in foreign currencies</b>		599	1,121
Cash and cash equivalents at end of year	16	8,146,019	4,236,180

The annexed notes form an integral part of and should be read in conjunction with these financial statements.

# Consolidated Statement of Cash Flows (Cont'd)

For the financial year ended 30 September 2021

## Notes:

- A. During the financial year, the Group acquired property, plant and equipment with an aggregate cost of \$129,588 (2020 - \$84,132) and cash payments of \$129,588 (2020 - \$84,132) were made to purchase property, plant and equipment. In addition, there are additions to the Group's right-of-use assets of \$259,227 (2020 - \$NIL) of which \$213,200 (2020 - \$NIL) are non-cash additions and \$46,027 (2020 - \$NIL) cash additions of right-of-use assets.
- B. Reconciliation of movements of liabilities to cash flows arising from financing activities, excluding equity item

	Cash flows			Non-cash changes			As at 30 September 2021
	As at 1 October 2020	Proceeds received	Principal repayment	Interest paid	Finance costs capitalised	Interest accrued	
	\$	\$	\$	\$	\$	\$	\$
Lease liabilities (Note 20)	97,552	-	(41,885)	(8,740)	8,740	-	268,867
Bank borrowings (Note 21)	83,436,008	8,569,133	(11,568,441)	(1,702,218)	1,371,701	325,583	80,436,701
	83,533,560	8,569,133	(11,610,326)	(1,710,958)	1,380,441	325,583	80,705,568
						213,200	
						4,935	
						4,935	

	Cash flows			Non-cash changes			As at 30 September 2020
	As at 1 October 2019	Proceeds received	Principal repayment	Interest paid	Finance costs capitalised	Interest accrued	
	\$	\$	\$	\$	\$	\$	\$
Lease liabilities (Note 20)	132,587	-	(35,035)	(6,558)	6,558	-	97,552
Bank borrowings (Note 21)	92,012,585	8,832,500	(17,409,076)	(2,458,891)	1,270,054	1,162,924	83,436,008
	92,145,172	8,832,500	(17,444,111)	(2,465,449)	1,276,612	1,162,924	83,533,560
						-	
						25,912	
						25,912	

The annexed notes form an integral part of and should be read in conjunction with these financial statements.

# Notes to the Financial Statements

For the financial year ended 30 September 2021

## I General Information

The financial statements of the Company and of the Group for the year ended 30 September 2021 were authorised for issue in accordance with a resolution of the directors on the date of the Directors' Statement.

The Company is incorporated as a public limited company and domiciled in the Republic of Singapore. The Company was listed on 8 October 2009 in the Catalist Board of the Singapore Exchange Securities Trading Limited ("SGX-ST") and transferred to the Mainboard of SGX-ST effective from 25 June 2013.

The registered office of the Company is located at 3 Kim Chuan Lane #07-01 Goodland Group Building, Singapore 537069.

The principal activity of the Company is that of an investment holding company. The principal activities of the subsidiaries and associates are disclosed in Note 7 and Note 8 respectively.

### 2(a) Basis of Preparation

The financial statements are drawn up in accordance with the provisions of the Singapore Companies Act, Cap. 50 (the "Act") and Singapore Financial Reporting Standards (International) ("SFRS(I)"), including related interpretations promulgated by the Accounting Standards Council ("ASC"), and have been prepared under the historical cost convention, except as otherwise described in the notes below.

The accounting policies set out below have been applied consistently to all periods presented in these financial statements.

The preparation of financial statements in conformity with SFRS(I) requires the use of certain critical accounting estimates. It also requires management to exercise its judgement in the process of applying the Group's accounting policies. The areas involving a higher degree of judgement or complexity, or areas where assumptions and estimates are significant to the financial statements, are disclosed in Note 2(c).

The financial statements are presented in Singapore dollar which is the Company's functional currency. All financial information is presented in Singapore dollar, unless otherwise stated.

### 2(b) Adoption of New and Revised SFRS(I) Effective for the Current Financial Year

On 1 October 2020, the Group and the Company have adopted all the new and revised SFRS(I), SFRS(I) interpretations ("SFRS(I) INT") and amendments to SFRS(I), effective for the current financial year that are relevant to them. The adoption of these new and revised SFRS(I) pronouncements does not result in significant changes to the Group's and the Company's accounting policies and has no material effect on the amounts or the disclosures reported for the current or prior reporting periods, as discussed below:

<b>Reference</b>	<b>Description</b>	<b>Effective date (Annual periods beginning on or after)</b>
Amendments to SFRS(I) 3	Definition of a Business	1 January 2020
Amendments to SFRS(I) 1-1 and SFRS(I) 1-8	Definition of Material	1 January 2020
Amendments to SFRS(I) 9, SFRS(I) 1-39 and SFRS(I) 7	Interest Rate Benchmark Reform	1 January 2020
Revised Conceptual Framework for Financial Reporting		1 January 2020
Amendment to SFRS(I) 16	Covid-19-Related Rent Concessions	1 June 2020

# Notes to the Financial Statements

For the financial year ended 30 September 2021

## 2(b) Adoption of New and Revised SFRS(I) Effective for the Current Financial Year (Cont'd)

### Amendments to SFRS(I) 3 Definition of a Business

The amendments clarify that, while businesses usually have outputs, outputs are not required for an integrated set of activities and assets to qualify as a business. To be considered a business, an acquired set of activities and assets must include, at a minimum, an input and a substantive process that together significantly contribute to the ability to create outputs. The amendments remove the assessment of whether market participants are capable of replacing any missing inputs or processes and continuing to produce outputs.

The amendments introduce an optional concentration test that permits a simplified assessment of whether an acquired set of activities and assets is not a business. Under the optional concentration test, the acquired set of activities and assets is not a business if substantially all of the fair value of the gross assets acquired is concentrated in a single identifiable asset or group of similar assets.

The amendments are applied prospectively to all business combinations and asset acquisitions for which the acquisition date is on or after 1 January 2021.

There is no impact to the Group's and the Company's financial statements.

### Amendments to SFRS(I) 1-1 and SFRS(I) 1-8 Definition of Material

The amendments include clarifications to the definition of 'material' and the related guidance:

- the threshold of 'could influence' has been replaced with 'could reasonably be expected to influence';
- the term of 'obscuring information' has been included in the definition of 'material' to incorporate the existing concept in SFRS(I) 1-1 and examples have been provided of circumstances that may result in information being obscured; and
- the scope of 'users' has been clarified to mean the primary users of general purpose financial statements and their characteristics have been defined.

The amendments are to be applied prospectively and are effective for annual periods beginning on or after 1 January 2020.

There is no impact to the Group's and the Company's financial statements.

### Amendments to SFRS(I) 9, SFRS(I) 1-39 and SFRS(I) 7 Interest Rate Benchmark Reform

The amendments provide temporary relief from applying specific hedge accounting requirements to hedging relationships that are directly affected by the global reform initiative with respect to the inter-bank offered rate ("IBOR"). The reliefs have the effect that the IBOR reform should not generally cause hedge accounting to terminate. The amendments modify specific hedge accounting requirements to allow hedge accounting to continue for affected hedges during the period of uncertainty before the hedged items or hedging instruments affected by the current interest rate benchmarks are amended as a result of the ongoing IBOR reform.

Any hedge ineffectiveness continues to be recorded in the income statement. The reliefs will cease to apply when the uncertainties arising from the IBOR reform are no longer present. The amendments also introduce new disclosure requirements in SFRS(I) 7 for hedging relationships that are subject to the exceptions introduced by the amendments to SFRS(I) 9 and SFRS(I) 1-39. The amendments are mandatory for all hedges within scope and are to be applied retrospectively for annual reporting periods beginning on or after 1 January 2020.

# Notes to the Financial Statements

For the financial year ended 30 September 2021

## 2(b) Adoption of New and Revised SFRS(I) Effective for the Current Financial Year (Cont'd)

### Amendments to SFRS(I) 9, SFRS(I) 1-39 and SFRS(I) 7 Interest Rate Benchmark Reform (Cont'd)

The Group has adopted the amendments with effect from 1 January 2020 retrospectively to hedging relationships that existed at the start of the reporting period or were designated thereafter, and to the amount accumulated in the cash flow hedging reserve at that date. The amendments are relevant for the following types of hedging relationships and financial instruments of the Group, all of which extend beyond 2021, the date by which the reform is expected to be implemented:

- cash flow hedges where IBOR-linked derivatives are designated as a cash flow hedge of IBOR-linked cash flows (in SGD);
- fair value hedges where IBOR-linked derivatives are designated as a fair value hedge of fixed rate debt in respect of the IBOR risk component (in SGD);
- net investment hedge where an IBOR-linked derivative hedges the foreign currency risk of its net investment in foreign operations in China; and
- loans to joint ventures, bank borrowings and lease liabilities which reference IBOR and are subject to the IBOR reform.

The application of the amendments impacts the Group's accounting in the following ways.

- Hedge accounting relationships shall continue despite the following:
  - for cash flow hedge of IBOR cash flows: there is uncertainty about the timing and amount of the hedged cash flows due to the IBOR reform;
  - for IBOR fair value hedge: the benchmark interest rate component may not be separately identifiable; and
  - for net investment hedge: there is uncertainty about the replacement of the IBOR reference rate included in the hedging derivative.
- The Group shall not discontinue hedge accounting even if the retrospective assessment of hedge effectiveness for a hedging relationship that is subject to the IBOR reform falls outside the range of 80% to 125% in accordance with SFRS(I) 1-39.
- The Group shall retain the cumulative gain or loss in the cash flow hedging reserve for designated IBOR cash flow hedges that are subject to the IBOR reform even though there is uncertainty arising with respect to the timing and amount of the cash flows of the hedged items.

There is no impact to the Group's and the Company's financial statements.



# Notes to the Financial Statements

For the financial year ended 30 September 2021

## 2(b) Adoption of New and Revised SFRS(I) Effective for the Current Financial Year (Cont'd)

### Revised Conceptual Framework for Financial Reporting

The purpose of the Conceptual Framework is to assist in developing financial reporting standards. The Conceptual Framework is not a standard itself and none of the concepts contained therein override the requirements in any standard. The main changes to the Conceptual Framework's principles have implications for how and when assets and liabilities are recognised and derecognised in the financial statements. These revisions affect those entities which had developed their accounting policies based on the Conceptual Framework in the absence of specific SFRS(I) requirements. In such cases, the entities shall review those policies and apply the new guidance retrospective for annual periods beginning on or after 1 January 2020.

Some SFRS(I), their accompanying documents and SFRS(I) practice statements contain references to, or quotations from the Conceptual Framework. The Amendments to References to the Conceptual Framework in SFRS(I), issued together with the revised Conceptual Framework, sets out updates to SFRS(I), their accompanying documents and SFRS(I) practice statements to reflect the issue of the revised Conceptual Framework. These amendments are effective for annual periods beginning on or after 1 January 2020.

There is no impact to the Group's and the Company's financial statements.

### Amendments to SFRS(I) 16 COVID-19 Related Rent Concessions

The amendments provide relief to lessees from applying SFRS(I) 16 guidance on lease modification accounting for rent concessions arising as a direct consequence of the COVID-19 pandemic. As a practical expedient, a lessee may elect not to assess whether a COVID-19 related rent concession from a lessor is a lease modification. A lessee that makes this election accounts for any change in lease payments resulting from the COVID-19 related rent concession the same way it would account for the change under SFRS(I) 16 if the change were not a lease modification. The amendments are applicable on a modified retrospective basis for annual reporting periods beginning on or after 1 June 2020.

There is no impact to the Group's and the Company's financial statements.

## 2(c) New and Revised SFRS(I) in Issue but not yet Effective

At the date of authorisation of these financial statements, the Group and the Company have not adopted the new and revised SFRS(I), SFRS(I) INT and amendments to SFRS(I) that have been issued but are not yet effective to them. Management anticipates that the adoption of these new and revised SFRS(I) pronouncements in future periods will not have a material impact on the Group's and the Company's accounting policies in the period of their initial application:

<b>Reference</b>	<b>Description</b>	<b>Effective date (Annual periods beginning on or after)</b>
Amendments to SFRS(I) 1-1	Classification of Liabilities as Current or Non-current	1 January 2023
Amendments to SFRS(I) 9, SFRS(I) 1-39, SFRS(I) 7, SFRS(I) 4 and SFRS(I) 16	Interest Rate Benchmark Reform – Phase 2	1 January 2021
Amendments to SFRS(I) 3	Reference to the Conceptual Framework	1 January 2022
Amendments to SFRS(I) 1-16	Property, Plant and Equipment – Proceeds before Intended Use	1 January 2022
Amendments to SFRS(I) 1-37	Onerous Contracts – Cost of Fulfilling a Contract	1 January 2022

# Notes to the Financial Statements

For the financial year ended 30 September 2021

## 2(c) New and Revised SFRS(I) in Issue but not yet Effective (Cont'd)

### Amendment to SFRS(I) 1-1 Classification of Liabilities as Current or Non-current

The amendments affect only the presentation of liabilities as current or non-current in the statement of financial position and not the amount or timing of recognition of any asset, liability, income or expenses, or the information disclosed about those items.

The amendments clarify that the classification of liabilities as current or non-current is based on the rights that are in existence at the end of the reporting period, specify that classification is unaffected by expectations about whether an entity will exercise the right to defer settlement of a liability, explain that rights are in existence if covenants are complied with at the end of the reporting period, and introduce a definition of 'settlement' to make clear that settlement refers to the transfer of cash, equity instruments, other assets or services to the counterparty.

The amendments are applied retrospectively for annual periods beginning on or after 1 January 2023, with early application permitted.

The Group has assessed and there is no material impact to its consolidated financial statements.

### Amendments to SFRS(I) 9, SFRS(I) 1-39, SFRS(I) 7, SFRS(I) 4 and SFRS(I) 16 Interest Rate Benchmark Reform – Phase 2

The amendments address issues that might affect financial reporting after the reform of an interest rate benchmark, including its replacement with alternative benchmark rates. The changes relate to the modification of financial assets, financial liabilities and lease liabilities, specific hedge accounting requirements, and disclosure requirements applying SFRS(I) 7 to accompany the amendments regarding modifications and hedge accounting.

On modification of financial assets, financial liabilities and lease liabilities, a practical expedient is available to allow for modifications required by the IBOR reform as a direct consequence and made on an economically equivalent basis to be accounted for by updating the effective interest rate prospectively. All other modifications are accounted for using current SFRS(I) requirements. A similar practical expedient is provided for lessee accounting applying SFRS(I) 16. SFRS(I) 4 is also amended to require insurers that apply the temporary exemption from SFRS(I) 9 to apply the amendments in accounting for modifications directly required by the reform.

On hedge accounting, certain amendments are made to generally permit hedge accounting continuation solely because of the IBOR reform provided that the amended hedging relationships meet all the qualifying criteria to apply hedge accounting including effectiveness requirements. The amendments enable entities to amend the formal designation and documentation of a hedging relationship to reflect changes required by the IBOR reform without discontinuing the hedging relationship or designating a new hedging relationship. Permitted changes include designating an alternative benchmark rate (contractually or non-contractually specified) as a hedged risk, amending the description of the hedged item, including the description of the designated portion of the cash flows or fair value being hedged, or amending the description of the hedging instrument to refer to an alternative benchmark rate, and for those applying SFRS(I) 1-39, amending the description of how the entity shall assess hedge effectiveness.

Amendments to SFRS(I) 7 outline disclosure requirements to allow users to understand the nature and extent of risks arising from the IBOR reform to which the entity is exposed to and how the entity manages those risks as well as the entity's progress in transitioning from IBOR to alternative benchmark rates, and how the entity is managing this transition.

# Notes to the Financial Statements

For the financial year ended 30 September 2021

## 2(c) New and Revised SFRS(I) in Issue but not yet Effective (Cont'd)

### Amendments to SFRS(I) 9, SFRS(I) 1-39, SFRS(I) 7, SFRS(I) 4 and SFRS(I) 16 Interest Rate Benchmark Reform – Phase 2 (Cont'd)

The amendments are effective for annual periods beginning on or after 1 January 2021 with early application permitted. The amendments apply retrospectively but provide relief from restating comparative information. An entity may restate prior period figures if, and only if, it is possible to do so without the use of hindsight.

It is currently impracticable to disclose any further information on the known or reasonably estimable impact to the Group's and the Company's financial statements in the period of initial application.

### Amendments to SFRS(I) 3 Reference to the Conceptual Framework

The amendments update SFRS(I) 3 so that it refers to the 2018 Conceptual Framework instead of the 1989 Conceptual Framework. According to the amendments, for obligations within the scope of SFRS(I) 1-37, the acquirer shall apply SFRS(I) 1-37 to determine whether a present obligation exists at the acquisition date as a result of past events, and for a levy within the scope of SFRS(I) INT 21 Levies, the acquirer shall apply SFRS(I) INT 21 to determine whether the obligating event giving rise to a liability to pay the levy has occurred by the acquisition date. The amendments also add an explicit statement that an acquirer shall not recognise contingent assets acquired in a business combination.

The amendments are effective for business combinations for which the date of acquisition is on or after the beginning of the first annual period beginning on or after 1 January 2022. Early application is permitted if the entity also applies all other updated references (published together with the updated Conceptual Framework) at the same time or earlier.

There is no material impact expected to the Group's and the Company's financial statements on initial application.

### Amendments to SFRS(I) 1-16 Property, Plant and Equipment – Proceeds before Intended Use

The amendments prohibit deducting from the cost of an item of property, plant and equipment any proceeds from selling items produced before that asset is available for use, i.e. proceeds while bringing the asset to the location and condition necessary for it to be capable of operating in the manner intended by management. An entity shall recognise such sales proceeds and related costs in profit or loss and measure the cost of those items in accordance with SFRS(I) 1-2 Inventories.

The amendments also clarify the meaning of 'testing whether an asset is functioning properly' and specify this as assessing whether the technical and physical performance of the asset is such that it is capable of being used in the production or supply of goods or services, for rental to others, or for administrative purposes.

The amendments are effective for annual periods beginning on or after 1 January 2022, with early application permitted. The amendments are applied retrospectively, but only to items of property, plant and equipment that are brought to the location and condition necessary for them to be capable of operating in the manner intended by management on or after the beginning of the earliest period presented in the financial statements in which the entity first applies the amendments. The entity shall recognise the cumulative effect of initially applying the amendments as an adjustment to the opening balance of retained earnings (or other component of equity, as appropriate) at the beginning of that earliest period presented.

There is no material impact expected to the Group's and the Company's financial statements on initial application.

# Notes to the Financial Statements

For the financial year ended 30 September 2021

## 2(c) New and Revised SFRS(I) in Issue but not yet Effective (Cont'd)

### Amendments to SFRS(I) 1-37 Onerous Contracts – Cost of Fulfilling a Contract

The amendments specify that the 'cost of fulfilling' a contract comprises the 'costs that relate directly to the contract'. Costs that relate directly to a contract consist of both the incremental costs of fulfilling that contract (e.g. direct labour or materials) and an allocation of other costs that relate directly to fulfilling contracts (e.g. depreciation charge for an item of property, plant and equipment used in fulfilling the contract).

The amendments are effective for annual periods beginning on or after 1 January 2022, with early application permitted. The amendments apply to contracts for which the entity has not yet fulfilled all its obligations at the beginning of the annual reporting period in which the entity first applies the amendments. Comparatives are not restated. Instead, the entity shall recognise the cumulative effect of initially applying the amendments as an adjustment to the opening balance of retained earnings (or other component of equity, as appropriate) at the date of initial application.

There is no material impact expected to the Group's and the Company's financial statements on initial application.

## 2(d) Significant Accounting Estimates and Judgements

The preparation of the financial statements in conformity with SFRS(I) requires the use of judgements, estimates and assumptions that affect the reported amounts of assets and liabilities and disclosure of contingent assets and liabilities at the date of the financial statements and the reported amounts of revenues and expenses during the financial year. Although these estimates are based on management's best knowledge of current events and actions, actual results may differ from those estimates.

Estimates and underlying assumptions are reviewed on an ongoing basis. Revision to accounting estimates are recognised in the period in which the estimate is revised and in any future periods affected.

### **Critical accounting judgement used in applying accounting policies**

#### Significant influence over investees (Note 8)

Note 8 describes that SL Capital (1) Pte Ltd, SL Capital (3) Pte Ltd, and SL Capital (5) Pte Ltd are associates of the Group although the Group only owns 17% ownership interest in these investees. The Group has significant influences, being the power to participate in the financial and operating policies decisions of these investees, but not control or joint control based on board composition.

#### Sale of development properties (Note 3)

For the sale of development properties, the Group is required to assess each of its contracts with customers to determine whether performance obligations are satisfied over time or at a point in time in order to determine the appropriate method for recognising revenue. In making the assessment, the Group considered the terms of the contracts entered into with customers and the provisions of relevant laws and regulations applicable to the contracts. The assessment of whether the Group has an enforceable right to payment for performance completed to date involves judgement made in determining the enforceability of the right to payment under the legal environment of the jurisdictions where the contracts are subject to.

# Notes to the Financial Statements

For the financial year ended 30 September 2021

## 2(d) Significant Accounting Estimates and Judgements (Cont'd)

### **Critical accounting judgement used in applying accounting policies (Cont'd)**

#### Deferred taxation on investment properties

The Group has assessed that its investment properties are not held under the business model whose objective is to consume substantially all of the economic benefits embodied in the investment properties over time, but rather through sale. Based on the above assessment, the presumption that the carrying amounts of investment properties measured using the fair value model are recovered entirely through sale is not rebutted. As a result, the Group has recognised deferred taxes on changes in the fair value of investment properties located in Malaysia which are subject to real property gains tax, but has not recognised any deferred taxes on changes in fair value of investment properties located in Singapore as the Group is not subject to any income taxes on the disposal of the investment properties in Singapore.

#### Income tax

The assessment of the amount of current and deferred tax involves estimates and assumptions and may involve a series of judgements about future events. Judgement is applied based on the interpretation of country specific tax legislation and the likelihood of settlement. The Group recognises liabilities for expected tax issues based on estimates of whether additional taxes will be due. Where the final tax outcome of these matters is different from the amounts that were initially recognised, such differences will impact the income tax and deferred tax provisions in the period in which such determination is made.

#### Determination of functional currency

The Group measures foreign currency transactions in the respective functional currencies of the Company and its subsidiaries. In determining the functional currencies of the entities in the Group, judgement is required to determine the currency that mainly influences sales prices for goods and services and of the country whose competitive forces and regulations mainly determines the sales prices of its goods and services. The functional currencies of the entities in the Group are determined based on management's assessment of the economic environment in which the entities operate and the entities' process of determining sales prices.

#### Determination of operating segments (Note 34)

Management will first identify the Chief operating decision maker ("CODM"). Then it should identify their business activities (which may not necessarily earn revenue or incur expenses). Management will further determine whether discrete financial information is available for the business activities and whether that information is regularly reviewed by the CODM. Judgment is applied by management of the aggregation criteria to operating segments.

### **Critical accounting estimates and assumptions used in applying accounting policies**

#### Depreciation of property, plant and equipment and right-of-use assets (Notes 4 and 5)

Property, plant and equipment and right-of-use assets are depreciated on a straight-line basis over their estimated useful lives. Changes in the expected level of usage and technological developments could impact the economic useful lives and the residual values of these assets, therefore future depreciation charges could be revised. If depreciation on property, plant and equipment and right-of-use assets increases/decreases by 5% from management estimate, the Group's profit or loss for the year will decrease/increase by approximately \$10,867 (2020 - \$14,534).

# Notes to the Financial Statements

For the financial year ended 30 September 2021

## 2(d) Significant Accounting Estimates and Judgements (Cont'd)

### **Critical accounting estimates and assumptions used in applying accounting policies (Cont'd)**

#### Impairment of property, plant and equipment and right-of-use assets (Notes 4 and 5)

Property, plant and equipment and right-of-use assets are tested for impairment whenever there is any objective evidence or indication that they may be impaired.

The recoverable amounts of property, plant and equipment and right-of-use assets, where applicable, cash-generating-units, have been determined based on value-in-use calculations. These calculations require the use of estimates. Estimating the value-in-use requires the management to make an estimate of the expected future cash flows from the cash-generating-unit (or group of cash-generating-units) and also to use many estimates and assumptions such as future market growth, forecast revenue and costs, useful lives of utilisation of the assets, discount rates and other factors.

A decrease of 5% in the value-in-use of the Group's property, plant and equipment and right-of-use assets would have decreased the Group's profit or loss by \$123,908 (2020 - \$115,814).

#### Impairment of investment in associates (Note 8)

Investment in associates are tested for impairment whenever there is any objective evidence or indication that it may be impaired.

The recoverable amounts of investment in associates and, where applicable, cash-generating-units, have been determined based on value-in-use calculations. These calculations require the use of estimates. Estimating the value-in-use requires the management to make an estimate of the expected future cash flows from the cash-generating-unit (or group of cash-generating-units) and also to use many estimates and assumptions such as future market growth, forecast revenue and costs, useful lives of utilisation of the assets, discount rates and other factors.

A decrease in 5% in the value-in-use of the Group's investment in associates would have decreased the Group's profit or loss by \$365,587 (2020 - \$558,732).

#### Valuation of investment properties (Note 6)

The Group's investment properties and properties, plant and equipment transferred to investment properties are stated at estimated fair value based on the valuation performed by independent professional valuers using various valuation methods including the direct comparison method and capitalisation of income method. The estimated fair value may differ from the price at which the Group's assets could be sold at a particular time, since actual selling prices are negotiated between willing buyers and sellers.

Information about the valuation techniques and unobservable inputs used in determining the fair value of the investment properties and properties, plant and equipment transferred to investment properties is disclosed in Note 37.

The carrying amounts of the Group's investment properties at the reporting date are disclosed in Note 6. If changes in the estimated fair value of the investment properties decreases/increases by 5 % from management's estimates, the Group's profit or loss for the financial year will decrease/increase by \$4,540,200 (2020 - \$4,475,101).

# Notes to the Financial Statements

For the financial year ended 30 September 2021

## 2(d) Significant Accounting Estimates and Judgements (Cont'd)

### **Critical accounting estimates and assumptions used in applying accounting policies (Cont'd)**

#### Estimation of the fair value of financial assets, at FVOCI (Note 9)

Information about the valuation techniques and unobservable inputs used in determining the fair value of the financial assets, at FVOCI is disclosed in Note 37.

The carrying amount of the Group's financial assets, at FVOCI at the reporting date is disclosed in Note 9. A 5% difference in the changes to the estimated fair value of this asset from management's assessment would result in the Group's other comprehensive income for the financial year to decrease/increase by \$436,500 (2020 - \$438,450).

#### Allowance for expected credit loss ("ECL") of trade and other receivables and contract assets (Notes 12 and 13)

Impairment of trade and other receivables and contract assets are based on an assessment of the recoverability of trade and other receivables and contract assets which mainly comprise receivable from sale of property and amounts due from associates and amounts due from subsidiaries at the Company level. The impairment provisions for trade and other receivables and contract assets are based on assumptions about risk of default and expected loss rates. The Group uses judgement in making these assumptions and selecting the inputs to the impairment calculation. The Group assesses at the end of each reporting period whether there is any expected credit loss. To determine whether there is expected credit loss, the Group considers factors such as current credit standing, payment history, probability of insolvency or significant financial difficulties of the debtor and default or significant delay in payments.

Where there is expected credit loss, the amount and timing of future cash flows are estimated based on historical loss experience for assets with similar credit risk characteristics.

The Group's and the Company's carrying amounts of trade and other receivables and contract assets at the reporting date are disclosed in Notes 12 and 13.

The Group's and the Company's credit risk exposure for trade and other receivables and contract assets are set out in Note 35.

#### Carrying amount of development properties (Note 14)

Significant judgement is required in assessing the recoverability of the carrying value of development properties for sale. The Group pre-sells properties under development. Net realisable value in respect of development properties for sale is assessed with reference to pre-sale proceeds received less estimated costs to complete construction.

The Group's carrying amounts of development properties are disclosed in Note 14. A decrease of 5% in the value-in-use of the Group's development property would have decreased the Group's profit by \$10,288,719 (2020 - \$11,183,731).

#### Impairment in investment in subsidiaries (Note 7)

Determining whether investment in subsidiaries is impaired requires an estimation of the value-in-use of that investment. The value-in-use calculation requires the Company to estimate the future cash flows expected from the cash-generating units and an appropriate discount rate in order to calculate the present value of the future cash flows. Management has evaluated the recoverability of the investment based on such estimates. The carrying amounts of the Company's investment in subsidiaries at the reporting date are disclosed in Note 7. If the present value of the estimated future cash flows decreased by 5% from management's estimates, the Company's allowance for impairment will increase by \$488,588 (2020 - \$536,028).

# Notes to the Financial Statements

For the financial year ended 30 September 2021

## 2(e) Summary of Significant Accounting Policies

### Consolidation

#### (i) Basis of consolidation

The consolidated financial statements incorporate the financial statements of the Company and investees (including structured entities) controlled by the Company and its subsidiaries. Control is achieved when the Company or its subsidiary:

- has power over the investee;
- is exposed, or has rights, to variable returns from its involvement with the investee; and
- has the ability to use its power to affect its returns.

The Company or its subsidiary reassesses whether or not it controls an investee if facts and circumstances indicate that there are changes to one or more of the three elements of control listed above.

When the Company or its subsidiary has less than a majority of the voting rights of an investee, it has power over the investee when the voting rights are sufficient to give it the practical ability to direct the relevant activities of the investee unilaterally. The Company or its subsidiary considers all relevant facts and circumstances in assessing whether or not the Company's or its subsidiary's voting rights in an investee are sufficient to give it power, including:

- size of the Company's or its subsidiary's holding of voting rights relative to the size and dispersion of holdings of the other vote holders;
- potential voting rights held by the Company or its subsidiary, other vote holders or other parties;
- rights arising from other contractual arrangements; and
- any additional facts and circumstances which indicate that the Company or its subsidiary has, or does not have, the current ability to direct the relevant activities at the time that decisions need to be made, including voting patterns at previous shareholders' meetings.

Consolidation of a subsidiary begins when the Company or its subsidiary obtains control over the subsidiary or investee and ceases when the Company or its subsidiary loses control of the subsidiary or investee. Specifically, income and expenses of a subsidiary or an investee acquired or disposed during the year are included in the consolidated statement of profit or loss and other comprehensive income from the date the Company or its subsidiary gains control until the date when the Company or its subsidiary ceases to control the subsidiary or investee.

Profit or loss and each component of other comprehensive income are attributed to the owners of the Company and to the non-controlling interests. Total comprehensive income of subsidiaries and investees are attributed to the owners of the Company and to the non-controlling interests even if this results in the non-controlling interests having a deficit balance.

When necessary, adjustments are made to the financial statements of subsidiaries or investees to bring their accounting policies in line with the Group's accounting policies.



# Notes to the Financial Statements

For the financial year ended 30 September 2021

## 2(e) Summary of Significant Accounting Policies (Cont'd)

### Consolidation (Cont'd)

#### (ii) Changes in the Group's ownership interests in existing subsidiaries

Changes in the Group's ownership interests in subsidiaries that do not result in the Group losing control over the subsidiaries are accounted for as equity transactions. The carrying amounts of the Group's interests and the non-controlling interests are adjusted to reflect the changes in their relative interests in the subsidiaries. Any difference between the amount by which the non-controlling interests are adjusted and the fair value of the consideration paid or received is recognised directly in equity and attributed to the owners of the Company.

When the Group loses control of a subsidiary, a gain or loss is recognised in profit or loss and is calculated as the difference between (i) the aggregate of the fair value of the consideration received and the fair value of any retained interest and (ii) the previous carrying amount of the assets (including goodwill) and liabilities of the subsidiary, and any non-controlling interests. All amounts previously recognised in other comprehensive income in relation to that subsidiary are accounted for as if the Group had directly disposed of the related assets or liabilities of the subsidiary (i.e. reclassified to profit or loss or transferred to another category of equity as specified/permitted by applicable SFRS(I)). The fair value of any investment retained in the former subsidiary at the date when control is lost is regarded as the fair value on initial recognition for subsequent accounting under SFRS(I) 9, or when applicable, the cost on initial recognition of an investment in an associate.

In the Company's separate financial statements, investments in subsidiaries are carried at cost less any impairment in net recoverable value that has been recognised in profit or loss. On disposal of such investments, the difference between disposal proceeds and the carrying amounts of the investments are recognised in profit or loss.

### Business combinations

Acquisitions of subsidiaries and businesses are accounted for using the acquisition method. The consideration for each acquisition is measured at the aggregate of the acquisition date fair values of assets given, liabilities incurred by the Group to the former owners of the acquiree, and equity interests issued by the Group in exchange for control of the acquiree. Acquisition-related costs are recognised in profit or loss as incurred.

Where applicable, the consideration for the acquisition includes any asset or liability resulting from a contingent consideration arrangement, measured at its acquisition-date fair value. Subsequent changes in such fair values are adjusted against the cost of acquisition where they qualify as measurement period adjustments. The subsequent accounting for changes in the fair value of the contingent consideration that do not qualify as measurement period adjustments depends on how the contingent consideration is classified. Contingent consideration that is classified as equity is not remeasured at subsequent reporting dates and its subsequent settlement is accounted for within equity. Contingent consideration that is classified as an asset or a liability is remeasured at subsequent reporting dates at fair value, with changes in fair value recognised in profit or loss.

Where a business combination is achieved in stages, the Group's previously held interests in the acquired entity are remeasured to fair value at the acquisition date (i.e. the date on which the Group attains control) and the resulting gain or loss, if any, is recognised in profit or loss. Amounts arising from interests in the acquiree prior to the acquisition date that have previously been recognised in other comprehensive income are reclassified to profit or loss, where such treatment would be appropriate if that interest were disposed of.

# Notes to the Financial Statements

For the financial year ended 30 September 2021

## 2(e) Summary of Significant Accounting Policies (Cont'd)

### **Business combinations (Cont'd)**

The acquiree's identifiable assets, liabilities and contingent liabilities that meet the conditions for recognition are recognised at their fair value at the acquisition date, except that:

- deferred tax assets or liabilities and liabilities or assets related to employee benefit arrangements are recognised and measured in accordance with SFRS(I) 1-12 Income Taxes and SFRS(I) 1-19 Employee Benefits respectively;
- liabilities or equity instruments related to share-based payment transactions of the acquiree or the replacement of an acquiree's share-based payment awards transactions with share-based payment awards transactions of the acquirer in accordance with the method in SFRS(I) 2 Share-based Payment at the acquisition date; and
- disposal groups that are classified as held for sale in accordance with SFRS(I) 5 Non-current Assets Held for Sale and Discontinued Operations are measured in accordance with that standard.

Non-controlling interests that are present ownership interests and entitle their holders to a proportionate share of the entity's net assets in the event of liquidation may be initially measured either at fair value or at the non-controlling interests' proportionate share of the recognised amounts of the acquiree's identifiable net assets. The choice of measurement basis is made on a transaction-by-transaction basis.

If the initial accounting for a business combination is incomplete by the end of the reporting period in which the combination occurs, the Group reports provisional amounts for the items for which the accounting is incomplete. Those provisional amounts are adjusted during the measurement period, or additional assets or liabilities are recognised, to reflect new information obtained about facts and circumstances that existed as of the acquisition date that, if known, would have affected the amounts recognised as of that date.

The measurement period is the period from the date of acquisition to the date the Group obtains complete information about facts and circumstances that existed as of the acquisition date and is subject to a maximum of one year from acquisition date.

### **Investment in associates**

An associate is defined as a company, not being a subsidiary or jointly controlled entity, in which the Group has significant influence, but not control, over its financial and operating policies. Significant influence is presumed to exist when the Group holds between 20% and 50% of the voting power of another entity.

The Group accounts for its investments in associates using the equity method from the date on which it becomes an associate.

On acquisition of the investment, any excess of the cost of the investment over the Group's share of the net fair value of the investee's identifiable assets and liabilities is accounted as goodwill and is included in the carrying amount of the investment. Any excess of the Group's share of the net fair value of the investee's identifiable assets and liabilities over the cost of the investment is included as income in the determination of the entity's share of the associate's profit or loss in the period in which the investment is acquired.

# Notes to the Financial Statements

For the financial year ended 30 September 2021

## 2(e) Summary of Significant Accounting Policies (Cont'd)

### Investment in associates (Cont'd)

Under the equity method, the investment in associates are carried in the balance sheet at cost plus post-acquisition changes in the Group's share of net assets of the associates. The profit or loss reflects the share of results of operations of the associates. Distributions received from associates reduce the carrying amount of the investment. Where there has been a change recognised in other comprehensive income by the associates, the Group recognises its share of such changes in other comprehensive income. Unrealised gains and loss resulting from transaction between the Group and the associate are eliminated to the extent of the interest in the associates.

When the Group's share of losses in an associate equals or exceeds its interest in the associate, the Group does not recognise further losses, unless it has incurred obligations or made payments on behalf of the associate.

After application of the equity method, the Group determines whether it is necessary to recognise an additional impairment loss, on the Group's investment in associate. The Group determines at the end of each reporting period whether there is any objective evidence that the investment in the associate is impaired.

If this is the case, the Group calculates the amount of impairment as the difference between the recoverable amount of the associate and its carrying value and recognises the amount in profit or loss.

The financial statements of the associates are prepared as the same reporting date as the Company. Where necessary, adjustments are made to bring the accounting policies in line with those of the Group.

Upon loss of significant influence or joint control over the associate, the Group measures the retained interest at fair value. Any difference between the fair value of the aggregate of the retained interest and proceeds from disposal and the carrying amount of the investment at the date the equity method was discontinued is recognised in profit or loss.

The Group accounts for all amounts previously recognised in other comprehensive income in relation to that associate on the same basis as would have been required if that associate or joint venture had directly disposed of the related assets or liabilities.

When an investment in an associate becomes an investment in a joint venture, the Group continues to apply the equity method and does not remeasure the retained interest.

If the Group's ownership interest in an associate is reduced, but the Group continues to apply the equity method, the Group reclassifies to profit or loss the proportion of the gain or loss that had previously been recognised in other comprehensive income relating to that reduction in ownership interest if that gain or loss would be required to be reclassified to profit or loss on the disposal of the related assets or liabilities.

### Property, plant and equipment and depreciation

Property, plant and equipment are stated at cost less accumulated depreciation and accumulated impairment losses, if any. Depreciation is computed utilising the straight-line method to write off the depreciable amount of these assets over their estimated useful lives as follows:

Freehold building	50 years
Renovations	5 years
Plant and equipment	3 to 5 years
Motor vehicles	5 years

# Notes to the Financial Statements

For the financial year ended 30 September 2021

## 2(e) Summary of Significant Accounting Policies (Cont'd)

### **Property, plant and equipment and depreciation (Cont'd)**

No depreciation is charged on freehold land.

Depreciation of property under construction commences when the asset is ready for its intended use.

The cost of property, plant and equipment includes expenditure that is directly attributable to the acquisition of the items. Dismantlement, removal or restoration costs are included as part of the cost of property, plant and equipment if the obligation for dismantlement, removal or restoration is incurred as a consequence of acquiring or using the asset.

Subsequent expenditure relating to property, plant and equipment that have been recognised is added to the carrying amount of the asset when it is probable that future economic benefits, in excess of the standard of performance of the asset before the expenditure was made, will flow to the Group and the cost can be reliably measured. Other subsequent expenditure is recognised as an expense during the financial year in which it is incurred.

Depreciation is recognised from the date that the property, plant and equipment are installed and are ready to use, or in respect of informally constructed assets, from the date that the asset is completed and ready for use.

Depreciation methods, useful lives and residual values are reviewed, and adjusted as appropriate, at the end of each reporting period as a change in estimates.

On disposal of an item of property, plant and equipment, the difference between the disposal proceeds and its carrying amount is recognised in the profit or loss.

### **Investment properties**

Investment properties include those portions of office buildings that are held for long-term rental yields and/or for capital appreciation and land under operating leases that are held for long-term capital appreciation or for a currently indeterminate use, and where an insignificant portion is held for the Group's own occupation. Investment properties comprise completed investment properties and properties under construction or development for future use as investment properties.

Investment properties are initially recognised at cost, including transaction costs and subsequently measured at fair value, based on valuations performed by an independent professional valuer. Changes in fair values are recognised in profit or loss.

Investment properties are subject to renovations or improvements at regular intervals. The cost of major renovations and improvements is capitalised as an addition and the carrying amounts of the replaced components are written off to profit or loss. The cost of maintenance, repairs and minor improvements is charged to profit or loss when incurred.

Investment properties are derecognised when either they have been disposed of or when the investment property is permanently withdrawn from use and no future economic benefit is expected from its disposal. On disposal or retirement of an investment property, the difference between any disposal proceeds and the carrying amount is recognised in profit or loss.

# Notes to the Financial Statements

For the financial year ended 30 September 2021

## 2(e) Summary of Significant Accounting Policies (Cont'd)

### Investment properties (Cont'd)

#### Transfers

Transfers to or from investment properties are made when there is a change in use evidenced by:

- Commencement of owner's occupation, for a transfer from investment properties to property, plant and equipment;
- Commencement of development with a view to sell, for a transfer of investment properties to development properties; or
- End of owner occupation, for a transfer from property, plant and equipment to investment properties.

For transfer to investment property from development properties for sale, the deemed cost for subsequent accounting is the fair value at the date of change in use. For a transfer from owner occupied property to investment property, the property is measured at revalued amount and accounted for in accordance with the accounting policy for property, plant and equipment up to the date of change in use.

### Development properties for sale

Development properties for sale are properties acquired or being constructed for sale in the ordinary course of business, rather than to be held for the Group's own use, rental or capital appreciation.

Borrowing costs are capitalised until the development properties are substantially completed or ready for their intended use or sale. The capitalisation rate is determined by reference to the actual rate payable on borrowings for development property, weighted as applicable.

Development properties are initially stated at cost plus attributable profit less progress billings. Where costs incurred and recognised profits (less recognised losses) exceed progress billings, the balance is shown as an asset. Where progress billings exceed costs incurred plus recognised profits (less recognised losses), the balance is shown as a liability.

#### Unsold development properties

Development properties that are unsold are carried at the lower of cost and net realisable value. Net realisable value is the estimated selling price in the ordinary course of business less costs to complete development and selling expenses.

#### Sold development properties

Revenue and cost on development properties that have been sold are recognised using the percentage of completion method and the completion of contract method. The stage of completion is measured by reference to the development costs incurred to-date to the estimated total costs for the property. When it is probable that the total development costs will exceed the total revenue, the expected loss is recognised as an expense immediately.

# Notes to the Financial Statements

For the financial year ended 30 September 2021

## 2(e) Summary of Significant Accounting Policies (Cont'd)

### Financial instruments

A financial instrument is any contract that gives rise to a financial asset of one entity and a financial liability or equity instrument of another entity.

#### (a) Financial assets

##### Initial recognition and measurement

Financial assets are recognised when, only when the entity becomes party to the contractual provisions of the instruments.

The classification of financial assets, at initial recognition depends on the financial asset's contractual cash flow characteristics and the Group's business model for managing them. With the exception of financial assets that do not contain a significant financing component or for which the Group has applied the practical expedient, the Group initially measures a financial asset at its fair value plus, in the case of financial asset not at fair value through profit or loss, transaction costs. Financial assets are measured at the amount of consideration to which the Group expects to be entitled in exchange for transferring promised goods or services to a customer, excluding amounts collected on behalf of third party if the financial assets do not contain a significant financing component at initial recognition.

In order for a financial asset to be classified and measured at amortised cost or fair value through OCI, it needs to give rise to cash flows that are "solely payments of principal and interest" (SPPI) on the principal amount outstanding. This assessment is referred to as the SPPI test and is performed at an instrument level.

The Group's business model for managing financial assets refers to how it manages its financial assets in order to generate cash flows. The business model determines whether cash flows will result from collecting contractual cash flows, selling the financial assets, or both.

Purchase or sales of financial assets that required delivery of assets within a time frame established by regulation or convention in the market place (regular way trades) are recognised on the trade date, i.e. the date that the Group commits to purchase or sell the asset.

##### Subsequent measurement

For purposes of subsequent measurement, financial assets are classified in four categories:

- Financial assets at amortised cost (debt instruments)
- Financial assets at fair value through OCI with recycling of cumulative gains and losses (debt instruments)
- Financial assets designated at fair value through OCI with no recycling of cumulative gains and losses upon derecognition (equity instruments)
- Financial assets at fair value through profit or loss

# Notes to the Financial Statements

For the financial year ended 30 September 2021

## 2(e) Summary of Significant Accounting Policies (Cont'd)

### Financial instruments (Cont'd)

#### (a) Financial assets (Cont'd)

##### Financial assets at amortised cost (debt instruments)

Subsequent measurement of debt instruments depends on the Group's business model with the objective to hold financial assets in order to collect contractual cash flows and the contractual cash terms of the financial asset give rise on specified dates to cash flows that are solely payments of principal and interest on the principal amount outstanding on the asset.

Financial assets that are held for the collection of contractual cash flows where those cash flows represent solely payments of principal and interest are measured at amortised cost. Financial assets are measured at amortised cost using the effective interest method, less impairment. Gains and losses are recognised in profit or loss when the assets are derecognised or impaired, and through amortisation process.

The Group's financial assets at amortised cost include contract assets and trade and other receivables, excluding prepayments.

##### Fair value through other comprehensive income (debt instruments)

Financial assets that are held for collection of contractual of cash flows and for selling the financial assets, where the assets' cash flows represent solely payments of principal and interest, are measured at FVOCI. Financial assets measured at FVOCI are subsequently measured at fair value. Any gains or losses from changes in fair value of the financial assets are recognised in other comprehensive income, except for impairment losses, foreign exchange gains and losses and interest calculated using the effective interest method are recognised in profit or loss and computed in the same manner as for financial assets measured at amortised cost. The cumulative gain or loss previously recognised in other comprehensive income is reclassified from equity to profit or loss as a reclassification adjustment when the financial asset is de-recognised.

The Group and the Company do not have any investments in fair value through other comprehensive income (debt instruments).

##### Financial assets designated at fair value through OCI (equity instruments)

The Group subsequently measures all equity instruments at fair value. On initial recognition of an equity instruments that is not held for trading, the Group may irrevocably elect to present subsequent changes in fair value in OCI. The classification is determined on an instrument-by-instrument basis. Dividends from such investments are to be recognised in profit or loss when the Group's right to receive payments is established.

Changes in fair value of financial assets at fair value through profit or loss are recognised in profit or loss. Changes in fair value of financial assets at FVOCI are recognised in OCI are never recycled to profit or loss. Dividends are recognised as other income in the statement of profit and loss when the right of payment has been established, except when the Group benefits from such proceeds as a recovery of part of the cost of the financial asset, in which case, such gains are recorded in OCI. Equity instruments designated at fair value through OCI are not subject to impairment assessment.

The Group elected to classify irrevocably its equity investments under this category.

# Notes to the Financial Statements

For the financial year ended 30 September 2021

## 2(e) Summary of Significant Accounting Policies (Cont'd)

### Financial instruments (Cont'd)

#### (a) Financial assets (Cont'd)

##### Financial assets at fair value through profit and loss

Assets that do not meet the criteria for amortised cost or FVOCI are measured at fair value through profit or loss. Financial assets at fair value through profit or loss include financial assets held for trading, financial assets designated upon initial recognition at fair value through profit or loss, or financial assets mandatorily required to be measured at fair value. Financial assets are classified as held for trading if they are acquired for the purpose of selling or repurchasing in the near term. Derivatives, including separated embedded derivatives, are also classified as held for trading unless they are designated as effective hedging instruments. Financial assets with cash flows that are not solely payments of principal and interest are classified and measured at fair value through profit or loss, irrespective of the business model. Notwithstanding the criteria for debt instruments to be classified at amortised cost or at FVOCI, as described above, debt instruments may be designated at fair value through profit or loss on initial recognition if doing so eliminates, or significantly reduces, an accounting mismatch. A gain or loss on a debt instruments that is subsequently measured at fair value through profit or loss and is not part of a hedging relationship is recognised in profit or loss statement in the period in which it arises. Interest income from these financial assets is included in the finance income.

Financial assets at fair value through profit or loss are carried in the statement of financial position at fair value with net changes in fair value recognised in the statement of profit or loss.

This category includes listed equity investment which the Group had not irrevocably elected to classify at FVOCI. Dividends on listed equity instruments are also recognised as other income in the statement of comprehensive income when the right of payment has been established.

##### Derecognition

A financial asset (or, where applicable, part of a financial asset or part of a group of similar financial assets) is primarily derecognised (i.e. removed from the Group's consolidated statement of financial position) when:

- The rights to receive cash flows from the asset have expired; or
- The Group has transferred its rights to receive cash flows from the asset or has assumed an obligation to pay the received cash flows in full without material delay to a third party under a "pass-through" arrangement; and either (a) the Group has transferred substantially all the risks and rewards of the asset, or (b) the Group has neither transferred nor retained substantially all the risks and rewards of the asset, but has transferred control of the asset.

When the Group has transferred its rights to receive cash flows from an asset or has entered into a pass-through arrangement, it evaluates if, and to what extent, it has retained the risks and rewards of ownership. When it has neither transferred nor retained substantially all of the risks and rewards of the asset, nor transferred control of the asset, the Group continues to recognise the transferred asset to the extent of its continuing involvement. In that case, the Group also recognises an associated liability. The transferred asset and the associated liability are measured on a basis that reflects the rights and obligations that the Group has retained.

Continuing involvement that takes form of a guarantee over the transferred asset is measured at the lower of the original carrying amount of the asset and the maximum amount of consideration that the Group could be required to repay.



# Notes to the Financial Statements

For the financial year ended 30 September 2021

## 2(e) Summary of Significant Accounting Policies (Cont'd)

### Financial instruments (Cont'd)

#### (a) Financial assets (Cont'd)

##### Impairment of financial assets

The Group assesses on a forward-looking basis the expected credit losses (ECL) associated with its debt instrument assets carried at amortised cost. ECL are based on the difference between the contractual cash flows due in accordance with the contract and all the cash flows that the Group expects to receive, discounted at an approximation of the original effective interest rate. The expected cash flows will include cash flows from the sale of collateral held or other credit enhancements that are integral to the contractual terms.

ECLs are recognised in two stages. For credit exposures for which there has not been a significant increase in credit risk since initial recognition, ECLs are provided for credit losses that result from default events that are possible within the next 12 months (a 12-months ECL). For those credit exposures for which there has been a significant increase in credit risk since initial recognition, a loss allowance is required for credit losses expected over the remaining life of the exposure, irrespective of the timing of the default (a lifetime ECL).

For trade and other receivables and contract assets, the Group measures the loss allowance at an amount equal to the lifetime expected credit losses as at the reporting date, the credit risk has not increased significantly since initial recognition. Therefore, the Group does not track changes in credit risk, but instead recognises a loss allowance based on lifetime ECLs at each reporting date. The Group has established a provision matrix that is based on its historical credit loss experience, adjusted for forward-looking factors specific to the debtors and the economic environment. The internal credit ratings have been mapped to external credit ratings determined by credit rating agencies such as Moody's and Fitch, so as to determine the appropriate expected credit loss rates.

The Group considers a financial asset in default when contractual payments are past due. However, in certain cases, the Group may also consider a financial asset to be in default when internal or external information indicates that the Group is unlikely to receive the outstanding contractual amounts in full before taking into account any credit enhancements held by the Group. A financial asset is written off when there is no reasonable expectation of recovering the contractual cash flows.

##### Credit-impaired financial assets

A financial asset is credit-impaired when one or more events that have a detrimental impact on the estimated future cash flows of that financial asset have occurred. Evidence that a financial asset is credit-impaired includes observable data about the following events:

- significant financial difficulty of the issuer or the borrower;
- a breach of contract, such as a default or past due event;
- the lender of the borrower, for economic or contractual reasons relating to the borrower's financial difficulty, having granted to the borrower a concession that the lender would not otherwise consider;
- it is becoming probable that the borrower will enter bankruptcy or other financial reorganisation; or
- the disappearance of an active market for that financial asset because of financial difficulties.

# Notes to the Financial Statements

For the financial year ended 30 September 2021

## 2(e) Summary of Significant Accounting Policies (Cont'd)

### Financial instruments (Cont'd)

#### (a) Financial assets (Cont'd)

##### Impairment of financial assets (Cont'd)

###### Write-off policy

The Group writes off a financial asset when there is information indicating that the counterparty is in severe financial difficulty and there is no realistic prospect of recovery (e.g. when the counterparty has been placed under liquidation or has entered into bankruptcy proceedings). Financial assets written off may still be subject to enforcement activities under the Group's recovery procedures, taking into account legal advice where appropriate. Any recoveries made are recognised in profit or loss.

#### (b) Financial liabilities

##### Initial recognition and measurement

Financial liabilities are recognised initially at fair value less directly attributable transaction costs. The financial liabilities comprise borrowings, lease liabilities, obligations under finance lease and trade and other payables, excluding contract liabilities.

##### Subsequent measurement

The measurement of financial liabilities depends on their classification, as described below:

##### Financial liabilities at fair value through profit or loss

Financial liabilities at fair value through profit or loss include financial liabilities held for trading and financial liabilities designated upon initial recognition as at fair value through profit or loss.

Financial liabilities are classified as held for trading if they are incurred for the purpose of repurchasing in the near term. This category also includes derivative financial instruments entered into by the Group that are not designated as hedging instruments in hedge relationships as defined by SFRS(I) 9. Separate embedded derivatives are also classified as held for trading unless they are designated as effective hedging instruments. Gains or losses on liabilities held for trading are recognised in profit or loss when changes arise.

Financial liabilities designated upon initial recognition at fair value through profit or loss are designated at the initial date of recognition, and only if the criteria in SFRS (I) 9 are satisfied.

The Group and the Company do not have financial liabilities at fair value through profit or loss.

# Notes to the Financial Statements

For the financial year ended 30 September 2021

## 2(e) Summary of Significant Accounting Policies (Cont'd)

### (b) Financial liabilities (Cont'd)

#### **Financial liabilities that are not carried at fair value through profit or loss**

After initial recognition, financial liabilities that are not carried at fair value through profit or loss are subsequently measured at amortised cost using the effective interest method. Gains and losses are recognised in profit or loss when the liabilities are derecognised, and through the amortisation process.

Borrowings which are due to be settled within 12 months after the end of the reporting period are included in current borrowings in the statement of financial position even though the original terms were for a period longer than twelve months and an agreement to refinance, or to reschedule payments, on a long-term basis is completed after the end of the reporting period. Borrowings to be settled within the Group's operating cycle are classified as current. Other borrowings due to be settled more than twelve months after the end of the reporting period are included in non-current borrowings in the statement of financial position.

#### **Derecognition**

A financial liability is derecognised when the obligation under the liability is discharged or cancelled or expires. When an existing financial liability is replaced by another from the same lender on substantially different terms, or the terms of an existing liability are substantially modified, such an exchange or modification is treated as a derecognition of the original liability and the recognition of a new liability, and the difference in the respective carrying amounts is recognised in profit or loss.

### **Inventories**

Inventories are stated at the lower of cost and net realisable value. Costs incurred in bringing the inventories to their present location and condition are accounted for at purchased costs on a first in first out basis. Where necessary, allowance is provided for damaged, obsolete and slow-moving items to adjust the carrying value of the inventories to the lower of cost and net realisable value.

Provision is made for obsolete, slow-moving and defective inventories in arriving at the net realisable value.

Net realisable value is the estimated selling price in the ordinary course of business less the estimated costs necessary to make the sale.

### **Cash and cash equivalents**

Cash and cash equivalents comprise cash on hand and bank deposits with financial institutions which are subject to an insignificant risk of changes in value.

### **Share capital and treasury shares**

Ordinary shares are classified as equity. Incremental costs directly attributable to the issuance of new ordinary shares are deducted against the share capital account.

When any entity within the Group purchases the Company's ordinary shares ("treasury shares"), the carrying amount which includes the consideration paid including any directly attributable incremental cost is presented as a component within equity attributable to the Company's equity holders, until they are cancelled, sold or reissued.

# Notes to the Financial Statements

For the financial year ended 30 September 2021

## 2(e) Summary of Significant Accounting Policies (Cont'd)

### **Share capital and treasury shares (Cont'd)**

When treasury shares are subsequently cancelled, the cost of treasury shares are deducted against the share capital account if the shares are purchased out of capital of the Company, or against the retained earnings of the Company if the shares are purchased out of earnings of the Company.

When treasury shares are subsequently sold or reissued, the cost of treasury shares is reversed from the treasury share account and the realised gain or loss on sales or reissue, net of any directly attributable incremental transaction costs and related income tax, is recognised in the capital reserve of the Company.

### **Dividends**

Final dividends proposed by the directors are not accounted for in shareholders' equity as an appropriation of retained profit, until they have been approved by the shareholders in a general meeting. When these dividends have been approved by the shareholders and declared, they are recognised as a liability.

Interim dividends are simultaneously proposed and declared, because of the articles of association of the Company grant the directors the authority to declare interim dividends. Consequently, interim dividends are recognised directly as liability when they are proposed and declared.

### **Financial guarantees**

The Company has provided guarantees to banks in respect of loan facilities granted to subsidiaries. These guarantees are financial guarantees as they require the Company to reimburse the banks if the subsidiaries fail to make principal or interest payments when due in accordance with the terms of the borrowings.

Financial guarantee contracts are initially recognised at their fair values plus transaction costs. Subsequent to initial recognition, financial guarantees are recognised as income in profit or loss over the period of the guarantee. If it is probable that the liability will be higher than the amount initially recognised less amortisation, the liability is recorded at the higher amount with the difference charged to profit or loss.

### **Income taxes**

Income tax expense represents the sum of the income tax currently payable and deferred income tax. Income tax for current and prior periods is recognised at the amount expected to be paid to or recovered from the tax authorities, using the tax rates and tax laws that have been enacted or substantially enacted by the reporting date.

Deferred income tax is provided in full, using the liability method, on temporary differences at the balance sheet date between the tax bases of assets and liabilities and their carrying amounts in the financial statements.

# Notes to the Financial Statements

For the financial year ended 30 September 2021

## 2(e) Summary of Significant Accounting Policies (Cont'd)

### Income taxes (Cont'd)

Deferred tax assets and liabilities are recognised for all temporary differences, except:

- Where the deferred tax arises from the initial recognition of an asset or liability in a transaction that is not a business combination and, at the time of the transaction affects neither the accounting profit nor taxable profit or loss;
- In respect of temporary differences associated with investments in subsidiaries, where the timing of the reversal of the temporary differences can be controlled by the Group and it is probable that the temporary differences will not reverse in the foreseeable future; and
- In respect of deductible temporary differences and carry-forward of unutilised tax losses, if it is not probable that taxable profits will be available against which those deductible temporary differences and carry-forward of unutilised tax losses can be utilised.

The carrying amount of deferred tax assets is reviewed at each reporting date and reduced to the extent that it is no longer probable that sufficient taxable profit will be available to allow all or part of the deferred tax asset to be utilised. Unrecognised deferred tax assets are reassessed at each reporting date and are recognised to the extent that it has become probable that future taxable profit will allow the deferred tax asset to be utilised.

Deferred tax assets and liabilities are measured at the tax rates that are expected to apply to the year when the asset is realised or the liability is settled, based on tax rates and tax laws that have been enacted or substantively enacted at the reporting date.

The Group has assessed that its investment properties are not held under the business model whose objective is to consume substantially all of the economic benefits embodied in the investment properties over time, but rather through sale. Based on the above assessment, the presumption that the carrying amounts of investment properties measured using the fair value model are recovered entirely through sale is not rebutted. As a result, the Group has recognised deferred taxes on changes in the fair value of investment properties located in Malaysia which are subject to real property gains tax, but has not recognised any deferred taxes on changes in fair value of investment properties located in Singapore as the Group is not subject to any income taxes on the disposal of the investment properties in Singapore.

Tax benefits acquired as part of a business combination, but not satisfying the criteria for separate recognition at the date, would be recognised subsequently if new information about facts and circumstances changed. The adjustment would either be treated as a reduction to goodwill (as long as it does not exceed goodwill) if it incurred during the measurement period or in profit or loss.

Current and deferred tax are recognised as an expense or income in profit or loss, except when they relate to items that are recognised outside profit or loss (whether in other comprehensive income or directly in equity), in which case the tax is also recognised outside profit or loss, or where they arise from the initial accounting for a business combination. In the case of a business combination, the tax effect is taken into account in the accounting for the business combination.

# Notes to the Financial Statements

For the financial year ended 30 September 2021

## 2(e) Summary of Significant Accounting Policies (Cont'd)

### **Employee benefits**

#### Short-term employee benefits

Short-term employee benefit obligations are measured on an undiscounted basis and are expensed as the related service is provided. A liability is recognised for the amount expected to be paid under short-term cash bonus if the Group has a present legal or constructive obligation to pay this amount as a result of past service provided by the employee, and the obligation can be estimated reliably.

#### Pension obligations

The Company and the Group participate in the defined contribution national pension schemes as provided by the laws of the countries in which it has operations. In particular, the Singapore incorporated companies in the Group contribute to the Central Provident Fund, a defined contribution plan regulated and managed by the Government of Singapore, which applies to the majority of the employees. The contributions to national pension schemes are charged to the profit or loss in the period to which the contributions relate.

### **Government grants**

Government grants are recognized initially as deferred income at fair value when there is reasonable assurance that they will be received and the Group will comply with the conditions associated with the grant.

Grants that compensate the Group for expenses incurred are recognized in profit or loss as other income on a systematic basis in the same periods in which the expenses are recognized. Where the grant relates to an asset, the fair value is credited to a deferred income account and is released to profit or loss over the expected useful life of the asset.

### **Key management personnel**

Key management are those persons having the authority and responsibility for planning, directing and controlling the activities of the Group. Directors and certain executive officers are considered key management personnel.

### **Related parties**

A related party is defined as follows:

- (a) A person or a close member of that person's family is related to the Group and the Company if that person:
  - (i) has control or joint control over the Company;
  - (ii) has significant influence over the Company; or
  - (iii) is a member of the key management personnel of the Group or the Company or of a parent of the Company.

# Notes to the Financial Statements

For the financial year ended 30 September 2021

## 2(e) Summary of Significant Accounting Policies (Cont'd)

### Related parties (Cont'd)

- (b) An entity is related to the Group and the Company if any of the following conditions applies:
- (i) the entity and the Company are members of the same group (which means that each parent, subsidiary and fellow subsidiary is related to the others);
  - (ii) one entity is an associate or joint venture of the other entity (or an associate or joint venture of a member of a group of which the other entity is a member);
  - (iii) both entities are joint ventures of the same third party;
  - (iv) one entity is a joint venture of a third entity and the other entity is an associate of the third entity;
  - (v) the entity is a post-employment benefit plan for the benefit of employees of either the Company or an entity related to the Company. If the Company is itself such a plan, the sponsoring employers are also related to the Company;
  - (vi) the entity is controlled or jointly controlled by a person identified in (a);
  - (vii) a person identified in (a)(i) has significant influence over the entity or is a member of the key management personnel of the entity (or of a parent of the entity); or
  - (viii) the entity, or any member of a group of which it is a part, provides key management personnel services to the reporting entity or to the parent of the reporting entity.

### Impairment of non-financial assets

The carrying amounts of the Company's and Group's non-financial assets subject to impairment are reviewed at the end of each reporting period to determine whether there is any indication of impairment. If any such indication exists, the asset's recoverable amount is estimated.

If it is not possible to estimate the recoverable amount of the individual asset, then the recoverable amount of the cash-generating unit to which the assets belong will be identified.

For the purposes of assessing impairment, assets are grouped at the lowest levels for which there are separately identifiable cash flows (cash-generating units). As a result, some assets are tested individually for impairment and some are tested at cash-generating unit level. Goodwill is allocated to those cash-generating units that are expected to benefit from synergies of the related business combination and represent the lowest level within the company at which management controls the related cash flows.

Individual assets or cash-generating units that include goodwill and other intangible assets with an indefinite useful life or whose not yet available for use are tested for impairment at least annually. All other individual assets or cash-generating units are tested for impairment whenever events or changes in circumstances indicate that the carrying amount may not be recoverable.

An impairment loss is recognised for the amount by which the asset's or cash-generating unit's carrying amount exceeds its recoverable amount. The recoverable amount is the higher of fair value, reflecting market conditions less costs to sell and value-in-use, based on an internal discounted cash flow evaluation.

# Notes to the Financial Statements

For the financial year ended 30 September 2021

## 2(e) Summary of Significant Accounting Policies (Cont'd)

### **Impairment of non-financial assets (Cont'd)**

Impairment losses recognised for cash-generating units, to which goodwill has been allocated, are credited initially to the carrying amount of goodwill.

Any remaining impairment loss is charged pro rata to the other assets in the cash-generating unit. With the exception of goodwill, all assets are subsequently reassessed for indications that an impairment loss previously recognised may no longer exist.

Any impairment loss is charged to the profit or loss unless it reverses a previous revaluation in which case it is charged to equity.

With the exception of goodwill,

- An impairment loss is reversed if there has been a change in the estimates used to determine the recoverable amount or when there is an indication that the impairment loss recognised for the asset no longer exists or decrease.
- An impairment loss is reversed only to the extent that the asset's carrying amount does not exceed the carrying amount that would have been determined if no impairment loss had been recognised.
- A reversal of an impairment loss on a revalued asset is credited directly to equity under the heading revaluation surplus. However, to the extent that an impairment loss on the same revalued asset was previously recognised as an expense in the profit or loss, a reversal of that impairment loss is recognised as income in the profit or loss.

An impairment loss in respect of goodwill is not reversed, even if it relates to impairment loss recognised in an interim period that would have been reduced or avoided had the impairment assessment been made at a subsequent reporting or end of the reporting period.

A reversal of an impairment loss is recognised as income in profit or loss.

### **Revenue recognition**

#### Sale of development properties

Revenue from sale of development properties is recognised when or as the control of the asset is transferred to the customer. Depending on the terms of the contract and the laws that apply to the contract, control of the asset may transfer at a point in time or over time.

For development properties where the Group does not have an enforceable right to payment for performance completed to date, revenue is recognised when the customer obtains control of the asset, such as when the property is accepted by the customer, or deemed as accepted according to the contract, or when title has passed to the customer.

For development properties where the Group is restricted contractually from directing the properties for another use as they are being developed and has an enforceable right to payment for performance completed to date, revenue is recognised over time, based on the Group's efforts or inputs to the satisfaction of the performance obligation, by reference to the stage of completion of the properties. The percentage of completion is measured by reference to the physical surveys of construction work completed. Costs incurred that are not related to the contract or that do not contribute towards satisfying a performance obligation are excluded from the measure of progress and instead are expensed as incurred.



# Notes to the Financial Statements

For the financial year ended 30 September 2021

## 2(e) Summary of Significant Accounting Policies (Cont'd)

### Revenue recognition (Cont'd)

#### Sale of development properties (Cont'd)

Progress billings to the customers are based on a payment schedule in the contract and are typically triggered upon achievement of specified construction milestones. A contract asset is recognised when the Group has performed under the contract but has not yet billed the customer. Conversely, a contract liability is recognised when the Group has not yet performed under the contract but has received advanced payments from the customer. Contract assets are transferred to receivables when the rights to consideration become unconditional. Contract liabilities are recognised as revenue as the Group performs under the contract.

The Group will capitalise the costs as contract costs assets only if the costs relate directly to the contract, generate or enhance resources used in satisfying the contract and are expected to be recovered. Other contract costs are expensed as incurred.

Capitalised contract costs are subsequently amortised on a systematic basis as the Group recognises the related revenue. An impairment loss is recognised in profit or loss to the extent that the carrying amount of the capitalised contract costs exceeds the remaining amount of consideration that the Group expects to receive in exchange for the goods or services to which the contract costs relates less the costs that relate directly to providing the goods and that have not been recognised as expenses.

The period between the transfer of the promised goods and payment by the customer may exceed one year. For such contracts, the Group adjusts the promised amount of consideration for the effect of a financing component, if significant.

Estimates of revenues, costs or extent of progress toward completion are revised if circumstances change. Any resulting increases or decreases in estimated revenues or costs are reflected in the profit or loss in the period in which the circumstances that give rise to the revision become known by management.

#### Construction revenue

The Group principally operates fixed price contracts. Contract revenue and contract costs are recognised over time by measuring the progress towards complete satisfaction of performance obligations. The Group has determined that the cost-based input method reflects the over-time transfer of control to customers.

When the outcome of the construction contract can be estimated reliably, contract revenue and costs are recognised in profit or loss in proportion to the stage of completion of the contract.

When the outcome of the construction contract cannot be estimated reliably, contract revenue is recognised to the extent of contract costs incurred that are likely to be recoverable. When it is probable that total contract costs will exceed total contract revenue, the expected loss is recognised as an expense immediately.

Contract revenue includes the initial amount agreed in the contract plus any variations in contract work and claims, to the extent that it is probable that those additions will result in revenue and can be measured reliably. The stage of completion of the contract is measured by reference to the surveys of work performed.

# Notes to the Financial Statements

For the financial year ended 30 September 2021

## 2(e) Summary of Significant Accounting Policies (Cont'd)

### Revenue recognition (Cont'd)

#### Interest income

Interest income, including income arising from finance leases and other financial instruments, is recognised on an accrual basis based on the effective interest method.

#### Rental income

Rental income from operating leases (net of any incentives given to the lessees) is recognised on a straight-line basis over the lease term.

#### Dividend income

Dividend income is recognised when the right to receive payment is established.

### Borrowings costs

Borrowing costs incurred to finance the development of properties and property, plant and equipment are capitalised for the period of time that is required to complete and prepare the asset for its intended use. The amount of borrowing cost capitalised on that asset is the actual borrowing costs incurred during the period less any investment income on the temporary investment of those borrowings. Other borrowing costs are recognised on a time-proportion basis in profit or loss using the effective interest method.

### Functional currency

Items included in the financial statements of each entity in the Group are measured using the currency of the primary economic environment in which the entity operates ("functional currency"). The financial statements of the Group and the Company are presented in SGD, which is also the functional currency of the Company.

### Foreign currency

#### Foreign currency transactions and balances

Transactions in a currency other than the functional currency ("foreign currency") are translated into the functional currency using the exchange rates at the dates of the transactions. Currency translation differences resulting from the settlement of such transactions and from the translation of monetary assets and liabilities denominated in foreign currencies at the closing rates at the reporting date are recognised in profit or loss.

Non-monetary items measured at fair values in foreign currencies are translated using the exchange rates at the date when the fair values are determined. Non-monetary items that are measured in terms of historical cost in a foreign currency are translated using the exchange rates at the date of the transactions.

# Notes to the Financial Statements

For the financial year ended 30 September 2021

## 2(e) Summary of Significant Accounting Policies (Cont'd)

### Foreign currency (Cont'd)

#### Foreign operations

The assets and liabilities of foreign operations are translated to Singapore Dollar at exchange rates at the end of the reporting period. The income and expenses of foreign operations are translated to Singapore Dollar at average exchange rates.

Foreign currency differences are recognised in other comprehensive income and presented in the foreign currency translation reserve in equity. When a foreign operation is disposed of such that control, significant influence or joint control is lost, the cumulative amount in the translation reserve related to that foreign operation is reclassified to profit or loss as part of the gain or loss on disposal. When the Group disposes of only part of its interest in a subsidiary that includes a foreign operation while retaining control, the relevant proportion of the cumulative amount is reattributed to non-controlling interests.

#### Group entities

The results and financial position of all the Group entities (none of which has the currency of a hyperinflationary economy) that have a functional currency different from the presentation currency are translated into the presentation currency as follows:

- (i) Assets and liabilities are translated at the closing exchange rates at the end of the reporting period;
- (ii) Income and expenses for each statement presenting profit and loss and other comprehensive income (i.e. including comparatives) shall be translated at exchange rates at the dates of the transactions; and
- (iii) All resulting exchange differences are recognised in other comprehensive income and accumulated in the foreign currency translation reserve.

On the disposal of a foreign operation (i.e. a disposal of the Group's entire interest in a foreign operation or a disposal involving loss of control over a subsidiary that includes a foreign operation), all of the accumulated exchange differences in respect of that foreign operation attributable to the Group are reclassified to profit or loss. Any exchange differences that have previously been attributed to non-controlling interests are derecognised, but they are not reclassified to profit or loss.

### Earnings per share

The Group presents basic and diluted earnings per share data for its ordinary shares. Basic earnings per share is calculated by dividing the profit or loss attributable to ordinary shareholders of the Company by the weighted-average number of ordinary shares outstanding during the year, adjusted for own shares held.

Diluted earnings per share is determined by adjusting the profit or loss attributable to ordinary shareholders and the weighted-average number of ordinary shares outstanding, adjusted for own shares held, for the effects of all dilutive potential ordinary shares.

# Notes to the Financial Statements

For the financial year ended 30 September 2021

## 2(e) Summary of Significant Accounting Policies (Cont'd)

### Segment reporting

A business segment is a distinguishable component of the Group engaged in providing products or services that are subject to risks and returns that are different from those of other business segments. A geographical segment is a distinguishable component of the Group engaged in providing products or services within a particular economic environment that is subject to risks and returns that are different from those of segments operating in other economic environments.

Operating segments are reported in a manner consistent with the internal reporting provided to the executive committee whose members are responsible for allocating resources and assessing performance of the operating segments.

### Contract balances

#### Contract assets

A contract asset is the right to consideration in exchange for goods or services transferred to the customer. If the Group performs by transferring goods or services to a customer before the customer pays consideration or before payment is due, a contract asset is recognised for the earned consideration that is conditional.

#### Contract liabilities

A contract liability is the obligation to transfer goods or services to a customer for which the Group has received consideration (or an amount of consideration is due) from customer. If customer pays consideration before the Group transfers good or services to the customer, a contract liability is recognised when the payment is made or the payment is due (whichever is earlier). Contract liabilities are recognised as revenue when the Group performs under the contract.

#### Trade receivables

A receivable represents the Group right to an amount of consideration that is unconditional i.e. only the passage of time is required before a payment of the consideration is due. Refer to accounting policies of financial assets in section Financial instruments – initial recognition and subsequent measurement.

#### Contract costs

The Group pays sales commission to its intermediaries for each contract that they obtain for sale of development properties. The Group has elected the apply the optional practical expedient for costs to obtain a contract which allows the Group to immediately expense sale commission because the amortisation period of the assets that the Group otherwise would have used its one year or less.

### Leases

#### (i) The Group as lessee

The Group assesses whether a contract is or contains a lease at inception of the contract. The Group recognises a right-of-use asset and a corresponding lease liability with respect to all lease arrangements in which it is the lessee, except for short-term leases (defined as leases with a lease term of twelve months or less) and leases of low value assets. For these leases, the Group recognises the lease payments as an operating expense on a straight-line basis over the term of the lease unless another systematic basis is more representative of the time pattern in which economic benefits from the leased assets are consumed.

# Notes to the Financial Statements

For the financial year ended 30 September 2021

## 2(e) Summary of Significant Accounting Policies (Cont'd)

### Leases (Cont'd)

#### (i) The Group as lessee (Cont'd)

##### (a) Lease liability

The lease liability is initially measured at the present value of the lease payments that are not paid at the commencement date, discounted by using the rate implicit in the lease. If this rate cannot be readily determined, the Group uses the incremental borrowing rate specific to the lessee. The incremental borrowing rate is defined as the rate of interest that the lessee would have to pay to borrow over a similar term and with a similar security the funds necessary to obtain an asset of a similar value to the right-of-use asset in a similar economic environment.

Lease payments included in the measurement of the lease liability comprise:

- fixed lease payments (including in-substance fixed payments), less any lease incentives;
- variable lease payments that depend on an index or rate, initially measured using the index or rate at the commencement date;
- the amount expected to be payable by the lessee under residual value guarantee;
- exercise price of purchase options, if the lessee is reasonably certain to exercise the options; and
- payments of penalties for terminating the lease, if the lease term reflects the exercise of an option to terminate the lease.

Variable lease payments that are not based on an index or a rate are not included as part of the measurement and initial recognition of the lease liability. The Group shall recognise those lease payments in profit or loss in the periods that trigger those lease payments.

For all contracts that contain both lease and non-lease components, the Group has elected to not separate lease and non-lease components and account these as one single lease component.

The lease liabilities are presented as a separate line item in the consolidated statement of financial position.

The lease liability is subsequently measured at amortised cost, by increasing the carrying amount to reflect interest on the lease liability (using the effective interest method) and by reducing the carrying amount to reflect the lease payments made.

The Group remeasures the lease liability (with a corresponding adjustment to the related right-of-use asset or to profit or loss if the carrying amount of the right-of-use asset has already been reduced to Nil) whenever:

- the lease term has changed or there is a significant event or change in circumstances resulting in a change in the assessment of exercise of a purchase option, in which case the lease liability is remeasured by discounting the revised lease payments using a revised discount rate;

# Notes to the Financial Statements

For the financial year ended 30 September 2021

## 2(e) Summary of Significant Accounting Policies (Cont'd)

### Leases (Cont'd)

#### (i) The Group as lessee (Cont'd)

##### (a) Lease liability (Cont'd)

- the lease payments change due to changes in an index or rate or a change in expected payment under a guaranteed residual value, in which cases the lease liability is remeasured by discounting the revised lease payments using the initial discount rate (unless the lease payments change is due to a change in a floating interest rate, in which case a revised discount rate is used); or
- a lease contract is modified and the lease modification is not accounted for as a separate lease, in which case the lease liability is remeasured by discounting the revised lease payments using a revised discount rate at the effective date of the modification.

##### (b) Right-of-use asset

The right-of-use asset comprises the initial measurement of the corresponding lease liability, lease payments made at or before the commencement day, less any lease incentives received and any initial direct costs. They are subsequently measured at cost less accumulated depreciation and impairment losses.

Whenever the Group incurs an obligation for costs to dismantle and remove a leased asset, restore the site on which it is located or restore the underlying asset to the condition required by the terms and conditions of the lease, a provision is recognised and measured under SFRS(I) 1-37. To the extent that the costs relate to a right-of-use asset, the costs are included in the related right-of-use asset, unless those costs are incurred to produce inventories.

Depreciation on right-of-use assets is calculated using the straight-line method to allocate their depreciable amounts over the shorter period of lease term and useful life of the underlying asset, as follows:

Motor vehicles	5 years
----------------	---------

If a lease transfers ownership of the underlying asset or the cost of the right-of-use asset reflects that the Group expects to exercise a purchase option, the related right-of-use asset is depreciated over the useful life of the underlying asset. The depreciation starts at the commencement date of the lease.

The right-of-use assets (except for those which meet the definition of investment property) are presented as a separate line item in the consolidated statement of financial position.

The Group applies SFRS(I) 1-36 to determine whether a right-of-use asset is impaired and accounts for any identified impairment loss.

##### (c) Short-term leases and leases of low-value assets

The Group applies the short-term lease recognition exemption to its short-term leases of staff accommodation (i.e., those leases that have a lease term of 12 months or less from the commencement date and do not contain a purchase option). Lease payments on short-term leases and leases of low value assets are recognised as expense on a straight-line basis over the lease term.

# Notes to the Financial Statements

For the financial year ended 30 September 2021

## 2(e) Summary of Significant Accounting Policies (Cont'd)

### Leases (Cont'd)

#### (ii) The Group as lessor

When the Group acts as a lessor, it determines at lease inception whether each lease is a finance lease or an operating lease.

To classify each lease, the Group makes an overall assessment of whether the lease transfers substantially all of the risks and rewards incidental to ownership of the underlying asset. If this is the case, then the lease is a finance lease; if not, then it is an operating lease. As part of this assessment, the Group considers certain indicators such as whether the lease is for the major part of the economic life of the asset.

At inception or on modification of a contract that contains a lease component, the Group allocates the consideration in the contract to each lease component on the basis of their relative stand-alone prices. If an arrangement contains lease and non-lease components, then the Group applies SFRS(I) 15 to allocate the consideration in the contract.

The Group recognises lease payments received from investment property under operating leases as income on a straight-line basis over the lease term within "revenue" in profit or loss.

Any change in the scope or the consideration for a lease that is not part of the original terms and conditions of the lease is accounted for as lease modification:

- For operating leases: The Group accounts for a modification to an operating lease as a new lease from the effective date of the modification, recognising the remaining lease payments as income on either straight-line basis or another systematic basis over the remaining lease term.
- For finance leases: The Group applies the derecognition requirements under SFRS(I) 9 to recognise the modification or derecognition gain or loss on the net investment in the finance lease.

## 3 Revenue

Revenue for the Group includes sale of development properties, rental income and construction contract income excluding inter-Group transactions and applicable goods and services tax.

The Group derives revenue from transfer of goods and services over time and at a point in time as follows:

	2021			2020		
	At a point in time	Over time	Total	At a point in time	Over time	Total
The Group	\$	\$	\$	\$	\$	\$
Property development	17,340,000	7,288,149	24,628,149	26,105,400	-	26,105,400
Construction revenue	32,272	-	32,272	-	29,545	29,545
Revenue from contracts with customers	17,340,000	7,320,421	24,660,421	26,105,400	29,545	26,134,945
Rental income			915,433			848,124
Total Revenue			25,575,854			26,983,069

# Notes to the Financial Statements

For the financial year ended 30 September 2021

## 4 Property, Plant and Equipment

<b>The Group</b>	<b>Freehold land</b>	<b>Freehold building</b>	<b>Renovations</b>	<b>Plant and equipment</b>	<b>Motor vehicles</b>	<b>Total</b>
	<b>\$</b>	<b>\$</b>	<b>\$</b>	<b>\$</b>	<b>\$</b>	<b>\$</b>
<b>Cost</b>						
At 1 October 2019	915,891	1,104,560	623,517	1,382,338	245,942	4,272,248
Additions	-	-	800	70,889	12,443	84,132
Write-off	-	-	-	-	(200)	(200)
Exchange differences on translation	-	-	(17)	(1,350)	(111)	(1,478)
At 30 September 2020	915,891	1,104,560	624,300	1,451,877	258,074	4,354,702
Additions	-	-	5,586	104,098	19,904	129,588
Disposal	-	-	-	(3,364)	(27,000)	(30,364)
Exchange differences on translation	-	-	(59)	(4,616)	(379)	(5,054)
<b>At 30 September 2021</b>	<b>915,891</b>	<b>1,104,560</b>	<b>629,827</b>	<b>1,547,995</b>	<b>250,599</b>	<b>4,448,872</b>
<b>Accumulated depreciation</b>						
At 1 October 2019	-	141,933	556,219	991,691	208,615	1,898,458
Depreciation for the year	-	21,364	58,860	151,581	14,424	246,229
Write-off	-	-	-	-	(200)	(200)
Exchange differences on translation	-	-	(5)	3,564	(4,546)	(987)
At 30 September 2020	-	163,297	615,074	1,146,836	218,293	2,143,500
Depreciation for the year	-	21,363	6,555	121,756	12,849	162,523
Disposal	-	-	-	(3,364)	(18,450)	(21,814)
Exchange differences on translation	-	-	(25)	(3,828)	(198)	(4,051)
<b>At 30 September 2021</b>	<b>-</b>	<b>184,660</b>	<b>621,604</b>	<b>1,261,400</b>	<b>212,494</b>	<b>2,280,158</b>
<b>Net book value</b>						
<b>At 30 September 2021</b>	<b>915,891</b>	<b>919,900</b>	<b>8,223</b>	<b>286,595</b>	<b>38,105</b>	<b>2,168,714</b>
At 30 September 2020	915,891	941,263	9,226	305,041	39,781	2,211,202

As at 30 September 2021, freehold land and buildings with a total carrying amount of \$1,835,791 (2020 -\$1,857,154) were pledged to certain banks to secure credit facilities for the Group (Note 21).

The properties held by the Group as at 30 September 2021 are as follows:

<b>Location</b>	<b>Tenure</b>	<b>Use of property</b>
3 Kim Chuan Lane, Goodland Group Building, Singapore	Estate in Perpetuity (Freehold)	Corporate Headquarters



# Notes to the Financial Statements

For the financial year ended 30 September 2021

## 5 Right-of-Use Assets

<b>The Group</b>	<b>Motor vehicles</b>	<b>Total</b>
	<b>\$</b>	<b>\$</b>
<u>Cost</u>		
At 1 October 2019 and 30 September 2020	353,074	353,074
Addition	259,227	259,227
<b>At 30 September 2021</b>	<b>612,301</b>	<b>612,301</b>
<u>Accumulated depreciation</u>		
At 1 October 2019	203,557	203,557
Depreciation for the year	44,447	44,447
At 1 October 2020	248,004	248,004
Depreciation for the year	54,820	54,820
<b>At 30 September 2021</b>	<b>302,824</b>	<b>302,824</b>
<u>Carrying amount</u>		
<b>At 30 September 2021</b>	<b>309,477</b>	<b>309,477</b>
At 1 October 2020	105,070	105,070

Information about the Group's leasing activities are disclosed in Note 32.

As at 30 September 2021, the carrying amount of motor vehicles held under lease liabilities for the Group amounted to \$309,477 (2020 - \$105,070).

## 6 Investment Properties

<b>The Group</b>	<b>2021</b>	<b>2020</b>
	<b>\$</b>	<b>\$</b>
At fair value:		
At beginning of year	89,502,015	89,656,125
Additions	-	12,548
Fair value gain/(loss) recognised in profit or loss (Note 23 and Note 26)	1,577,000	(86,900)
Exchange differences on translation	(275,010)	(79,758)
At end of year	<b>90,804,005</b>	<b>89,502,015</b>

Determination of fair value of investment properties is disclosed in Note 37.

As at 30 September 2021, investment properties with a total carrying amount of \$69,897,000 (2020 - \$68,320,000) were pledged to certain banks to secure credit facilities for the Group (Note 21).

Investment properties of the Group are leased to non-related parties under operating leases.

# Notes to the Financial Statements

For the financial year ended 30 September 2021

## 6 Investment Properties (Cont'd)

The following amounts are recognised in the Group's profit or loss during the financial year:

<b>The Group</b>	<b>2021</b>	<b>2020</b>
	<b>\$</b>	<b>\$</b>
Rental income	893,803	848,124
Direct operating expenses arising from investment properties that generated rental income	159,208	179,204
Direct operating expenses arising from investment properties that did not generate rental income	55,092	68,523

The details of the investment properties held by the Group as at 30 September 2021 and 2020 are as follows:

<b>Description and location</b>	<b>Land tenure</b>	<b>Approximate floor area (square meters)</b>	<b>Group's effective Interest</b>	
			<b>2021</b>	<b>2020</b>
			<b>%</b>	<b>%</b>
Residential apartment 23 Amber Road #02-06 The Aristo@Amber, Singapore	Estate in Fee Simple (Freehold)	69	100	100
6-storey commercial cum residential building, 18 Roberts Lane Goodland Building, Singapore	Estate in Fee Simple (Freehold)	952	100	100
8-storey industrial building, 3 Kim Chuan Lane, Goodland Group Building, Singapore	Estate in Perpetuity (Freehold)	4,468	100	100
Factory unit 29 Hillview Terrace #05-06 Hillview Warehouse, Singapore	Estate in Perpetuity (Freehold)	164	100	100
Commercial development, Off Jalan Simpang Pulai/Gopeng, Perak Darul Ridzuan, Malaysia	Leasehold expiring on 8 April 2114	20,561	70	70

# Notes to the Financial Statements

For the financial year ended 30 September 2021

## 7 Subsidiaries

<b>The Company</b>	<b>2021</b>	<b>2020</b>
	<b>\$</b>	<b>\$</b>
Investment in unquoted equity shares, at cost		
At beginning	12,720,563	12,720,563
Additions	51,200	-
Written off	(1,000,000)	-
At end	11,771,763	12,720,563
Less: Accumulated impairment		
At beginning	(2,000,000)	-
Impairment loss recognised	(1,000,000)	(2,000,000)
Utilization	1,000,000	-
At end	(2,000,000)	(2,000,000)
Carrying amount	9,771,763	10,720,563

### Impairment testing of investments in subsidiaries

For the financial year ended 30 September 2021, management of the Company had carried out an impairment assessment over the investments in subsidiaries and identified the following significant cash generating units ("CGUs"). These were considered to have indications of possible impairment issues at 30 September 2021 and 2020 as they were in a loss-making position and having negative net worth for the past few years.

As at 30 September 2021, the carrying amount of the investments in subsidiaries amounted to \$9,771,763 (2020 - \$10,720,563). As at 30 September 2021, the recoverable amounts of subsidiaries were determined based on the higher of fair value less cost to sell and value-in-use. The fair value less cost to sell was determined based on the financials of the subsidiaries which comprised mainly cash balances, trade and other receivables and trade and other payables which were current and approximated fair value at year end. Based on the impairment testing, an impairment loss of \$1,000,000 (2020 - \$2,000,000) relating to the cost of investment in the subsidiaries is recognised under other operating expenses in profit or loss of the Company for the financial year ended 30 September 2021, being the shortfall between the carrying amount and the recoverable amount.

The investments in subsidiaries held by the Company at 30 September 2021 and 2020 are as follows:

<b>Name</b>	<b>Country of incorporation</b>	<b>Ownership interest</b>		<b>Principal activities</b>
		<b>2021</b>	<b>2020</b>	
		<b>%</b>	<b>%</b>	
<u>Held by the Company</u>				
Goodland Development Pte. Ltd. <sup>(1)</sup>	Singapore	100	100	Real estate development and general contractors
Goodland Investments Pte. Ltd. <sup>(1)</sup>	Singapore	100	100	Investment holding and real estate development
Goodland Capital Pte. Ltd. <sup>(1)</sup>	Singapore	100	100	Investment holding

# Notes to the Financial Statements

For the financial year ended 30 September 2021

## 7 Subsidiaries (Cont'd)

The investments in subsidiaries held by the Company at 30 September 2021 and 2020 are as follows: (Cont'd)

Name	Country of incorporation	Ownership interest		Principal activities
		2021 %	2020 %	
<u>Held by the Company (Cont'd)</u>				
Goodland Homes Pte. Ltd. <sup>(1)</sup>	Singapore	100	100	Investment holding and real estate development
Goodland Group Construction Pte. Ltd. <sup>(1)</sup>	Singapore	100	100	General building contractors
GPM Builders Pte. Ltd. <sup>(1)</sup>	Singapore	100	100	General building contractors
Goodland Group Construction Sdn. Bhd. <sup>(2)</sup>	Malaysia	100	100	General building contractors
Banyan Housing Development Sdn. Bhd. <sup>(2)</sup>	Malaysia	72	72	Real estate development
Goodland Ventures Pte. Ltd. <sup>(4)</sup>	Singapore	–	100	Real estate development
Goodland Global Pte. Ltd. <sup>(1)(3)</sup>	Singapore	100	100	Real estate development
Goodland Assets Pte. Ltd. <sup>(1)</sup>	Singapore	100	100	Real estate development and investment holding
GLG Global Sdn. Bhd. <sup>(2)(5)</sup>	Malaysia	1	1	Real estate development
Goodland Glory Pte. Ltd. <sup>(1)</sup>	Singapore	100	100	Investment holding
Goodland Harvest Pte. Ltd. <sup>(1)(3)</sup>	Singapore	100	100	Real estate development
GLG (Cambodia) Investments Pte. Ltd. <sup>(1)</sup>	Singapore	100	100	Real estate development and investment holding
GLG International Investments Pte. Ltd. <sup>(1)</sup>	Singapore	100	100	Real estate development and investment holding
GLG Homes Pte. Ltd. <sup>(1)</sup>	Singapore	100	100	Real estate development and investment holding
GLG Capital Pte. Ltd. <sup>(1)</sup>	Singapore	100	100	Real estate development and investment holding
GLSL (1) Pte. Ltd. <sup>(1)</sup>	Singapore	100	100	Real estate development
Goodland Da-Qiao Pte. Ltd. <sup>(1)</sup>	Singapore	51	51	Real estate development and investment holding
Goodland Citrine Pte. Ltd. <sup>(1)</sup>	Singapore	100	100	Real estate development and investment holding
Citrine Plasterceil Pte. Ltd. <sup>(1)</sup>	Singapore	100	100	General building contractors
Citrine Asia Capital Pte. Ltd. <sup>(1)</sup>	Singapore	51	51	Other holding and commercial and industrial real estate management
PEG East Pte. Ltd. <sup>(1)(6)</sup>	Singapore	100	–	Real estate development and management
PEG West Pte. Ltd. <sup>(1)(6)</sup>	Singapore	100	–	Real estate development and management
Mastron Capital Pte. Ltd. <sup>(1)(7)</sup>	Singapore	51	–	Other holding and general building contractor

# Notes to the Financial Statements

For the financial year ended 30 September 2021

## 7 Subsidiaries (Cont'd)

The investments in subsidiaries held by the Company at 30 September 2021 and 2020 are as follows: (Cont'd)

Name	Country of incorporation	Ownership interest		Principal activities
		2021 %	2020 %	
<u>Held by Goodland Capital Pte. Ltd.</u>				
Citrine Assets Pte. Ltd. <sup>(1)</sup>	Singapore	100	100	Investment holding
<u>Held by Citrine Assets Pte. Ltd.</u>				
T City (Ipoh) Sdn. Bhd. <sup>(2)</sup>	Malaysia	70	70	Real estate development
<u>Held by Goodland Development Pte Ltd</u>				
GLG Properties Pte.Ltd. <sup>(1)</sup>	Singapore	100	100	Real estate development
<u>Held by Banyan Housing Development Sdn. Bhd.</u>				
GLG Global Sdn. Bhd. <sup>(2)(5)</sup>	Malaysia	99	99	Real estate development
<u>Held by Mastron Capital Pte. Ltd.</u>				
Mastron Synergy Pte. Ltd. <sup>(1)(7)</sup>	Singapore	100	-	Electrical works and general building contractor

(1) Audited by Foo Kon Tan LLP, a principal member of HLB International

(2) Audited by a Baker Tilly Monterio Heng PLT, Malaysia, a member firm of Baker Tilly International Ltd.

(3) Goodland Harvest Pte. Ltd., Goodland Global Pte. Ltd are in the process of striking off in 2021.

(4) Goodland Ventures Pte. Ltd. was struck off on 4 January 2021.

(5) 1% of GLG Global Sdn. Bhd.'s ("GLGGSB") shareholding is held by Goodland Group Limited ("GGL"), 99% of GLGGSB shareholding is held by Banyan Housing Development Sdn. Bhd. ("BHDSB"). Total shareholding is 100%. Therefore, GLGGSB is treated as subsidiary of GGL.

(6) Incorporated on 16 October 2020.

(7) Incorporated on 1 April 2021.

### **Struck-off entities**

For the financial year ended 30 September 2021, the Company has struck-off 1 subsidiary. These subsidiaries are consolidated until the date they are struck off and ceased to be subsidiaries of the Company. There was no gain or loss recorded at the Group level and Company level.

# Notes to the Financial Statements

For the financial year ended 30 September 2021

## 7 Subsidiaries (Cont'd)

### **Struck-off entities (Cont'd)**

The table below shows details of non-wholly owned subsidiaries of the Group that have material non-controlling interest:

Name of subsidiary	Place of incorporation and principal place of interest	Proportion of ownership interests and voting rights held by non-controlling interests		Loss allocated to non-controlling interests		Accumulated non-controlling interests	
		2021	2020	2021	2020	2021	2020
		%	%	\$	\$	\$	\$
T City (Ipoh) Sdn Bhd	Malaysia	30	30	(1,072)	(1,584)	52,215,699	52,904,636

Summarised financial information in respect of Group subsidiaries that have a material non-controlling interests (NCI) not adjusted for the percentage of equity interest held by the Group is set out below:

The Group	2021	2020
	T City (Ipoh) Sdn. Bhd. \$	T City (Ipoh) Sdn. Bhd. \$
Current assets	164,018,873	166,173,894
Non-current assets	20,899,315	21,174,432
Current liabilities	(1,715,627)	(1,728,898)
Non-current liabilities	(9,150,232)	(9,270,640)
Net assets	174,052,329	176,348,788
Net assets attributable to NCI	52,215,699	52,904,636
Loss for the year	(3,575)	(5,281)
Other comprehensive loss	(2,292,884)	(669,219)
Total comprehensive loss	(2,296,459)	(674,500)
Attributable to NCI:		
- Loss	(1,072)	(1,584)
- OCI	(687,865)	(200,766)
Total comprehensive loss	(688,937)	(202,350)
Cash flows from		
- Operating activities	(491)	(110,371)
- Investing activities	-	(13,610)
- Financing activities	-	-
Net changes in cash and cash equivalents	(491)	(123,981)

# Notes to the Financial Statements

For the financial year ended 30 September 2021

## 8 Associates

<b>The Group</b>	<b>2021</b>	<b>2020</b>
	<b>\$</b>	<b>\$</b>
Unquoted equity investments, at cost	2,352,990	2,352,990
Share of post-acquisition profits	4,958,757	8,821,658
	7,311,747	11,174,648

Details of the associates are as follows:

<b>Name</b>	<b>Country of incorporation</b>	<b>Ownership interest</b>		<b>Principal activities</b>
		<b>2021</b>	<b>2020</b>	
		%	%	
AG Capital Pte. Ltd. <sup>(3)</sup>	Singapore	50	50	Real estate development
Goodland Sunny Pte. Ltd. <sup>(1)(3)</sup>	Singapore	50	50	Real estate investment and development
RGL Equity (Siem Reap) Co., Ltd. <sup>(2)</sup>	Cambodia	49	49	Real estate investment and development
SL Capital (1) Pte. Ltd. <sup>(2)</sup>	Singapore	17	17	Property developer
SL Capital (3) Pte. Ltd. <sup>(2)</sup>	Singapore	17	17	Property developer
SL Capital (5) Pte. Ltd. <sup>(2)</sup>	Singapore	17	17	Property developer

(1) Audited by Foo Kon Tan LLP

(2) Reviewed by Foo Kon Tan LLP for group consolidation purposes

(3) Goodland Sunny, AG Capital Pte Ltd are in the process of striking off in 2021.

Although the Group owned 17% equity interest in SL Capital (1) Pte. Ltd., SL Capital (3) Pte. Ltd. and SL Capital (5) Pte. Ltd., the Group has the ability to exercise significant influence, but not control, over its financial and operating policies.

All these associates are accounted for using the equity method in these consolidated financial statements.

# Notes to the Financial Statements

For the financial year ended 30 September 2021

## 8 Associates (Cont'd)

The summarised financial information of associates, not adjusted for the percentage of equity interest held by the Group, is as follows:

2021	AG Capital Pte. Ltd. \$	Goodland Sunny Pte. Ltd. \$	RGL Equity (Siam Reap) Co., Ltd. \$	SL Capital (1) Pte. Ltd. \$	SL Capital (3) Pte. Ltd. \$	SL Capital (5) Pte. Ltd. \$	Total \$
<b>The Group</b>							
<b>(A) Balance Sheet:</b>							
Current assets	-	-	4,212,756	55,112,289	167,877,403	79,578,220	306,780,668
Non-current assets	-	-	-	117,420	883,250	602,503	1,603,173
Current liabilities	-	-	(4,383,521)	(12,219,432)	(54,639,567)	(32,067,613)	(103,310,133)
Non-current Liabilities	-	-	-	-	(117,000,000)	(50,113,110)	(167,113,110)
<b>Net assets attributable to investee's Shareholders</b>	-	-	(170,765)	43,010,277	(2,878,914)	(2,000,000)	37,960,598
<b>(B) Profit/Loss:</b>							
Revenue	-	-	-	330,370	82,999,086	25,986	83,355,442
Expenses	(643,263)	(2,487,464)	(67)	(13,845,296)	(81,105,705)	(1,121,392)	(99,203,187)
<b>Loss for the year</b>	(643,263)	(2,487,464)	(67)	(13,514,926)	1,893,381	(1,095,406)	(15,847,745)
Other comprehensive income ("OCI")	-	-	794	-	-	-	794
Total comprehensive profit/ (loss)	(643,263)	(2,487,464)	727	(13,514,926)	1,893,381	(1,095,407)	(15,846,951)
<b>Attributable to investee's Shareholders</b>	(643,263)	(2,487,464)	727	(13,514,926)	1,893,381	(1,095,407)	(15,846,951)
<b>(C) Carrying amount of:</b>							
Group's interest in net assets of investee at beginning of the year	321,632	1,243,732	-	9,609,284	-	-	11,174,648
<b>Group's share of:</b>							
- Loss for the year	(321,632)	(1,243,732)	-	(2,297,537)	-	-	(3,862,901)
- OCI	-	-	-	-	-	-	-
Total comprehensive loss	(321,632)	(1,243,732)	-	(2,297,537)	-	-	(3,862,901)
<b>Carrying amount of interest in investee at end of the year</b>	-	-	-	7,311,747	-	-	7,311,747



# Notes to the Financial Statements

For the financial year ended 30 September 2021

## 8 Associates (Cont'd)

2020	AG Capital Pte. Ltd. \$	Goodland Sunny Pte. Ltd. \$	RGL Equity (Siam Reap) Co., Ltd. \$	SL Capital (1) Pte. Ltd. \$	SL Capital (3) Pte. Ltd. \$	SL Capital (5) Pte. Ltd. \$	Total \$
<b>The Group</b>							
<b>(A) Balance Sheet:</b>							
Current assets	658,502	2,490,503	4,229,244	114,754,026	178,492,847	77,794,536	378,419,658
Non-current assets	-	-	-	117,420	733,945	363,743	1,215,108
Current liabilities	(15,239)	(3,039)	(4,400,736)	(58,346,238)	(50,257,025)	(78,170,748)	(191,193,025)
Non-current liabilities	-	-	-	-	(129,406,874)	-	(129,406,874)
<b>Net assets attributable to investee's Shareholders</b>	<b>643,263</b>	<b>2,487,464</b>	<b>(171,492)</b>	<b>56,525,208</b>	<b>(437,107)</b>	<b>(12,469)</b>	<b>59,034,867</b>
<b>(B) Profit/Loss:</b>							
Revenue	-	-	-	1,110,056	5,579,317	2,226,316	8,915,689
Expenses	(3,582)	(3,252)	(7,035)	(4,838,530)	(8,016,424)	(4,238,785)	(17,107,608)
<b>Loss for the year</b>	<b>(3,582)</b>	<b>(3,252)</b>	<b>(7,035)</b>	<b>(3,728,474)</b>	<b>(2,437,107)</b>	<b>(2,012,469)</b>	<b>(8,191,919)</b>
Other comprehensive income ("OCI")	-	-	-	-	-	-	-
Total comprehensive loss	(3,582)	(3,252)	(7,035)	(3,728,474)	(2,437,107)	(2,012,469)	(8,191,919)
<b>Attributable to investee's Shareholders</b>	<b>(3,582)</b>	<b>(3,252)</b>	<b>(7,035)</b>	<b>(3,728,474)</b>	<b>(2,437,107)</b>	<b>(2,012,469)</b>	<b>(8,191,919)</b>
<b>(C) Carrying amount of:</b>							
Group's interest in net assets of investee at beginning of the year	323,422	1,245,358	-	10,243,125	340,000	340,000	12,491,905
<b>Group's share of:</b>							
- Loss for the year	(1,790)	(1,626)	-	(633,841)	(340,000)	(340,000)	(1,317,257)
- OCI	-	-	-	-	-	-	-
Total comprehensive loss	(1,790)	(1,626)	-	(633,841)	(340,000)	(340,000)	(1,317,257)
<b>Carrying amount of interest in investee at end of the year</b>	<b>321,632</b>	<b>1,243,732</b>	<b>-</b>	<b>9,609,284</b>	<b>-</b>	<b>-</b>	<b>11,174,648</b>

# Notes to the Financial Statements

For the financial year ended 30 September 2021

## 8 Associates (Cont'd)

Unrecognised share of losses of an associate

<b>The Group</b>	<b>2021</b>	<b>2020</b>
	<b>\$</b>	<b>\$</b>
The unrecognised share of losses of associates for the year	(68,548)	(79,875)
Cumulative share of losses of associates	(230,100)	(161,552)

Reconciliation of the associates share of losses

<b>The Group</b>	<b>2021</b>	<b>2020</b>
	<b>\$</b>	<b>\$</b>
The Group's initial share of losses based on equity interest	913,180	844,542
Less: Group's share of losses up to the cost of investment	(682,990)	(682,990)
The unrecognised share of losses of associates	230,190	161,552

As the Group's share of losses in the associates has exceeded its interest in associates, the Group does not recognise further losses as at 30 September 2021 and 2020.

## 9 Financial Assets, at FVOCI

<b>The Group</b>	<b>2021</b>	<b>2020</b>
	<b>\$</b>	<b>\$</b>
Equity instrument designated at fair value through OCI		
- Unquoted equity investment,		
At 1 October	8,769,000	10,159,000
Fair value loss recognised in other comprehensive income	(39,000)	(1,390,000)
At 30 September	8,730,000	8,769,000

Unquoted equity investment

Unquoted equity investment comprises 6% equity interest in an unquoted company (Citrine Capital Pte Ltd) in Singapore. There are no current market transactions that are directly comparable. The determination of fair value measurement is disclosed in Note 37.

The Group designated the investment in unquoted equity investments as at FVOCI because these equity investments represent investments that the Group intends to hold for the long-term for strategic purposes.

# Notes to the Financial Statements

For the financial year ended 30 September 2021

## 10 Deferred Tax Assets/(Liabilities)

Deferred tax assets and liabilities are offset when there is a legally enforceable right to offset current income tax assets against current income tax liabilities and when the deferred income taxes relate to the same fiscal authority. The amounts, determined after appropriate offsetting, are shown on the balance sheet as follows:

Deferred tax assets are attributable to the following:

<b>The Group</b>	<b>2021</b>	<b>2020</b>
	\$	\$
<b>Deferred tax assets</b>		
Development properties for sale	154,744	–

<b>The Group</b>	<b>2021</b>	<b>2020</b>
	\$	\$
<b>Deferred tax assets</b>		
At 1 October	–	–
Recognised in profit or loss	154,744	–
At 30 September	154,744	–

<b>The Group</b>	<b>2021</b>	<b>2020</b>
	\$	\$
<b>Deferred tax liabilities</b>		
At 1 October	9,453,451	9,488,670
Currency translation differences	(120,408)	(35,219)
At 30 September	9,333,043	9,453,451

Deferred tax liabilities comprise the following:

<b>The Group</b>	<b>2021</b>	<b>2020</b>
	\$	\$
Investment properties	1,036,363	1,050,000
Development properties for sale	8,296,680	8,403,451
	9,333,043	9,453,451

# Notes to the Financial Statements

For the financial year ended 30 September 2021

## 10 Deferred Tax Assets/(Liabilities) (Cont'd)

Movement of deferred tax liabilities is as follows:

<b>The Group</b>	<b>Investment properties</b>	<b>Development properties for sale</b>	<b>Total</b>
	<b>\$</b>	<b>\$</b>	<b>\$</b>
At 1 October 2020	1,050,000	8,403,451	9,453,451
Recognised in profit or loss	(4,112)	-	(4,112)
Currency translation differences	(9,525)	(106,771)	(116,296)
<b>At 30 September 2021</b>	<b>1,036,363</b>	<b>8,296,680</b>	<b>9,333,043</b>

<b>The Group</b>	<b>Investment properties</b>	<b>Development properties for sale</b>	<b>Total</b>
	<b>\$</b>	<b>\$</b>	<b>\$</b>
At 1 October 2019	1,053,989	8,434,681	9,488,670
Currency translation differences	(3,989)	(31,230)	(35,219)
At 30 September 2020	1,050,000	8,403,451	9,453,451

<b>The Group</b>	<b>2021</b>	<b>2020</b>
	<b>\$</b>	<b>\$</b>
Deferred tax liabilities to be settled:		
- between one and five years	8,296,680	8,403,451
- after five years	1,036,363	1,050,000
	<b>9,333,043</b>	<b>9,453,451</b>

## II Inventories

<b>The Group</b>	<b>2021</b>	<b>2020</b>
	<b>\$</b>	<b>\$</b>
Consumables	26,245	-
	<b>26,245</b>	<b>-</b>

# Notes to the Financial Statements

For the financial year ended 30 September 2021

## 12 Trade and Other Receivables

	← The Group →		← The Company →	
	2021	2020	2021	2020
	\$	\$	\$	\$
Trade receivables				
- Third parties	1,444,042	200,927	-	-
- Related party	49,101	53,207	-	-
	1,493,143	254,134	-	-
Other receivables				
- Third parties	33,500	177,688	-	-
- Subsidiaries	-	-	70,514,359	67,211,459
- Related party	9,918	6,366	-	-
- Advances to non-controlling interests	91,875	91,875	-	-
- Associates	17,122,763	15,420,095	-	-
Deposits	70,112	56,129	1,550	1,550
	18,821,311	16,006,287	70,515,909	67,213,009
Allowance for impairment loss	-	-	(3,261,050)	(1,278,999)
	18,821,311	16,006,287	67,254,859	65,934,010
Non-refundable deposits	1,665,081	-	-	-
Prepayments	515,670	57,740	13,927	21,106
	21,002,062	16,064,027	67,268,786	65,955,116

Movement in allowance for impairment loss of the Company is as follows:

	← The Company →	
	2021	2020
	\$	\$
Impairment loss		
At beginning	(1,278,999)	-
Impairment losses recognised	(1,982,051)	(1,278,999)
At end	(3,261,050)	(1,278,999)

During the year ended 30 September 2021, the Company has assessed and decided to impair the amount due from a subsidiary of \$1,982,051 (2020 - \$1,278,999) as the balance is not recoverable.

	← The Group →		← The Company →	
	2021	2020	2021	2020
	\$	\$	\$	\$
Neither past due nor impaired	20,870,830	15,914,461	67,268,786	65,955,116
Past due 0 - 30 days	11,115	4,727	-	-
Past due 31 - 60 days	12,701	22,683	-	-
Past due over 60 days	107,416	122,156	-	-
	21,002,062	16,064,027	67,268,786	65,955,116

# Notes to the Financial Statements

For the financial year ended 30 September 2021

## 12 Trade and Other Receivables (Cont'd)

- (a) Financial assets that are neither past due nor impaired

Trade and other receivables that are neither past due nor impaired are creditworthy debtors with a good payment record with the Group.

- (b) Financial assets that are past due but not impaired

Trade receivables have credit terms of between 30 to 90 (2020 - 30 to 90) days.

The non-trade amounts due from subsidiaries, associates and related party, comprising mainly advances, are unsecured, interest-free and repayable on demand. There is no allowance for doubtful debts arising from the outstanding balances.

Related party refers to an entity controlled by an executive director of Goodland Group Limited.

Please refer to Note 35 for details of credit risk and foreign currency risk exposures.

## 13 Contract Balances

	The Group	
	2021	2020
	\$	\$
<b><u>Contract assets</u></b>	5,299,832	364,100

	The Group	
	2021	2020
	\$	\$
<b><u>Contract liabilities</u></b>	700,960	393,470

### Contract assets

As at 1 October 2020, the Group's gross contract assets related to revenue from contracts with customers amounted to \$364,100 (2020 - \$172,018).

Contract assets relate primarily to the Group's right to consideration for work completed but not billed at the reporting date in respect of its property development business. The contract assets are transferred to trade receivables when the rights become unconditional. This usually occurs when the Group invoices the customer.

There are changes in the contract asset balances amounting to \$4,935,732 (2020 - \$192,082) during the reporting period due to increase in the number of units sold and increase in percentage for the point of completion of development properties.

# Notes to the Financial Statements

For the financial year ended 30 September 2021

## 13 Contract Balances (Cont'd)

### Contract liabilities

As at 1 October 2020, the Group's gross contract liabilities related to revenue from contracts with customers amounted to \$393,470 (2020 - \$272,649).

Contract liabilities relate primarily to advanced consideration received from customers.

There are changes in the contract liabilities balances amounting to \$307,490 (2020 - \$120,821) during the reporting period due to higher amount of advanced sales consideration received for development properties.

### Unsatisfied performance obligations

	<b>The Group</b>	
	<b>2021</b>	<b>2020</b>
	<b>\$</b>	<b>\$</b>
Aggregate amount of the transaction price allocated to contracts that are partially or fully unsatisfied as at 30 September	700,960	393,470

Management expects that 100% of the transaction price allocated to the unsatisfied performance obligations as of 30 September 2021 will be recognised as revenue during the next reporting period.

### Assets recognised from costs to fulfil contracts

Management assessed that there are no assets recognised from costs to fulfil contract as at 30 September 2021 and 30 September 2020.

	<b>2021</b>	<b>2020</b>
	<b>\$</b>	<b>\$</b>
Revenue recognised in current period that were included in contract liabilities at beginning of financial year:		
- development properties	350,000	238,000
- advanced rental payments	5,470	34,649

# Notes to the Financial Statements

For the financial year ended 30 September 2021

## 14 Development Properties

The Group	2021 \$	2020 \$
Properties under development:		
Costs incurred and attributable profits	202,425,724	211,997,178
Progress billings	(7,288,149)	(797,400)
	195,137,575	211,199,778
Completed properties, at cost	10,636,801	12,474,841
Total development properties for sale	205,774,376	223,674,619
Borrowing costs capitalised during the year	325,583	1,162,924

The rates used to determine the amount of borrowing costs eligible for capitalisation ranged from 1.32% to 3.35% (2020 - 1.33% to 3.35%) per annum.

As at 30 September 2021, development properties for sale with a total carrying amount of \$39,689,036 (2020 - \$57,556,804) were pledged to certain banks to secure credit facilities for the Group (Note 21).

Details of development properties are as follows:

Property Name and location	Stage of completion	Expected date of completion	Approximate land area (square meters)	Approximate gross floor area (square meters)	Description	Group's effective interest	
						2021	2020
						%	%
<u>Goodland Investments Pte. Ltd.</u>							
36 Mayflower Lane, Singapore	92%	1 <sup>st</sup> quarter of 2022	188	526	3-storey intermediate terrace dwelling house with an attic and swimming pool	100	100
6 Jalan Kemuning, Singapore	93%	2 <sup>nd</sup> quarter of 2022	159	333	3-storey intermediate terrace dwelling house with an attic	100	100
<u>Goodland Assets Pte. Ltd.</u>							
1 Marne Road ("The Citron and The Citron Residences"), Singapore	100%	Completed	1,700	5,100	Residential apartment units with commercial shops at 1st storey	100	100



# Notes to the Financial Statements

For the financial year ended 30 September 2021

## 14 Development Properties (Cont'd)

Property Name and location	Stage of completion	Expected date of completion	Approximate land area (square meters)	Approximate gross floor area (square meters)	Description	Group's effective interest	
						2021 %	2020 %
<u>Goodland Da-Qiao Pte Ltd</u>							
321 & 321A Bedok Road, Singapore	100%	Completed	754	744	A pair of 2- storey semi detached dwelling house each with an attic and swimming pool	51	51
<u>GLG Properties Pte Ltd</u>							
31 Neram Road, Singapore	100%	Completed	259	513	2-storey intermediate terrace dwelling house with an attic and swimming pool	-	100
28 Jalan Tanjong, Singapore	100%	Completed	189	453	intermediate terrace dwelling house with an attic and swimming pool	-	100
45 Jalan Kemuning, Singapore	100%	Completed	158	348	3-storey intermediate terrace dwelling house with an attic and swimming pool	-	100
<u>T-City (Ipoh) Sdn. Bnd.</u>							
Off Jalan Simpang Pulai/ Gopeng, Perak Darul Ridzuan, Malaysia	-	To be advised	178,455	186,719	Commercial and residential development	70	70
<u>Goodland Citrine Pte Ltd</u>							
33 Kim Chuan Drive, ("Citrine Foodland @ 33 Kim Chuan"), Singapore	52%	4th quarter 2023	1,415	3,538	Industrial food production factory units with ancillary industrial canteen	100	100
<u>Banyan Housing Development Sdn. Bhd.</u>							
No. 204, 206, 208 Jalan Dr. Lim Chwee Leong, Penang, Malaysia	100%	Completed	419	1,160	Commercial shophouses/ offices	72	72
<u>GLG Global Sdn. Bhd.</u>							
No. 10, 12, 14, 16, Jalan Kuala Kangsar, Penang, Malaysia	-	To be advised	786	To be advised	Commercial shophouses/ offices	72	72

# Notes to the Financial Statements

For the financial year ended 30 September 2021

## 15 Financial Assets, at FVTPL

The fair values of quoted equity investments are determined by reference to stock exchange quoted bid prices.

Financial assets, at FVTPL, which are mandatorily measured at fair value upon initial recognition, are as follows:

<b>The Group</b>	<b>2021</b>	<b>2020</b>
	<b>\$</b>	<b>\$</b>
Financial assets, at fair value through profit or loss		
- Quoted equity securities, at fair value	90,550	94,424

## 16 Cash and Cash Equivalents

	<b>The Group</b>		<b>The Company</b>	
	<b>2021</b>	<b>2020</b>	<b>2021</b>	<b>2020</b>
	<b>\$</b>	<b>\$</b>	<b>\$</b>	<b>\$</b>
Cash and bank balances	8,146,019	4,236,180	3,872,155	2,067,723
Cash and cash equivalents	8,146,019	4,236,180	3,872,155	2,067,723

Cash and cash equivalents are denominated in the following currencies:

	<b>The Group</b>		<b>The Company</b>	
	<b>2021</b>	<b>2020</b>	<b>2021</b>	<b>2020</b>
	<b>\$</b>	<b>\$</b>	<b>\$</b>	<b>\$</b>
Singapore Dollar	8,107,746	4,197,159	3,872,155	2,067,723
Malaysian Ringgit	38,273	39,021	-	-
	8,146,019	4,236,180	3,872,155	2,067,723

## 17 Share Capital

<b>The Group and The Company</b>	<b>2021</b>	<b>2020</b>	<b>2021</b>	<b>2020</b>
	← <b>No. of shares</b> →		<b>\$</b>	<b>\$</b>
<b>Issued and fully paid with no par value:</b>				
At beginning and at end of year	394,066,518	394,066,518	63,280,416	63,280,416

The holders of ordinary shares (except for treasury shares) are entitled to receive dividends as and when declared from time to time and are entitled to one vote per share at the meetings of the Group. All shares rank equally with regard to the Company's residual assets.

# Notes to the Financial Statements

For the financial year ended 30 September 2021

## 18 Treasury Shares

The Group and The Company	2021		2020	
	← No. of shares →		\$	\$
At beginning of the year	34,046,600	33,856,600	9,485,338	9,453,839
Purchase during the year	187,800	190,000	26,645	31,499
At end of year	34,234,400	34,046,600	9,511,983	9,485,338

The Company acquired 187,800 (2020 - 190,000) number of treasury shares from the market for the total consideration of \$26,645 (2020 - \$31,499).

## 19 Reserves

	The Group		The Company	
	2021	2020	2021	2020
	\$	\$	\$	\$
Acquisition reserve (a)	78,743,302	78,743,302	-	-
Currency translation reserve (b)	486,912	2,092,012	-	-
Equity reserve (c)	228,811	228,811	(1,077,255)	(1,077,255)
Fair value reserve (d)	(1,748,315)	(1,709,315)	-	-
Merger reserve (e)	(485,076)	(485,076)	-	-
Revaluation surplus reserve (f)	3,224,151	3,224,151	-	-
Retained earnings	58,174,963	57,957,503	934,880	1,660,016
	138,624,748	140,051,388	(142,375)	582,761

- (a) Acquisition reserve refers to the excess of the net identifiable assets acquired over the consideration transferred arising from a business combination with an entity in which a shareholder has an equity interest.
- (b) Currency translation reserve arises from the translation of financial statements of foreign entities whose functional currencies are different from the Group's presentation currency.
- (c) For the Group, equity reserve refers to the equity component of the convertible bonds. On 30 September 2017, all convertible bonds were fully redeemed by the Company.
- (d) Fair value reserve comprises the cumulative net change in the fair value of financial assets, at FVOCI until the assets are derecognised or impaired.
- (e) Merger reserve represents the difference between the value of shares issued by the Company in exchange for the value of shares acquired in respect of the acquisition of subsidiaries accounted for under the pooling-of-interest method.
- (f) Revaluation surplus reserve relates to the excess of the revalued amount and the carrying amount of the property upon its transfer from owner-occupied property to investment property.

# Notes to the Financial Statements

For the financial year ended 30 September 2021

## 20 Lease Liabilities

	<b>The Group</b>	
	<b>2021</b>	<b>2020</b>
	<b>\$</b>	<b>\$</b>
Undiscounted lease payments due:		
- Year 1	61,012	41,688
- Year 2	60,360	22,049
- Year 3	60,360	21,444
- Year 4	47,796	21,444
- Year 5	34,831	8,882
More than 5 years	53,148	-
	317,507	115,507
Less: Future interest cost	(48,640)	(17,955)
Lease liabilities	268,867	97,552
Presented as:		
- Non-current	221,036	62,518
- Current	47,831	35,034
	268,867	97,552

Total cash outflows for all leases during the year amount to \$50,625 (2020 - \$35,035).

Interest expense on lease liabilities of \$8,740 (2020 - \$6,558) is recognised within "finance costs" in profit or loss.

Rental expenses not capitalised in lease liabilities but recognised within "operating lease expense" in profit or loss are set out below:

	<b>The Group</b>	
	<b>2021</b>	<b>2020</b>
	<b>\$</b>	<b>\$</b>
Rental expenses of short-term leases	34,915	111,850
Rental expenses of low value assets	4,363	2,915

In 2021, the discounted rate used for lease liabilities is 2.88% (2020 - 2.88%).

As at 30 September 2021, the Group's short-term lease commitments at the reporting date are not substantially dissimilar to those giving rise to the Group's short-term lease expenses for the year.

Information about the Group's leasing activities are disclosed in Note 32.

Please refer to Note 35 for liquidity risk exposure.

# Notes to the Financial Statements

For the financial year ended 30 September 2021

## 21 Bank Borrowings

<b>The Group</b>	<b>Year of Maturity</b>	<b>2021</b>	<b>2020</b>
		\$	\$
<b>Non-current liabilities</b>			
<u>Bank loans (secured):</u>			
Between one and five years	2022-2026	18,686,450	14,046,450
Repayable after five years	2027-2034	550,488	584,767
		19,236,938	14,631,217
<b>Current liabilities</b>			
<u>Bank loans (secured):</u>			
Repayable within one year or less, on demand	2022	40,562,963	47,156,391
Repayable after one year, but within normal operating cycle	2023	20,636,800	21,648,400
		61,199,763	68,804,791
Total borrowings		80,436,701	83,436,008
Effective interest rate		1.33% to 3.63%	1.33% to 3.42%

The fair value of non-current borrowings at the reporting date is as follows:

<b>The Group</b>	<b>Carrying amount</b>		<b>Fair value</b>	
	<b>2021</b>	<b>2020</b>	<b>2021</b>	<b>2020</b>
	\$	\$	\$	\$
Bank loans (secured)	19,236,938	14,631,217	15,204,025	15,441,085

The fair values are determined from the discounted cash flow analyses, using the discount rates based upon the borrowing rates which the management expect would be available to the Group at the end of the reporting period, as follows:

<b>The Group</b>	<b>2021</b>	<b>2020</b>
	%	%
Bank loans (secured)	5.25	5.25

The outstanding bank loans of the Group exposed to interest rate were as follows:

<b>The Group</b>	<b>2021</b>	<b>2020</b>
	\$	\$
At floating rates	80,436,701	83,436,008
	80,436,701	83,436,008

# Notes to the Financial Statements

For the financial year ended 30 September 2021

## 21 Bank Borrowings (Cont'd)

### Bank loans

At the reporting date, the bank loan comprises of land loans and construction loans to finance the development property projects, fixed advance facilities and money market loan to finance working capital as well as commercial property loan to finance investment properties.

Bank loans are secured by:

- (i) Mortgages on property, plant and equipment (Note 4), investment properties (Note 6) and development properties (Note 14);
- (ii) Assignment of all rights, titles and benefits with respect to these properties;
- (iii) Corporate guarantee by the Company (Note 33);
- (iv) Assignment of performance bond, insurances, proceeds and construction contract;
- (v) Assignment of developer's rights and benefits in sale and purchase agreements; and
- (vi) Legal assignment of rental proceeds and charge over bank accounts into which rental proceeds shall be paid.

## 22 Trade and Other Payables

	The Group		The Company	
	2021	2020	2021	2020
	\$	\$	\$	\$
Trade payables	1,143,418	985,364	-	-
Other payables:				
- Third parties	2,280,181	251,723	26,116	41,075
- Subsidiaries	-	-	27,107,137	24,206,531
- Related parties	218,480	2,065,799	-	-
- Associates	7,459,911	8,909,911	-	-
Advances/deposits received	231,744	222,440	-	-
Accrued operating expenses	2,206,959	3,004,412	153,393	117,957
	13,540,693	15,439,649	27,286,646	24,365,563

Trade and other payables have credit terms of between 30 to 90 (2020 - 30 to 90) days.

The non-trade amounts due to subsidiaries, related parties and associates, comprising mainly advances, are unsecured, interest-free and repayable on demand.

Related parties refer to an executive director of the Group and entities controlled by an executive director of the Group.

Refer to Note 35 for details of foreign currencies risks and liquidity risks exposures.

# Notes to the Financial Statements

For the financial year ended 30 September 2021

## 23 Other Operating Income

<b>The Group</b>	<b>2021</b>	<b>2020</b>
	<b>\$</b>	<b>\$</b>
Dividend income from financial assets, at FVTPL	125	2,974
Project management fee	2,210,000	-
Fair value gain on investment properties (Note 6)	1,577,000	-
Forfeiture of deposit	5,044	-
Government grants	762,242	721,854
Waiver of amount due to associates	1,550,659	-
Others	39,310	20,301
	6,144,380	745,129

Included in government grants are \$620,384 (2020 - \$366,855) which are related to the Singapore job support scheme.

Project management fee of \$2,210,000 (2020 - \$Nil) relates to income from associate.

## 24 Finance Income

<b>The Group</b>	<b>2021</b>	<b>2020</b>
	<b>\$</b>	<b>\$</b>
Interest income on bank balances	17,048	1,196

## 25 Finance Costs

<b>The Group</b>	<b>2021</b>	<b>2020</b>
	<b>\$</b>	<b>\$</b>
Interest expense on:		
- Lease liabilities	8,740	6,678
- Borrowings	1,371,701	1,269,934
	1,380,441	1,276,612

# Notes to the Financial Statements

For the financial year ended 30 September 2021

## 26 Profit/(Loss) Before Taxation

The following items have been included in arriving at profit/(loss) before taxation:

<b>The Group</b>	<b>Note</b>	<b>2021</b> \$	<b>2020</b> \$
Audit fees paid/payable to the auditors of the Company		97,274	141,549
Cost of sales of development properties (excluding rental)		21,021,836	23,593,908
Depreciation of property, plant and equipment	4	162,523	246,229
Depreciation of right-of-use assets	5	54,820	44,447
Loss on disposal of property, plant and equipment		6,550	-
Loss on disposal of financial assets at FVTPL		1,209	7,280
Exchange loss, net		52,797	28,482
Rental expenses of short-term leases	20	34,915	111,850
Rental expenses of low value assets	20	4,363	2,915
Fair value (gain)/loss on financial assets at FVTPL		(2,683)	148,346
Fair value (gain)/loss on investment properties	6	(1,577,000)	86,900

## 27 Employee Benefit Expenses

<b>The Group</b>	<b>2021</b> \$	<b>2020</b> \$
Salaries and related costs	3,867,034	3,772,812
Contributions to defined contribution plans	466,288	393,787
	4,333,322	4,166,599
Included in:		
Cost of sales	974,493	429,911
Administrative expenses	3,049,198	3,531,912
Development properties	309,631	204,776
	4,333,322	4,166,599



# Notes to the Financial Statements

For the financial year ended 30 September 2021

## 28 Income Tax

The Group	2021 \$	2020 \$
<b>Current tax expense</b>		
Current year	195,747	-
Adjustment for prior years	-	(3,705)
	195,747	(3,705)
<b>Deferred tax expense</b>		
Origination and reversal of temporary differences	(158,856)	-
	(158,856)	-
Tax expense / (credit)	36,891	(3,705)

The income tax (credit)/expense on profit for the financial year varies from the amount of income tax determined by applying the Singapore standard rate of income tax to (loss)/profit before taxation due to the following factors:

The Group	2021 \$	2020 \$
Profit/(Loss) before taxation	1,127,363	(3,591,636)
Tax at statutory rate of 17% (2020 - 17%)	191,651	(610,578)
Tax effect on non-deductible expenses	99,295	193,655
Tax effect of results of associates, net of tax	656,693	223,934
Tax effect on non-taxable income	(397,671)	(80,265)
Effect of different tax rate in foreign jurisdictions	33,833	(10,092)
Tax credit, exemption and rebate	(8,243)	(1,955)
Deferred tax benefits on tax losses not recognised	-	345,233
Utilisation of tax benefits previously not recognised	(538,667)	(59,932)
Adjustments for prior year tax	-	(3,705)
Tax (credit)/expense	36,891	(3,705)

Expenses not deductible for tax purposes relate mainly to depreciation of assets, fair value losses on investment properties and other disallowed expenses related to investment holding companies.

Income not subject to tax relate mainly to government grants and fair value gain on investment properties.

### Unrecognised deferred tax assets

As at 30 September 2021, the Group has unutilised tax losses amounting to approximately \$11,323,580 (2020 - \$12,505,428). The tax losses do not expire and can be carried forward to offset future taxable profits subject to compliance with tax regulations.

### Unrecognised deferred tax liabilities

As at 30 September 2021, the aggregate amount of undistributed earnings of subsidiaries amounted to \$260,280 (2020 - \$277,379) which is equivalent to the deferred tax liabilities of \$13,014 (2020 - \$13,869) that have not been recognised. No liability has been recognised because the Group is in a position to control the timing of the reversal of the temporary differences and it is probable that such differences will not reverse in the foreseeable future.

# Notes to the Financial Statements

For the financial year ended 30 September 2021

## 29 Earnings Per Share

<b>The Group</b>	<b>2021</b>	<b>2020</b>
Profit/(Loss) attributable to owners of the Company (\$)	1,027,505	(3,572,326)
Weighted average number of ordinary shares issued used in the calculation of basic earnings per share	359,989,475	360,099,672
<i>Basic and diluted earnings/(loss) (cents per share)</i>	0.29	(0.99)

The basic and diluted earnings/(loss) per share are the same as there were no potentially dilutive ordinary shares in issue as at 30 September 2021 and 30 September 2020.

## 30 Significant Related Party Transactions

### (A) Related party transactions

<b>The Group</b>	<b>2021</b>	<b>2020</b>
	<b>\$</b>	<b>\$</b>
<u>With associate</u>		
Management fee income	2,210,000	-
<u>With related party</u>		
- Project referral expense*	150,000	-

\* The related party is a major shareholder of associates

### (B) Employee benefits of directors and key management personnel

<b>The Group</b>	<b>2021</b>	<b>2020</b>
	<b>\$</b>	<b>\$</b>
Short-term employee benefits	1,996,536	1,965,710
Contributions to defined contribution plans	178,885	174,451
	2,175,421	2,140,161
Comprised amounts paid/payable to:		
Directors of the Company*	1,490,160	1,540,160
Key management personnel	685,261	600,001
	2,175,421	2,140,161

\* includes directors' fees of 2021 - \$180,000 (2020 - \$230,000)

# Notes to the Financial Statements

For the financial year ended 30 September 2021

## 31 Commitments

### 31.1 Capital commitments

At the reporting date, the Group had the following capital commitments:

<b>The Group</b>	<b>2021</b>	<b>2020</b>
	<b>\$</b>	<b>\$</b>
<u>For completion of property acquisitions</u>		
3 Hillside Terrace, Singapore	1,748,000	-
1375,1377,1379,1381 & 1381A Serangoon Road, Singapore	15,200,000	-
	16,948,000	-

## 32 Lease

*Where the Group is the lessee,*

### Motor vehicle

The Group leases motor vehicle for operation purposes.

This motor vehicle is recognised within the Group's right-of-use assets (Note 5)

The Group makes monthly lease payments for the use of motor vehicle.

There are no externally imposed covenants on these lease arrangements.

*Where the Group is the lessor,*

<b>The Group</b>	<b>2021</b>	<b>2020</b>
	<b>\$</b>	<b>\$</b>
Not later than one year	624,800	740,024
Later than one year and not later than five years	122,697	313,346
Later than five years	-	-
	747,497	1,053,370

The leases on the Group's investment properties expire between November 2021 and September 2023.

These leases are classified as operating lease because the risk and rewards incidental to ownership of the assets are not substantially transferred. The unguaranteed residual values do not represent a significant risk for the Group, as they relate to properties which are located in locations with constant increase in value over the last 5 years. The Group has not identified any indications that this situation will change.

# Notes to the Financial Statements

For the financial year ended 30 September 2021

## 33 Corporate Guarantees

As at 30 September 2021, the Company has provided guarantees to banks in respect of credit facilities granted to subsidiaries amounting to \$86,567,293 (2020 - \$93,944,264), of which \$80,436,701 (2020 - \$83,436,008) has been drawn down.

As at 30 September 2021, the Company has also provided guarantees to banks in respect of credit facilities granted to an associate of which the Group's maximum share at 17% is \$28,466,157 (2020 - \$38,853,271).

At the reporting date, the Company does not consider it probable that a claim will be made against the Company under the intra-group financial guarantees. The fair value of these corporate guarantees is estimated to be insignificant as the borrowings are fully collateralised by the related mortgaged properties and the subsidiaries have the ability to generate sufficient cash flows from their operations to repay the borrowings.

## 34 Segment Information

### Reporting format

The Group's primary format for segment reporting is based on business segments. The business segments are determined based on the Group's management and internal reporting structure. Geographical segment is not presented as the Group operates predominantly in Singapore. The revenue for the financial year ended 30 September 2021 and 2020 are largely earned in Singapore.

The Group's reportable segments are as follows:

- (i) Property development segment - developing properties for sale
- (ii) Construction segment - constructing residential and commercial properties
- (iii) Property investment segment - investing in properties to earn rentals and for capital appreciation
- (iv) Others - comprising mainly corporate office functions and investment in shares

Performance is measured based on segment profit before income tax as management believes that such information is the most relevant in evaluating the results of the segments. Segment results include items directly attributable to a segment as well as those that can be allocated on a reasonable basis. Inter-segment transactions are determined on mutually agreed terms. Certain assets of the Group are shared between the different segments. There is no reasonable basis to allocate such assets and liabilities of the Group between the different segments, and accordingly the assets and liabilities of the Group are disclosed as unallocated in the segment report.

# Notes to the Financial Statements

For the financial year ended 30 September 2021

## 34 Operating Segments (Cont'd)

	Property development		Construction		Property investment		Others		Total	
	2021	2020	2021	2020	2021	2020	2021	2020	2021	2020
	\$	\$	\$	\$	\$	\$	\$	\$	\$	\$
Revenue and other operating income	24,628,149	26,105,400	3,712,164	3,312,527	915,433	848,124	6,144,380	745,129	35,400,126	31,011,180
Less: Elimination	-	-	(3,679,892)	(3,282,982)	-	-	-	-	(3,679,892)	(3,282,982)
Segment result	24,628,149	26,105,400	32,272	29,545	915,433	848,124	6,144,380	745,129	31,720,234	27,728,198
Share of results of associates	3,203,295	2,491,891	(20,048)	(41,410)	(249,973)	(664,299)	5,965,213	589,503	8,898,487	2,375,685
Unallocated expenses	(3,862,901)	(1,317,257)	-	-	-	-	-	-	(3,862,901)	(1,317,257)
Results from operating activities									(3,925,371)	(4,651,260)
Unallocated interest income									1,110,215	(3,592,832)
Profit/(Loss) before taxation									17,048	1,196
Taxation									1,127,263	(3,591,636)
Profit/(Loss) for the year									(36,891)	3,705
									1,090,372	(3,587,931)
<u>Other segment information:</u>										
Cost of sales of development properties (excluding rental)	(21,021,836)	(23,593,908)	-	-	-	-	-	-	(21,021,836)	(23,593,908)
Waiver of amount to associates	1,550,659	-	-	-	-	-	-	-	1,550,659	-
Project management fee	2,210,000	-	-	-	-	-	-	-	2,210,000	-
Loss on disposal of financial assets, at fair value through profit or loss	-	-	-	-	-	-	(1,209)	(7,280)	(1,209)	(7,280)
Loss on disposal of property, plant and equipment	-	-	(6,550)	-	-	-	-	-	(6,550)	-
Fair value gain/(loss) on investment properties	-	-	-	-	1,577,000	(86,900)	-	-	1,577,000	(86,900)
Gain/(Loss) on change in fair value of financial assets, at fair value through profit or loss	-	-	-	-	-	-	2,683	(148,346)	2,683	(148,346)

# Notes to the Financial Statements

For the financial year ended 30 September 2021

## 34 Operating Segments (Cont'd)

	Property development		Construction revenue		Property investment		Others		Total	
	2021	2020	2021	2020	2021	2020	2021	2020	2021	2020
	\$	\$	\$	\$	\$	\$	\$	\$	\$	\$
Additions to property, plant and equipment										
- allocated	11,075	60,583	81,268	23,549	-	-	-	-	92,343	84,132
- unallocated	-	-	-	-	-	-	-	-	37,245	-
Additions to investment properties	11,075	60,583	81,268	23,549	-	-	-	-	129,588	84,132
Depreciation of property, plant and equipment						12,548				12,548
- allocated	911	23,549	57,004	23,549	-	-	-	-	57,915	246,229
- unallocated	-	-	-	-	-	-	-	-	104,608	-
Depreciation of right-of-use assets	911	23,549	57,004	23,549					162,523	246,229
- allocated	-	-	11,343	-	-	-	-	-	11,343	44,447
- unallocated	-	-	-	-	-	-	-	-	43,477	-
Assets and liabilities									54,820	44,447
Segment assets	247,321,662	259,207,789	867,789	769,522	92,783,355	91,726,497	-	-	340,972,806	351,703,808
Unallocated assets	-	-	-	-	-	-	-	-	8,844,965	4,491,477
Total assets	247,321,662	259,207,789	867,789	769,522	92,783,355	91,726,497	-	-	349,817,771	356,195,285
Segment liabilities	45,519,092	53,688,439	2,043,767	2,539,110	32,250,744	28,621,496	-	-	79,813,603	84,849,045
Unallocated liabilities	-	-	-	-	-	-	-	-	24,658,296	23,971,085
Total liabilities	45,519,092	53,688,439	2,043,767	2,539,110	32,250,744	28,621,496	-	-	104,471,899	108,820,130

# Notes to the Financial Statements

For the financial year ended 30 September 2021

## 34 Operating Segments (Cont'd)

Reconciliations:

(1) Segment result

A reconciliation of segment result to profit before taxation is as follows:

<b>The Group</b>	<b>2021</b>	<b>2020</b>
	<b>\$</b>	<b>\$</b>
Segment result	8,898,487	2,375,685
Share of results of associates	(3,862,901)	(1,317,257)
Administrative expenses	(3,925,371)	(4,651,260)
Finance income	17,048	1,196
Profit/(Loss) before taxation	1,127,263	(3,591,636)

(2) Segment assets

Reportable segments' assets are reconciled to total assets as follows:

<b>The Group</b>	<b>2021</b>	<b>2020</b>
	<b>\$</b>	<b>\$</b>
Segment assets	340,972,806	351,703,808
Property, plant and equipment	370	478
Trade and other receivables	608,026	160,395
Financial assets, at FVTPL	90,550	94,424
Cash and cash equivalents	8,146,019	4,236,180
Total assets	349,817,771	356,195,285

(3) Segment liabilities

Reportable segments' liabilities are reconciled to total liabilities as follows:

<b>The Group</b>	<b>2021</b>	<b>2020</b>
	<b>\$</b>	<b>\$</b>
Segment liabilities	79,813,602	84,849,045
Trade and other payables	7,389,430	6,873,533
Lease liabilities	268,867	97,552
Borrowings	17,000,000	17,000,000
Total liabilities	104,471,899	108,820,130

### Unallocated other income and expenses

There is no reasonable basis to allocate foreign exchange loss, interest income, general finance cost and income tax expense to the different segments, and accordingly these items have been disclosed as unallocated income and unallocated costs. Unallocated costs also include administrative expenses of the Company, dormant subsidiaries and subsidiaries which are engaged in more than one business segments. There is no reasonable basis to allocate such administrative expenses to the respective segments.

# Notes to the Financial Statements

For the financial year ended 30 September 2021

## 34 Operating Segments (Cont'd)

### Geographical segment

The following table presents revenue and total non-current assets information based on the geographical location of customers and assets:

	Singapore	Malaysia	Total
The Group	\$	\$	\$
<b>2021</b>			
External revenue	25,519,534	56,320	25,575,854
Non-current assets excluding deferred tax assets and financial instruments	79,643,536	20,950,407	100,593,943
Deferred tax assets	154,744		154,744
Financial assets, at FVOCI	8,730,000	-	8,730,000
Total non-current assets	88,528,280	20,950,407	109,478,687
<b>2020</b>			
External revenue	26,930,520	52,549	26,983,069
Non-current assets excluding deferred tax assets and financial instruments	81,733,618	21,259,317	102,992,935
Financial assets, at FVOCI	8,769,000	-	8,769,000
Total non-current assets	90,502,618	21,259,317	111,761,935

Revenue of approximately \$23,050,904 (2020 - \$26,105,400) are derived from nine external customers (2020 - eight). These revenues are attributable to the Singapore property development segment.

## 35 Financial Risk Management

The Company's and the Group's overall risk management programme focuses on the unpredictability of financial markets and seeks to minimise adverse effects from the unpredictability of financial markets on the Company's and the Group's financial performance. The key financial risks include foreign currency risk, credit risk, market price risk, interest rate risk, liquidity risk and cash flow risk. The Company's and the Group's overall risk management strategy seeks to minimise adverse effects from these financial risks on the Company's and the Group's financial performance. The Company's and the Group's overall risk management policy is to ensure adequate financial resources are available for the development of the Company's and the Group's business whilst managing the risk.

The Company's and the Group's risk management is carried out by the board of directors. The Company and the Group do not hold or issue derivative financial instruments for trading purposes or to hedge against fluctuations, if any, in interest rates and foreign exchange.

There has been no change to the Company's and the Group's exposure to these financial risks and the manner in which they manage and measure the risks.



# Notes to the Financial Statements

For the financial year ended 30 September 2021

## 35 Financial Risk Management (Cont'd)

### **Accounting classification of financial assets and financial liabilities**

The carrying amounts of financial assets and financial liabilities in each category at the reporting date are as follows:

	The Group		The Company	
	2021	2020	2021	2020
	\$	\$	\$	\$
<b>Financial assets at fair value through other comprehensive income</b>	8,730,000	8,769,000	-	-
<b>Financial assets at fair value through profit or loss</b>	90,550	94,424	-	-
<b>Financial assets at amortised cost</b>				
Trade and other receivables <sup>#</sup>	18,821,311	16,006,287	67,254,859	65,934,010
Contract assets	5,299,832	364,100	-	-
Cash and cash equivalents	8,146,019	4,236,180	3,872,155	2,067,723
	32,267,162	20,606,567	71,127,014	68,001,733
<b>Financial liabilities at amortised cost</b>				
Trade and other payables <sup>##</sup>	13,308,949	15,217,209	27,286,646	24,365,563
Lease liabilities	268,867	97,552	-	-
Bank borrowings	80,436,701	83,436,008	-	-
	94,014,517	98,750,769	27,286,646	24,365,563

# Exclude prepayments

## Exclude deposits received

### **Credit risk**

Credit risk refers to the risk that one party to a financial instrument will fail to discharge an obligation and cause the Group or the Company to incur a financial loss. The Group's exposure to credit risk arises primarily from cash and cash equivalents, trade and other receivables and contract assets.

The Group's and the Company's objectives are to seek continual growth while minimising losses arising from credit risk exposure. For trade receivables, the Group adopts the policy of dealing only with customers of appropriate credit history, and obtaining sufficient security where appropriate to mitigate credit risk. The Group closely monitors and avoids any significant concentration of credit risk on any of its development properties sold. Contractual deposits are collected and scheduled progress payments are received from the buyers when due. Title to properties is only transferred upon full settlement. In addition, receivable balances and payment profile of the debtors are monitored on an on-going basis with the result that the Group's exposure to bad debts is not significant. For other financial assets, the Group adopts the policy of dealing only with high credit quality counterparties.

The Group and the Company establish an allowance for impairment that represents their estimates of incurred losses in respect of trade and other receivables and contract assets. The allowance account in respect of these assets is used to record impairment losses unless the Group is satisfied that no recovery of the amount owing is possible. At that point, the financial asset is considered irrecoverable and the amount charged to the allowance account is written off against the carrying amount of the impaired financial asset.

# Notes to the Financial Statements

For the financial year ended 30 September 2021

## 35 Financial Risk Management (Cont'd)

### Credit risk (Cont'd)

At the reporting date except as disclosed in Note 12, no allowances for impairment is necessary in respect of trade and other receivables past due and not past due.

#### Significant concentrations of credit risk

At the reporting date there is no significant concentration of credit risk. The maximum exposure to credit risk is represented by the carrying amount of each financial asset.

Concentrations of credit risk exist when changes in economic, industry or geographic factors similarly affect groups of counterparties whose aggregate credit exposure is significant in relation to the Group's and the Company's total credit exposure. As at 30 September 2021 and 30 September 2020, the Group and the Company do not have any significant concentrations of credit risk.

#### Exposure to credit risk

The maximum exposure to credit risk is as follows:

<b>The Group</b>	<b>2021</b>	<b>2020</b>
	<b>\$</b>	<b>\$</b>
<b>Financial assets</b>		
Trade and other receivables <sup>#</sup>	18,821,311	16,006,287
Cash and cash equivalents	8,146,019	4,236,180
	26,967,330	20,242,467

<sup>#</sup> Exclude prepayments

<b>The Company</b>	<b>2021</b>	<b>2020</b>
	<b>\$</b>	<b>\$</b>
<b>Financial assets</b>		
Other receivables <sup>*</sup>	67,254,859	65,934,010
Cash and cash equivalents	3,872,155	2,067,723
	71,127,014	68,001,733

<sup>#</sup> Exclude prepayments

The Group's and Company major classes of financial assets are cash and cash equivalents, trade and other receivables (excluding prepayments) and contract assets.

# Notes to the Financial Statements

For the financial year ended 30 September 2021

## 35 Financial Risk Management (Cont'd)

### Credit risk (Cont'd)

Exposure to credit risk (Cont'd)

The tables below detail the credit quality of the Group's and the Company's debtors, as well as the maximum exposure to credit risk by credit risk rating grades:

The Group	Internal credit rating	12-month/ Lifetime ECL	Gross carrying amount \$	Loss allowance \$	Net carrying amount \$
<b>At 30 September 2021</b>					
Trade and other receivables <sup>#</sup>	(1)	12-month ECL	18,821,311	-	18,821,311
Contract assets	(2)	12-month ECL	5,299,832	-	5,299,832
			24,121,143	-	24,121,143

# Exclude prepayments and non-refundable deposits

The tables below detail the credit quality of the Group's and the Company's debtors, as well as the maximum exposure to credit risk by credit risk rating grades:

The Group	Internal credit rating	12-month/ Lifetime ECL	Gross carrying amount \$	Loss allowance \$	Net carrying amount \$
<b>At 30 September 2020</b>					
Trade and other receivables <sup>#</sup>	(1)	12-month ECL	16,006,287	-	16,006,287
Contract assets	(2)	12-month ECL	364,100	-	364,100
			16,370,387	-	16,370,387

# Exclude prepayments

The Company	Internal credit rating	12-month/ Lifetime ECL	Gross carrying amount \$	Loss allowance \$	Net carrying amount \$
<b>At 30 September 2021</b>					
Other receivables <sup>#</sup>	(1)	12-month ECL	70,515,909	(3,261,050)	67,254,859

The Company	Internal credit rating	12-month/ Lifetime ECL	Gross carrying amount \$	Loss allowance \$	Net carrying amount \$
<b>At 30 September 2020</b>					
Other receivables <sup>#</sup>	(1)	12-month ECL	67,213,009	(1,278,999)	65,934,010

# Exclude prepayments

# Notes to the Financial Statements

For the financial year ended 30 September 2021

## 35 Financial Risk Management (Cont'd)

### Credit risk (Cont'd)

#### Exposure to credit risk (Cont'd)

##### (1) Trade and other receivables

The Company and the Group apply the SFRS(I) 9 simplified approach to measuring expected credit losses which uses a 12-month expected loss allowance for trade and other receivables. To measure the expected credit losses, trade receivables have been grouped based on shared credit risk characteristics and the days past due. The expected loss rates are based on the historical credit loss experiences. The historical loss rates are adjusted to reflect current and forward-looking information on macroeconomic factors affecting the ability of the customers to settle the receivables. The Company and the Group have identified the Gross Domestic Product of Singapore, the country in which it operates to be the most relevant factors and accordingly adjusts the historical loss rates based on expected changes in these factors.

Trade receivables relate to the collection of payment from customers. The credit risks relating to balances pending payment from customers are not deemed to be significant based on the external credit ratings of the counterparties.

Trade receivables are written off when there is no reasonable expectation of recovery. Impairment losses on trade receivables are presented as net impairment losses within other operating expenses. Subsequent recoveries of amounts previously written off are credited against the same line item.

The loans to and amounts due from related parties, subsidiaries and associates are considered to have low credit risk. As the Group has control or significant influence over the operating, investing and financing activities of these entities. The use of loans and advances to assist with the related parties, associates and subsidiaries' cash flow management is in line with the Group capital management. There has been no significant increase in the credit risk of the amounts due from related parties, associates and subsidiaries since initial recognition. In determining the ECL, management has taken into account the finances and business performance of the related parties, associates and subsidiaries, and a forward-looking analysis of the financial performance of investments and projects undertaken by the related parties, associates and subsidiaries.

Management has assessed that the Group is not exposed to significant credit loss in respect of the amounts due from the related parties, associates and subsidiaries. During the year ended 30 September 2021, the Company has assessed and decided to impair the amount due from a subsidiary of \$Nil (2020 - \$1,278,999) as the balance is not recoverable.

##### (2) Contract assets

Loss allowance for contract assets is measured at an amount equal to lifetime ECL, similar to that for trade receivables.

Consideration receivable for work performed (net of progress billings to be billed to purchasers of development properties) is recognised as contract assets.

At the reporting date, no provision for loss allowance was required.

# Notes to the Financial Statements

For the financial year ended 30 September 2021

## 35 Financial Risk Management (Cont'd)

### Credit risk (Cont'd)

Exposure to credit risk (Cont'd)

(2) Contract assets (Cont'd)

#### **Financial assets that are neither past due nor impaired**

Trade and other receivables that are neither past due nor impaired are creditworthy companies or individuals with a good payment record with the Group and the Company.

#### **Financial assets that are past due but not impaired**

There is no other class of financial assets that is past due but not impaired except for trade and other receivables.

#### **Cash and cash equivalents**

Cash is placed with financial institutions which are regulated and have good credit ratings. Impairment on cash and cash equivalents has been measured on the 12-month expected loss basis and reflects the short maturities of the exposures. The Group considers that its cash and cash equivalents have low credit risk based on the external credit ratings of the counterparties. The amount of the allowance on cash and cash equivalents is negligible.

An ageing analysis of trade receivables at the reporting date is as follows:

	The Group		The Company	
	2021	2020	2021	2020
	\$	\$	\$	\$
Not past due	1,361,911	104,568	-	-
Past due 0 - 30 days	11,115	4,727	-	-
Past due 31 - 60 days	12,701	22,683	-	-
Past due over 60 days	107,416	122,156	-	-
	1,493,143	254,134	-	-

An ageing analysis of amounts due from subsidiaries (gross before impairment loss) at the reporting date is as follows:

	2021	2020
	\$	\$
<b>The Company</b>		
Not past due	70,514,359	67,211,459
Past due 0 - 30 days	-	-
Past due 31 - 60 days	-	-
Past due over 60 days	-	-
	70,514,359	67,211,459

# Notes to the Financial Statements

For the financial year ended 30 September 2021

## 35 Financial Risk Management (Cont'd)

### Liquidity risk

Liquidity risk is the risk that the Group will encounter difficulty in raising funds to meet commitments associated with financial instruments that are settled by delivering cash or another financial asset. Liquidity risk may result from an inability to sell a financial asset quickly at close to its fair value.

The Group's exposure to liquidity risk arises primarily from mismatches of the maturities of financial assets and liabilities. As part of its overall prudent liquidity management, the Group maintains sufficient level of cash to meet its working capital requirement.

The table below analyses the maturity profile of the Company's and the Group's financial liabilities based on contractual undiscounted cash flows:

	Carrying amount \$	Contractual undiscounted cash flows			
		Total	Less than 1 year	Between 2 and 5 years	Over 5 years
		\$	\$	\$	\$
<b>The Group</b>					
<b>At 30 September 2021</b>					
Trade and other payables*	13,308,949	13,308,949	13,308,949	-	-
Lease liabilities	268,867	317,506	61,012	203,347	53,147
Bank borrowings	80,436,701	79,886,213	40,562,963	18,686,450	20,636,800
	94,014,517	93,512,668	53,932,924	18,889,797	20,689,947

\* exclude deposits received

The table below analyses the maturity profile of the Company's and the Group's financial liabilities based on contractual undiscounted cash flows:

	Carrying amount \$	Contractual undiscounted cash flows			
		Total	Less than 1 year	Between 2 and 5 years	Over 5 years
		\$	\$	\$	\$
<b>The Group</b>					
<b>At 30 September 2020</b>					
Trade and other payables*	15,217,209	15,217,209	15,217,209	-	-
Lease liabilities	97,552	115,507	41,688	73,819	-
Bank borrowings	83,436,008	86,050,318	47,546,944	22,822,201	15,681,173
	98,750,769	101,383,034	62,805,841	22,896,020	15,681,173

# Notes to the Financial Statements

For the financial year ended 30 September 2021

## 35 Financial Risk Management (Cont'd)

### Liquidity risk (Cont'd)

	Carrying amount \$	Contractual undiscounted cash flows			
		Total \$	Less than 1 year \$	Between 2 and 5 years \$	Over 5 years \$
<b>The Company</b>					
<b>At 30 September 2021</b>					
Trade and other payables	27,286,646	27,286,646	27,286,646	-	-
Financial guarantee contracts	90,601,264	90,601,264	90,601,264	-	-
At 30 September 2020					
Trade and other payables	24,365,563	24,365,563	24,365,563	-	-
Financial guarantee contracts	93,944,264	93,944,264	93,944,264	-	-

\* exclude deposits received

The Group and the Company ensure that there are adequate funds to meet all their obligations in a timely and cost-effective manner.

### Interest rate risk

Interest rate risk is the risk that the fair value or future cash flows of the Group's and the Company's financial instruments will fluctuate because of changes in market interest rates.

The Group's exposure to interest rate risk arises from its variable rate bank loans.

#### Cash flow sensitivity analysis for variable rate instruments

A change of 10 basis points (bp) in interest rates on variable rate borrowings at the reporting date would have increased/decreased profit or loss before tax and equity by the amounts shown below.

The magnitude represents management's assessment of the likely movement in interest rates under normal economic conditions. This analysis has not taken into account the associated tax effects and assumes that all other variables, in particular foreign currency rates, remain constant.

	Profit/(Loss) before tax increase/(decrease)		Equity increase/(decrease)	
	(10 bp increase) \$	(10 bp increase) \$	(10 bp increase) \$	(10 bp increase) \$
<b>The Group</b>				
<b>At 30 September 2021</b>				
Bank loans	(80,437)	80,437	(80,437)	80,437
At 30 September 2020				
Bank loans	(83,436)	83,436	(83,436)	83,436

# Notes to the Financial Statements

For the financial year ended 30 September 2021

## 35 Financial Risk Management (Cont'd)

### Currency risk

Currency risk is the risk that the value of a financial instrument will fluctuate due to changes in foreign exchange rates. Currency risk arises when transactions are dominated in foreign currencies.

The Group is exposed to currency risk on financial assets and financial liabilities that are denominated in a currency other than the respective functional currencies of Group entities. The currency giving rise to this risk is primarily the United States Dollar and Malaysian Ringgit. All of the Company's financial assets and financial liabilities are denominated in Singapore Dollar.

The Group does not use derivative financial instruments to protect against the volatility associated with foreign currency transactions. Exposure to foreign currency risk is monitored on an on-going basis and the Group endeavours to keep the net exposure at an acceptable level.

<b>The Group</b>	<b>RM</b>	<b>USD</b>
	<b>\$</b>	<b>\$</b>
<b>At 30 September 2021</b>		
<b>Financial assets</b>		
Trade and other receivables	54,736	4,202,763
Cash and cash equivalents	38,273	-
<b>Financial liabilities</b>		
Trade and other payables*	(1,406,392)	(1,500)
Net financial assets	(1,313,383)	4,201,263
<b>At 30 September 2020</b>		
<b>Financial assets</b>		
Trade and other receivables	54,124	4,202,763
Cash and cash equivalents	39,021	-
<b>Financial liabilities</b>		
Trade and other payables*	(1,441,988)	(1,969)
Net financial assets	(1,348,843)	4,200,794

\* exclude deposits received



# Notes to the Financial Statements

For the financial year ended 30 September 2021

## 35 Financial Risk Management (Cont'd)

### Currency risk (Cont'd)

#### Sensitivity analysis for foreign currency risk

A 5% strengthening of the United States Dollar and Malaysian Ringgit against the functional currency of each of the Group's entities at the reporting date held by the Group and the Company would increase/(decrease) profit or loss before tax by the amounts shown below. This analysis is based on foreign currency exchange rate variances that the Group considered to be reasonably possible at the reporting date. A weakening of the United States Dollar and Malaysian Ringgit would have the equal but opposite effect. This analysis has not taken into account the associated tax effects and assumes that all other variables, in particular interest rates, remain constant.

	2021		2020	
	Profit before tax increase/ (decrease)	Equity increase/ (decrease)	Loss before tax increase/ (decrease)	Equity increase/ (decrease)
<b>The Group</b>	\$	\$	\$	\$
United States Dollar strengthens 5% (2020 - 5%)	210,063	210,063	(209,906)	209,906
Malaysian Ringgit strengthens 5% (2020 - 5%)	(65,669)	(65,669)	67,442	(67,442)

### Market price risk

Market price risk is the risk that the fair value or future cash flows of the Group's financial instruments will fluctuate because of changes in market prices.

Market price risk arises from quoted investments which are classified as financial assets at fair value through profit or loss.

#### Market price sensitivity analysis

A 3% increase/decrease in prices these investments at the reporting date would result in an increase/decrease in the Group's profit net of tax by \$2,717 (2020 - \$2,833), arising as a result of higher/lower fair value gains on financial assets at fair value through profit or loss.

# Notes to the Financial Statements

For the financial year ended 30 September 2021

## 36 Capital Management

The Group's and the Company's objectives when managing capital are:

- (a) To safeguard the Group's and the Company's ability to continue as a going concern;
- (b) To support the Group's and the Company's stability and growth;
- (c) To provide capital for the purpose of strengthening the Group's and the Company's risk management capability; and
- (d) To provide an adequate return to shareholders.

The Group and the Company review and manage their capital structures to ensure optimal capital structure and shareholder returns, taking into consideration the future capital requirements of the Group and the Company and capital efficiency, prevailing and projected profitability, projected operating cash flows, projected capital expenditures and projected strategic investment opportunities. The Group and the Company currently do not adopt any formal dividend policy.

Management monitors capital based on net gearing ratio. Net gearing ratio is calculated as net external debt divided by equity. Net external debt is calculated as borrowings less cash and cash equivalents.

There were no changes in the Group's and the Company's approach to capital management during the year.

	The Group		The Company	
	2021	2020	2021	2020
	\$	\$	\$	\$
Lease liabilities	268,867	97,552	-	-
Bank borrowings	80,436,701	83,436,008	-	-
Borrowings	80,705,568	83,533,560	-	-
Cash and cash equivalents	(8,146,019)	(4,236,180)	(3,872,155)	(2,067,723)
Net debt	72,559,549	79,297,380	(3,872,155)	(2,067,723)
Equity	192,393,181	193,846,466	53,626,059	54,377,840
Capital net debt ratio	38%	41%	n.m	n.m

The Group and the Company are not subject to externally imposed capital requirements other than as disclosed.

# Notes to the Financial Statements

For the financial year ended 30 September 2021

## 37 Fair Value Measurement

### **Definition of fair value**

SFRS(I)s define fair value as the price that would be received to sell an asset or paid to transfer a liability in an orderly transaction between market participants at the measurement date.

### **Fair value hierarchy**

The Group classifies fair value measurement using a fair value hierarchy that reflects the significance of the inputs used in making the measurements. The fair value hierarchy has the following levels:

- (a) Level 1 - Quoted prices (unadjusted) in active markets for identical assets or liabilities;
- (b) Level 2 - Inputs other than quoted prices included within Level 1 that are observable for the asset or liability, either directly (i.e. as prices) or indirectly (i.e. derived from prices); and
- (c) Level 3 - Inputs for the assets or liability that are not based on observable market data (unobservable inputs).

### **Fair values of financial instruments**

The following table shows the levels within the hierarchy of financial assets and liabilities measured at fair value on a recurring basis:

The Group	Level 1 \$	Level 2 \$	Level 3 \$	Total \$
<b>30 September 2021</b>				
Financial assets, at FVOCI (Note 9)	-	-	8,730,000	8,730,000
Financial assets, at FVTPL (Note 15)	90,550	-	-	90,550
	90,550	-	8,730,000	8,820,550
The Group	Level 1 \$	Level 2 \$	Level 3 \$	Total \$
<b>30 September 2020</b>				
Financial assets, at FVOCI (Note 9)	-	-	8,769,000	8,769,000
Financial assets, at FVTPL (Note 15)	94,424	-	-	94,424
	94,424	-	8,769,000	8,863,424

# Notes to the Financial Statements

For the financial year ended 30 September 2021

## 37 Fair Value Measurement (Cont'd)

### **Fair value measurement of financial assets**

#### **Financial assets, at FVOCI (Note 9)**

The fair values of financial assets, at FVOCI are estimated using the adjusted net asset method for the financial years ended 30 September 2021 and 2020, which estimates the equity value by adjusting the book value of assets and liabilities to reflect their current market value.

The fair value of financial assets, at FVOCI included in Level 3, is determined as follows:

<b>Valuation technique</b>	<b>Significant unobservable inputs</b>	<b>Inter-relationship between key unobservable inputs and fair value measurement</b>	<b>Sensitivity of the fair value measurement to input</b>
Fair value adjusted net asset value	Control	The higher the control, the higher the fair value	An increase/(decrease) by 10% of the fair value would increase/(decrease) the carrying amount by \$873,000 (2020 - \$876,900)
	Liquidity	The higher the liquidity, the higher the fair value	
	Net assets of investee – land adjusted for factors specific to the revalued land including plot size, plot ratio, location, encumbrances and intended use	The higher the net assets of the investee, the higher the fair value.	

The reconciliation of the movement is disclosed in Note 9.

There were no transfers between Level 1 and Level 2 in 2021 or 2020.

### **Measurement of fair value**

The Group's finance team performs valuations of financial items for financial reporting purposes, including Level 3 fair values, in consultation with third party valuation specialist for complex valuations. Valuation techniques are selected based on the characteristics of each instrument, with the overall objective of maximizing the use of market-based information. The finance team reports directly to the chief financial officer (CFO) and to the audit committee. Valuation processes and fair value changes are discussed among the audit committee and the valuation team at least every year, in line with the Group's reporting dates.

### **Financial assets at fair value through profit or loss (Note 15)**

The fair value of financial instruments traded in active markets (such as financial assets at fair value through profit or loss) is based on quoted market prices at the end of the reporting period. The quoted market price used for financial assets held by the Group is the current bid price. These instruments are included in Level 1.

# Notes to the Financial Statements

For the financial year ended 30 September 2021

## 37 Fair Value Measurement (Cont'd)

### Lease liabilities (Note 20)

The carrying amounts of finance leases approximate their fair values as they bear interest at rates which approximate market rates for similar agreements.

### Bank borrowings (Note 21)

The carrying amounts of bank borrowings (current and non-current) whose interest rates are re-priced within 12 months are measured at amortised cost for which the fair value is disclosed in Note 21.

### Other financial assets and liabilities

The carrying amounts of financial assets and financial liabilities of less than one year including trade and other receivables (Note 12), cash and cash equivalents (Note 16), contract assets (Note 13) and trade and other payables, excluding advances/ deposits received, (Note 22) approximate their fair values because of the short period to maturity.

### Fair value measurement of non-financial assets

The Group	Level 1 \$	Level 2 \$	Level 3 \$	Total \$
<b>30 September 2021</b>				
Investment properties (Note 6)	-	-	90,804,005	90,804,005
	-	-	90,804,005	90,804,005
<b>30 September 2020</b>				
Investment properties (Note 6)	-	-	89,502,015	89,502,015
	-	-	89,502,015	89,502,015

### Investment properties (Note 6)

The Group obtains independent valuations for its investment properties at least annually and for its freehold land and building and leasehold building at least every year. At the end of each reporting period, the directors update their assessment of the fair value of each property, taking into account the most recent independent valuations. The directors determine a property's value within a range of reasonable fair value estimates.

The best evidence of fair value is current prices in an active market for similar properties. Where such information is not available, the directors consider information from a variety of sources including:

- current prices in an active market for properties of a different nature or recent prices of similar properties in less active markets, adjusted to reflect those differences (direct comparison method); or
- capitalised income projections based on a property's estimated net market income, and a capitalisation rate derived from an analysis of market evidence (income method).

All resulting fair value estimates for properties in 2021 and 2020 are included in Level 3.

# Notes to the Financial Statements

For the financial year ended 30 September 2021

## 37 Fair Value Measurement (Cont'd)

### Investment properties (Note 6) (Cont'd)

The fair value of investment properties included in Level 3 is determined as follows:

Valuation technique	Significant unobservable inputs	Range of inputs (probability-weighted average)	Inter-relationship between key unobservable inputs and fair value measurement
Direct comparison method	<ul style="list-style-type: none"> <li>Price per square feet</li> <li>Expected average rental growth</li> <li>Capitalisation rate</li> </ul>	<ul style="list-style-type: none"> <li>\$566 to \$2,156 per square feet</li> </ul>	<p>The estimated fair value would increase/ (decrease) if:</p> <ul style="list-style-type: none"> <li>Price per square feet was higher/(lower);</li> <li>Expected average rental growth was higher/(lower);</li> <li>Capitalisation rate was lower/(higher).</li> </ul>
Residual method	<ul style="list-style-type: none"> <li>Price per square feet</li> <li>Discount rate</li> </ul>	<ul style="list-style-type: none"> <li>\$94 per square feet</li> </ul>	<p>The estimated fair value would increase/ (decrease) if:</p> <ul style="list-style-type: none"> <li>Price per square feet was higher/ (lower);</li> <li>Discount rate was lower/ (higher).</li> </ul>

The reconciliation of the carrying amounts of investment properties is disclosed in Note 6.

## 38 Dividend

The Company	2021 \$	2020 \$
Tax-exempt dividends paid:		
Final dividend of 0.15 cent (2020 - 0.15 cent) per share in respect of previous financial year	540,030	540,314
Interim dividend of 0.075 cent (2020 - nil) per share in respect of current financial year	270,015	-
	810,045	540,314

At the Annual General Meeting, a final dividend of 0.075 (2020 - 0.15) Singapore cent per share and a special dividend of 0.075 (2020 - nil) Singapore cent per share for the financial year ended 30 September 2021 will be proposed. These financial statements do not reflect this dividend, which will be accounted for in shareholder's equity as an appropriation of retained earnings in the financial year ending 30 September 2022.

# Statistic of Shareholdings

As at 15 December 2021

Number of issued shares	:	394,066,518
Number of issued shares (excluding treasury shares)	:	359,467,018
Number/percentage of treasury shares	:	34,599,500 (9.63%)
Class of shares	:	Ordinary Shares
Voting rights	:	1 Vote Per Share

SIZE OF SHAREHOLDINGS	NO. OF SHAREHOLDERS	%	NO. OF SHARES	%
1 - 99	88	20.23	1,195	0.00
100 - 1,000	84	19.31	74,664	0.02
1,001 - 10,000	93	21.38	487,100	0.13
10,001 - 1,000,000	150	34.48	17,929,021	4.99
1,000,001 & above	20	4.60	340,975,038	94.86
<b>TOTAL</b>	<b>435</b>	<b>100.00</b>	<b>359,467,018</b>	<b>100.00</b>

TOP TWENTY SHAREHOLDERS AS AT 15 DECEMBER 2021	NO. OF SHARES	%
CITRINE CAPITAL PTE LTD	79,105,794	22.01
HONG LEONG FINANCE NOMINEES PTE LTD	56,500,000	15.72
KOH CHIN KIM	45,780,000	12.74
TAN CHEE TIONG	39,744,500	11.06
TAN CHEE BENG	27,795,000	7.73
TAN BEE BEE	21,840,700	6.08
PHILLIP SECURITIES PTE LTD	20,772,425	5.78
DB NOMINEES (SINGAPORE) PTE LTD	14,455,800	4.02
SBS NOMINEES PTE LTD	9,760,000	2.72
DBS NOMINEES PTE LTD	3,566,919	0.99
SEAH KHENG LUN	3,215,600	0.89
LOW SING KHIANG	3,001,000	0.84
DIANA SNG SIEW KHIM	2,995,500	0.83
UNITED OVERSEAS BANK NOMINEES PTE LTD	2,904,200	0.81
HSBC (SINGAPORE) NOMINEES PTE LTD	2,587,700	0.72
UOB KAY HIAN PTE LTD	2,437,600	0.68
ANG HAO YAO (HONG HAOYAO)	1,196,200	0.33
YEO KOK HIONG	1,129,800	0.31
TAY THIAM SONG	1,127,800	0.31
SNG BEE KWANG JESSIE	1,058,500	0.29
	<b>340,975,038</b>	<b>94.86</b>

# Statistic of Shareholdings

As at 15 December 2021

## Substantial Shareholders

Substantial Shareholders of the Company (as recorded in the Register of Substantial Shareholders) as at 15 December 2021:

Name	Direct Interest		Deemed Interest	
	No. of Shares	%	No. of Shares	%
Koh Chin Kim	45,780,000	12.74	241,795,194 <sup>(1)</sup>	67.26
Tan Chee Tiong	39,744,500	11.06	247,830,694 <sup>(1)</sup>	68.94
Tan Chee Beng	27,795,000	7.73	259,780,194 <sup>(1)(2)</sup>	72.27
Tan Bee Bee	21,840,700	6.08	265,734,494 <sup>(1)</sup>	73.92
Citrine Capital Pte Ltd	79,105,794	22.01	56,500,000 <sup>(3)</sup>	15.70

### Notes:

- (1) Tan Chee Beng, Tan Chee Tiong and Tan Bee Bee are siblings. Their mother is Koh Chin Kim. Each of Tan Chee Beng, Tan Chee Tiong, Tan Bee Bee and Koh Chin Kim is deemed interested in all the Shares held by their family members.
- (2) Tan Chee Beng is deemed interested in 14,000,000 ordinary shares held in the name of DB Nominees (S) Pte Ltd, 2,809,200 ordinary shares held in the name of United Overseas Bank Nominees Pte Ltd, 79,105,794 shares held in the name of Citrine Capital Pte Ltd and 56,500,000 shares held in the name of Hong Leong Finance Nominees Pte Ltd through Citrine Capital Pte Ltd.
- (3) Citrine Capital Pte Ltd is deemed interested in 56,500,000 ordinary shares held in the name of Hong Leong Finance Nominees Pte Ltd.

## Shareholding by the Public

Based on the information available to the Company as at 15 December 2021, approximately 20.00% of the issued ordinary shares of the Company is held by the public, and therefore, Rule 723 of the Singapore Exchange Securities Trading Limited Listing Manual is complied with.



# Notice of Annual General Meeting

**NOTICE IS HEREBY GIVEN** that the Annual General Meeting ("**AGM**") of Goodland Group Limited (the "**Company**") will be held by way of electronic means on Tuesday, 25 January 2022 at 9.00 a.m. to transact the following purposes:

## As Ordinary Business

1. To receive and adopt the Directors' Statement and the Audited Financial Statements of the Company for the year ended 30 September 2021 together with the Auditors' Report thereon.  
**(Resolution 1)**
  2. To declare a final tax-exempt (one-tier) dividend of 0.075 Singapore cent per ordinary share and a special tax-exempt (one-tier) dividend of 0.075 Singapore cent per ordinary share for the financial year ended 30 September 2021.  
**(Resolution 2)**
  3. To approve the payment of Directors' Fees of S\$180,000 for the financial year ending 30 September 2022. (2021: S\$180,000)  
**(Resolution 3)**
  4. To re-elect the following Directors of the Company who retire by rotation in accordance with Regulation 98 of the Company's Constitution and who, being eligible, offer themselves for re-election:
    - 4.1 Dr Tan Chee Tiong Alvin **(Resolution 4)**
    - 4.2 Mr Choh Thian Chee Irving **(Resolution 5)**
    - 4.3 Mr Chong You Fook Charles **(Resolution 6)**
- [See Explanatory Note (i)]*
- Mr Irving Choh Thian Chee will, upon re-election as a Director of the Company, remain as a member of the Audit Committee, Remuneration Committee and Nominating Committee and he will be considered independent for the purpose of Rule 704(8) of the Listing Manual of the Singapore Exchange Securities Trading Limited.*
- Mr Charles Chong You Fook will, upon re-election as a Director of the Company, remain as a member of the Audit and Remuneration Committee and Chairman of the Nominating Committee and he will be considered independent for the purpose of Rule 704(8) of the Listing Manual of the Singapore Exchange Securities Trading Limited.*
5. To re-appoint Messrs Foo Kon Tan LLP as the Auditors of the Company and to authorise the Directors of the Company to fix their remuneration.  
**(Resolution 7)**
  6. To transact any other ordinary business which may properly be transacted at an AGM.

# Notice of Annual General Meeting

## As Special Business

To consider and if thought fit, to pass the following resolutions as Ordinary Resolutions, with or without any modifications:

### 7. Authority to allot and issue shares

That pursuant to Section 161 of the Companies Act, Chapter 50 ("**Companies Act**") and Rule 806 of the Listing Manual of the Singapore Exchange Securities Trading Limited ("**SGX-ST**"), the Directors of the Company be authorised and empowered to:-

- (a) (i) issue shares in the capital of the Company ("**Shares**") whether by way of rights, bonus or otherwise; and/or
- (ii) make or grant offers, agreements or options (collectively, "**Instruments**") that might or would require shares to be issued, including but not limited to the creation and issue of (as well as adjustments to) options, warrants, debentures or other instruments convertible into shares,

at any time and upon such terms and conditions and for such purposes and to such persons as the Directors of the Company may in their absolute discretion deem fit; and

- (b) (notwithstanding the authority conferred by this Resolution may have ceased to be in force) issue Shares in pursuance of any Instrument made or granted by the Directors of the Company while this Resolution was in force,

provided that:

- (1) the aggregate number of Shares (including Shares to be issued in pursuance of the Instruments, made or granted pursuant to this Resolution) to be issued pursuant to this Resolution shall not exceed fifty per cent (50%) of the total number of issued shares (excluding treasury shares and subsidiary holdings) in the capital of the Company (as calculated in accordance with sub-paragraph (2) below), of which the aggregate number of Shares and Instruments to be issued other than on a pro rata basis to existing shareholders of the Company shall not exceed twenty per cent (20%) of the total number of issued Shares (excluding treasury shares and subsidiary holdings) in the capital of the Company (as calculated in accordance with sub-paragraph (2) below);
- (2) (subject to such calculation as may be prescribed by the SGX-ST) for the purpose of determining the aggregate number of Shares that may be issued under sub-paragraph (1) above, the total number of issued Shares (excluding treasury shares and subsidiary holdings) shall be based on the total number of issued Shares (excluding treasury shares and subsidiary holdings) in the capital of the Company at the time of the passing of this Resolution, after adjusting for:
  - (i) new Shares arising from the conversion or exercise of any convertible securities;
  - (ii) new Shares arising from exercising share options or vesting of share awards; and
  - (iii) any subsequent bonus issue, consolidation or subdivision of Shares;

Adjustments in accordance with 2(i) or 2(ii) above are only to be made in respect of new shares arising from convertible securities, share options or share awards which were issued and outstanding or subsisting at the time of the passing of this Resolution.

# Notice of Annual General Meeting

- (3) in exercising the authority conferred by this Resolution, the Company shall comply with the provisions of the Listing Manual of the SGX-ST for the time being in force (unless such compliance has been waived by the SGX-ST) all applicable legal requirements under the Companies Act and otherwise, and the Constitution of the Company; and
- (4) unless revoked or varied by the Company in a general meeting, such authority shall continue in force until the conclusion of the next AGM of the Company or the date by which the next AGM of the Company is required by law to be held, whichever is earlier.

[See Explanatory Note (ii)]

**(Resolution 8)**

## 8. Renewal of Share Buy-Back Mandate

That: -

- (a) for the purposes of Sections 76C and 76E of the Companies Act (Chapter 50) of Singapore ("**Companies Act**"), the exercise by the Directors of the Company of all the powers of the Company to purchase or otherwise acquire ordinary shares in the capital of the Company ("**Shares**") not exceeding in aggregate the Maximum Limit (as hereinafter defined), at such price(s) as may be determined by the Directors of the Company from time to time up to the Maximum Price (as hereinafter defined), whether by way of:
  - (i) market purchase(s) (each a "**Market Purchase**") on the Singapore Exchange Securities Trading Limited (the "SGX-ST"); and/or
  - (ii) off-market purchase(s) (each an "**Off-Market Purchase**") effected otherwise than on the SGX-ST in accordance with any equal access scheme(s) as may be determined or formulated by the Directors of the Company as they consider fit, which scheme(s) shall satisfy all the conditions prescribed by the Listing Manual of the SGX-ST ("**Listing Manual**") and the Companies Act, and otherwise in accordance with all other laws and regulations, including but not limited to, the provisions of the Companies Act, the Constitution of the Company and the Listing Manual as may for the time being be applicable be and is hereby authorised and approved generally and unconditionally (the "**Share Buy-Back Mandate**");
- (b) unless varied or revoked by the Company in general meeting, the authority conferred on the Directors of the Company pursuant to the Share Buy-Back Mandate may be exercised by the Directors at any time and from time to time during the Relevant Period and expiring on the earliest of:
  - (i) the conclusion of the next annual general meeting of the Company is held or date by which such annual general meeting is required by law to be held; or
  - (ii) the date on which the share buybacks are carried out to the full extent of the Share Buy-Back Mandate; or
  - (iii) the date on which the authority conferred in the Share Buy-Back Mandate is varied or revoked by the Company in a general meeting;
- (c) for purposes of this ordinary resolution:

"**Maximum Limit**" means ten per cent. (10%) of the total issued ordinary shares of the Company as at the date of the passing of this Resolution 13, unless the Company has effected a reduction of the share capital of the Company (other than a reduction by virtue of a share buy-back) in accordance with the applicable provisions of the Companies Act, at any time during the Relevant Period (as hereinafter defined) in which event the issued ordinary shares of the Company shall be taken to be the total number of the issued ordinary shares of the Company as altered by such capital reduction (the total number of ordinary shares shall exclude any ordinary shares that may be held as treasury shares by the Company from time to time);

# Notice of Annual General Meeting

**"Relevant Period"** means the period commencing from the date of the passing of this Resolution 13 and expiring on the earliest of the date the next annual general meeting of the Company is held or is required by law to be held, or the date on which the share buy-backs are carried out to the full extent of the Share Buy-Back Mandate, or the date the said mandate is revoked or varied by the Company in a general meeting;

**"Maximum Price"**, in relation to a Share to be purchased or acquired, means the purchase price (excluding brokerage, stamp duties, commission, applicable goods and services tax and other related expenses) which shall not exceed:

- (i) in the case of a Market Purchase, five per cent. (5%) above the average of the closing market prices of the Shares over the five (5) Market Days on which transactions in the Shares were recorded before the day on which the Market Purchase was made by the Company and deemed to be adjusted for any corporate action that occurs after the relevant five (5)-day period; and
- (ii) in the case of an Off-Market Purchase pursuant to an equal access scheme, 15% above the average of the closing market prices of the Shares over the five (5) Market Days on which transactions in the Shares were recorded before the day on which the Company makes an announcement of an offer under the Off-Market Purchase scheme stating the purchase price (which shall not be more than the Maximum Price calculated on the foregoing basis) for each Share and the relevant terms of the equal access scheme for effecting the Off-Market Purchase, and deemed to be adjusted for any corporate action that occurs after the relevant five (5)-day period; and

**"Market Day"** means a day on which the SGX-ST is open for trading in securities;

- (d) the number of Shares which may in aggregate be purchased or acquired by the Company during the Relevant Period shall be subject to the Maximum Limit;
- (e) the Directors of the Company and/or any of them be and are hereby authorised to deal with the Shares purchased by the Company, pursuant to the Share Buy-Back Mandate in any manner as they think fit, which is permitted under the Companies Act;
- (f) the Directors of the Company and/or any of them be and are hereby authorised to complete and do all such acts and things (including without limitation, to execute all such documents as may be required and to approve any amendments, alterations or modifications to any documents), as they and/or he may consider desirable, expedient or necessary to give effect to the transactions contemplated by this Resolution 9.

[See Explanatory Note (iii)]

**(Resolution 9)**

By Order of the Board

Hor Swee Liang  
Company Secretary  
3 January 2022

# Notice of Annual General Meeting

## Explanatory Notes:

- (i) Details Detailed information on Dr Tan Chee Tiong Alvin, Mr Choh Thian Chee Irving and Mr Chong You Fook Charles who are proposed to be re-elected as Directors of the Company can be found under sections "Board of Directors" and "Additional Information on Directors seeking re-election" in the Company's Annual Report for the financial year ended 30 September 2021.
- (ii) The Ordinary Resolution 8 proposed in item 7 above, if passed, will empower the Directors of the Company, effective until the conclusion of the next AGM of the Company, or the date by which the next AGM of the Company is required by law to held or such authority is varied or revoked by the Company in a general meeting, whichever is earlier, to issue Shares, make or grant instruments convertible into Shares and to issue Shares pursuant to such instruments, up to the an amount not exceeding in aggregate fifty per cent (50%) of the total number of issued shares (excluding treasury shares and subsidiary holdings) in the capital of the Company of which the aggregate number of shares to be issued other than on a pro-rata basis to shareholders of the Company (including shares to be issued in pursuance of Instruments made or granted pursuant to this Resolution) does not exceed twenty per cent (20%) of the total number of issued shares (excluding treasury shares and subsidiary holdings) in the capital of the Company at the time this Ordinary Resolution is passed, for such purposes as they consider would be in the interest of the Company.
- (iii) The Ordinary Resolution 9 proposed in item 8 above, if passed, renews the Share Buy-Back Mandate authorising the Directors of the Company, from time to time, to buy back shares of the Company by way of market purchase(s) and/or off-market purchase(s) subject to and in accordance with the prescribed rules and regulations governed by the Companies Act, the Listing Manual and such other laws and regulations as may for the time being applicable.

## Notice of Books Closure

NOTICE IS HEREBY GIVEN that the Share Transfer Books and Register of Members of Goodland Group Limited (the "**Company**") will be closed on 3 February 2022 for the purpose of determining members' entitlements to the final tax exempt (one-tier) dividend of 0.075 Singapore cent and a special tax-exempt (one-tier) dividend of 0.075 Singapore cent per ordinary share (the "**Proposed Final and Special Dividends**") to be proposed at the Annual General Meeting of the Company ("**AGM**") to be held on 25 January 2022.

Duly completed registrable transfers in respect of the shares in the Company received up to the close of business at 5.00 p.m. on 3 February 2022 by the Company's Share Registrar, B.A.C.S. Private Limited, 8 Robinson Road, #03-00 ASO Building, Singapore 048544 will be registered to determine members' entitlements to the Proposed Final and Special Dividends. Members whose Securities Accounts with The Central Depository (Pte) Limited are credited with shares in the Company as at 5.00 p.m. on 3 February 2022 will be entitled to such Proposed Final and Special Dividends.

The Proposed Final and Special Dividends, if approved by shareholders at the AGM to be held on 25 January 2022, will be paid on or about on 11 February 2022 and 11 March 2022 respectively.

# Notice of Annual General Meeting

Please Read the Following Notes and the Explanations of the Resolutions Before Deciding How to Vote.

## Appointment of Proxy and Voting

### (a) Attendance in Person

In compliance with the COVID-19 (Temporary Measures) (Alternative Arrangements for Meetings for Companies, Variable Capital Companies, Business Trusts, Unit Trusts and Debenture Holders) Order 2020, and as amended by COVID-19 (Temporary Measures) (Alternative Arrangements for Meetings for Companies, Variable Capital Companies, Business Trusts, Unit Trusts and Debenture Holders) (Amendments No. 2 & 3) Order 2020 (the "**Order**"), the AGM will be conducted by electronic means and Shareholders will not be able to attend the AGM physically.

All Shareholders or their corporate representatives (in the case of Shareholders which are legal entities) will be able to participate in the AGM proceedings by watching a "live" webcast (the "**Live AGM Webcast**") or listen to a "live" audio feed (the "**Live AGM Audio Feed**").

Shareholders who wish to participate in the AGM proceedings through the Live AGM Webcast via their mobile phones, tablets or computers must pre-register at <https://conveneagm.sg/goodland> by 9.00 a.m. on 22 January 2022 (the "**Registration Deadline**") to enable the Company to verify their status.

Following the verification, authenticated Shareholders will receive an email by 24 January 2022, and will be able to access the Live AGM Webcast by clicking on the link in the email and entering the user ID and password.

Shareholders who register by the Registration Deadline but do not receive an email response by 9.00 a.m. on 24 January 2022 may contact via email at [support@conveneagm.com](mailto:support@conveneagm.com), with the full name of the shareholder and his/her identification number.

### (b) Submission of Questions

Shareholders will Not be able to ask questions during AGM via Live AGM Webcast or Live Audio Feed, and therefore it is important for Shareholders to submit their questions in advance of the AGM.

Shareholders may submit questions relating to the items on the agenda of the AGM by:

- (1) email to [AGM@goodlandgroup.com.sg](mailto:AGM@goodlandgroup.com.sg) When submitting the questions, please provide the Company with the following details, for verification purpose:
  - (i) Full name;
  - (ii) Current address;
  - (iii) Number of shares held; and
  - (iv) The manner in which you hold shares in the Company (e.g. via CDP or SRS); OR
- (2) digital submission at <https://conveneagm.sg/goodland>

Shareholders are encouraged to submit their question as early as this will allow adequate time for Board and the Company to address and answer any substantial and relevant question. Questions related to the resolutions are to be submitted by 9.00 a.m. on 18 January 2022.

The Company will, within one month after the date of AGM, publish the minutes of the AGM on SGXNet and Company's website.

# Notice of Annual General Meeting

## **(c) Voting solely via appointing Chairman of the Meeting as Proxy**

In compliance with the Order, a Shareholder who wishes to vote at the Meeting can only do so by appointing the Chairman of the Meeting to act as his/her proxy to vote on his/her behalf in respect of all the Shares held by him/her. In the Proxy Form, a Shareholder should specifically direct the proxy on how he/she is to vote for or vote against (or abstain from voting on) the resolutions to be tabled at the Meeting. In the absence of specific directions in respect of a resolution, the appointment of the Chairman of the Meeting as proxy for that resolution will be treated as invalid. All valid votes cast via proxy on each resolution will be counted.

## **(d) Investors who hold through Relevant Intermediaries (including CPF/SRS Investors)**

Investors holding Shares through relevant intermediaries (as defined under Section 181 of the Companies Act (Chapter 50 of Singapore))(including CPF/SRS investors), should not use the Proxy Form and should contact their relevant intermediaries as soon as possible to specify voting instructions. CPF/SRS investors who wish to vote should approach their respective CPF Agent Banks / SRS Operators at least seven (7) working days before the AGM (i.e. by 9.00 a.m., 13 January 2022) in order to allow sufficient time for their respective intermediaries to in turn submit a proxy form to appoint the Chairman of the Meeting to vote on their behalf by the cut-off date. Other investors holding shares through other relevant intermediaries who wish to vote should approach his/her relevant intermediary as soon as possible to specify voting instructions.

The instrument appointing a proxy must be deposited (i) by post to the office of the Company at 3 Kim Chuan Lane, #07-01 Goodland Group Building, Singapore 537069 (ii) by email to AGM@goodlandgroup.com.sg by enclosing a clear scanned completed and signed Proxy Form and must be received by the Company not less than 48 hours before the time appointed for holding the AGM.

## **(e) Access to documents or information relating to the AGM**

In accordance with the COVID-19 (Temporary Measures) (Alternative Arrangements for Meetings for Companies, Variable Capital Companies, Business Trusts, Unit Trusts and Debenture Holders) Order 2020, all documents and information relating to the business of the AGM (including the Annual Report and the Proxy Form) have been published on Company's website at <https://goodlandgroup.listedcompany.com/newsroom.html> and on the SGXNet at <https://www.sgx.com/securities/company-announcements>.

## **(f) Further updates**

In view of the evolving COVID-19 situation, the Company reserves the right to take such further precautionary measures as may be appropriate up to the date of the AGM, including any precautionary measures required or recommended by government agencies, in order to curb the spread of COVID-19. Shareholders should continually check for announcements by the Company for updates on the AGM. The Company would like to thank all shareholders for their patience and co-operation in enabling the Company to continue holding its AGM amidst the COVID-19 situation.

# Notice of Annual General Meeting

## (g) Personal data privacy

By (i) submitting an instrument appointing the Chairman of the AGM as a proxy to vote at the AGM and/or any adjournment thereof, (ii) completing the registration form for the AGM Live Webcast in accordance with this Notice, or (iii) submitting any question(s) prior to the AGM in accordance with this Notice, a member of the Company:

- (A) consents to the collection, use and disclosure of the member's personal data by the Company (or its agents) for the following purposes:
  - (aa) the processing and administration by the Company (or its agents or service providers) of proxy forms appointing the Chairman of the AGM as a proxy for the AGM (including any adjournment thereof);
  - (bb) the verification, preparation and compilation of the attendance lists, minutes and other documents relating to the AGM (including any adjournment thereof) recordings and transmitting images and/or voice recordings when broadcasting the AGM proceedings through webcast and providing any technical assistance where necessary;
  - (cc) addressing relevant and substantial questions from members received before the AGM and if necessary, following up with the relevant members in relation to such questions; and
  - (dd) enabling the Company (or its agents) to comply with any applicable laws, listing rules, regulations and/or guidelines,(collectively, the **Purposes**);
- (B) warrants that where the member discloses the personal data of the member's proxy(ies) and/or representative(s) to the Company (or its agents), the member has obtained the prior consent of such proxy(ies) and/or representative(s) for the collection, use and disclosure by the Company (or its agents) of the personal data of such proxy(ies) and/or representative(s) for the Purposes; and
- (C) agrees that the member will indemnify the Company in respect of any penalties, liabilities, claims, demands, losses and damages as a result of the member's breach of warranty.

## Website

Please refer to <https://goodlandgroup.listedcompany.com/newsroom.html> for more information about the Company, including the Annual Report 2021 and the Appendix, Notice of AGM and Proxy Form.



# Disclosure of Information on Directors Seeking Re-Election

Dr Tan Chee Tiong Alvin, Mr Choh Thian Chee Irving and Mr Chong You Fook Charles are the Directors seeking re-election at the forthcoming Annual General Meeting of the Company to be convened on 25 January 2022 ("**AGM**") (collectively, the "Retiring Directors" and each a "**Retiring Director**").

Pursuant to Rule 720(6) of the Listing Manual of the SGX-ST, the following is the information relating to the Retiring Directors as set out in Appendix 7.4.1 to the Listing Manual of the SGX-ST:

	<b>DR TAN CHEE TIONG ALVIN</b>	<b>MR CHOH THIAN CHEE IRVING</b>	<b>MR CHONG YOU FOOK CHARLES</b>
Date of Appointment	6 May 2004	10 May 2018	13 August 2018
Date of last re-appointment	29 January 2019	29 January 2019	29 January 2019
Age	52	52	68
Country of principal residence	Singapore	Singapore	Singapore
The Board's comments on this appointment (including rationale, selection criteria, and the search and nomination process)	<p>The Nominating Committee ("NC"), having reviewed Dr Tan Chee Tiong's qualifications and working experience, had recommended Dr Tan to be re-elected as an Executive Director and a member of the Nominating Committee.</p> <p>The Board of Directors has considered and concurred with the recommendation of the NC and approved the re-election of Dr Tan as an Executive Director and a member of the Nominating Committee.</p>	<p>The Nominating Committee ("NC"), having reviewed Mr Choh Thian Chee Irving's qualifications and working experience, had recommended Mr Choh to be re-elected as a Non-Executive Independent Director, member of Audit Committee, Nominating Committee and Remuneration Committee.</p> <p>The Board of Directors has considered and concurred with the recommendation of the NC and approved the re-election of Mr Choh as a Non-Executive Independent Director, member of Audit Committee, Nominating Committee and Remuneration Committee.</p>	<p>The Nominating Committee ("NC"), having reviewed Mr Chong You Fook Charles's qualifications and working experience, had recommended Mr Chong to be re-elected as a Non-Executive Independent Director, Chairman of the Nominating Committee and a member of the Audit Committee and Remuneration Committee.</p> <p>The Board of Directors has considered and concurred with the recommendation of the NC and approved the re-election of Mr Chong as a Non-Executive Independent Director, Chairman of the Nominating Committee and a member of the Audit Committee and Remuneration Committee.</p>
Whether appointment is executive, and if so, the area of responsibility	Executive	Non-Executive	Non-Executive

# Disclosure of Information on Directors Seeking Re-Election

	<b>DR TAN CHEE TIONG ALVIN</b>	<b>MR CHOH THIAN CHEE IRVING</b>	<b>MR CHONG YOU FOOK CHARLES</b>
Job Title (e.g. Lead ID, AC Chairman, AC Member etc.)	Chief Executive Officer  Group Managing Director  Member of Nominating Committee	Non-Executive Independent Director  Member of Audit Committee  Member of Nominating Committee  Member of Remuneration Committee	Lead Non-Executive Independent Director  Chairman of the Nominating Committee  Member of the Audit Committee  Member of Remuneration Committee
Professional qualifications	Bachelor's Degree in Construction Management (First Class Honours), RMIT University Australia  Doctorate in Business Administration, Apollos University	Bachelor of Law (Honours), University of Buckingham, UK	Aircraft Engineering at Sydney Technical College, on a Qantas Scholarship
Working experience and occupation(s) during the past 10 years	CEO and Group Managing Director - Goodland Group Limited and/or its subsidiaries - January 1993 to Present	Managing Director - Optimus Chambers LLC - December 2012 to Present	Vice President - SIA Engineering Company - July 2004 to July 2015  Member of Parliament - September 1988 to June 2020  Deputy Speaker of Parliament - October 2011 to June 2020
Shareholding interest in the listed issuer and its subsidiaries	Yes	No	No
Any relationship (including immediate family relationships) with any existing director, existing executive officer, the issuer and/or substantial shareholder of the listed issuer or of any of its principal subsidiaries	Yes	N/A	N/A

# Disclosure of Information on Directors Seeking Re-Election

	<b>DR TAN CHEE TIONG ALVIN</b>	<b>MR CHOH THIAN CHEE IRVING</b>	<b>MR CHONG YOU FOOK CHARLES</b>
Conflict of Interest (including any competing business)	N/A	N/A	N/A
Undertaking (in the format set out in Appendix 7.7) under Rule 720(1) has been submitted to the listed issuer	Yes	Yes	Yes
Other Principal Commitments* Including Directorships#	N/A	N/A	Consultant - SIA Engineering Company - August 2015 to June 2018
Past (for the last 5 years)			Board Member - International Engine Component Overhaul Pte Ltd - April 2006 to October 2016
			Board Member - Messier Services Asia Pte Ltd - January 2010 to May 2016
			Board Member - Pan Asia Pacific Aviation Services Ltd - February 2012 to June 2016
Present	Grassroots Leader - Sengkang East Citizens' Consultative Committee - 2009 to Present	Director - A-Sonic Aerospace Limited - July 2003 to Present	N/A
	Chairman of School Advisory Committee - Meridian Primary School - 2019 to Present		

Disclose the following matters concerning an appointment of director, chief executive officer, chief financial officer, chief operating officer, general manager or other officer of equivalent rank. If the answer to any question is "yes", full details must be given.

# Disclosure of Information on Directors Seeking Re-Election

	<b>DR TAN CHEE TIONG ALVIN</b>	<b>MR CHOH THIAN CHEE IRVING</b>	<b>MR CHONG YOU FOOK CHARLES</b>
Whether at any time during the last 10 years, an application or a petition under any bankruptcy law of any jurisdiction was filed against him or against a partnership of which he was a partner at the time when he was a partner or at any time within 2 years from the date he ceased to be a partner?	No	No	No
Whether at any time during the last 10 years, an application or a petition under any law of any jurisdiction was filed against an entity (not being a partnership) of which he was a director or an equivalent person or a key executive, at the time when he was a director or an equivalent person or a key executive of that entity or at any time within 2 years from the date he ceased to be a director or an equivalent person or a key executive of that entity, for the winding up or dissolution of that entity or, where that entity is the trustee of a business trust, that business trust, on the ground of insolvency?	No	No	No
Whether there is any unsatisfied judgment against him?	No	No	No

# Disclosure of Information on Directors Seeking Re-Election

	<b>DR TAN CHEE TIONG ALVIN</b>	<b>MR CHOH THIAN CHEE IRVING</b>	<b>MR CHONG YOU FOOK CHARLES</b>
Whether he has ever been convicted of any offence, in Singapore or elsewhere, involving fraud or dishonesty which is punishable with imprisonment, or has been the subject of any criminal proceedings (including any pending criminal proceedings of which he is aware) for such purpose?	No	No	No
Whether he has ever been convicted of any offence, in Singapore or elsewhere, involving a breach of any law or regulatory requirement that relates to the securities or futures industry in Singapore or elsewhere, or has been the subject of any criminal proceedings (including any pending criminal proceedings of which he is aware) for such breach?	No	No	No
Whether at any time during the last 10 years, judgment has been entered against him in any civil proceedings in Singapore or elsewhere involving a breach of any law or regulatory requirement that relates to the securities or futures industry in Singapore or elsewhere, or a finding of fraud, misrepresentation or dishonesty on his part, or he has been the subject of any civil proceedings (including any pending civil proceedings of which he is aware) involving an allegation of fraud, misrepresentation or dishonesty on his part?	No	No	No

# Disclosure of Information on Directors Seeking Re-Election

	<b>DR TAN CHEE TIONG ALVIN</b>	<b>MR CHOH THIAN CHEE IRVING</b>	<b>MR CHONG YOU FOOK CHARLES</b>
Whether he has ever been convicted in Singapore or elsewhere of any offence in connection with the formation or management of any entity or business trust?	No	No	No
Whether he has ever been disqualified from acting as a director or an equivalent person of any entity (including the trustee of a business trust), or from taking part directly or indirectly in the management of any entity or business trust?	No	No	No
Whether he has ever been the subject of any order, judgment or ruling of any court, tribunal or governmental body, permanently or temporarily enjoining him from engaging in any type of business practice or activity?	No	No	No
Whether he has ever, to his knowledge, been concerned with the management or conduct, in Singapore or elsewhere, of the affairs of: – any corporation which has been investigated for a breach of any law or regulatory requirement governing corporations in Singapore or elsewhere; or  any entity (not being a corporation) which has been investigated for a breach of any law or regulatory requirement governing such entities in Singapore or elsewhere; or	No	No	No

# Disclosure of Information on Directors Seeking Re-Election

	<b>DR TAN CHEE TIONG ALVIN</b>	<b>MR CHOH THIAN CHEE IRVING</b>	<b>MR CHONG YOU FOOK CHARLES</b>
any business trust which has been investigated for a breach of any law or regulatory requirement governing business trusts in Singapore or elsewhere; or	No	No	No
any entity or business trust which has been investigated for a breach of any law or regulatory requirement that relates to the securities or futures industry in Singapore or elsewhere in connection with any matter occurring or arising during that period when he was so concerned with the entity or business trust?			
Whether he has been the subject of any current or past investigation or disciplinary proceedings, or has been reprimanded or issued any warning, by the Monetary Authority of Singapore or any other regulatory authority, exchange, professional body or government agency, whether in Singapore or elsewhere?	No	No	No

# Disclosure of Information on Directors Seeking Re-Election

**DR TAN CHEE  
TIONG ALVIN**

**MR CHOH THIAN  
CHEE IRVING**

**MR CHONG YOU  
FOOK CHARLES**

## Disclosure applicable to the appointment of Director only

Any prior experience as a director of a listed company?

N/A

N/A

N/A

If yes, please provide details of prior experience.

If no, please state if the director has attended or will be attending training on the roles and responsibilities of a director of a listed issuer as prescribed by the Exchange.

Please provide details of relevant experience and the nominating committee's reasons for not requiring the director to undergo training as prescribed by the Exchange (if applicable).



# GOODLAND GROUP LIMITED

Company Registration No. 200405522N  
(Incorporated in the Republic of Singapore)

## PROXY FORM

### IMPORTANT:

1. The Annual General Meeting ("AGM") will be held by electronic means pursuant to the COVID-19 (Temporary Measures) (Alternative Arrangements for Meetings for Companies, Variable Capital Companies, Business Trusts, Unit Trusts and Debenture Holders) Order 2020, and as amended by COVID-19 (Temporary Measures) (Alternative Arrangements for Meetings for Companies, Variable Capital Companies, Business Trusts, Unit Trusts and Debenture Holders) (Amendments No. 2 & 3) Order 2020 (the "Order").
2. Pursuant to the Order, the Company will implement alternative arrangements relating to attendance at the AGM by electronic means (including arrangements by which the meeting can be electronically accessed via live audio-visual webcast or audio-only means), submission of questions to the Chairman of the Meeting in advance of the AGM, addressing of substantial and relevant questions at the AGM and voting by appointing the Chairman of the AGM as proxy at the AGM, are set out in the Company's announcement dated 3 January 2022. The announcement may be accessed at the Company's website at <http://goodlandgroup.listedcompany.com/newsroom.html> and on the SGX website at <https://www.sgx.com/securities/company-announcements>.
3. **Due to the current COVID-19 restriction orders in Singapore, a member will not be able to attend the AGM in person. A member (whether individual or corporate) must appoint the Chairman of the Meeting as his/her/its proxy to vote on his/her/its behalf at the AGM if such member wishes to exercise his/her/its voting rights at the AGM.**
4. For investors who have used their CPF monies to buy shares in the Company, this proxy form is not valid for use and shall be ineffective for all intents and purposes if used or purported to be used by them.
5. CPF or SRS investors who wish to appoint the Chairman of the Meeting as proxy should approach their respective CPF Agent Banks or SRS Operators to submit their votes at least 7 working days before the AGM by 9.00 a.m. on 13 January 2022.
6. By submitting an instrument appointing the Chairman of the Meeting as proxy, completing the registration form for the AGM live webcast, or submitting any questions to the Company prior to the AGM, the member accepts and agrees to the personal data privacy terms set out in the Notice of AGM dated 3 January 2022 which may be accessed at the Company's website at <https://goodlandgroup.listedcompany.com/newsroom.html> and on the SGX website at <https://www.sgx.com/securities/company-announcements>.
7. **Please read the notes overleaf which contain instructions on, inter alia, the appointment of the Chairman of the Meeting as a member's proxy to vote on his/her/its behalf at the Annual General Meeting.**

I/We, \_\_\_\_\_ (Name) \_\_\_\_\_ (NRIC/Passport No/Co Reg Number)  
of \_\_\_\_\_ (Address)

being a member / members of **GOODLAND GROUP LIMITED** (the "Company"), hereby appoint:

the Chairman of the Annual General Meeting of the Company (the "AGM") as my/our proxy/proxies to attend and vote for me/us on my/our behalf at the AGM of the Company to be held by way of electronic means on the Tuesday, 25 January 2022 at 9.00 a.m. and at any adjournment thereof.

No.	Resolutions relating to:	For	Against	Abstained
<b>ORDINARY BUSINESS</b>				
1	Adoption of Directors' Statement and Audited Financial Statements for the year ended 30 September 2021			
2	Declaration of a final tax-exempt (one-tier) dividend and a special tax-exempt (one-tier) dividend			
3	Approval of Directors' Fees amounting to S\$180,000 for the financial year ending 30 September 2022 (2021: S\$180,000)			
4	Re-election of Dr Tan Chee Tiong Alvin as a Director			
5	Re-election of Mr Choh Thian Chee Irving as a Director			
6	Re-election of Mr Chong You Fook Charles as a Director			
7	Re-appointment of Foo Kon Tan LLP as Auditors			
<b>SPECIAL BUSINESS</b>				
8	Authority to allot and issue Shares pursuant to Section 161 of the Companies Act, Cap. 50 of Singapore			
9	Renewal of Share Buy-Back Mandate			

(\* Please indicate your vote "For", "Against" or "Abstain" with an "X" within the box provided. Alternatively, please indicate the number of votes "For" or "Against" within the box provided. If you wish the Chairman of the Meeting as your proxy to "Abstain" from voting on a resolution, please indicate "X" in the "Abstain" box in respect of that resolution. Alternatively, please indicate the number of shares that the Chairman of the Meeting as your proxy is directed to abstain from voting in that resolution. In the absence of specific directions in respect of a resolution, the appointment of the Chairman of the Meeting as your proxy for that resolution will be treated as invalid.)

Dated this \_\_\_\_\_ day of \_\_\_\_\_, 2022

**Total Number of Shares held**

\_\_\_\_\_  
Signature(s) of member(s) or common seal

**IMPORTANT: PLEASE READ NOTES OVERLEAF BEFORE COMPLETING THIS PROXY FORM.**



**Notes:**

1. If the member has shares entered against his name in the Depository Register (maintained by The Central Depository (Pte) Limited), he should insert that number of shares. If the member has shares registered in his name in the Register of Members (maintained by or on behalf of the Company), he should insert that number of shares. If the member has shares entered against his name in the Depository Register and shares registered in his name in the Register of Members, he should insert the aggregate number. If no number is inserted, this form of proxy will be deemed to relate to all the shares held by the member.
2. Due to the current COVID-19 restriction orders in Singapore, a member will not be able to attend the AGM in person. A member (whether individual or corporate) must appoint the Chairman of the Meeting as his/her/its proxy to vote on his/her/its behalf at the AGM if such member wishes to exercise his/her/its voting rights at the AGM. Please note that a member may not vote at the AGM otherwise than by way of appointing the Chairman of the Meeting as the member's proxy.

Where a member (whether individual or corporate) appoints the Chairman of the Meeting as his/her/its proxy, he/she/it must give specific instructions as to voting, or abstentions from voting, in respect of a resolution in the proxy form, failing which the appointment of the Chairman of the Meeting as proxy for that resolution will be treated as invalid.

3. A member who is a relevant intermediary entitled to vote at the AGM must appoint the Chairman of the AGM to vote at the AGM instead of the member.

*"Relevant intermediary" means:*

- (i) *a banking corporation licensed under the Banking Act, Chapter 19 of Singapore or a wholly-owned subsidiary of such a banking corporation, whose business includes the provision of nominee services and who holds shares in that capacity;*
- (ii) *a person holding a capital markets services licence to provide custodial services for securities under the Securities and Future Act, Chapter 289 of Singapore and who holds shares in that capacity; or*
- (iii) *the Central Provident Fund Board established by the Central Provident Fund Act, Chapter 36 of Singapore, in respect of shares purchased under the subsidiary legislation made under that Central Provident Fund Act, Chapter 36 of Singapore, providing for the making of investments from the contributions and interest standing to the credit of members of the Central Provident Fund, if the Board holds those shares in the capacity of an intermediary pursuant to or in accordance with that subsidiary legislation.*

CPF/SRS investors who wish to appoint the Chairman of the Meeting as proxy should approach their respective CPF Agent Banks or SRS Operators to submit their votes at least 7 working days before the AGM by 9.00 a.m. on 13 January 2022.

4. The Chairman of the Meeting, as proxy, need not be a member of the Company.
5. The instrument appointing the Chairman of the Meeting as proxy must be submitted to the Company in the following manner:
  - (i) if submitted electronically, be submitted via email to AGM@goodlandgroup.com.sg ; or
  - (ii) if submitted by post, be deposited at the Company office at 3 Kim Chuan Lane, #07-01 Goodland Group Building, Singapore 537069.

in either case, by no later than **Sunday, 23 January 2022, 9.00 a.m.**, being at least 48 hours before the time for holding the AGM.

A member who wishes to submit an instrument of proxy must first download, complete and sign the proxy form, before scanning and sending it by email to the email address provided above, or submitting it by post to the address provided above.

**In view of the current COVID-19 situation and the related safe distancing measures which may make it difficult for shareholders to submit completed proxy forms by post, shareholders are strongly encouraged to submit completed proxy forms electronically via email.**

6. The instrument appointing the Chairman of the Meeting as proxy must be under the hand of the appointer or his attorney duly authorised in writing. Where the instrument appointing the Chairman of Meeting as proxy is executed by a corporation, it must be executed either under its common seal or under the hand of its authorised officer(s) or its attorney duly authorised.
7. Where an instrument appointing the Chairman of the Meeting as proxy is signed on behalf of the appointor by an attorney, the letter or power of attorney or a duly certified copy thereof must (failing previous registration with the Company) if the instrument appointing the Chairman of the Meeting as proxy is submitted by post, be lodged with the instrument of proxy, if the instrument appointing the Chairman of the Meeting as proxy is submitted electronically via email, be emailed with the instrument of proxy, failing which the instrument may be treated as invalid.
8. The Company shall be entitled to reject an instrument appointing the Chairman of the Meeting as proxy if it is incomplete, improperly completed, illegible or where the true intentions of the appointor are not ascertainable from the instructions of the appointor specified on the instrument appointing Chairman of the Meeting as proxy (including any related attachment). In addition, in the case of members whose shares entered against their names in the Depository Register, the Company may reject an instrument appointing the Chairman of the Meeting as proxy lodged or submitted if such members are not shown to have shares against their names in the Depository Register as at 48 hours before the time appointed for holding the meeting, as certified by The Central Depository (Pte) Limited to the Company.
9. Members should take note that once this proxy form is submitted electronically via email to AGM@goodlandgroup.com.sg or posted/deposited to Company office, they cannot change their vote as indicated in the box provided above.