


2Q 2020 and 1H 2020 Financial Results

22 July 2020



1	Results Highlights	3
2	Business Updates	5
3	Finance and Capital Management	9
4	Additional Information	15



Results Highlights



lxom

KIT | KEPPEL
INFRASTRUCTURE
TRUST

Key Results Highlights



All businesses and assets are classified as essential services

No operational disruption throughout lockdowns; business continuity measures were implemented to ensure health & safety of staff



Resilient Distributable Cash Flows

\$62.2m

2Q 2020 DCF of \$62.2m, bringing 1H 2020 DCF to \$113.3m, a 20.3% YoY increase over 1H 2019



Stable DPU

1.86 cents

Defensive cash flows from a diversified portfolio of businesses and assets saw 2Q 2020 DPU of 0.93 cents, bringing 1H 2020 DPU to 1.86 cents



Weighted Average Term to Maturity

3.2 years

KMC secured a \$700 sustainability-linked loan that improved WATM to 3.2 years



Low Gearing

33.6%

Comfortable debt headroom to pursue growth opportunities



Business Updates

City Gas

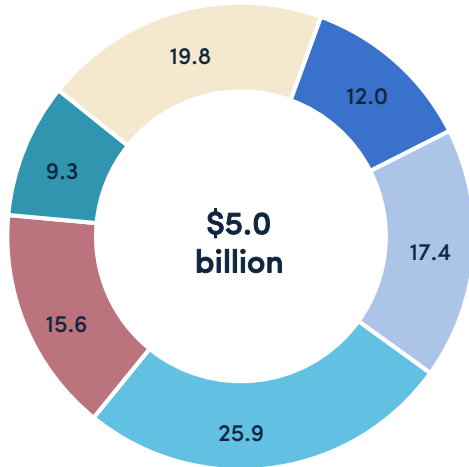
KIT

KEPPEL
INFRASTRUCTURE
TRUST



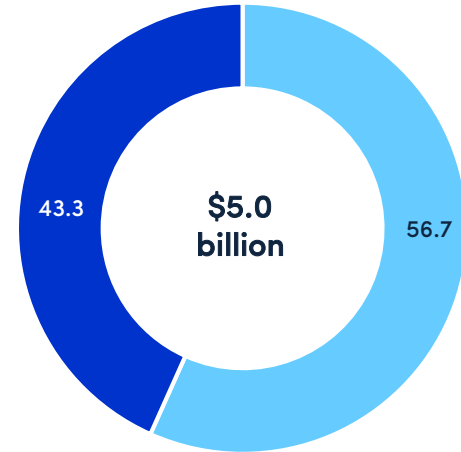
By Businesses and Assets (%)

As at 30 June 2020



By Geography (%)

As at 30 June 2020



- City Gas
- Ixom
- Waste & Water

- Basslink
- KMC
- Trust assets and non-controlling interest

- Singapore
- Australia, New Zealand and other countries



Distribution & Network

- City Gas
- Ixom
- Basslink



City Gas

- Customer base grew 1.2% YoY to 862,000 as at end-June 2020
- Achieved 100% availability
- Town gas demand from Commercial & Industrial customers was lower in 2Q 2020 during the circuit breaker, partially offset by higher usage from residential customers
- Higher DCF for 2Q 2020 was a result of a timing difference inherent in the fuel price pass through gas tariff mechanism
- City Gas has no exposure to fuel price risk over time

Ixom

- Continued to deliver healthy and sustained performance in 2Q 2020, supported by its diversified business
- Life science segment delivered a strong performance from increased demand for cleaning and hygiene products, offsetting weaker demand from the pulp & paper and metals & mining segments
- Dairy segment saw pick-up in volumes due to improving drought conditions in New Zealand
- Continue to ensure supplies of essential chemicals are readily available for key industries and essential services that support the economies and communities in Australia and New Zealand


Basslink

- The Commercial Risk Sharing Mechanism was neutral in 2Q 2020 (+6.3% for 1H 2020)



Energy

- Keppel Merlimau Cogen (KMC)



- Contractual availability of 97.9%, due to unplanned maintenance that was promptly rectified
- Secured a \$700 million sustainability-linked loan, one of the largest such loans in Singapore and the first in the energy sector to-date
- KMC has no tariff exposure to the Singapore wholesale electricity market and has no exposure to fluctuations in fuel oil prices. KMC receives a fee for delivering the availability of the plant to Keppel Electric

Waste & Water

- Senoko WTE Plant
- Tuas WTE Plant
- Ulu Pandan NEWater Plant
- SingSpring Desalination Plant



- Fulfilled all contractual obligations and operations remained stable

Finance and Capital Management

SingSpring Desalination Plant

Resilient Distributable Cash Flows



	2Q 2020 S\$'000	2Q 2019 S\$'000	+/(-) %	1H 2020 S\$'000	1H 2019 S\$'000	+/(-) %
Distribution & Network	40,230	21,889	83.8	68,437	44,950	52.3
City Gas	17,154	10,421	64.6	29,011	26,262	10.5
Ixom	23,076	10,156	>100.0	39,426	16,034	>100.0
DC One ¹	-	1,312	n.m.	-	2,654	n.m.
Energy	10,405	11,234	(7.4)	21,607	22,950	(5.9)
Waste & Water	18,081	18,133	(0.3)	36,219	35,993	0.6
Others²	(6,541)	(5,487)	(19.2)	(12,945)	(9,694)	(33.5)
Distributable Cash Flows	62,175	45,769	35.8	113,318	94,199	20.3

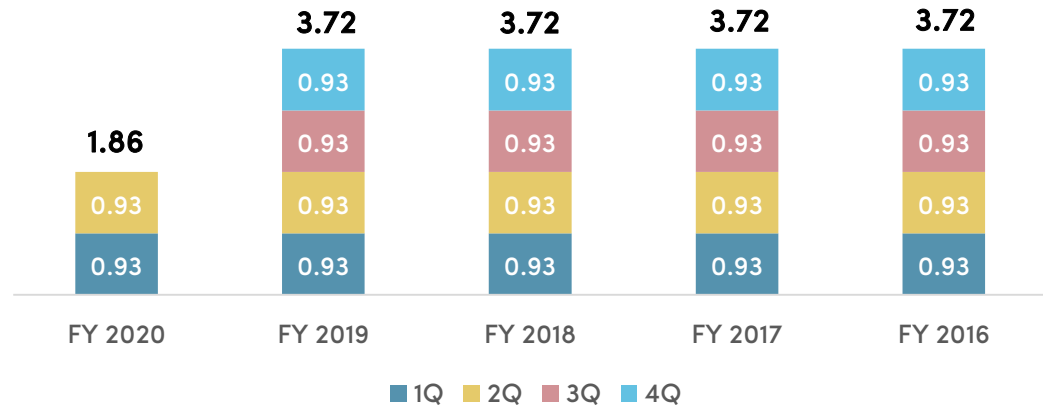
1. KIT's divested its 51% stake in DC One on 31 October 2019

2. Comprises Trust expenses and distribution paid/payable to perpetual securities holders, management fees and financing costs

Regular and Stable Distributions



Distribution History (cents)

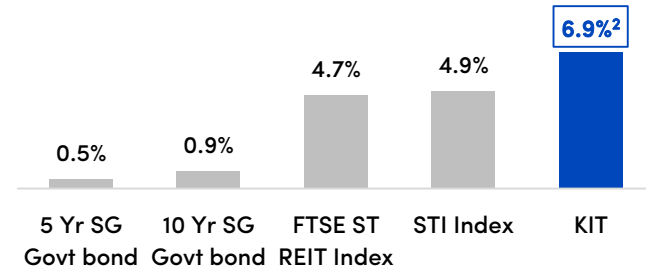


DPU for 2Q 2020

DPU: 0.93 Singapore cents

- Record date: 30 July 2020
- Payment date: 14 August 2020

Comparative Yields¹



1. Sources: Bloomberg and Monetary Authority of Singapore. Comparative yield based on preceding 12-month data as at 30 June 2020

2. Based on the market price per Unit of \$0.54 as at 30 June 2020



Sustainable gearing supported by:

- Long term concession contracts expiring between 2024 and 2034
- Creditworthy off-takers backed by government and government-linked corporations
- City Gas' and Ixom's large and well-diversified customer base
- Recurring and resilient revenue streams
- Basslink borrowing is non-recourse

As at 30 June 2020 (S\$m)

	Total
Cash	499
Borrowings	2,169
Net debt	1,670
Total assets	4,965
Total liabilities	3,355
Annualised EBITDA ¹	401
Net gearing	33.6%
Net debt / EBITDA	4.2x

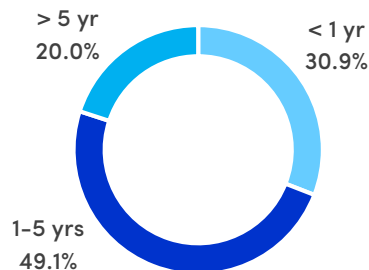
1. Annualised based on 1H 2020 EBITDA performance



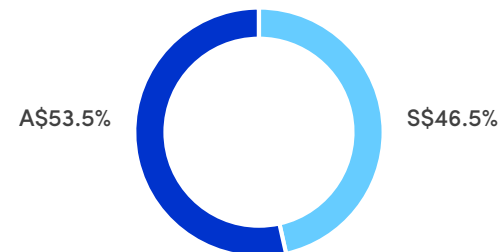
Overview:

- Hedged ~81% of total loans (excludes the sustainability-linked loan for KMC, which is in the process of being fully hedged)
- Stable interest rate of 4-5%
 - Singapore average: 1-4%
 - Australia average: 2-7%
- S\$700.0m KMC loan due in June 2020 successfully refinanced with a 7-year sustainability linked loan
- Weighted average term to maturity improved to 3.2 years
 - Excluding the Basslink loan, weighted average term to maturity would be 4.3 years
- Initiated Unit buybacks in 1H 2020 as part of proactive capital management efforts¹
 - Repurchased and cancelled 4,750,000 Units as at 3 April 2020
- S\$615.2m (A\$654.4m)² Basslink loan
 - Interest rate substantially hedged
 - Natural currency hedge for A\$ cash flows
 - All residual cash flows used for debt service
 - Not dependent on Basslink's cash flows for distribution

Debt Repayment Profile



Debt Breakdown by Currency



Loan Profile	Amount (\$'m)	Maturity/Call Date	Repayment
Basslink	A\$654.4m	November 2020	Amortising*
KIT	S\$100.0m	February 2022	Bullet*
City Gas	S\$178.0m	February 2024	Bullet*
Ixom	A\$587.4m	February 2024	Bullet*
SingSpring	S\$36.9m	December 2024	Amortising
KMC	S\$700.0m	June 2027	Amortising*

1. Pursuant to the mandate obtained at KIT's Annual General Meeting in April 2019

2. Based on exchange rate of A\$1.00 = S\$0.9402

* To be refinanced upon maturity

Three-pronged Growth Strategy



The Trustee-Manager will harness the synergies of its **three-pronged growth strategy** to achieve its goal of **long-term value creation**

Value Creation

- Generate sustainable cash flows from the Trust's well-diversified portfolio of businesses and assets
- Drive organic growth from existing going concern businesses, including City Gas and Ixom that are supported by long-term favourable demand trends
- Drive strong operational performance and efficiencies, as well as fulfil all contractual requirements to ensure stable cash flows

Operational Excellence

- Achieve operational excellence and asset optimisation to extract further value
- Maintain an optimal capital structure to support growth initiatives, and maximise returns for Unitholders
- Implement sustainable practices, where feasible, to support a sustainable future for KIT and its stakeholders

Focused Acquisition

- Seek leading businesses and assets with the following investment characteristics:
 - ✓ Generate defensive cash flows and revenues that are inflation-linked and/or GDP-linked with potential for growth
 - ✓ Possess high barriers to entry
 - ✓ Are key providers of essential products and services
- Potential bolt-on acquisitions at City Gas and Ixom
- Undertake co-investment and incubation opportunities with Keppel Capital and/or the Sponsor
- Partner with experienced operators on greenfield investments with limited construction exposure

Thank You

www.kepinfratrust.com

Keppel
Creating New Sources of Water

Ulu Pandan NEWater Plant

KIT | KEPPEL
INFRASTRUCTURE
TRUST

Additional Information

Tuas WTE Plant





KIT's strategic goal is to deliver sustainable returns to its Unitholders, through a combination of recurring distributions and capital growth over the long term

Anchored

By a growing portfolio of strategic businesses and assets across a broad range of highly defensive industries

Benchmarks



2Q 2020: Distributable Cash Flows



S\$'000	City Gas	Basslink	Ixom	KMC	Waste & Water	Others	Group
Profit/(loss) attributable to unitholders	9,566	711	9,603	(9,634)	(553)	16,546	26,239
Adjustments for non-cash items:							
Depreciation and amortisation	911	3,918	17,386	9,852	1,564	-	33,631
Income tax expense	2,087	-	1,002	(11)	39	19	3,136
Other non-cash items	(562)	2,809 ¹	(5,562)	337	163	(735)	(3,550)
Profit attributable to unitholders adjusted for non-cash items	12,002	7,438	22,429	544	1,213	15,830	59,456
Add/(less):							
Reduction in concession / lease receivables	10	-	-	-	13,780	-	13,790
Payment of upfront fee and legal fees	-	-	-	(1,249)	-	-	(1,249)
Tax (paid) / refund	(1,166)	-	116	-	(336)	-	(1,386)
QPDS interest expenses to KIT	6,338	-	-	11,125	4,908	(22,371)	-
Transaction costs in relation to acquisition	-	-	662	-	-	-	662
Maintenance capex	(30)	(2,394)	(131)	(15)	-	-	(2,570)
Funds from operations	17,154	5,044	23,076	10,405	19,565	(6,541)	68,703
Less: Basslink's FFO	-	(5,044) ²	-	-	-	-	(5,044)
Less: Mandatory debt repayment	-	-	-	-	(1,484) ³	-	(1,484)
Distributable cash flows	17,154	-	23,076	10,405	18,081	(6,541)	62,175

1. Due to fair value movements on long term interest rate hedge

2. Not dependent on Basslink's cash flows for distribution

3. 70% of SingSpring debt repayment

2Q 2019: Distributable Cash Flows



S\$'000	City Gas	Basslink	Ixom	KMC	Waste & Water	Others	Group
Profit/(loss) attributable to unitholders	3,428	(112)	5,570	(9,853)	(42)	16,969	15,960
Adjustments for non-cash items:							
Depreciation and amortisation	989	4,289	9,926	9,603	1,489	-	26,296
Income tax expense	779	-	2,026	(9)	65	5	2,866
Other non-cash items	(417)	3,529 ¹	1,364	367	118	(81)	4,880
Profit attributable to unitholders adjusted for non-cash items	4,779	7,706	18,886	108	1,630	16,893	50,002
Add/(less):							
Reduction in concession / lease receivables	-	-	-	-	13,388	-	13,388
Tax paid	(692)	-	(4,850)	-	(307)	(8)	(5,857)
QPDS interest expenses to KIT	6,339	-	-	11,126	4,907	(22,372)	-
Maintenance capex	(5)	(1,772)	(3,880)	-	(2)	-	(5,659)
FFO from joint venture	-	-	-	-	-	1,880	1,880
Funds from operations	10,421	5,934	10,156	11,234	19,616	(3,607)	53,754
Less: Basslink's FFO	-	(5,934) ²	-	-	-	-	(5,934)
Less: Mandatory debt repayment	-	-	-	-	(1,483) ³	(568)	(2,051)
Distributable cash flows	10,421	-	10,156	11,234	18,133	(4,175)	45,769

1. Due to fair value movements on long term interest rate hedge

2. Not dependent on Basslink's cash flows for distribution

3. 70% of SingSpring debt repayment

1H 2020: Distributable Cash Flows



S\$'000	City Gas	Basslink	Ixom	KMC	Waste & Water	Others	Group
Profit/(loss) attributable to unitholders	13,735	4,316	15,343	(19,551)	(908)	32,245	45,180
Adjustments for non-cash items:							
Depreciation and amortisation	1,888	7,976	35,452	19,704	3,127	-	68,147
Income tax expense	3,036	-	5,309	(19)	45	42	8,413
Other non-cash items	(146)	2,163 ¹	(7,403)	675	166	(488)	(5,033)
Profit attributable to unitholders adjusted for non-cash items	18,513	14,455	48,701	809	2,430	31,799	116,707
Add/(less):							
Reduction in concession / lease receivables	19	-	-	-	27,562	-	27,581
Payment of upfront fee and legal fees	-	-	-	(1,249)	-	-	(1,249)
Tax (paid) / refund	(1,966)	-	(4,722)	-	(621)	(1)	(7,310)
QPDS interest expenses to KIT	12,677	-	-	22,251	9,815	(44,743)	-
Transaction costs in relation to acquisition	-	-	662	-	-	-	662
Maintenance capex	(232)	(3,326)	(5,215)	(204)	-	-	(8,977)
Funds from operations	29,011	11,129	39,426	21,607	39,186	(12,945)	127,414
Less: Basslink's FFO	-	(11,129) ²	-	-	-	-	(11,129)
Less: Mandatory debt repayment	-	-	-	-	(2,967) ³	-	(2,967)
Distributable cash flows	29,011	-	39,426	21,607	36,219	(12,945)	113,318

1. Due to fair value movements on long term interest rate hedge
2. Not dependent on Basslink's cash flows for distribution
3. 70% of SingSpring debt repayment

1H 2019: Distributable Cash Flows











S\$'000	City Gas	Basslink	Ixom	KMC	Waste & Water	Others	Group
Profit/(loss) attributable to unitholders	11,104	(3,419)	(5,406) ¹	(19,503)	159	16,814	(251)
Adjustments for non-cash items:							
Depreciation and amortisation	1,967	8,617	14,474	19,674	2,978	-	47,710
Income tax expense	2,360	-	4,975	(18)	131	8	7,456
Other non-cash items	(380)	11,610 ²	1,772	668	58	(805)	12,923
Profit attributable to unitholders adjusted for non-cash items	15,051	16,808	15,815	821	3,326	16,017	67,838
Add/(less):							
Reduction in concession / lease receivables	-	-	-	-	26,740	-	26,740
Payment of upfront fee and legal fees	(445)	-	-	-	-	(300)	(745)
Tax paid	(943)	-	(11,172)	-	(522)	(11)	(12,648)
QPDS interest expenses to KIT	12,608	-	-	22,129	9,761	(44,498)	-
Transaction costs in relation to acquisition ¹	-	-	17,496	-	-	19,098	36,594
Maintenance capex	(9)	(2,608)	(6,105)	-	(2)	-	(8,724)
FFO from joint venture	-	-	-	-	-	3,786	3,786
Funds from operations	26,262	14,200	16,034	22,950	39,303	(5,908)	112,841
Less: Basslink's FFO	-	(14,200) ³	-	-	-	-	(14,200)
Less: Mandatory debt repayment	-	-	-	-	(3,310) ⁴	(1,132)	(4,442)
Distributable cash flows	26,262	-	16,034	22,950	35,993	(7,040)	94,199

1. Due to one-off acquisition related cost incurred which are reversed through "Transaction costs in relation to acquisition" to reflect actual funds from operations at Ixom for the period from acquisition date
2. Due to fair value movements on long term interest rate hedge
3. Not dependent on Basslink's cash flows for distribution
4. 70% of SingSpring debt repayment

Portfolio Overview



		Description	Customer and contract terms	Primary source of cash flows
Distribution & Network	<p><i>City Gas</i> <i>Singapore</i></p> 	Sole producer and retailer of piped town gas	Over 860,000 commercial and residential customers	Fixed margin per unit of gas sold, with fuel and electricity costs passed through to consumer
	<p><i>Ixom</i> <i>Australia</i></p> 	Industrial infrastructure business in Australia and New Zealand, supplying and distributing key water treatment chemicals, as well as industrial and specialty chemicals	Over 8,000 customers comprising municipals and blue-chip companies	Payments from customers for delivery of products and provision of services based on agreed terms.
	<p><i>Basslink</i> <i>Australia</i></p> 	Basslink subsea interconnector that transmits electricity and telecoms between Victoria and Tasmania in Australia	Service agreement with Hydro Tasmania (owned by Tasmania state government) until 2031, with option for 15-year extension	Fixed payments for availability of Basslink subsea cable for power transmission
Energy	<p><i>Keppel Merlimau Cogen</i> <i>Singapore</i></p> 	1,300MW combined cycle gas turbine power plant	Capacity Tolling Agreement with Keppel Electric until 2030 with option for 10-year extension (land lease till 2035, with 30-year extension)	Fixed payments for meeting availability targets
Waste & Water	<p><i>Senoko WTE Plant</i> <i>Singapore</i></p> 	Waste-to-energy plant with 2,310 tonnes/day waste incineration concession	NEA, Singapore government agency - concession until 2024	Fixed payments for availability of incineration capacity
	<p><i>Tuas WTE Plant</i> <i>Singapore</i></p> 	Waste-to-energy plant with 800 tonnes/day waste incineration concession	NEA, Singapore government agency - concession until 2034	Fixed payments for availability of incineration capacity
	<p><i>Ulu Pandan NEWater Plant</i> <i>Singapore</i></p> 	One of Singapore's largest NEWater plants, capable of producing 148,000m ³ /day ⁽¹⁾	PUB, Singapore government agency - concession until 2027	Fixed payments for the provision of NEWater production capacity
	<p><i>SingSpring Desalination Plant</i> <i>Singapore</i></p> 	Singapore's first large-scale seawater desalination plant, capable of producing 136,380m ³ /day of potable water	PUB, Singapore government agency - concession until 2025 (land lease till 2033)	Fixed payments for availability of output capacity

1. Keppel Seghers Ulu Pandan has an overall capacity of 162,800m³/day, of which 14,800m³/day is undertaken by Keppel Seghers Engineering Singapore.

Important Notice



The information contained in this presentation is for information purposes only and does not constitute or form part of, and should not be construed as, any offer or invitation to sell or issue or any solicitation of any offer or invitation to purchase or subscribe for any units ("Units") in Keppel Infrastructure Trust ("KIT") or rights to purchase Units in Singapore, the United States or any other jurisdiction. This presentation is strictly confidential to the recipient, may not be reproduced, retransmitted or further distributed to the press or any other person, may not be reproduced in any form and may not be published, in whole or in part, for any purpose to any other person with the prior written consent of the Trustee-Manager (as defined hereinafter). This presentation should not, nor should anything contained in it, form the basis of, or be relied upon in any connection with any offer, contract, commitment or investment decision whatsoever and it does not constitute a recommendation regarding the Units.

The past performance of KIT is not necessarily indicative of its future performance. Certain statements made in this presentation may not be based on historical information or facts and may be "forward-looking" statements due to a number of risks, uncertainties and assumptions. Representative examples of these factors include (without limitation) general industry and economic conditions, interest rate trends, cost of capital and capital availability, competition from similar businesses and governmental and public policy changes, and the continued availability of financing in the amounts and terms necessary to support future business. Such forward-looking statements speak only as of the date on which they are made and KIT does not undertake any obligation to update or revise any of them, whether as a result of new information, future events or otherwise. Accordingly, you should not place undue reliance on any forward-looking statements.

Prospective investors and unitholders of KIT ("Unitholders") are cautioned not to place undue reliance on these forward-looking statements, which are based on the current view of Keppel Infrastructure Fund Management Pte. Ltd. (as trustee-manager of KIT) ("Trustee-Manager") on future events. No representation or warranty, express or implied, is made as to, and no reliance should be placed on, the fairness, accuracy, completeness or correctness of the information, or opinions contained in this presentation. The information is subject to change without notice, its accuracy is not guaranteed, has not been independently verified and may not contain all material information concerning KIT. The information set out herein may be subject to updating, completion, revision, verification and amendment and such information may change materially. The value of Units and the income derived from them may fall as well as rise. Units are not obligations of, deposits in, or guaranteed by, KIT, the Trustee-Manager or any of its affiliates and/or subsidiaries. An investment in Units is subject to investment risks, including the possible loss of the principal amount invested.

Investors have no right to request the Trustee-Manager to redeem their Units while the Units are listed. It is intended that Unitholders may only deal in their Units through trading on Singapore Exchange Securities Trading Limited ("SGX-ST"). Listing of the Units on SGX-ST does not guarantee a liquid market for the Units.

The information contained in this presentation is not for release, publication or distribution outside of Singapore (including to persons in the United States) and should not be distributed, forwarded to or transmitted in or into any jurisdiction where to do so might constitute a violation of applicable securities laws or regulations.

This presentation is not for distribution, directly or indirectly, in or into the United States. No Units are being, or will be, registered under the U.S. Securities Act of 1933, as amended ("Securities Act"), or the securities laws of any state of the U.S. or other jurisdiction and no such securities may be offered or sold in the U.S. except pursuant to an exemption from, or in a transaction not subject to, the registration requirements of the Securities Act and any applicable state or local securities laws. No public offering of securities is being or will be made in the U.S. or any other jurisdiction.